

LOCAL AGENCY

MUST STILL RUN A FILE CHECK (QHW)
TO DETERMINE WARRANTS/HOLDS



BOOKING ENTRY



LEIN (CHR)



NETWORK
CLOUD (POP)

MUG (OPTIONAL)



SNAP (Mugshots)

CJIC

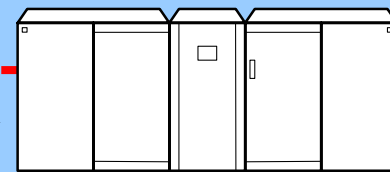
(MAILED CARDS PROCESSED)



DATA ENTRY
(HARD CARDS)



CCH



I. If Criminal History Record exists for same name – fingerprints are confirmed for match.

II. If name is not on CCH, prints are compared to all fingerprints in AFIS for possible match.



AFIS

- typical results within 1 hour.

*FORENSIC
LAB*

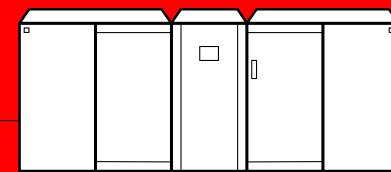


SCANNER



III. Prints are searched against unsolved latent database for possible match with prints taken from crime scene.

FBI IAFIS



IV. NATIONAL FINGER PRINT SEARCH – results within 2 hours of MI response, including warrants/holds from other states.

AFIS & Livescan

- ◀ **AFIS = Automated Fingerprint Identification System**
 - ◀ **AFIS is a central computer repository for automatically searching, matching, encoding and storing fingerprints. This system is maintained by the Michigan State Police.**
- ◀ **Livescan is the process of scanning a person's fingerprints to enable the electronic transmission of a digitized image to AFIS**



Transaction Responses

- ◀ To the Livescan
 - ◀ Transaction Received
 - ◀ Transaction Accepted/Rejected

- ◀ Through LEIN
 - ◀ Michigan Response
 - ◀ FBI Response
 - ◀ FBI Warrant



Livescan

◀ Transaction Control Number (TCN)

- ◀ Used to follow transaction all the way through the system(s).
- ◀ Unique to that arrest/transaction.
- ◀ Has identifiers unique to the specific livescan.

◀ Retention on Criminal History

- ◀ Arrests should be reported and retained at time of arrest.

◀ Send Copy to

- ◀ State and FBI responses can be sent to additional ORIs.
- ◀ Arresting agency, Prosecutor...



Quick ID

I. QUICK ID

- fingerprints are not retained in the AFIS database
- arrest information is not retained on criminal history record

II. WHEN TO USE QUICK ID

- A. IN CUSTODY FOR PREVIOUSLY REPORTED ARREST.
- B. John Doe (non-criminal)
- C. Bench Warrant/FTA Arrests (Note: original arrest has already been reported/retained on criminal history record)
- D. Prisoner Movement
- E. ???

MANDATORY FIELDS FOR QUICK ID
RETENTION = N
NAME
SEX
RACE
DATE of BIRTH
FINGERPRINTS



DEMOGRAPHICS
RETENTION = Y
NAME
SEX
RACE
EYES
HAIR
HEIGHT
WEIGHT
DATE OF BIRTH
PLACE OF BIRTH

MI ARREST SEGMENT BUILD

NEW ARREST
REQUEST FOR WARRANT (REW)
COUNT
CASE #
CHARGE TYPE
OFFENSE CODE MAC/PACC/ARREST FILE CLASS
ARREST AGENCY ORI #
ARREST FLAG
PROSECUTOR ORI #
COURT ORI #

WARRANT ARREST
CHARGE FOR PROSECUTION (CHG)
COUNT
CRIMINAL TRACKING #
CASE #
CHARGE TYPE
PACC CODE
WARRANT HOLDER ORI #
ARREST FLAG
PROSECUTOR ORI #
COURT ORI #

RECORD BUILD

- A. Fingerprints are stored in AFIS database
- B. Arrest information populates arrest segment on the criminal history record.

WHAT TO RETAIN

- A. Felony
- B. Misdemeanor
- C. Ordinances
- D. Civil - Convictions on PPO's
 - 1. Violating a PPO (criminal or civil)
 - 2. Committing a crime while violating a PPO (criminal)
- E. Juveniles

JUVENILES	
NEW ARREST	PETITION ARREST
REQUEST FOR PETITION (REP)	TOT PROBATE COURT (JUV)
COUNT	COUNT
CASE #	CRIMINAL TRACKING #
CHARGE TYPE	CASE #
OFFENSE CODE MAC/PACC/ARREST FILE CLASS	CHARGE TYPE
ARREST AGENCY ORI #	PACC CODE
ARREST FLAG	PETITION HOLDER ORI #
PROSECUTOR ORI #	ARREST FLAG
COURT ORI #	PROSECUTOR ORI #
	COURT ORI #

NOTICE TO APPEAR CITATION ISSUED (CIT)
COUNT
CASE #
CHARGE TYPE
OFFENSE CODE MAC/PACC/ARREST FILE CLASS
ARREST AGENCY ORI #
ARREST FLAG
COURT ORI #

NOTE: Criminal Tracking # and PACC code are OPTIONAL when reporting ORDINANCE arrests.

Law Enforcement - Livescan

◀ Reportable

- ◀ Livescan build all reportable arrests.
 - ◀ Felony
 - ◀ Misdemeanors (92 day and below and 93 day and above)
 - ◀ Ordinances (that substantially equate to state law)
 - ◀ Juvenile (if reportable as an adult)
- ◀ Electronic submissions for Applicant.

◀ Method of Reporting

- ◀ Arrest segment TCN/OCA
- ◀ Charge/Prosecutor segment TCN/OCA
- ◀ Disposition/Court segment CTN -> TCN/OCA
Ordinances must be reported using TCN/OCA



OCA - Incident # - Case # - Complaint

- ◀ **Incident Number - consistency/uniformity for Corrections and Prosecutor entry.**
- ◀ **Things to take into consideration**
 - ◀ 12 characters on Livescan - only 9 characters in booking
 - ◀ Agency identifiers from ORI (MI 12 112 00)
 - ◀ Dashes, alphanumeric, etc
- ◀ **Examples:**
 - ◀ 112-1234-03
 - ◀ SHPD-1234-03
 - ◀ 123403



WANTS/WARRANTS

LEIN = Name & DOB

AFIS = Fingerprints

- John Robinson,
DOB 1-1-71
- John Doe,
DOB 1-1-72
- John Smith,
DOB 1-1-73
- Jake Doe,
DOB 1-1-75

SID #1234567A

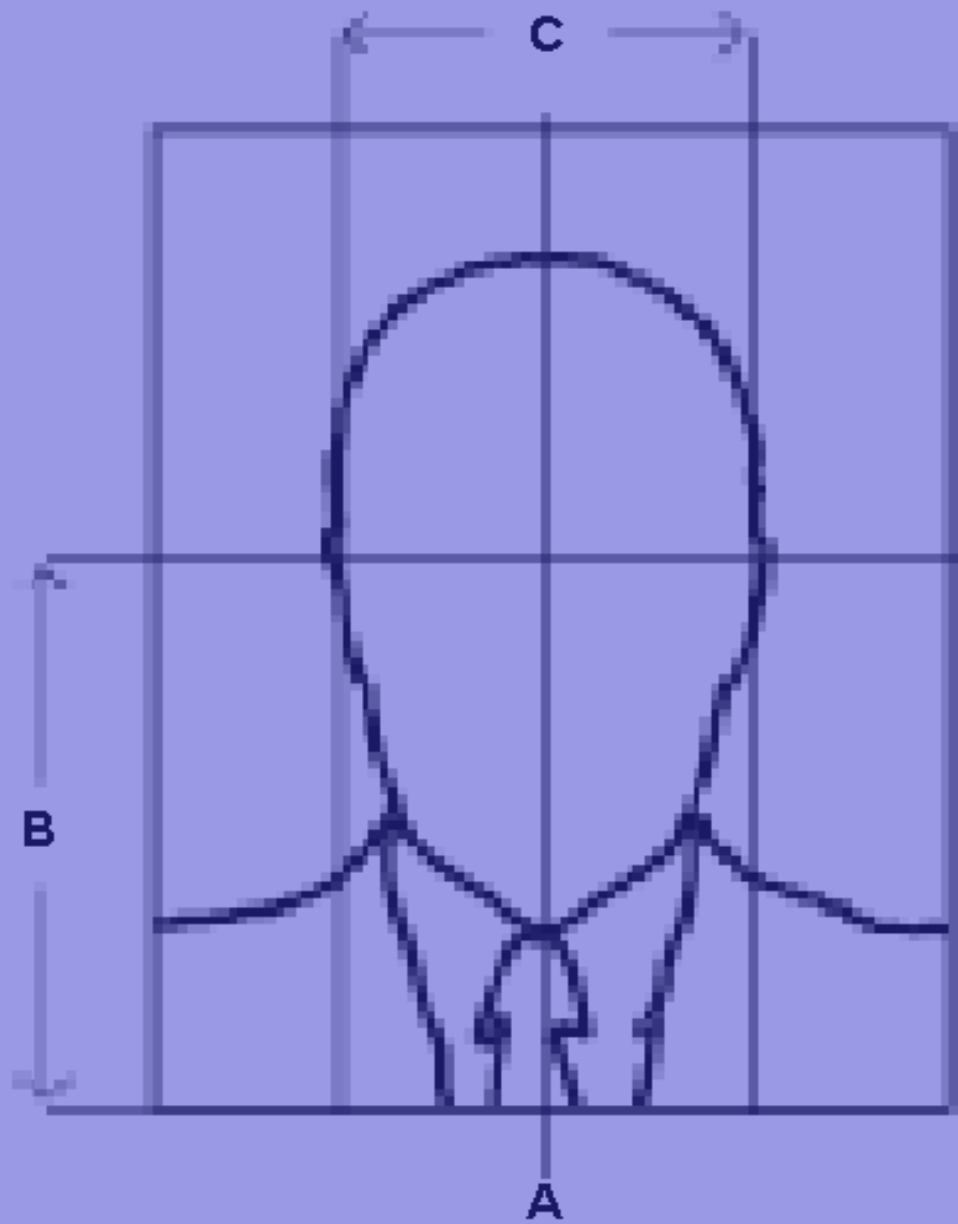


MICHIGAN STATE POLICE

Statewide Network of Agency Photos (SNAP)

- Central repository of images.
- Accessible by web browser front end.
- 28 Counties, Detroit & DOC submitting images to SNAP 750,000 images.
- Submitting agencies can receive retrieval licenses.
- Line Ups, Missing and Wanted Posters.
- Facial Recognition.





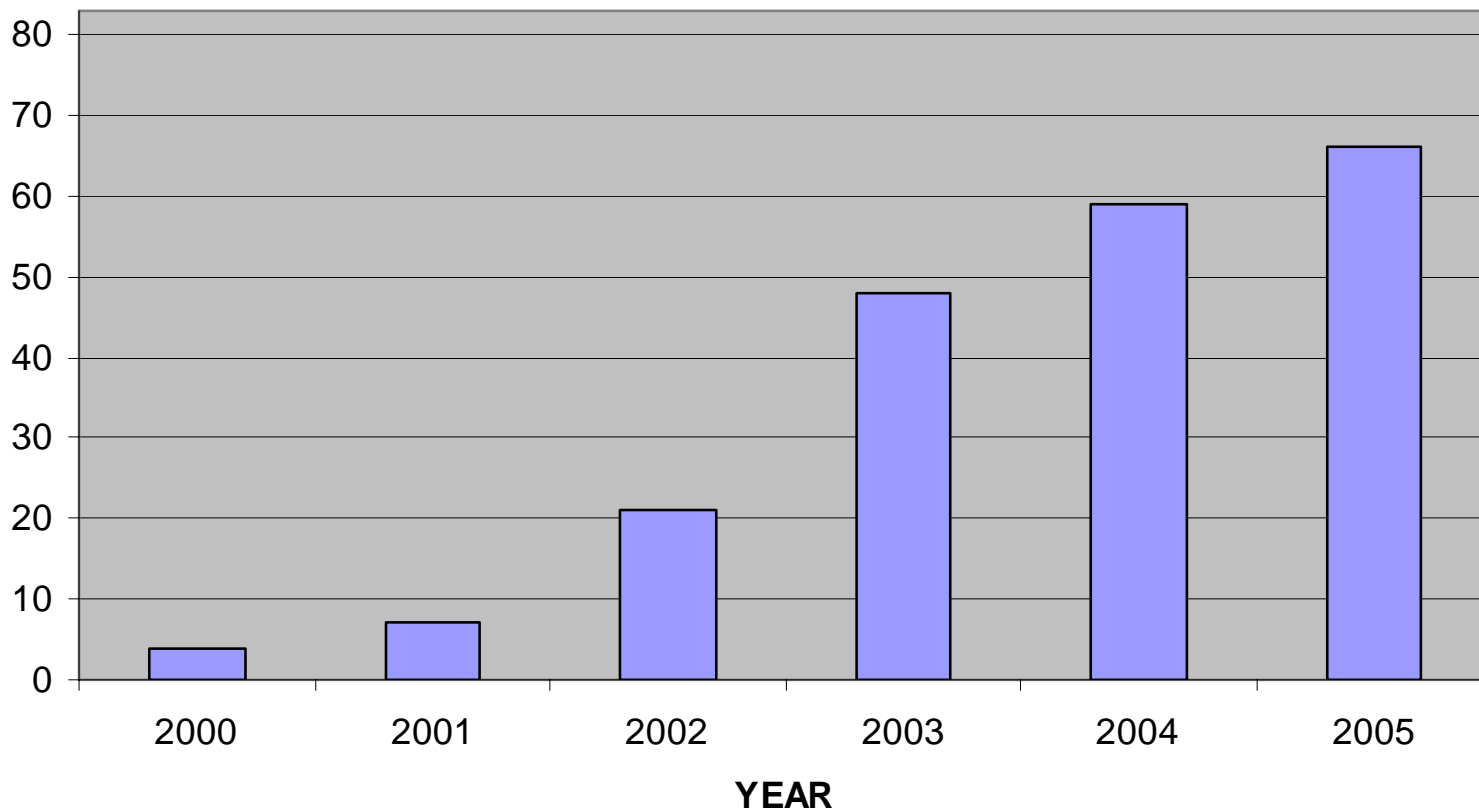
Livescan Statistics

- ◀ 200 Livescan Devices Connected
 - ◀ 150 Law Enforcement Agencies
 - ◀ 66 Counties
- ◀ 54,682 Transactions for March 2005
 - ◀ 29,158 Criminal Build Transactions
 - ◀ 9,458 Criminal ID Transactions
 - ◀ 16,065 Applicant ID Transactions
- ◀ 1,700 average Transactions per day
 - ◀ 1,000 Livescan Transactions per day 76% of all Criminal builds
 - ◀ 700 Card Scan Transactions per day

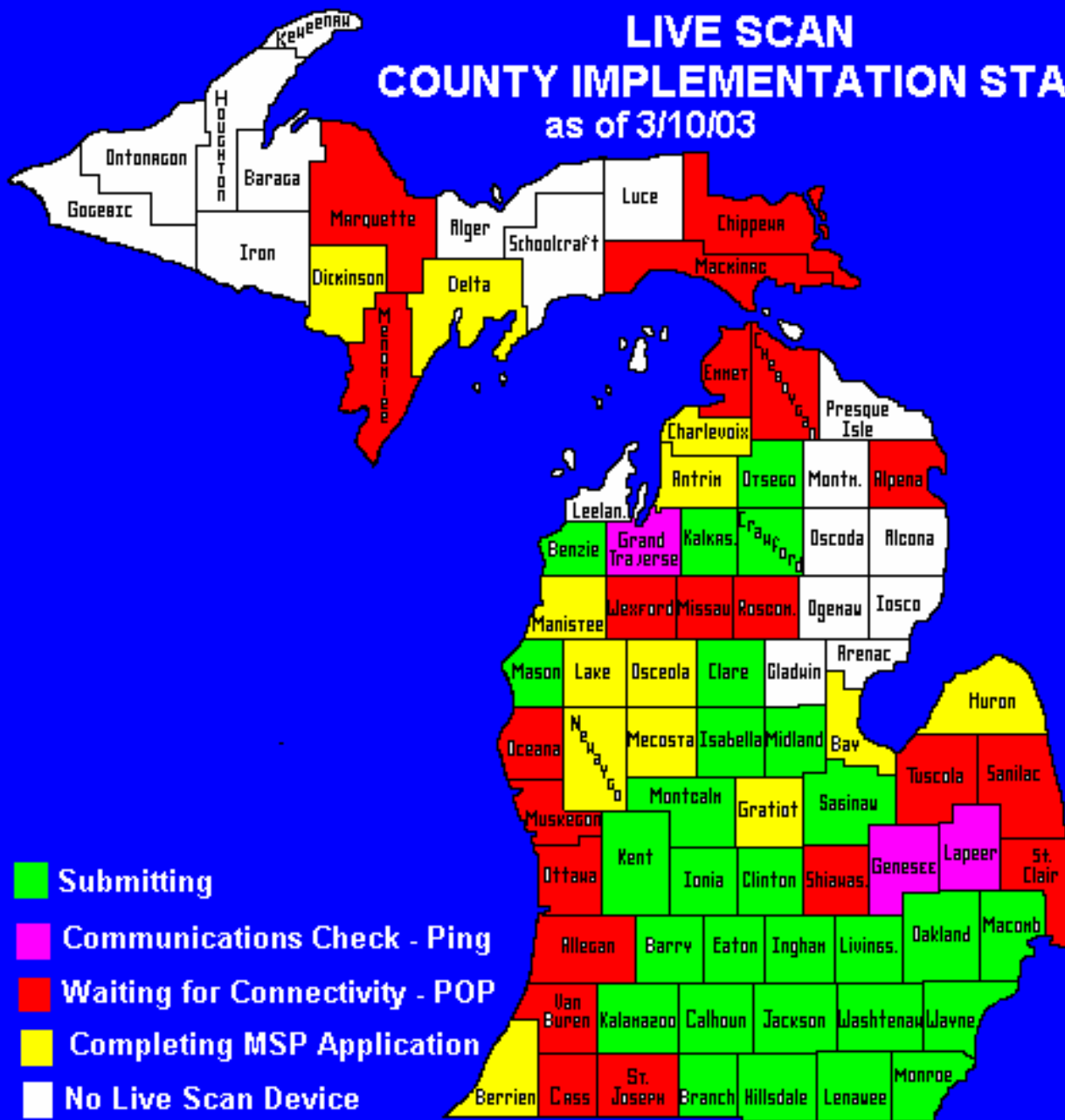


History of Michigan Livescan

Counties Connected with Livescan



LIVE SCAN COUNTY IMPLEMENTATION STATUS as of 3/10/03



Law Enforcement - Livescan

- ◀ 100% Paperless
 - ◀ Arrest segment
 - ◀ Charge/Prosecutor segment
 - ◀ Disposition/Court segment
 - ◀ Applicant
- ◀ Law Enforcement
 - ◀ Livescan build all reportable arrests.
 - ◀ Felony
 - ◀ Misdemeanors
 - ◀ Ordinances (that substantially equate to state law)
 - ◀ Juvenile (if reportable as an adult)
 - ◀ Electronic submissions for Applicant.



Law Enforcement - Livescan

Access to Livescan

Central Booking

◀ Problems

- ◀ Too busy to process low misdemeanors and ordinances.
- ◀ Too far to drive.
- ◀ Takes law enforcement off the streets too long.



Law Enforcement - Livescan

Access to Livescan

Possible Solutions

- ◀ Regional Livescan
 - ◀ Are there any other detention facilities?
- ◀ Purchase Your Own Livescan
- ◀ Vendor to Process Livescan Applicants



Law Enforcement - Livescan

WHAT TO WORK ON:

- ◀ Entering OCA correctly
- ◀ Access to Livescan
- ◀ Gaps in reporting
 - ◀ Hitting a high percentage of Felony.
 - ◀ Low in reporting:
 - ◀ Misdemeanors
 - ◀ Ordinances
 - ◀ Juvenile



Livescan

- ◀ Livescan costs \$15,000 – \$20,000
- ◀ Mug Shot Capture +\$2,000
- ◀ Connectivity Options
 - ◀ Local line to county POP
 - ◀ Your own POP \$600 - \$2,000+ per month
 - ◀ Broadband
 - ◀ Startup \$2,510.00
 - ◀ Monthly \$300.00 - \$450.00



QUESTIONS???

◀ Contact Information:

Scott Blanchard, Manager (517) 322-5173

Pete Langenfeld, Livescan/SNAP Analyst (517)636-0122

Keith Kramer, Livescan Analyst (517)636-0124

Paula Campbell, Prosecutor Reporting (517)322-5940

Fax: (517) 322-6326

E-mail: MSPLivescan@Michigan.gov

Diane Sandborn, Court Reporting (517)-636-0121 SandborD@Michigan.gov

Robert Grounds, Applicant Print (517)322-1038 GroundsB@Michigan.gov

