







MiScorecard Performance Summary

Business Unit:	CFA	Green	>=90% of target
Executive/Director Name:	Kenneth T. McKee, Deputy Director, CFA	Yellow	>= 75% - 90% of target
Reporting Period:	Sep 2016	Red	<75% of target
		Date Approved:	10/14/2016

Metric ID	Metric	Status	Progress	Target	Current	Previous	Frequency	Metric Definition
V1 - Protection of Public, Safety of Staff, Security of Offenders								
CFA-11	Class I Misconduct Charges Dismissed and Not Guilty, as Compared to Total Charges - % Charges	Red		5.0%	7.1% CY 2016, September	7.4%	Monthly	Class I misconducts written monthly, including guilty findings, not guilty findings and dismissed misconducts. The goal is for staff to use good communication skills and when possible consider alternative methods to improve prisoner behavior in lieu of writing misconducts. However, in cases where misconducts are appropriate and warranted staff should examine situations thoroughly prior to writing a misconduct. Total Class I misconducts written in September 2016 was 2461. Total Class I misconducts found not guilty or dismissed in September 2016 was 175.
V3 - Sound Management, Proven Fiscal Practices, Outcome-Oriented Strategies								
CFA-03	CFA Employee Overtime - # Hours	Red		101385	179737 FY 2016, August	209796	Monthly	Average number of OT hours reported for CFA employees. Beginning April 2014, overtime data is reported from the new Overtime Usage Report which is maintained in Business Objects. This data more accurately reflects the actual overtime usage during the reporting period than previous reports. Data has a lag time of one month. August 2016 value includes no holidays.
CFA-12	CFA Closed Positions - # Hours Positions are Closed	Yellow		27614	23148 FY 2016, September	30460	Monthly	Goal is to increase the number of hours positions are closed. Closing positions, even if for a few hours, helps reduce facility overtime and associated costs.
V4 - Hire, Train, Equip, Support & Mentor High Quality Staff at Highest Professional Standards								
CFA-19		Green		200000		165634	Monthly	

	Contractual Services, Supplies and Materials (CSSM) - Transportation Fleet - \$ Costs				184445 FY 2016, August			Offenders under the Department's jurisdiction shall be transported in a safe and humane manner by appropriately trained Department employees, subject to reasonable measures to maintain the safety and security of the public, employees, and offenders. This metric includes all operating costs of the Transportation Fleet. The Transportation Fleet is responsible for prisoner transportation. Costs include transportation officer uniforms, duty gear, leg irons, belly chains, CDL Licenses, office supplies, covered trailers for prisoner property, and vehicles (buses, vans and cars). Data has a lag time of one month; previous value is the value reported in the same calendar month one year ago.
V7 - Highest Integrity, Expectations of Excellence, Respect & Value Dignity & Human Life								
CFA-20	Offenders Moved via Transportation - # Offenders	Yellow		8600	9627 CY 2016, August	8777	Monthly	Offenders under the Department's jurisdiction shall be transported in a safe and humane manner by appropriately trained Department employees, subject to reasonable measures to maintain the safety and security of the public, employees, and offenders. This metric includes the actual offender movement through Transportation on a monthly basis. Prisoners are moved for court proceedings, medical issues, programming needs, safety and security needs, etc. Data has a lag time of one month; previous value is the value reported in the same calendar month one year ago.
CFA-17	CFA Facilities Participating in Community Service Activities (Both Staff and Prisoner Involvement) - % Participating	Green		70%	63% CY 2016, August	67%	Monthly	Staff and prisoners at CFA facilities actively participate in activities which provide benefit to the communities in which they exist. They also participate in activities which support positive causes in the greater society. Each CFA facility is required to provide information about the community service efforts made by persons working and living at that site. Data has a lag time of one month.