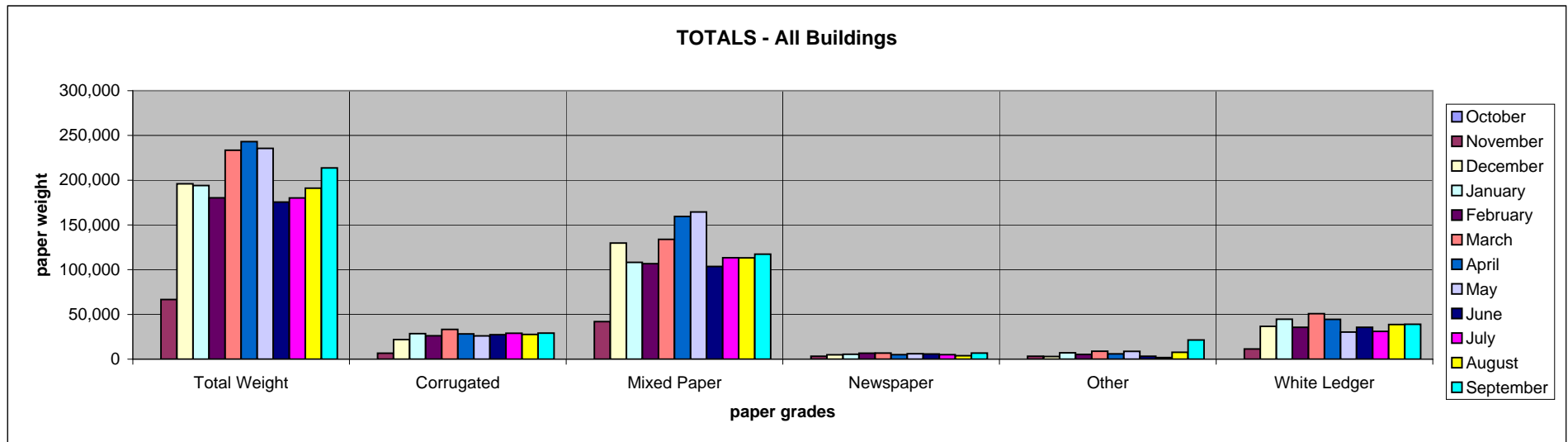
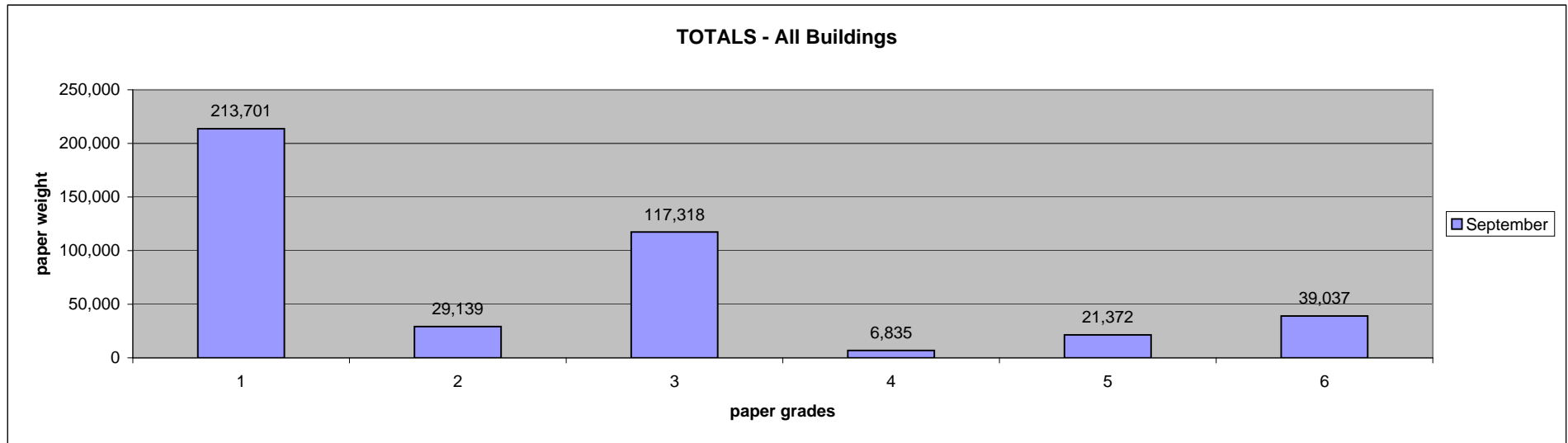
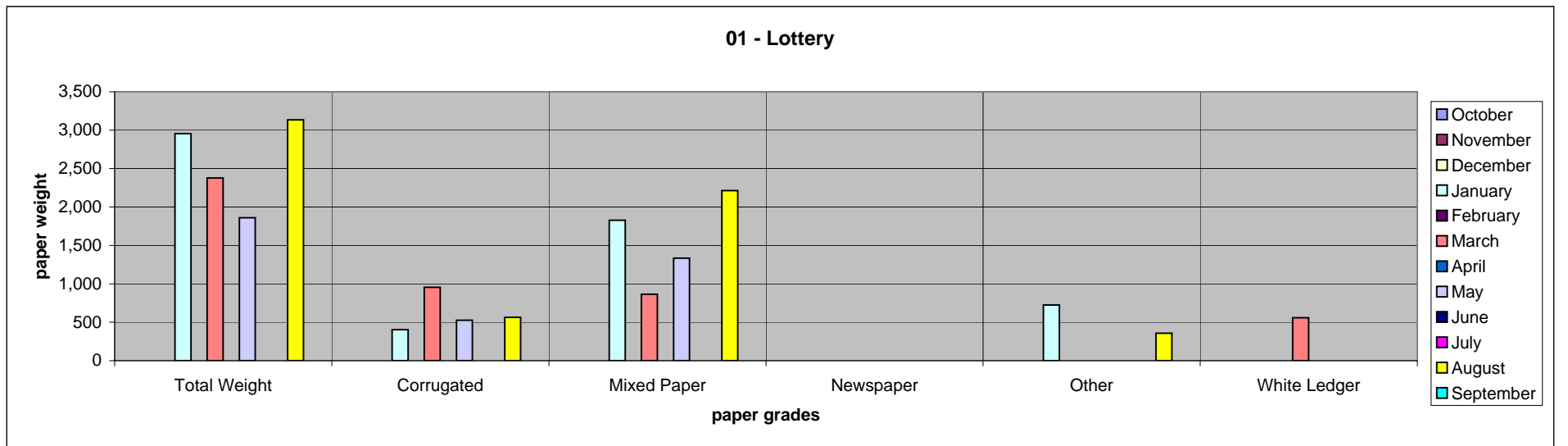
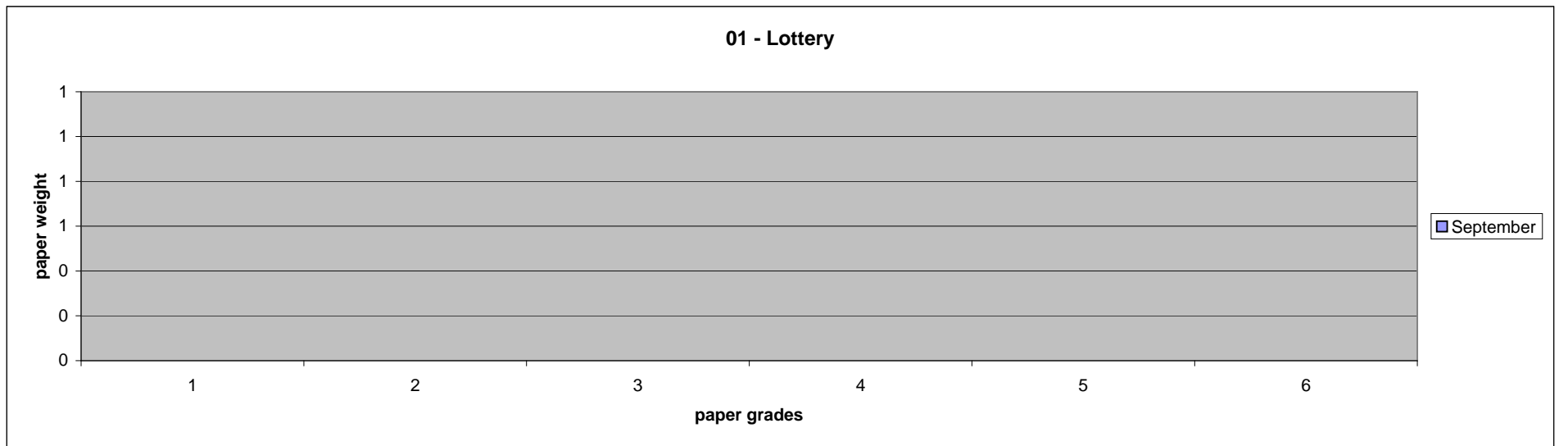


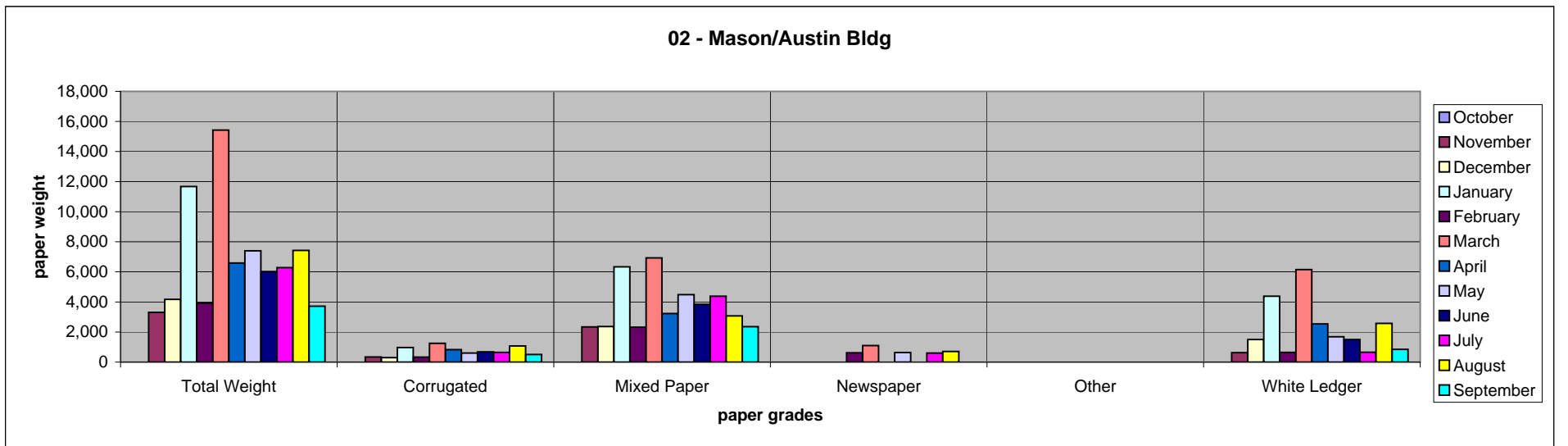
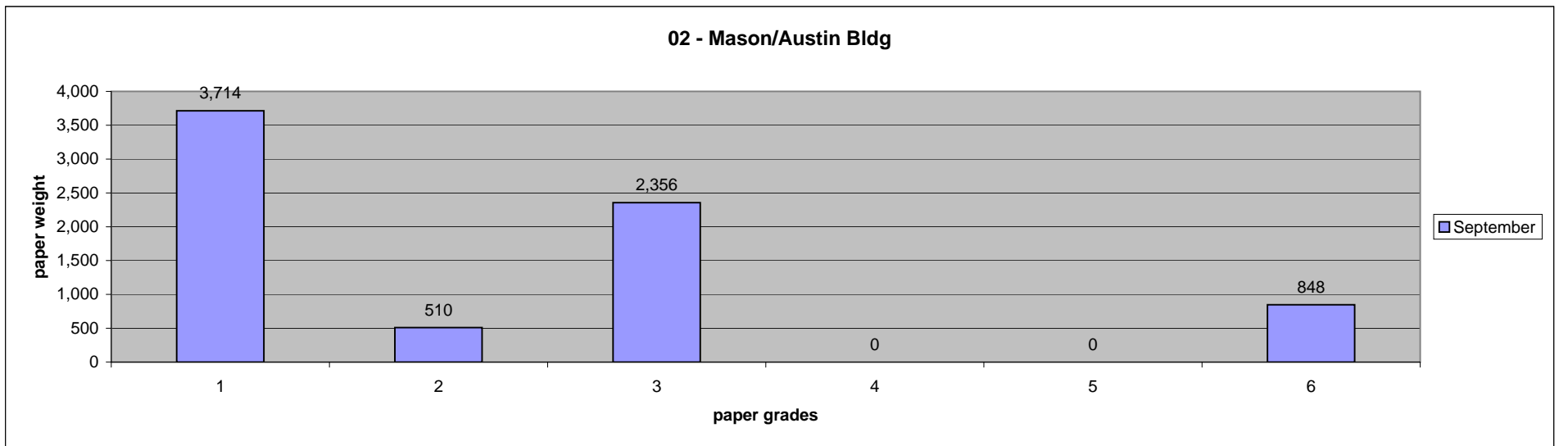
TOTALS - All Buildings	Total Weight	Corrugated	Mixed Paper	Newspaper	Other	White Ledger
October						
November	66,584	6,584	42,008	3,298	3,310	11,384
December	196,002	21,878	129,688	4,803	3,001	36,632
January	194,040	28,577	108,191	5,460	7,165	44,647
February	180,350	26,161	106,681	6,601	5,364	35,543
March	233,571	33,247	133,839	6,767	8,817	50,901
April	243,166	28,253	159,401	5,091	5,905	44,516
May	235,575	25,947	164,487	6,072	8,750	30,319
June	175,577	27,408	103,615	5,691	3,304	35,559
July	180,106	29,004	113,332	5,040	1,731	30,999
August	191,132	27,609	113,265	3,896	7,637	38,725
September	213,701	29,139	117,318	6,835	21,372	39,037
GRAND TOTALS	2,109,804	283,807	1,291,825	59,554	76,356	398,262



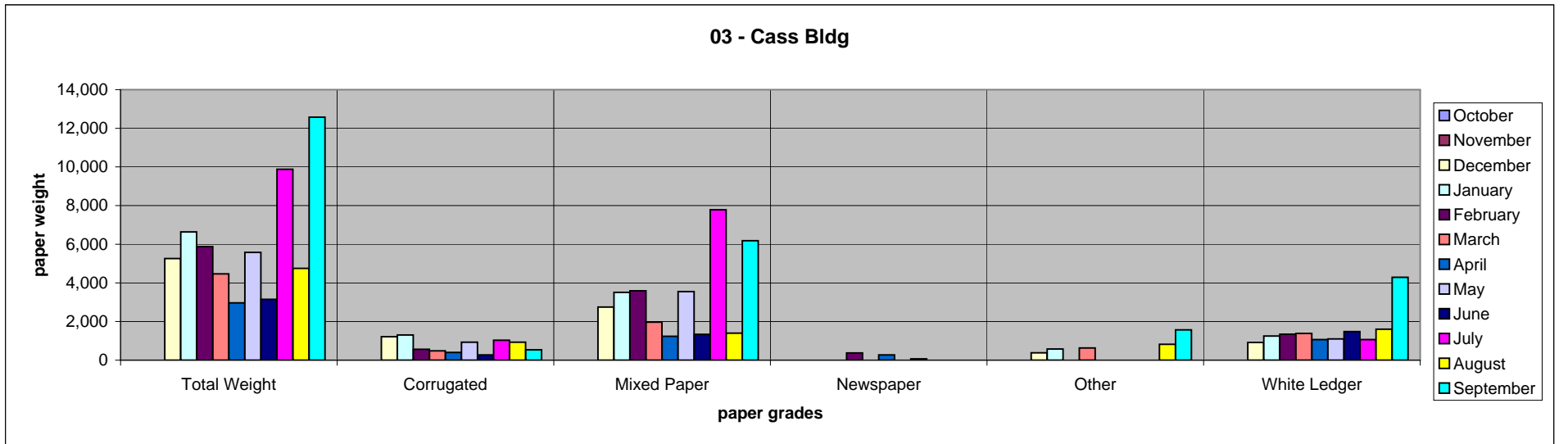
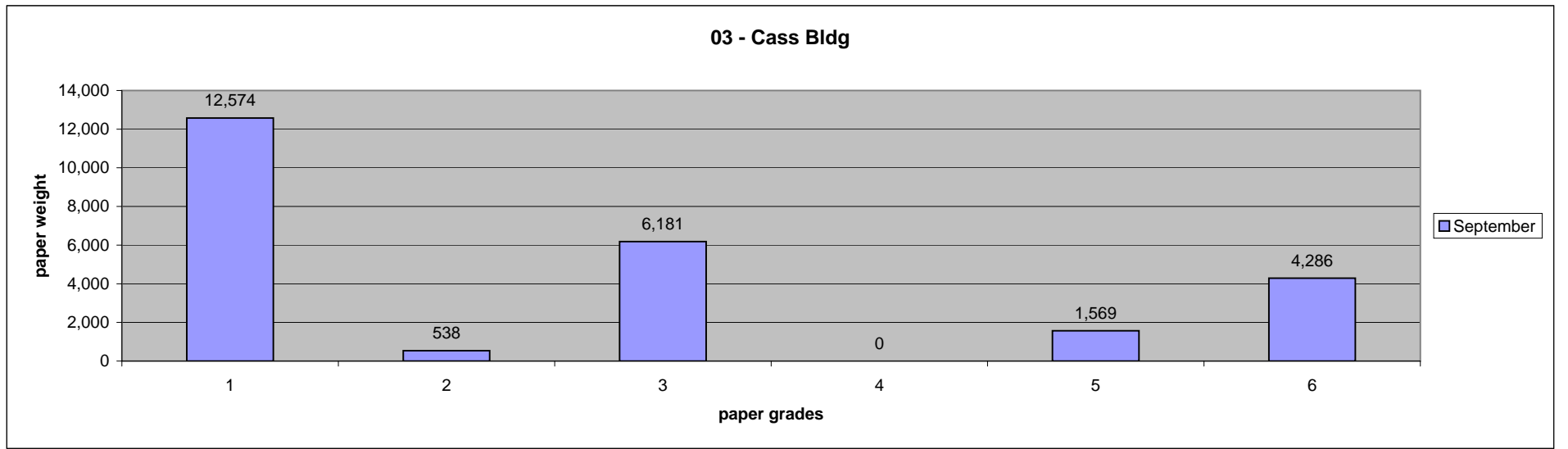
01 - Lottery	Total Weight	Corrugated	Mixed Paper	Newspaper	Other	White Ledger
October						
November						
December						
January	2,955	403	1,827	0	725	0
February						
March	2,378	955	864	0	0	559
April						
May	1,860	526	1,334	0	0	0
June						
July						
August	3,134	564	2,213	0	357	0
September						
GRAND TOTALS	10,327	2,448	6,238	0	1,082	559



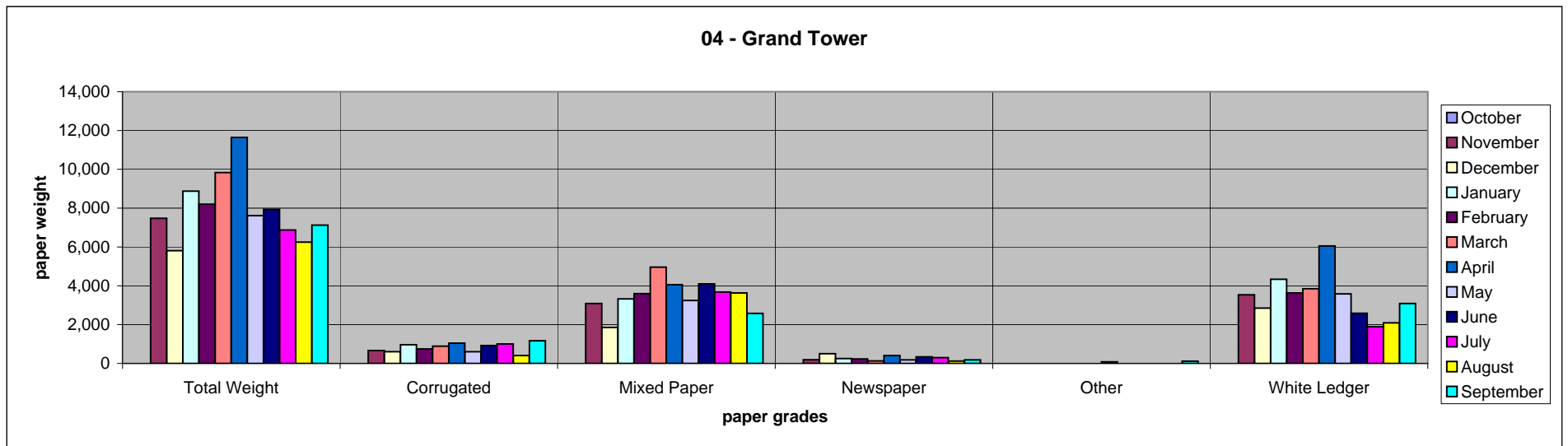
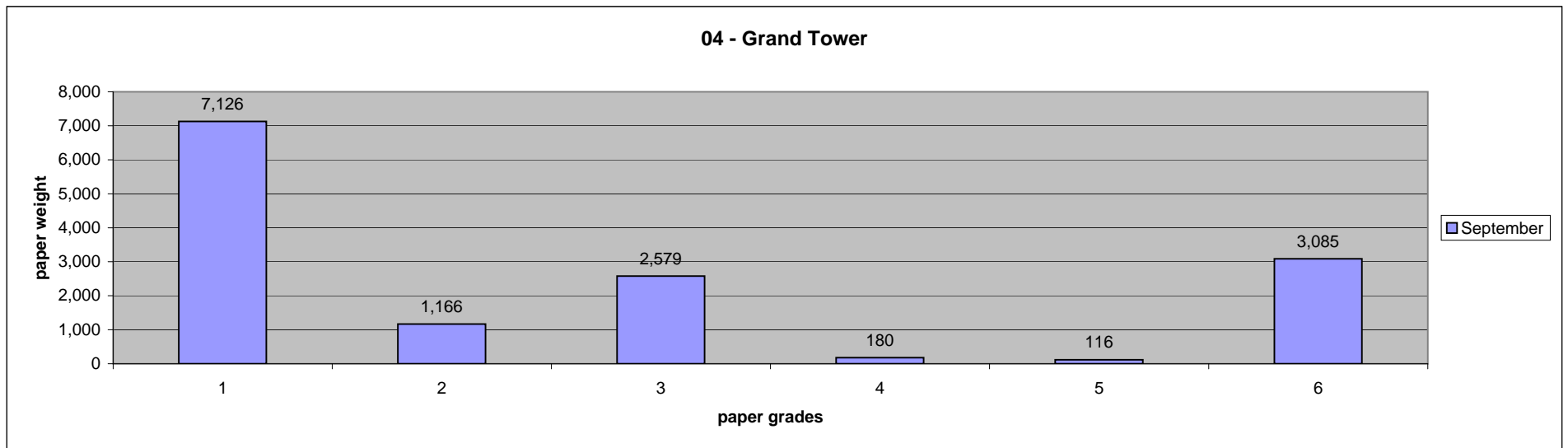
02 - Mason/Austin Bldg	Total Weight	Corrugated	Mixed Paper	Newspaper	Other	White Ledger
October						
November	3,308	336	2,340	0	0	632
December	4,169	298	2,366	0	0	1,505
January	11,678	970	6,331	0	0	4,377
February	3,914	329	2,323	619	0	643
March	15,422	1,251	6,925	1,096	0	6,150
April	6,591	826	3,226	0	0	2,539
May	7,402	599	4,487	633	0	1,683
June	6,019	677	3,842	0	0	1,500
July	6,278	644	4,379	600	0	655
August	7,424	1,071	3,073	710	0	2,570
September	3,714	510	2,356	0	0	848
GRAND TOTALS	75,919	7,511	41,648	3,658	0	23,102



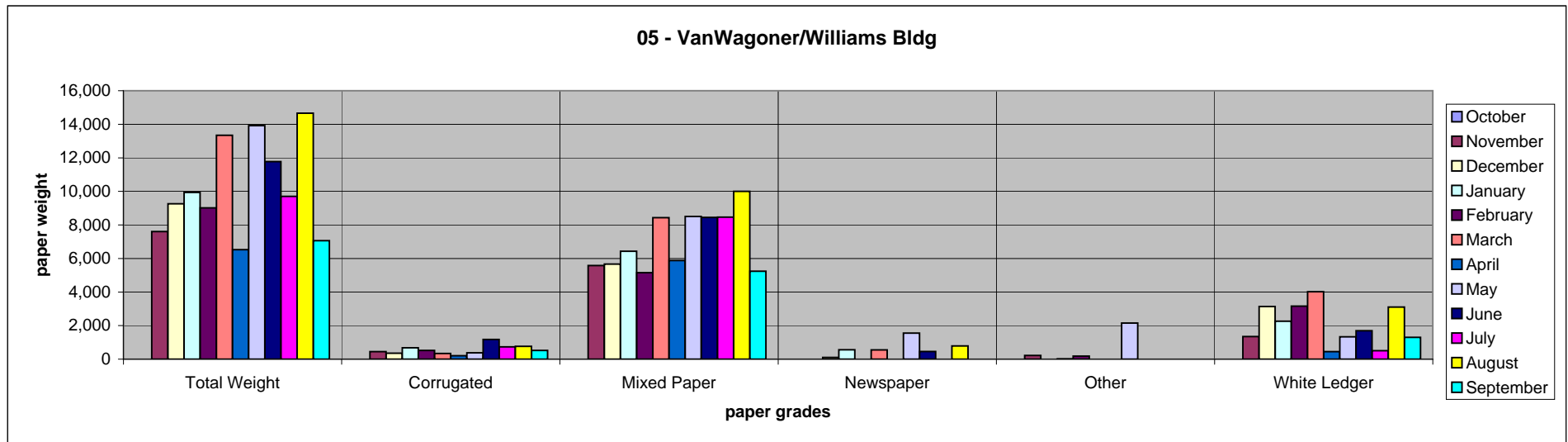
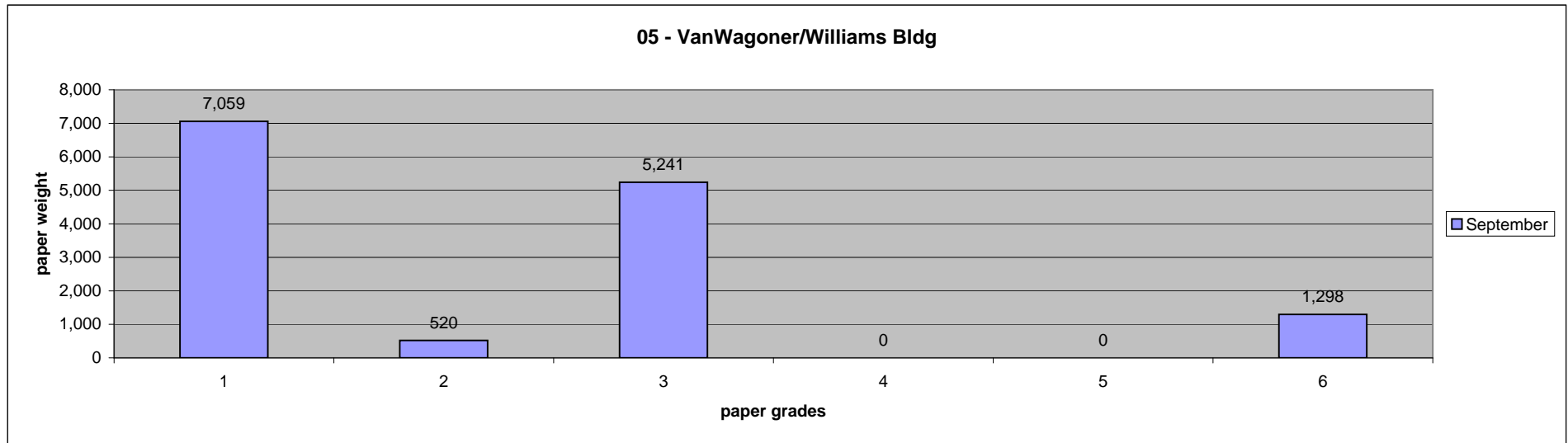
03 - Cass Bldg	Total Weight	Corrugated	Mixed Paper	Newspaper	Other	White Ledger
October						
November						
December	5,261	1,218	2,748	0	380	915
January	6,634	1,302	3,507	0	577	1,248
February	5,880	565	3,593	375	0	1,347
March	4,462	480	1,970	0	630	1,382
April	2,964	397	1,234	270	0	1,063
May	5,578	929	3,548	0	0	1,101
June	3,151	269	1,336	66	0	1,480
July	9,879	1,032	7,784	0	0	1,063
August	4,749	928	1,398	0	820	1,603
September	12,574	538	6,181	0	1,569	4,286
GRAND TOTALS	61,132	7,658	33,299	711	3,976	15,488



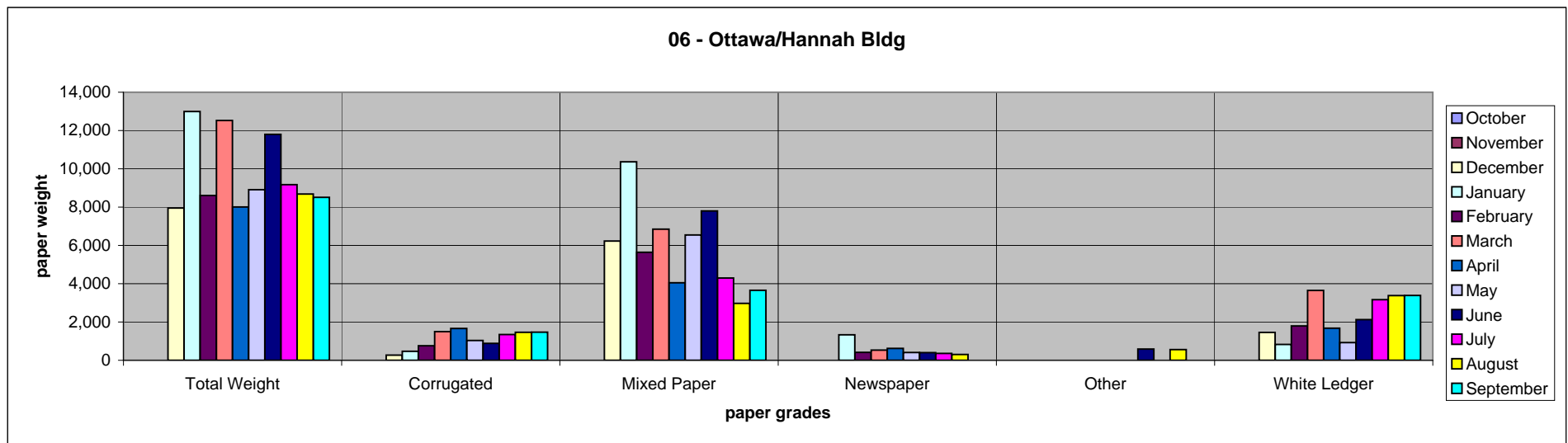
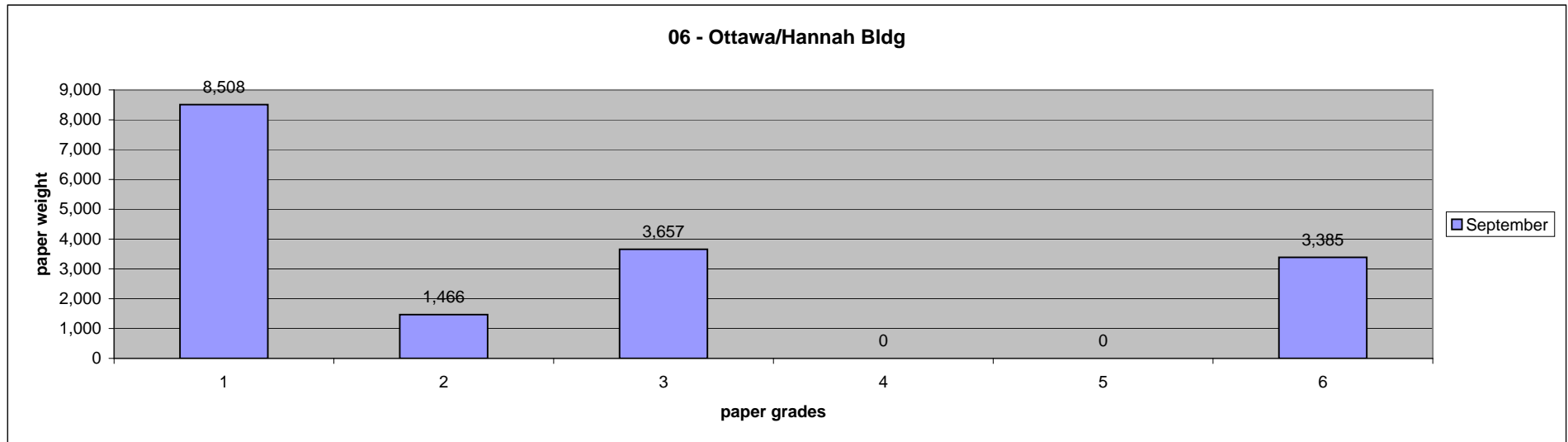
04 - Grand Tower	Total Weight	Corrugated	Mixed Paper	Newspaper	Other	White Ledger
October						
November	7,476	663	3,087	193	0	3,533
December	5,811	605	1,854	500	0	2,852
January	8,874	964	3,323	252	0	4,335
February	8,204	746	3,600	229	0	3,629
March	9,832	890	4,962	130	0	3,850
April	11,648	1,045	4,057	409	81	6,056
May	7,614	602	3,244	183	0	3,585
June	7,939	921	4,098	336	0	2,584
July	6,872	1,006	3,676	298	0	1,892
August	6,252	410	3,631	123	0	2,088
September	7,126	1,166	2,579	180	116	3,085
GRAND TOTALS	87,648	9,018	38,111	2,833	197	37,489



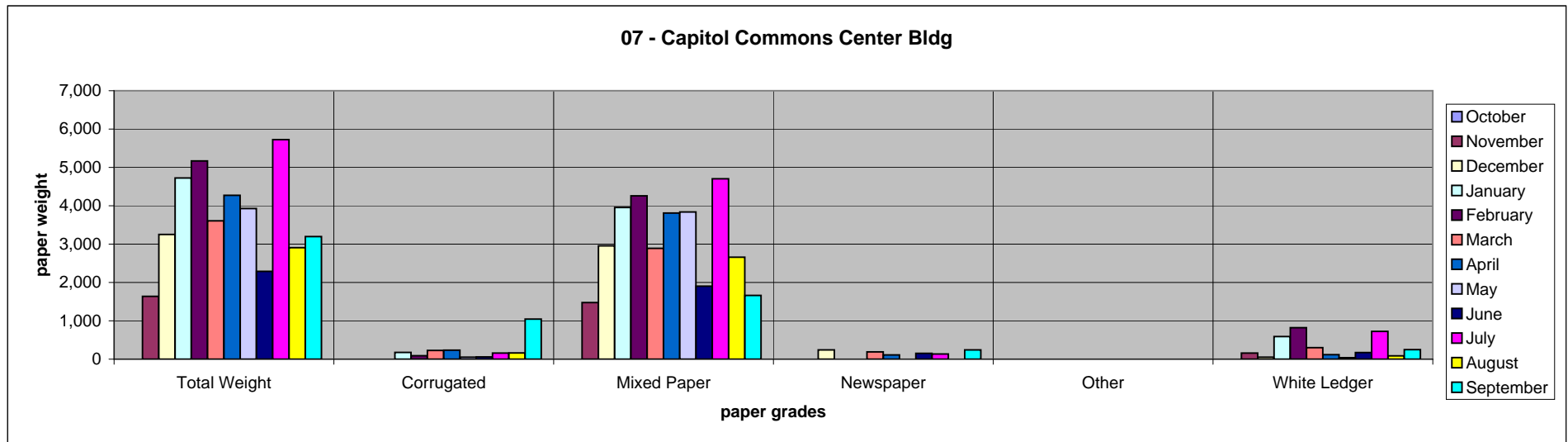
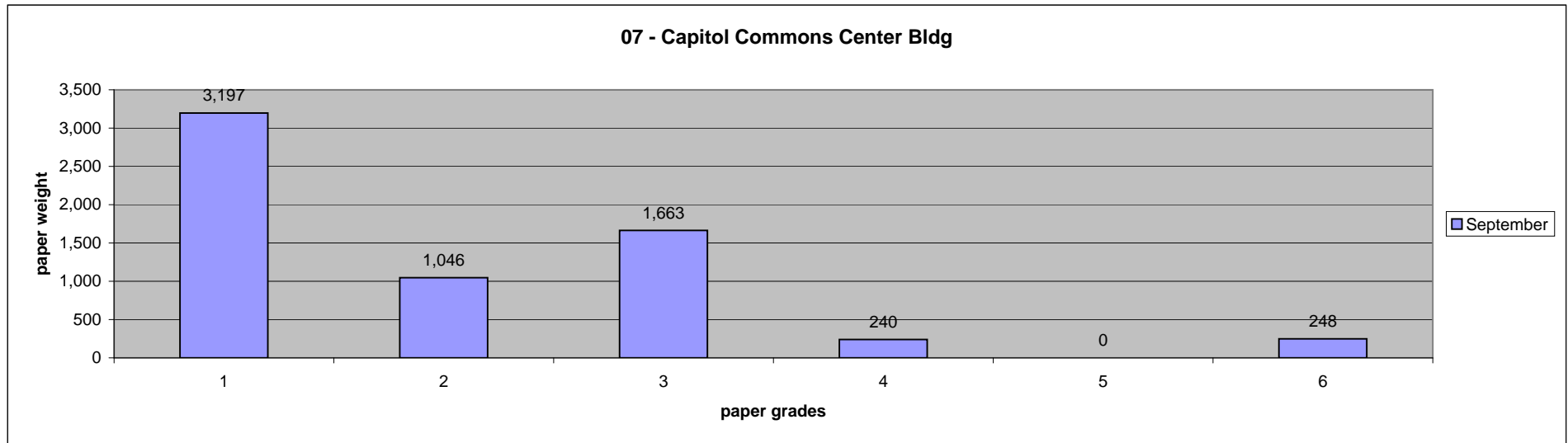
05 - VanWagoner/Williams Bldg	Total Weight	Corrugated	Mixed Paper	Newspaper	Other	White Ledger
October						
November	7,602	449	5,580	0	223	1,350
December	9,262	352	5,665	106	0	3,139
January	9,939	676	6,429	562	10	2,262
February	9,020	523	5,152	0	181	3,164
March	13,345	339	8,433	552	0	4,021
April	6,526	203	5,877	0	0	446
May	13,920	377	8,507	1,550	2,154	1,332
June	11,773	1,175	8,448	456	0	1,694
July	9,706	736	8,463	0	0	507
August	14,660	764	10,002	786	0	3,108
September	7,059	520	5,241	0	0	1,298
GRAND TOTALS	112,812	6,114	77,797	4,012	2,568	22,321



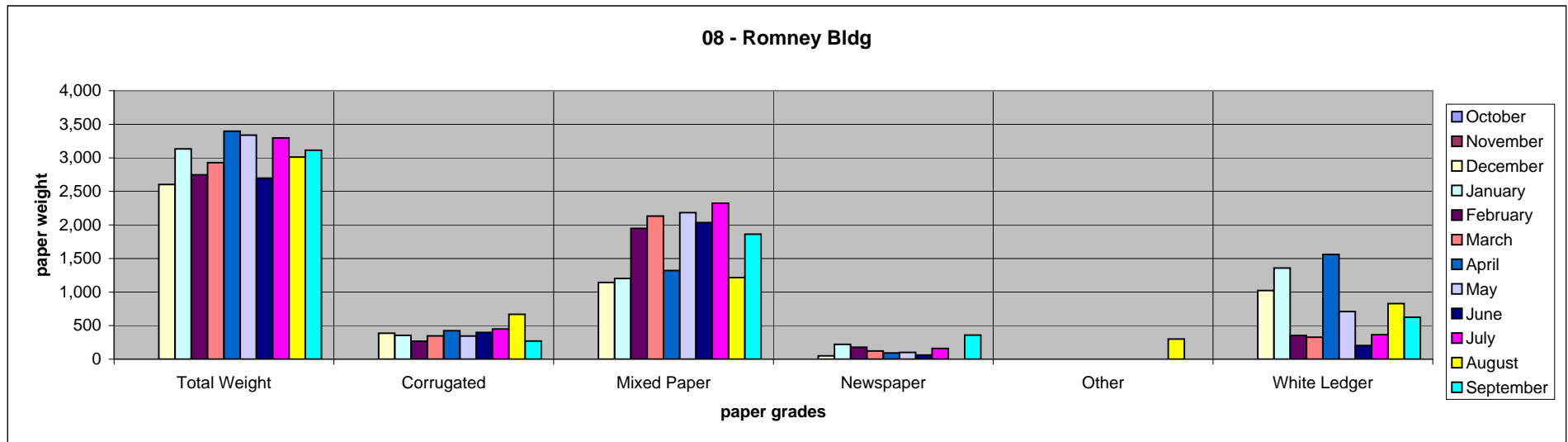
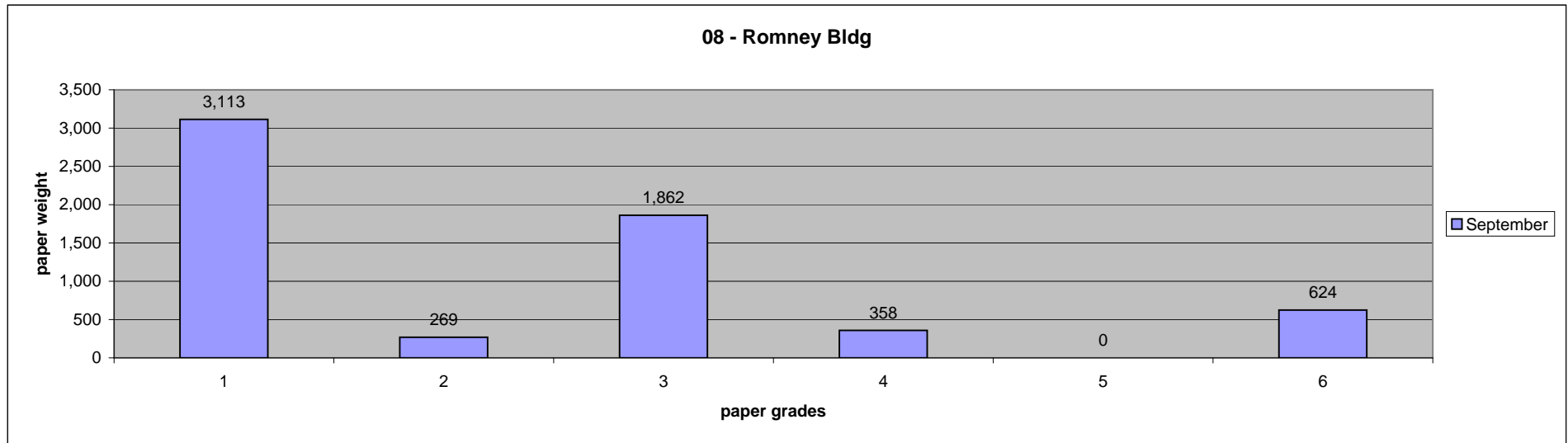
06 - Ottawa/Hannah Bldg	Total Weight	Corrugated	Mixed Paper	Newspaper	Other	White Ledger
October						
November						
December	7,954	271	6,225	0	0	1,458
January	12,991	466	10,368	1,331	0	826
February	8,610	757	5,640	417	0	1,796
March	12,524	1,498	6,848	532	0	3,646
April	8,005	1,663	4,048	621	0	1,673
May	8,907	1,033	6,547	405	0	922
June	11,798	886	7,802	403	585	2,122
July	9,171	1,344	4,300	360	0	3,167
August	8,680	1,464	2,975	302	560	3,379
September	8,508	1,466	3,657	0	0	3,385
GRAND TOTALS	97,148	10,848	58,410	4,371	1,145	22,374



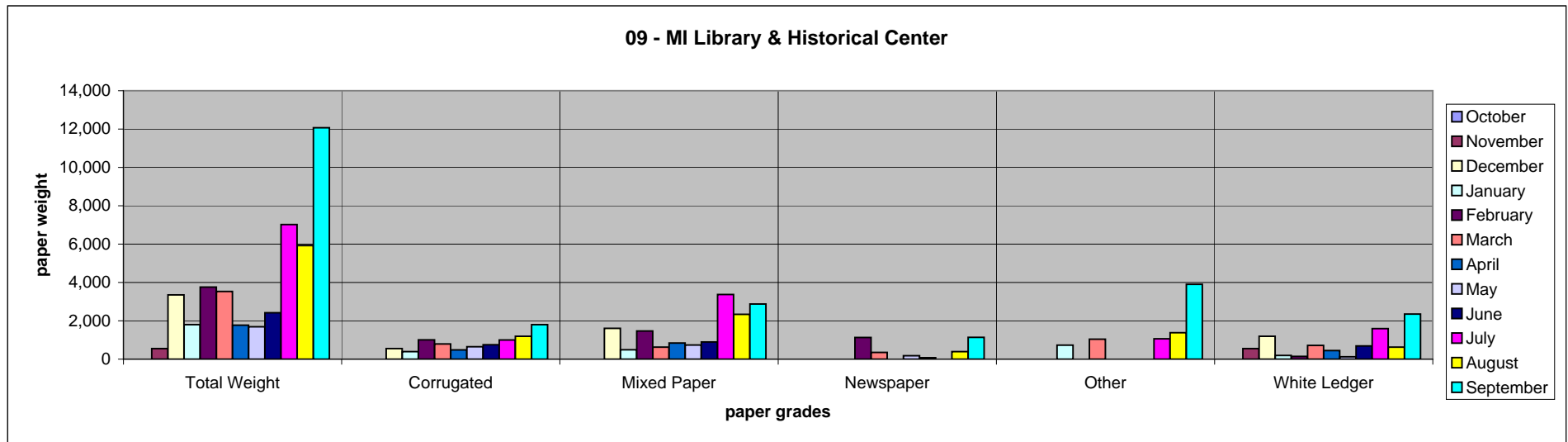
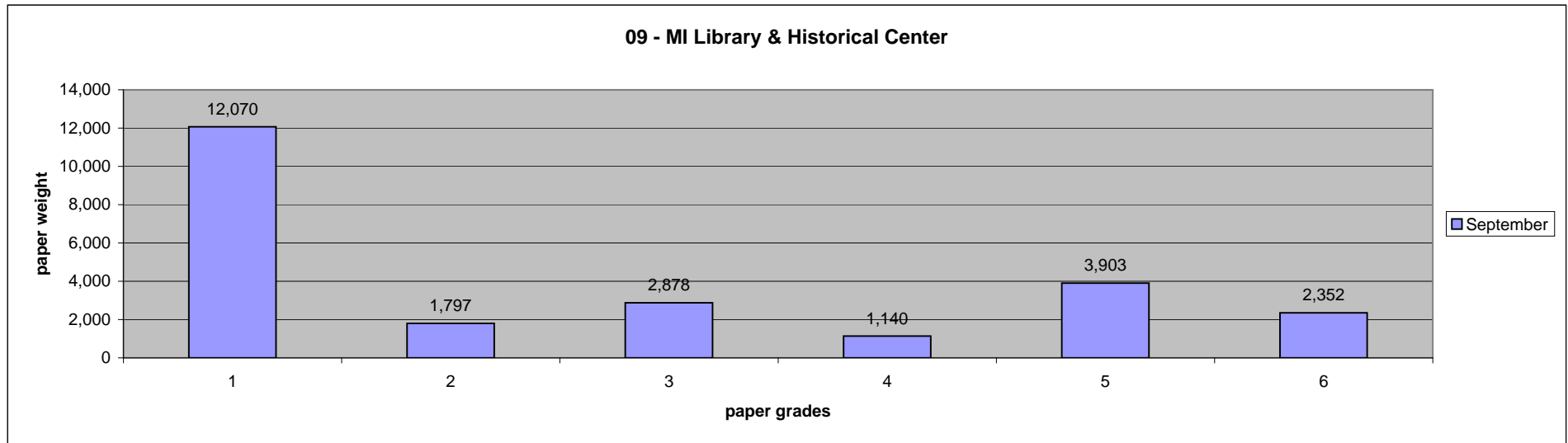
07 - Capitol Commons Center Bldg	Total Weight	Corrugated	Mixed Paper	Newspaper	Other	White Ledger
October						
November	1,637	0	1,477	0	0	160
December	3,251	0	2,956	242	0	53
January	4,723	177	3,955	0	0	591
February	5,168	89	4,258	0	0	821
March	3,607	228	2,888	191	0	300
April	4,273	236	3,810	109	0	118
May	3,929	52	3,839	0	0	38
June	2,290	60	1,903	153	0	174
July	5,725	160	4,705	136	0	724
August	2,907	162	2,660	0	0	85
September	3,197	1,046	1,663	240	0	248
GRAND TOTALS	40,707	2,210	34,114	1,071	0	3,312



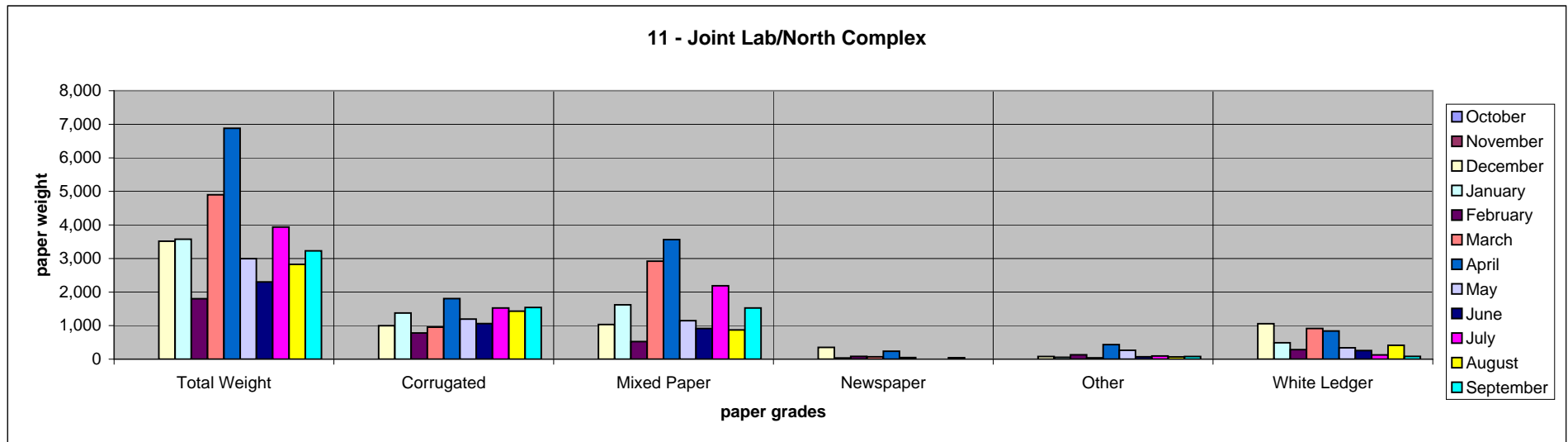
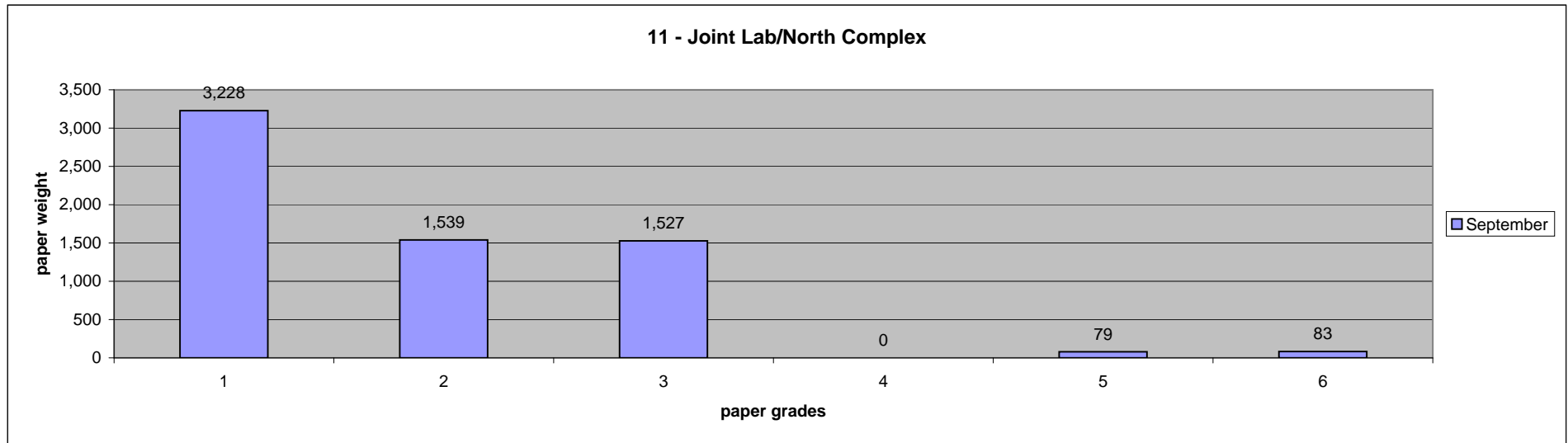
08 - Romney Bldg	Total Weight	Corrugated	Mixed Paper	Newspaper	Other	White Ledger
October						
November						
December	2,602	387	1,142	50	0	1,023
January	3,133	354	1,202	220	0	1,357
February	2,747	268	1,949	178	0	352
March	2,928	347	2,132	122	0	327
April	3,397	424	1,320	93	0	1,560
May	3,338	345	2,183	101	0	709
June	2,698	399	2,035	62	0	202
July	3,297	450	2,323	159	0	365
August	3,011	668	1,215	0	300	828
September	3,113	269	1,862	358	0	624
GRAND TOTALS	30,264	3,911	17,363	1,343	300	7,347



09 - MI Library & Historical Center	Total Weight	Corrugated	Mixed Paper	Newspaper	Other	White Ledger
October						
November	551	0	0	0	0	551
December	3,349	551	1,606	0	0	1,192
January	1,802	391	491	0	728	192
February	3,756	1,009	1,471	1,133	0	143
March	3,532	791	625	354	1,042	720
April	1,771	480	841	0	0	450
May	1,688	646	738	179	0	125
June	2,422	755	897	77	0	693
July	7,024	999	3,372	0	1,060	1,593
August	5,927	1,190	2,337	393	1,380	627
September	12,070	1,797	2,878	1,140	3,903	2,352
GRAND TOTALS	43,892	8,609	15,256	3,276	8,113	8,638

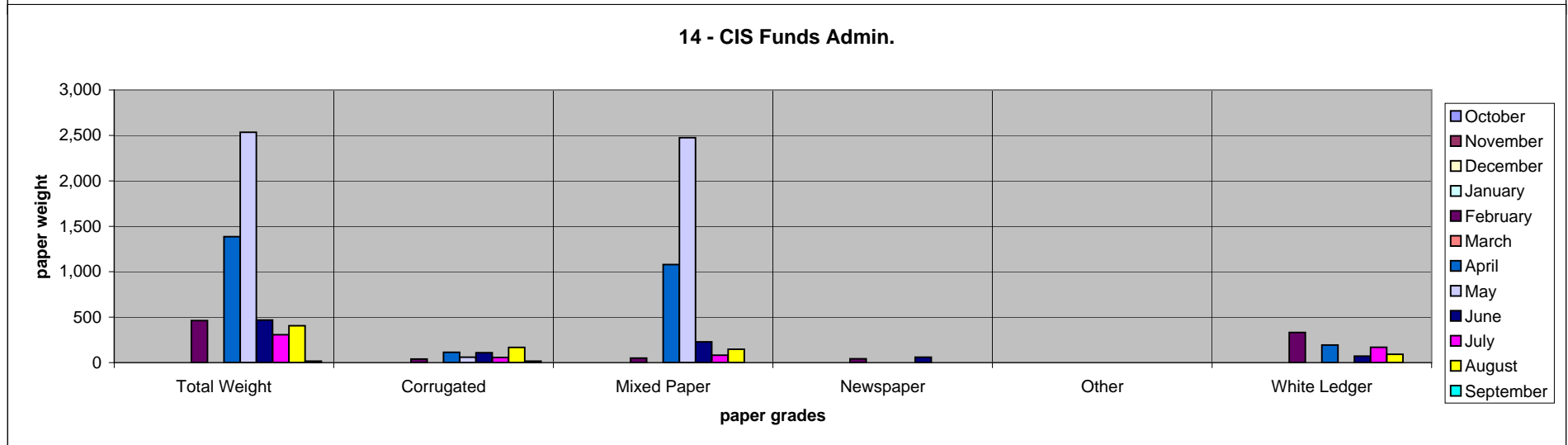
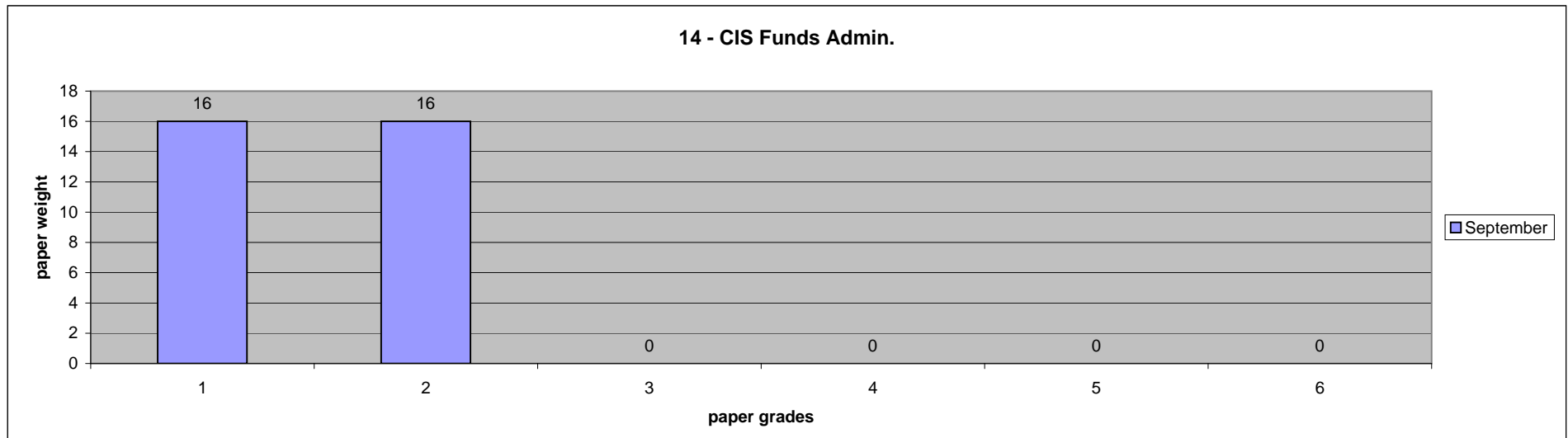


11 - Joint Lab/North Complex	Total Weight	Corrugated	Mixed Paper	Newspaper	Other	White Ledger
October						
November						
December	3,516	998	1,031	351	80	1,056
January	3,574	1,375	1,619	35	56	489
February	1,800	782	523	84	129	282
March	4,900	954	2,922	71	40	913
April	6,880	1,806	3,564	238	432	840
May	2,994	1,195	1,148	47	265	339
June	2,303	1,062	913	0	72	256
July	3,936	1,526	2,188	0	96	126
August	2,824	1,429	871	44	67	413
September	3,228	1,539	1,527	0	79	83
GRAND TOTALS	35,955	12,666	16,306	870	1,316	4,797

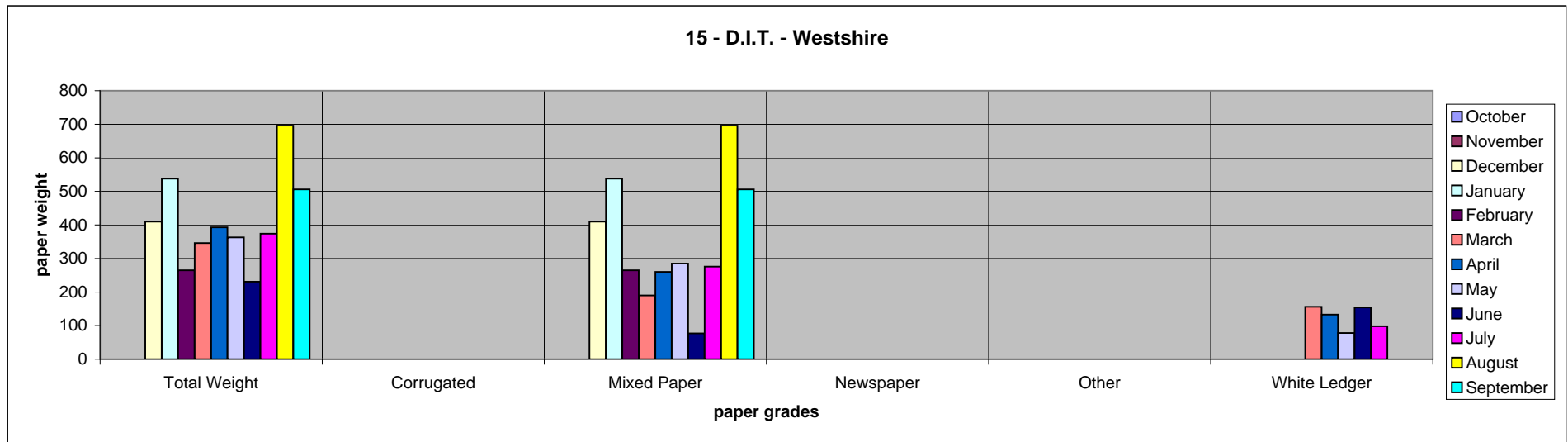
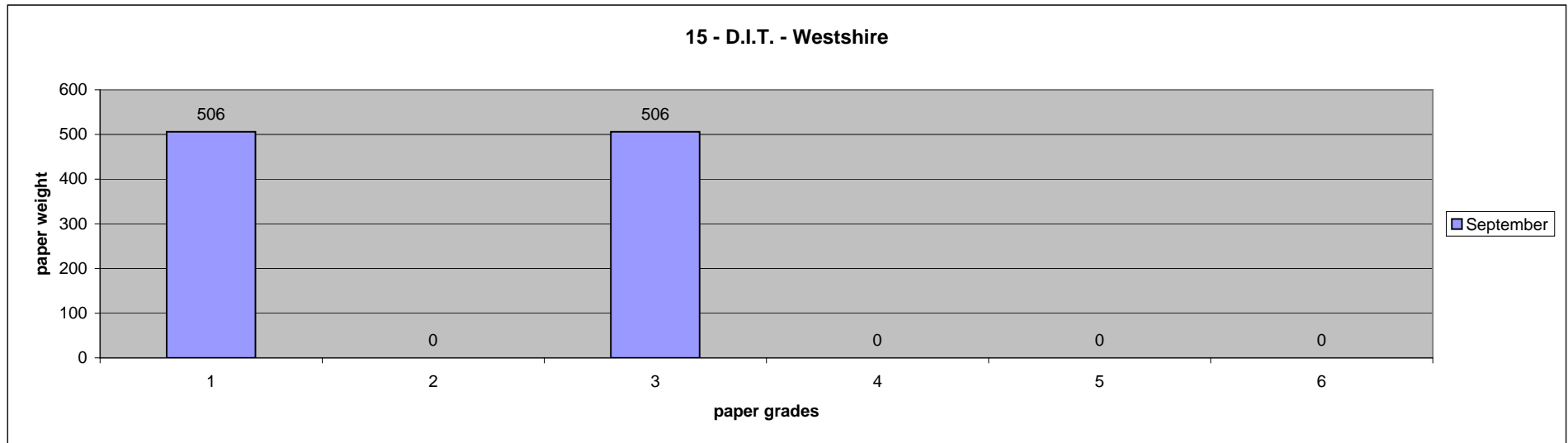




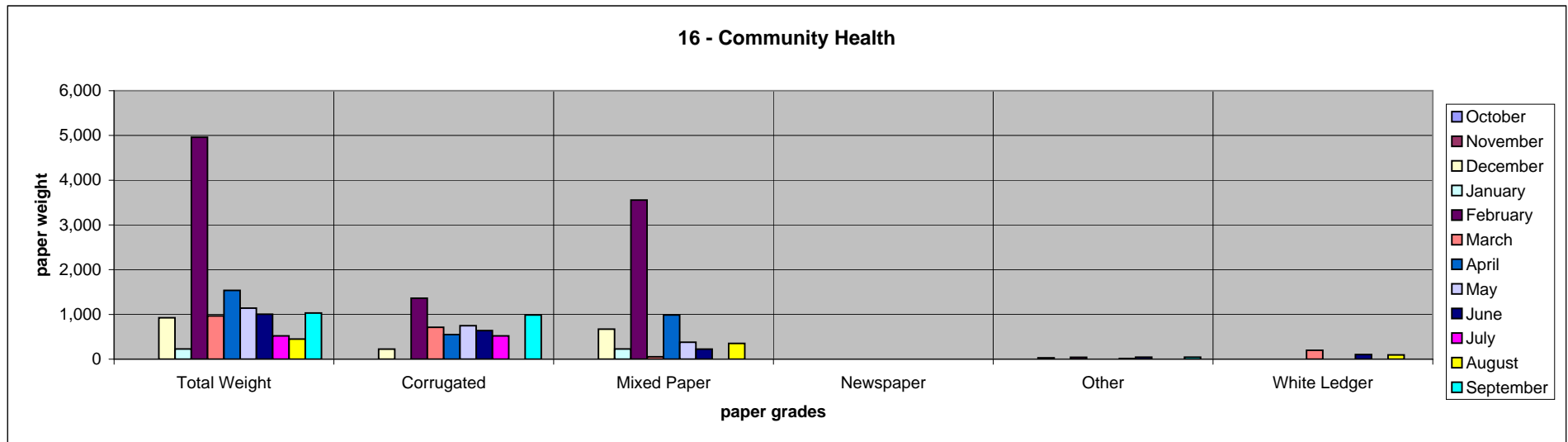
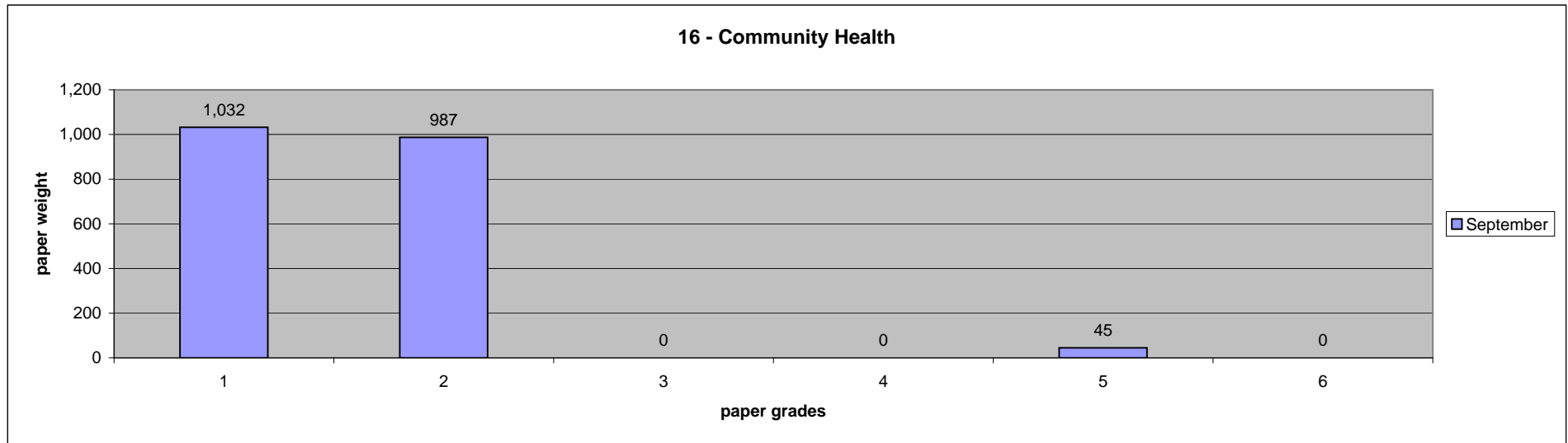
14 - CIS Funds Admin.	Total Weight	Corrugated	Mixed Paper	Newspaper	Other	White Ledger
October						
November						
December						
January						
February	463	39	50	42	0	332
March						
April	1,386	114	1,079	0	0	193
May	2,535	60	2,475	0	0	0
June	468	109	228	60	0	71
July	307	56	82	0	0	169
August	406	167	147	0	0	92
September	16	16	0	0	0	0
GRAND TOTALS	5,581	561	4,061	102	0	857



15 - D.I.T. - Westshire	Total Weight	Corrugated	Mixed Paper	Newspaper	Other	White Ledger
October						
November						
December	410	0	410	0	0	0
January	538	0	538	0	0	0
February	265	0	265	0	0	0
March	346	0	190	0	0	156
April	393	0	260	0	0	133
May	363	0	285	0	0	78
June	231	0	77	0	0	154
July	374	0	276	0	0	98
August	696	0	696	0	0	0
September	506	0	506	0	0	0
GRAND TOTALS	4,122	0	3,503	0	0	619

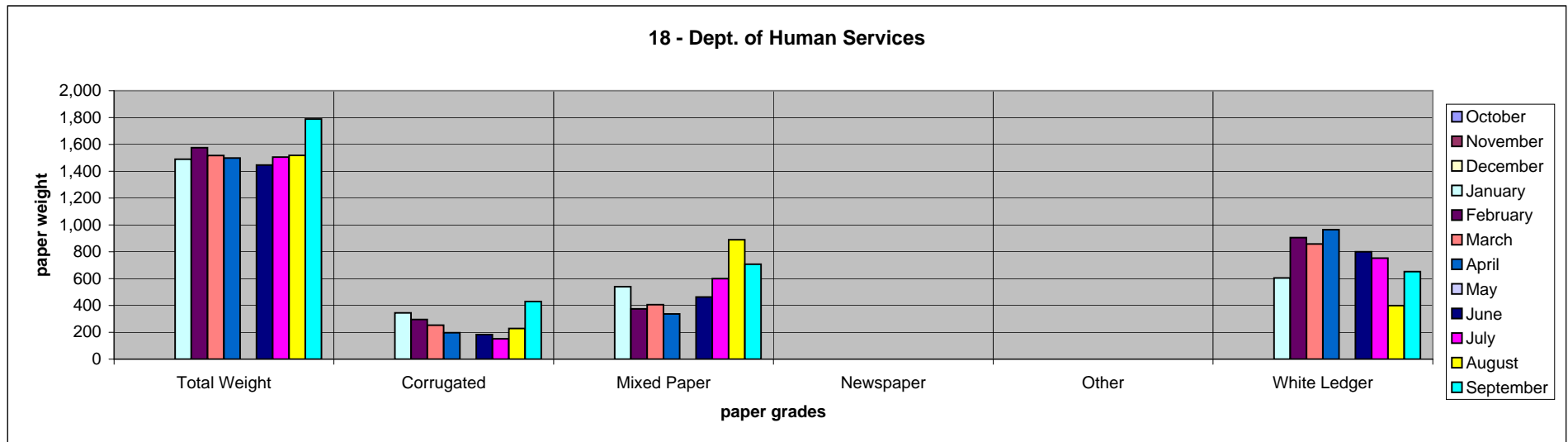
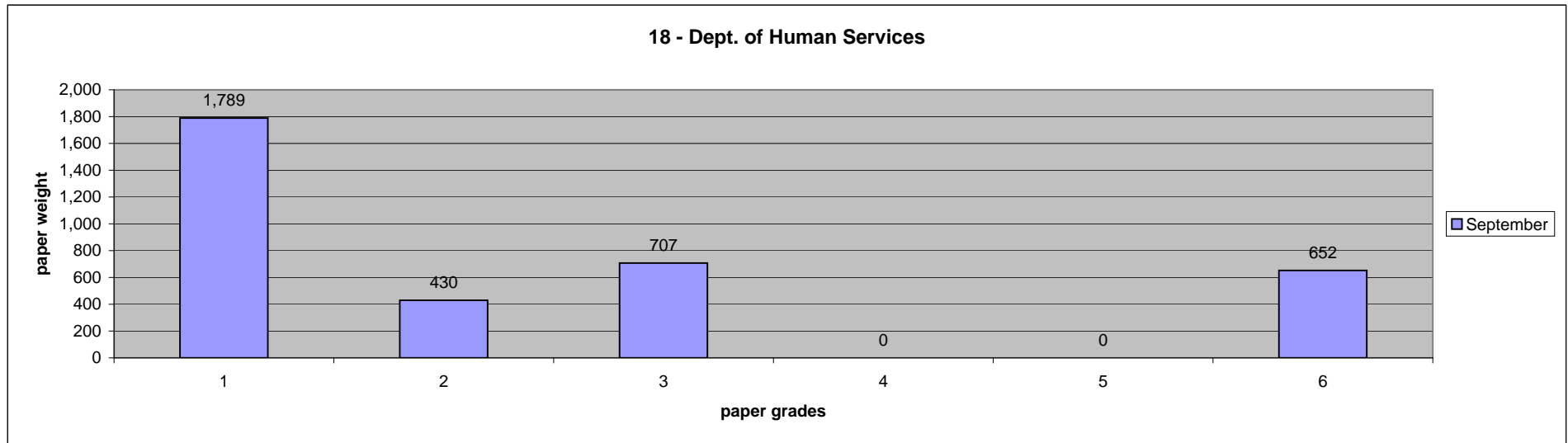


16 - Community Health	Total Weight	Corrugated	Mixed Paper	Newspaper	Other	White Ledger
October						
November						
December	926	225	671	0	30	0
January	228	0	228	0	0	0
February	4,959	1,362	3,557	0	40	0
March	966	713	54	0	0	199
April	1,537	550	987	0	0	0
May	1,140	747	378	0	15	0
June	1,006	637	224	0	43	102
July	520	520	0	0	0	0
August	448	0	353	0	0	95
September	1,032	987	0	0	45	0
GRAND TOTALS	12,762	5,741	6,452	0	173	396

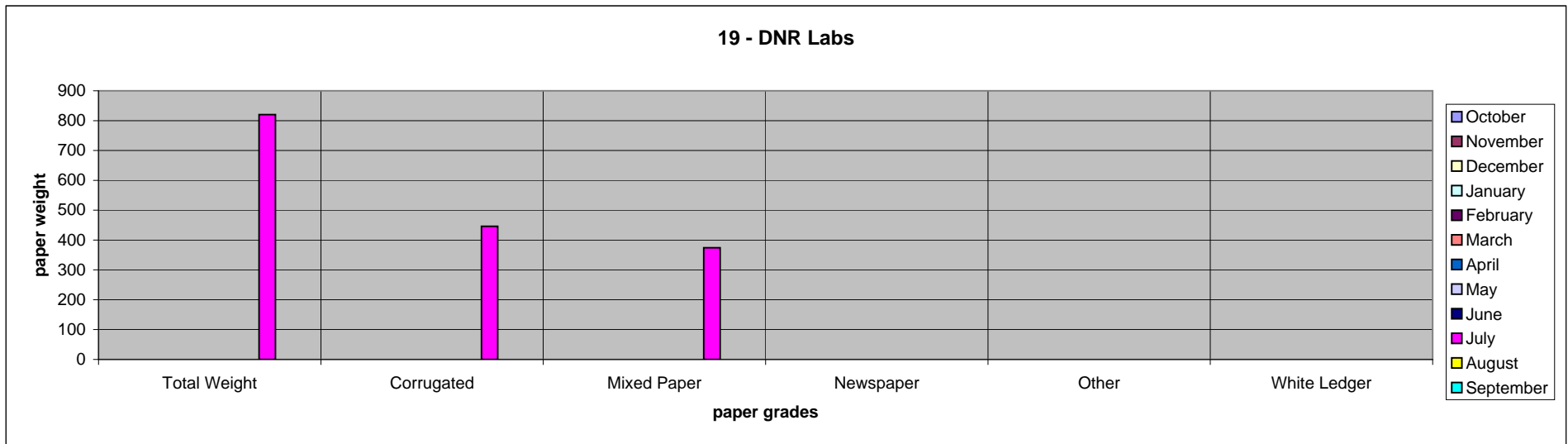
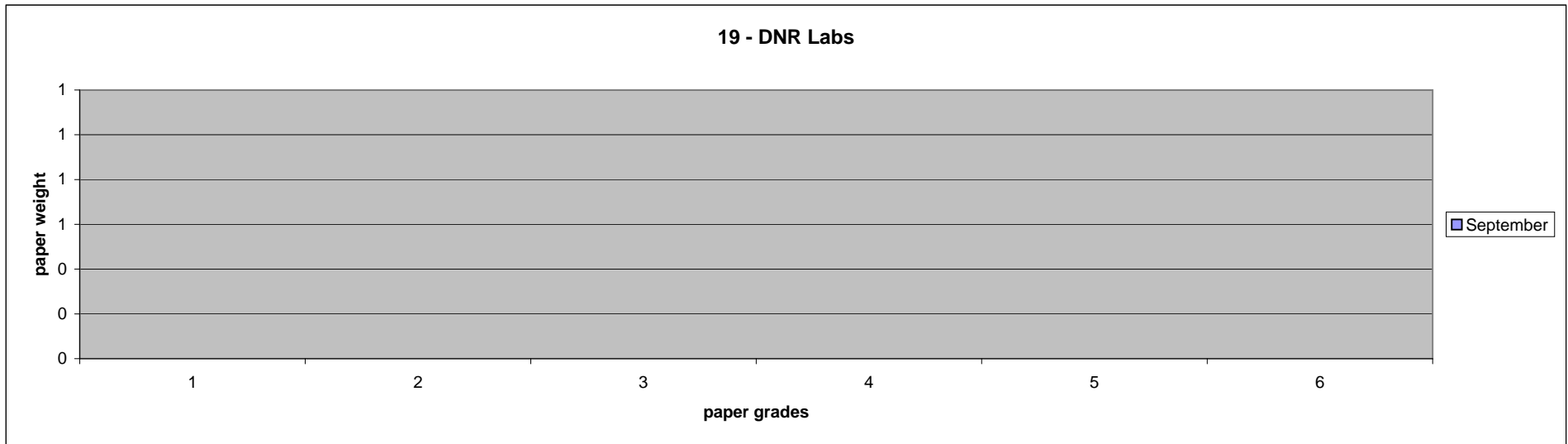




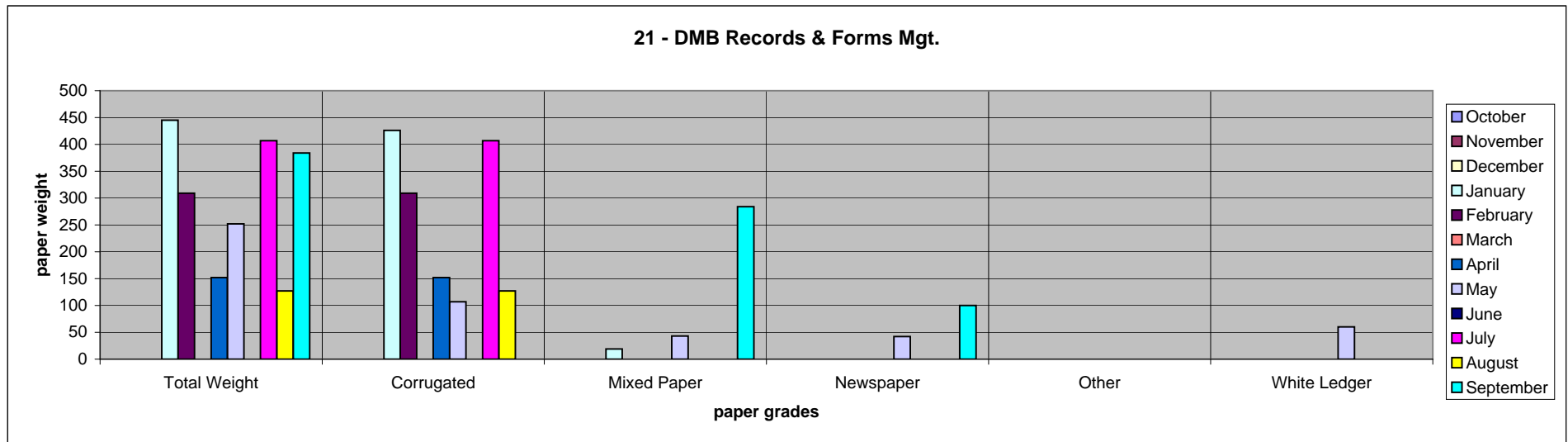
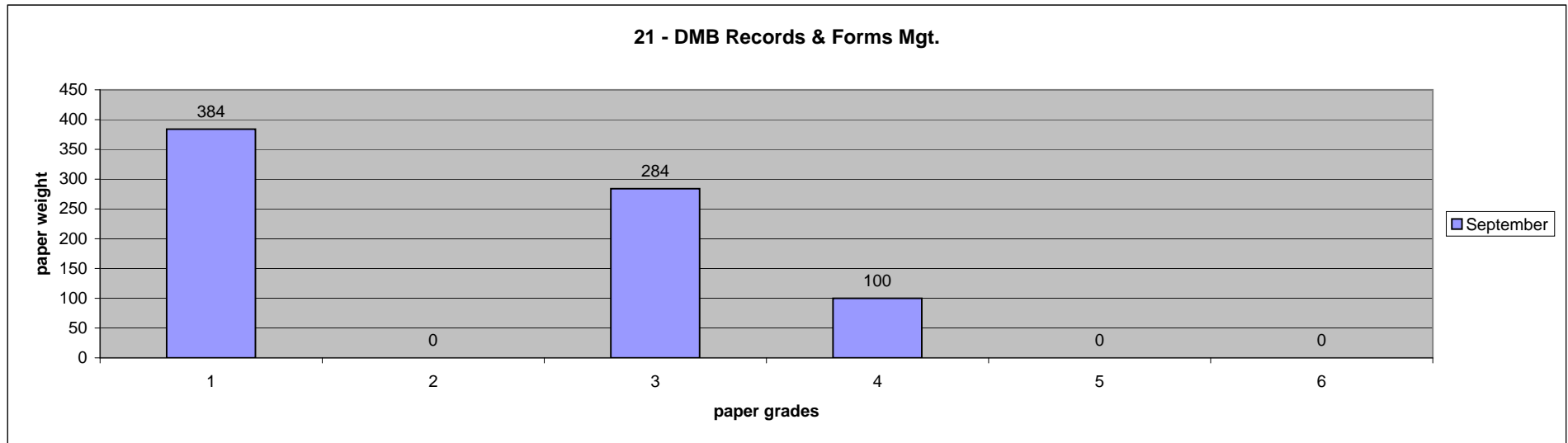
18 - Dept. of Human Services	Total Weight	Corrugated	Mixed Paper	Newspaper	Other	White Ledger
October						
November						
December						
January	1,490	345	540	0	0	605
February	1,575	296	374	0	0	905
March	1,517	253	406	0	0	858
April	1,499	197	337	0	0	965
May						
June	1,446	183	463	0	0	800
July	1,505	152	600	0	0	753
August	1,518	229	890	0	0	399
September	1,789	430	707	0	0	652
GRAND TOTALS	12,339	2,085	4,317	0	0	5,937



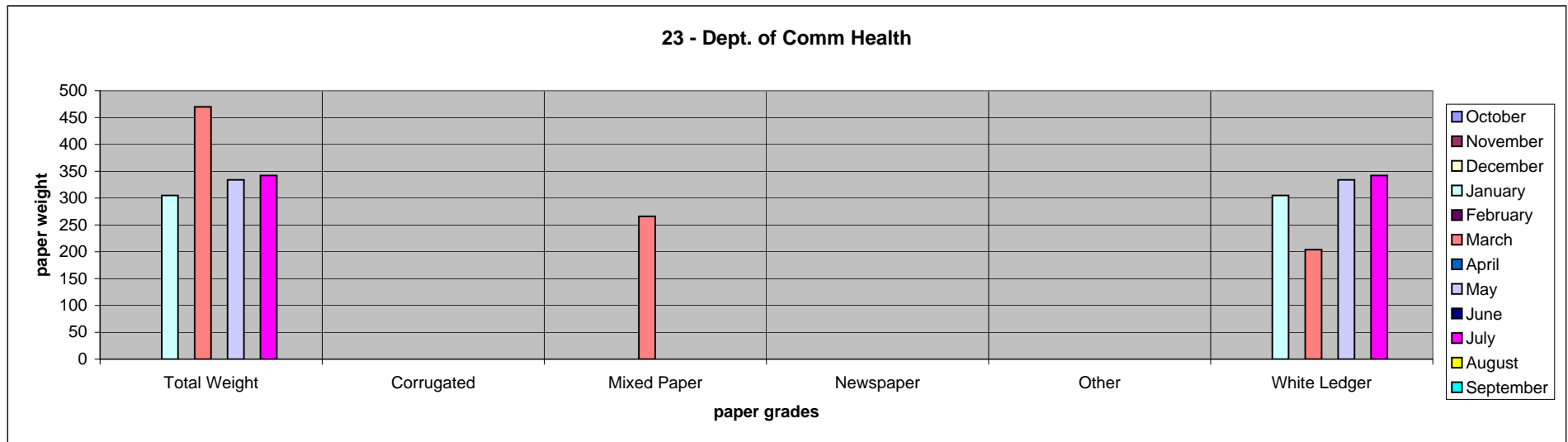
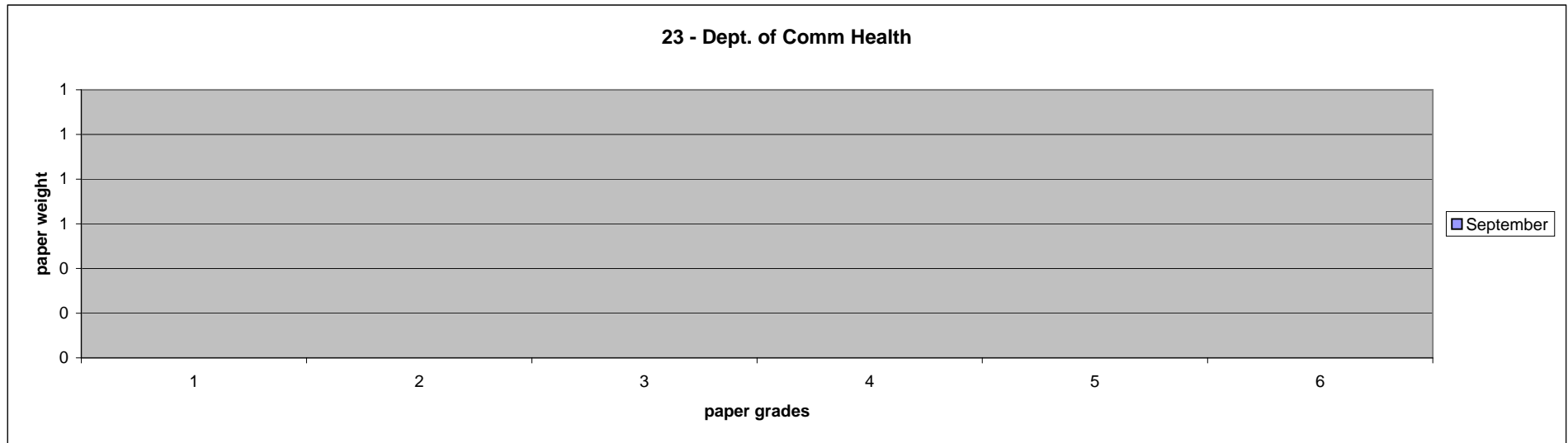
19 - DNR Labs	Total Weight	Corrugated	Mixed Paper	Newspaper	Other	White Ledger
October						
November						
December						
January						
February						
March						
April						
May						
June						
July	820	446	374	0	0	0
August						
September						
GRAND TOTALS	820	446	374	0	0	0



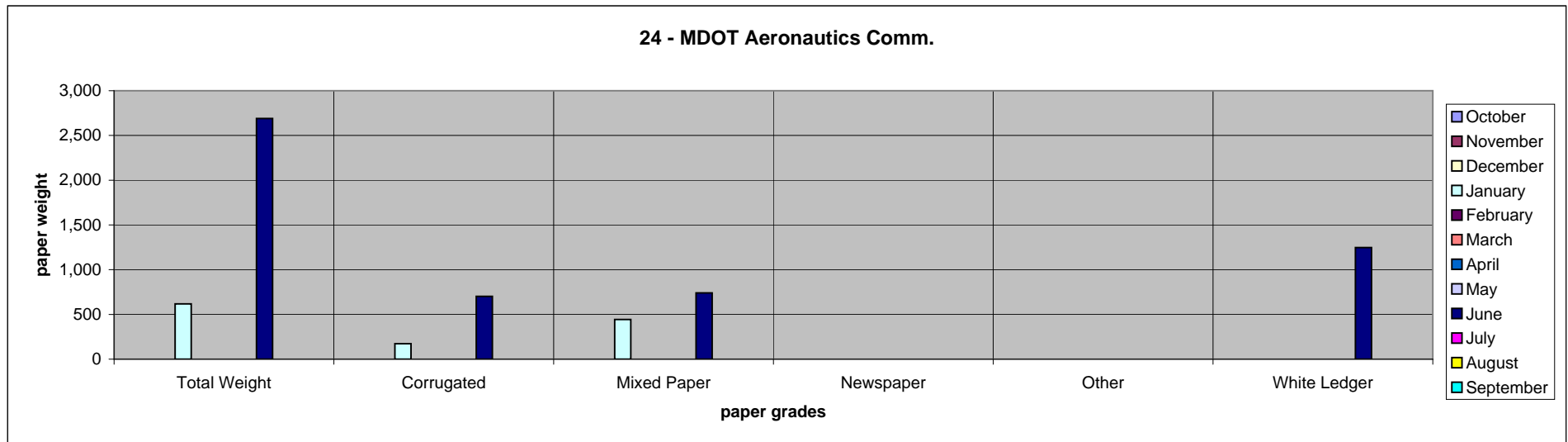
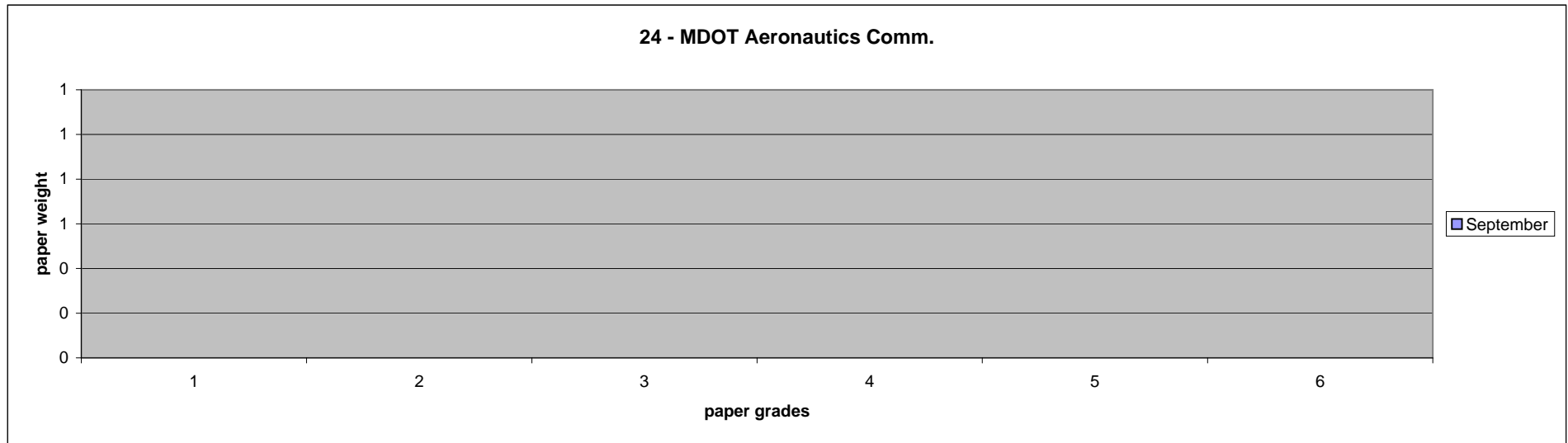
21 - DMB Records & Forms Mgt.	Total Weight	Corrugated	Mixed Paper	Newspaper	Other	White Ledger
October						
November						
December						
January	445	426	19	0	0	0
February	309	309	0	0	0	0
March						
April	152	152	0	0	0	0
May	252	107	43	42	0	60
June						
July	407	407	0	0	0	0
August	127	127	0	0	0	0
September	384	0	284	100	0	0
GRAND TOTALS	2,076	1,528	346	142	0	60



23 - Dept. of Comm Health	Total Weight	Corrugated	Mixed Paper	Newspaper	Other	White Ledger
October						
November						
December						
January	305	0	0	0	0	305
February						
March	470	0	266	0	0	204
April						
May	334	0	0	0	0	334
June						
July	342	0	0	0	0	342
August						
September						
GRAND TOTALS	1,451	0	266	0	0	1,185

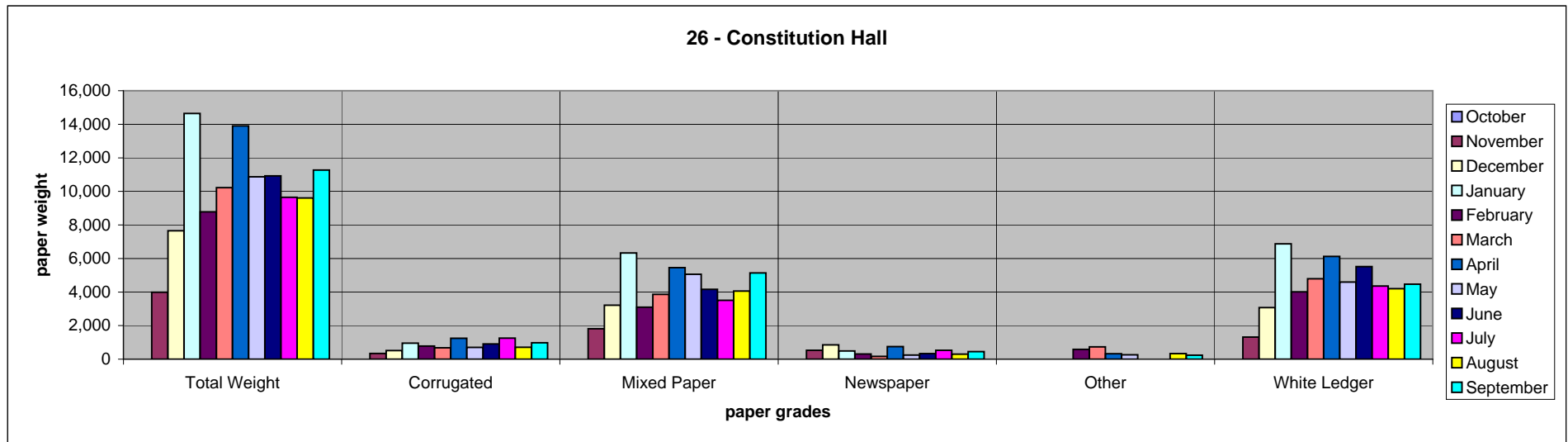
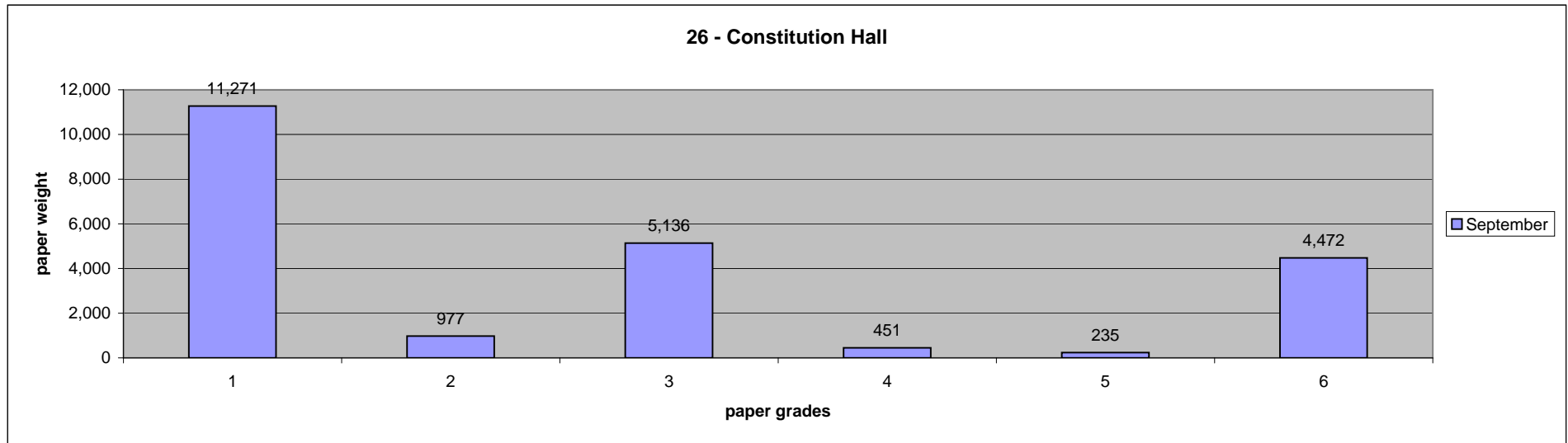


24 - MDOT Aeronautics Comm.	Total Weight	Corrugated	Mixed Paper	Newspaper	Other	White Ledger
October						
November						
December						
January	617	173	444	0	0	0
February						
March						
April						
May						
June	2,689	702	740	0	0	1,247
July						
August						
September						
GRAND TOTALS	3,306	875	1,184	0	0	1,247

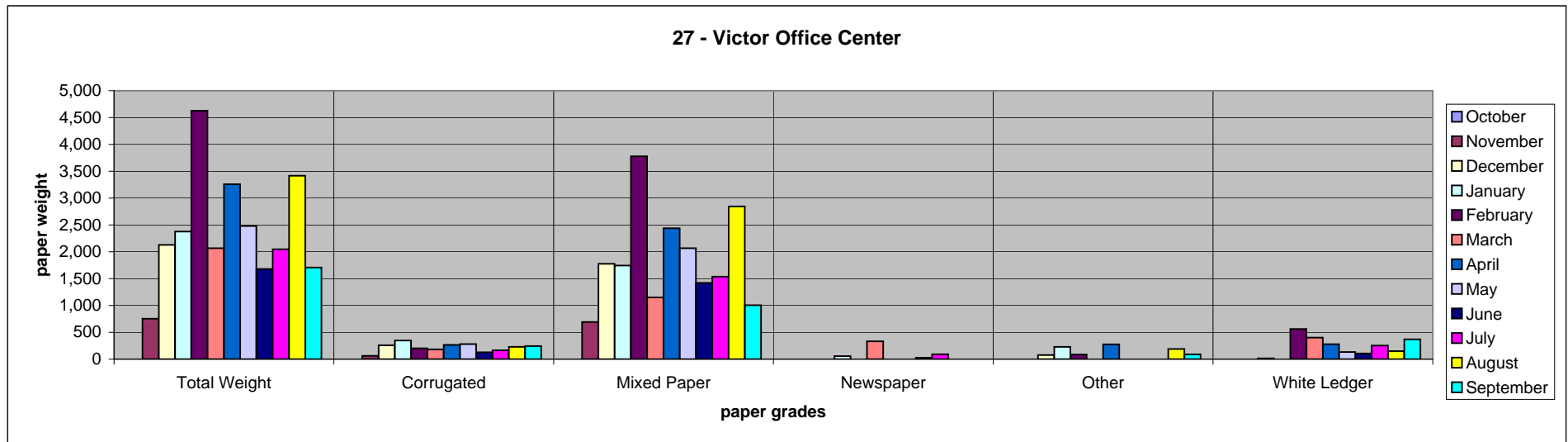
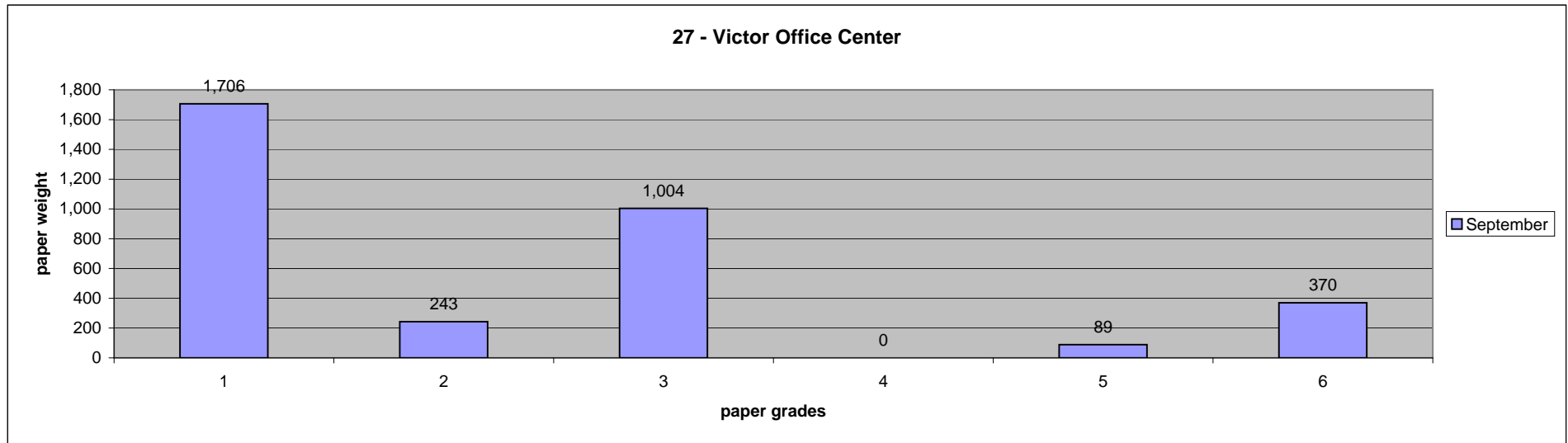




26 - Constitution Hall	Total Weight	Corrugated	Mixed Paper	Newspaper	Other	White Ledger
October						
November	3,990	335	1,810	528	0	1,317
December	7,655	514	3,215	849	0	3,077
January	14,645	951	6,332	492	0	6,870
February	8,783	784	3,099	305	580	4,015
March	10,225	679	3,861	162	733	4,790
April	13,902	1,242	5,457	751	327	6,125
May	10,872	704	5,064	246	263	4,595
June	10,922	910	4,159	334	0	5,519
July	9,646	1,255	3,511	525	0	4,355
August	9,607	712	4,062	302	329	4,202
September	11,271	977	5,136	451	235	4,472
GRAND TOTALS	111,518	9,063	45,706	4,945	2,467	49,337

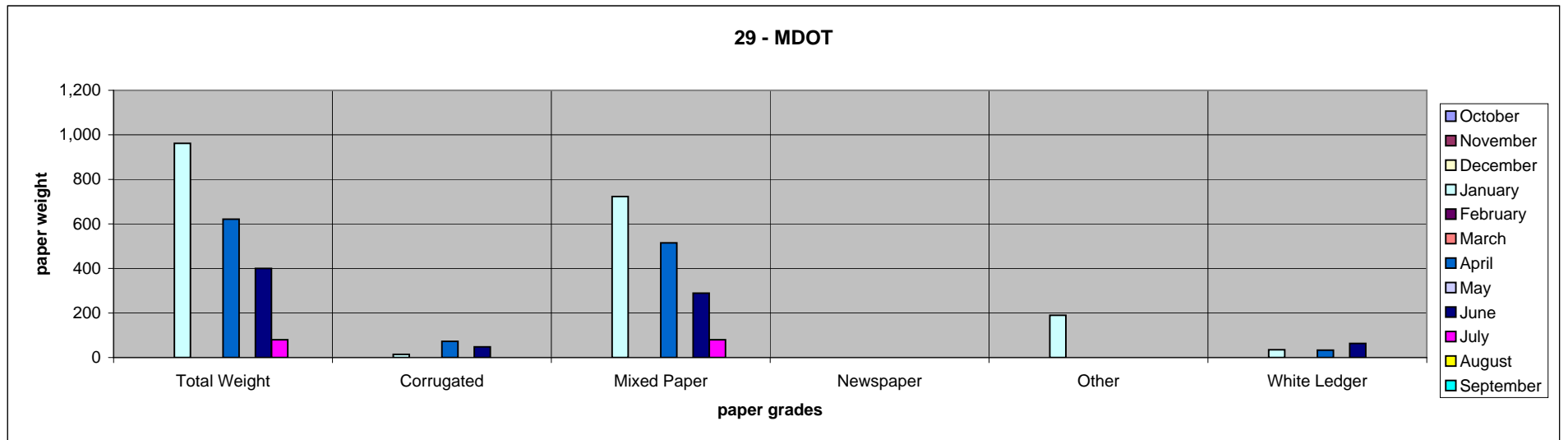
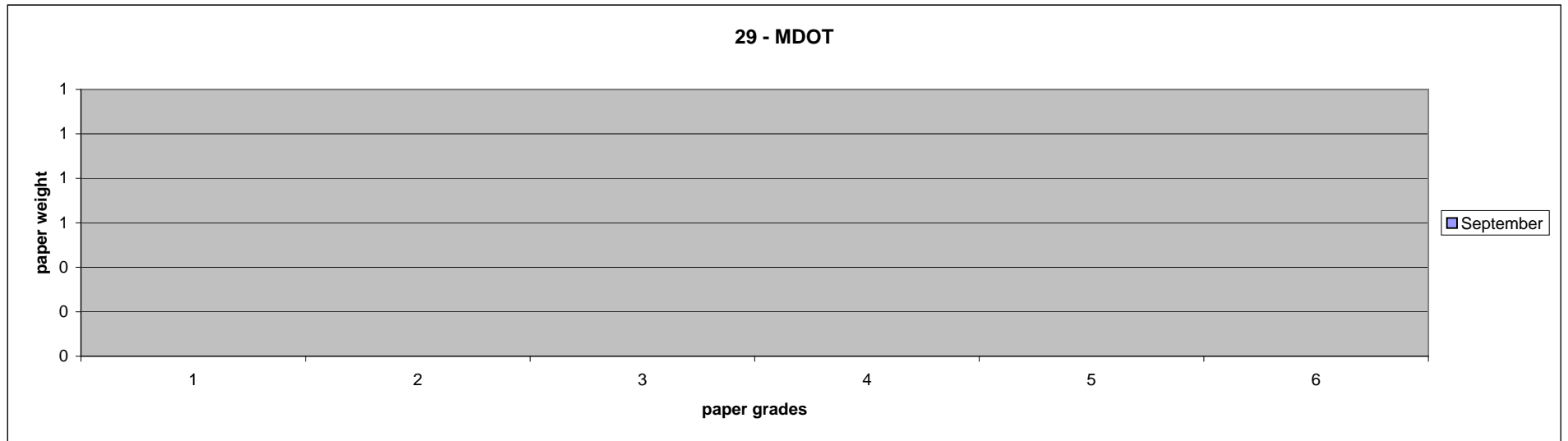


27 - Victor Office Center	Total Weight	Corrugated	Mixed Paper	Newspaper	Other	White Ledger
October						
November	754	62	692	0	0	0
December	2,128	259	1,776	0	77	16
January	2,378	348	1,744	56	230	0
February	4,627	202	3,779	0	85	561
March	2,066	182	1,151	332	0	401
April	3,259	267	2,439	0	275	278
May	2,480	280	2,066	0	0	134
June	1,681	128	1,420	27	0	106
July	2,047	164	1,538	92	0	253
August	3,416	230	2,846	0	190	150
September	1,706	243	1,004	0	89	370
GRAND TOTALS	26,542	2,365	20,455	507	946	2,269

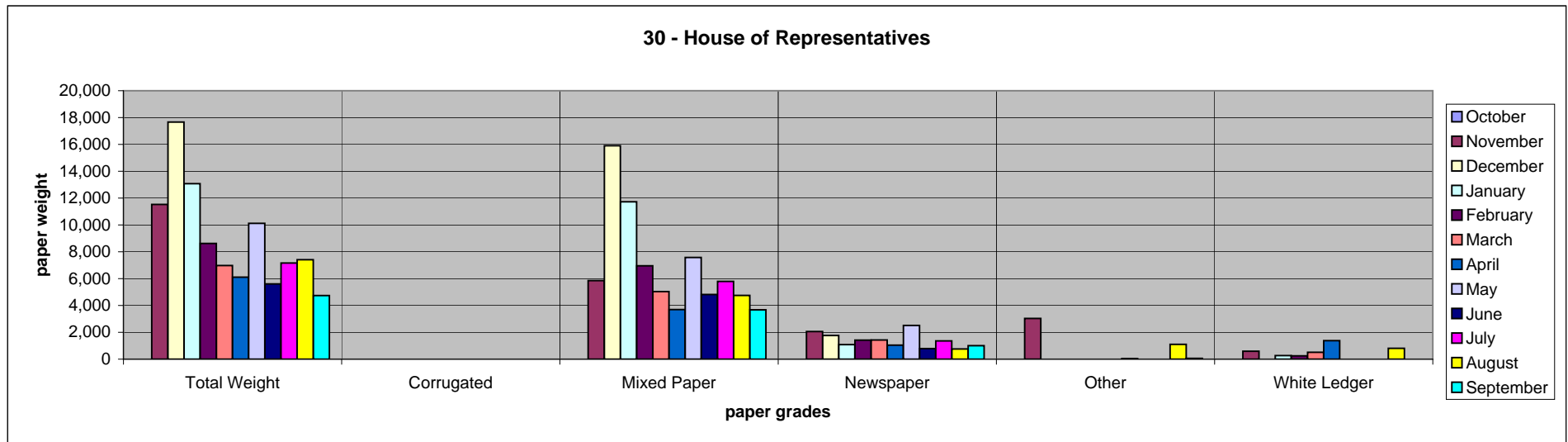
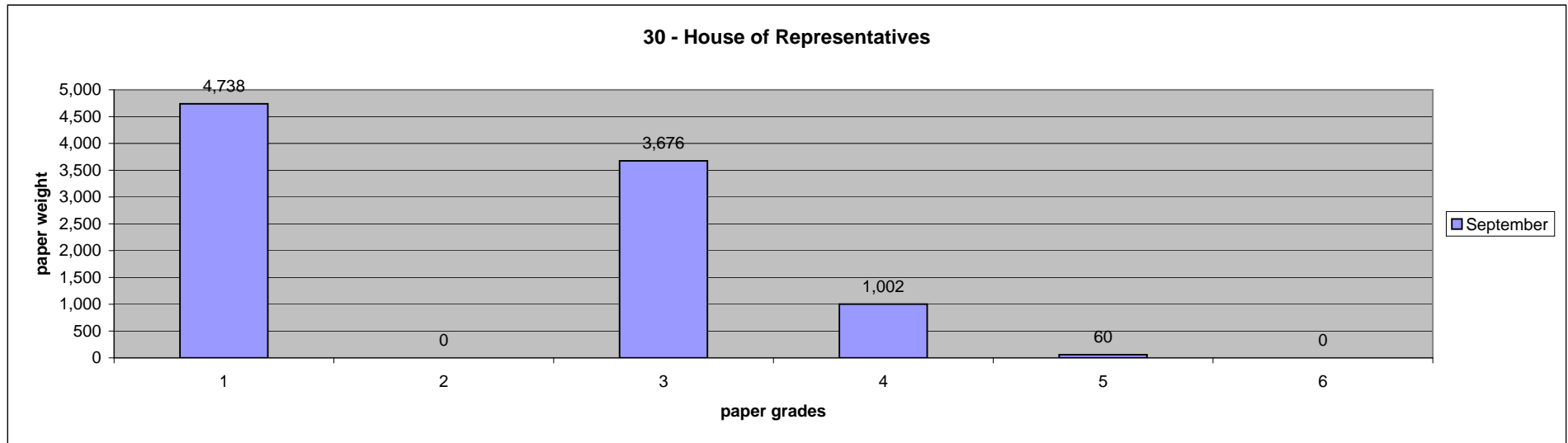




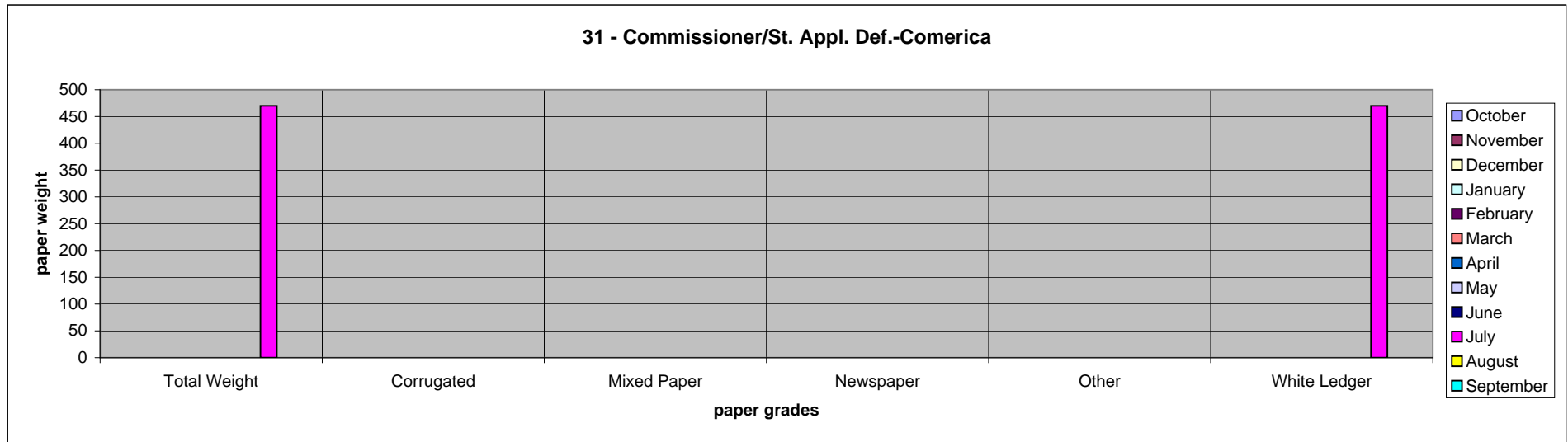
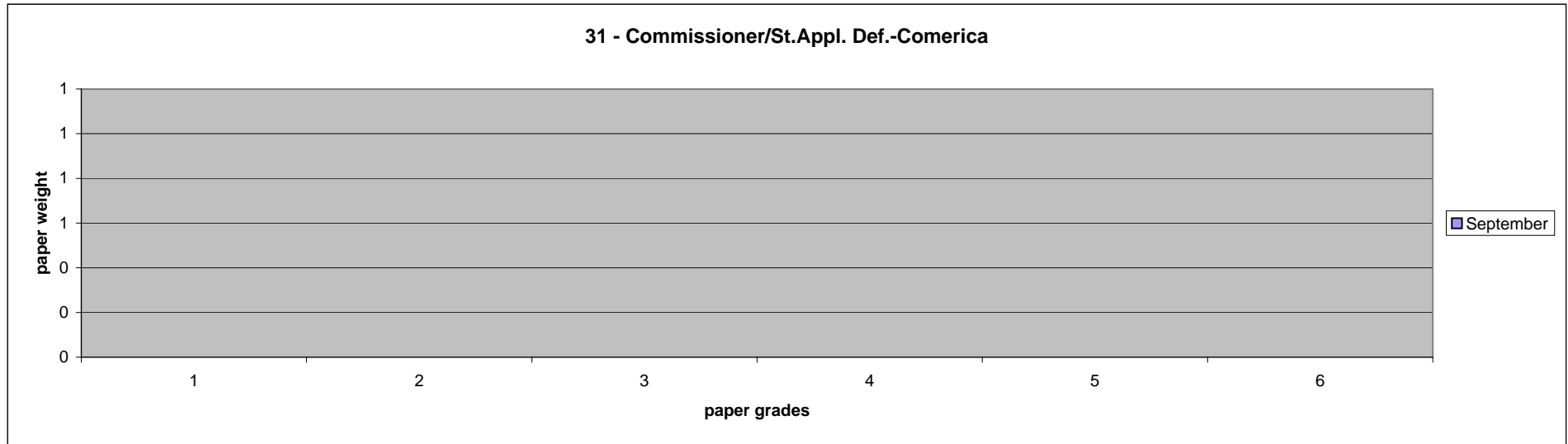
29 - MDOT	Total Weight	Corrugated	Mixed Paper	Newspaper	Other	White Ledger
October						
November						
December						
January	962	14	723	0	190	35
February						
March						
April	621	73	515	0	0	33
May						
June	400	48	289	0	0	63
July	80	0	80	0	0	0
August						
September						
GRAND TOTALS	2,063	135	1,607	0	190	131



30 - House of Representatives	Total Weight	Corrugated	Mixed Paper	Newspaper	Other	White Ledger
October						
November	11,526	0	5,850	2,055	3,031	590
December	17,667	0	15,900	1,767	0	0
January	13,076	0	11,727	1,081	0	268
February	8,616	0	6,953	1,420	0	243
March	6,977	0	5,034	1,426	0	517
April	6,110	0	3,691	1,041	0	1,378
May	10,119	0	7,579	2,508	32	0
June	5,602	0	4,818	784	0	0
July	7,162	0	5,798	1,364	0	0
August	7,409	0	4,747	755	1,100	807
September	4,738	0	3,676	1,002	60	0
GRAND TOTALS	99,002	0	75,773	15,203	4,223	3,803

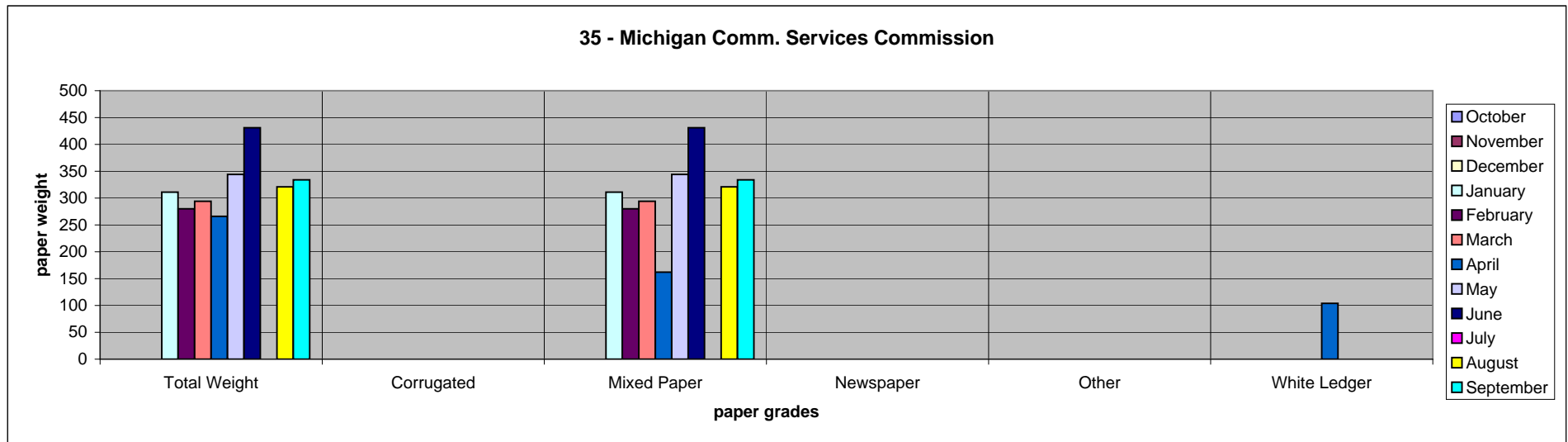
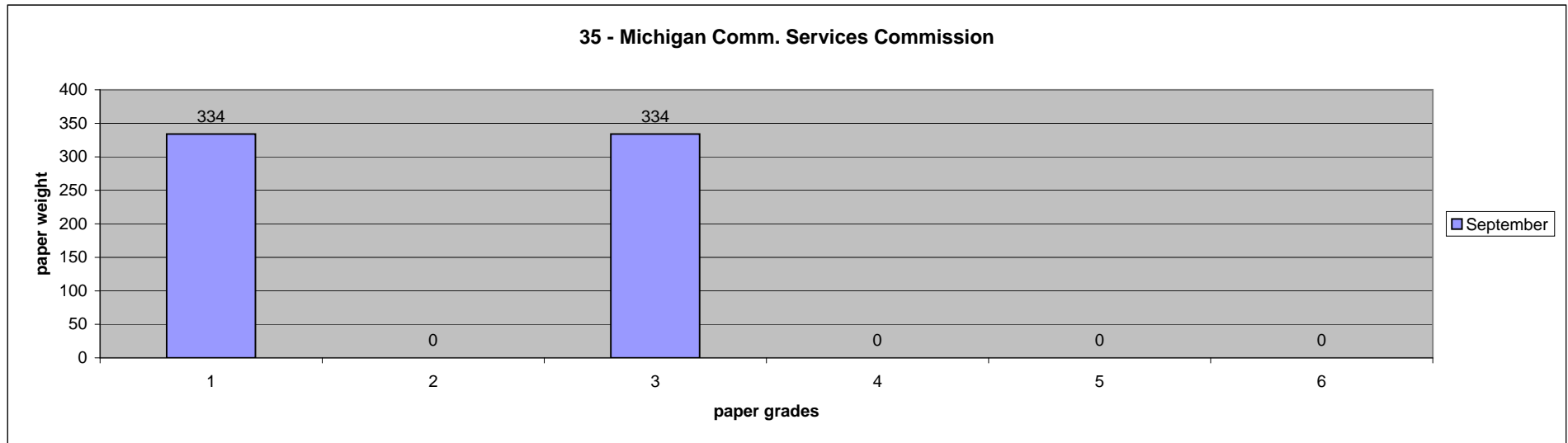


31 - Commissioner/St. Appl. Def.-Comerica	Total Weight	Corrugated	Mixed Paper	Newspaper	Other	White Ledger
October						
November						
December						
January						
February						
March						
April						
May						
June						
July	470	0	0	0	0	470
August						
September						
GRAND TOTALS	470	0	0	0	0	470

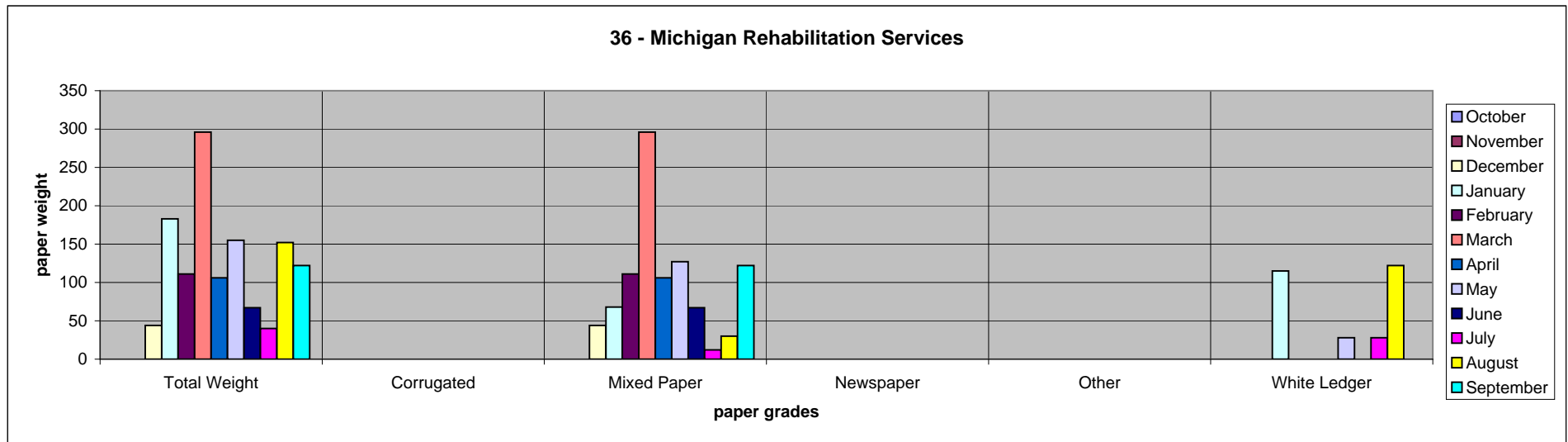
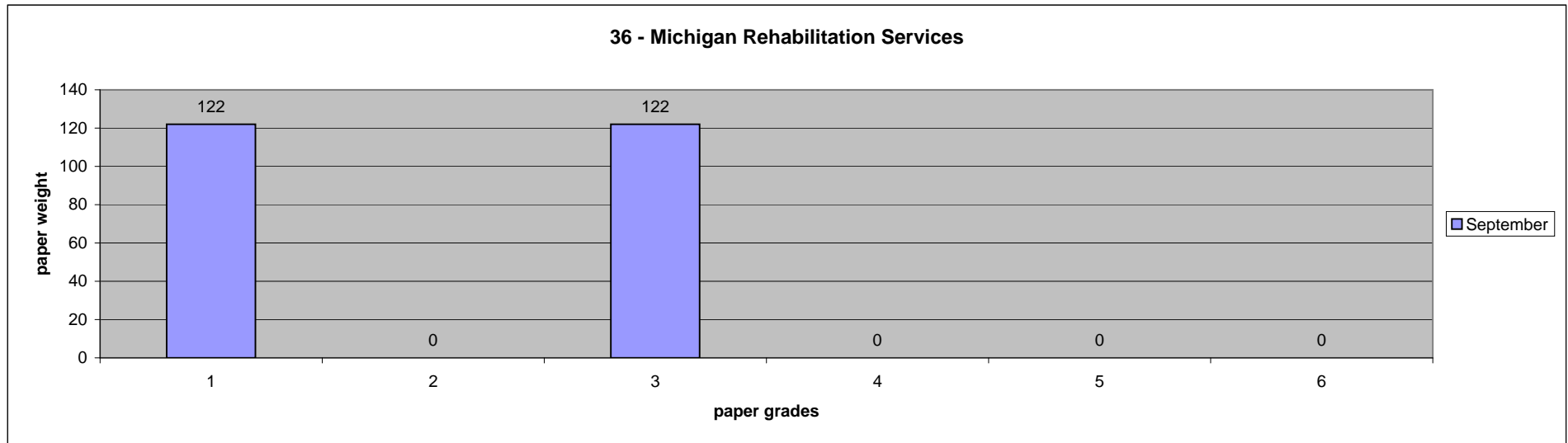




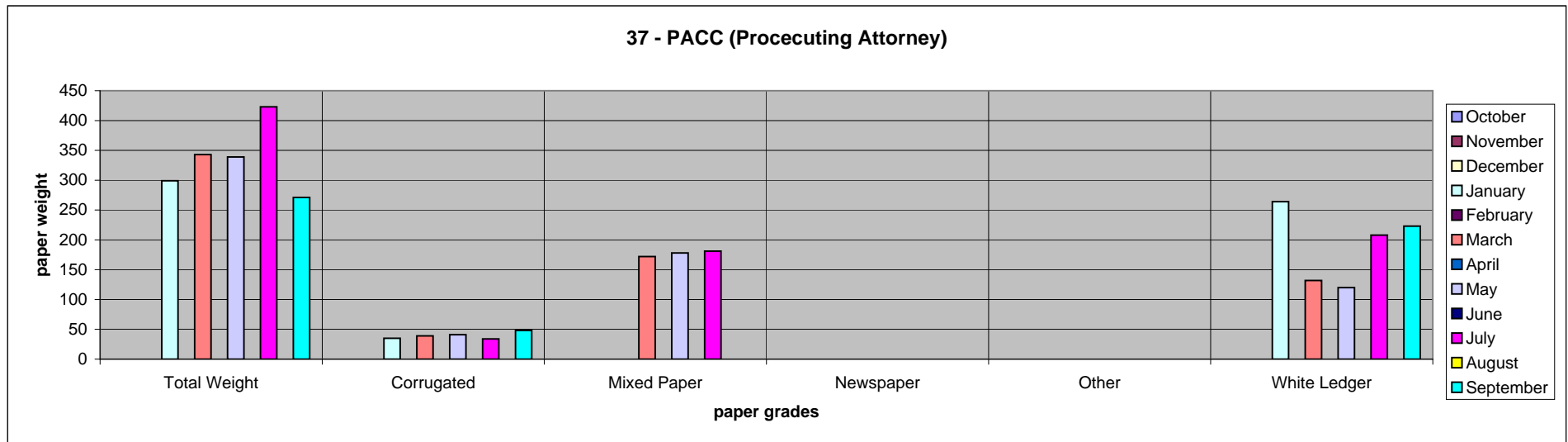
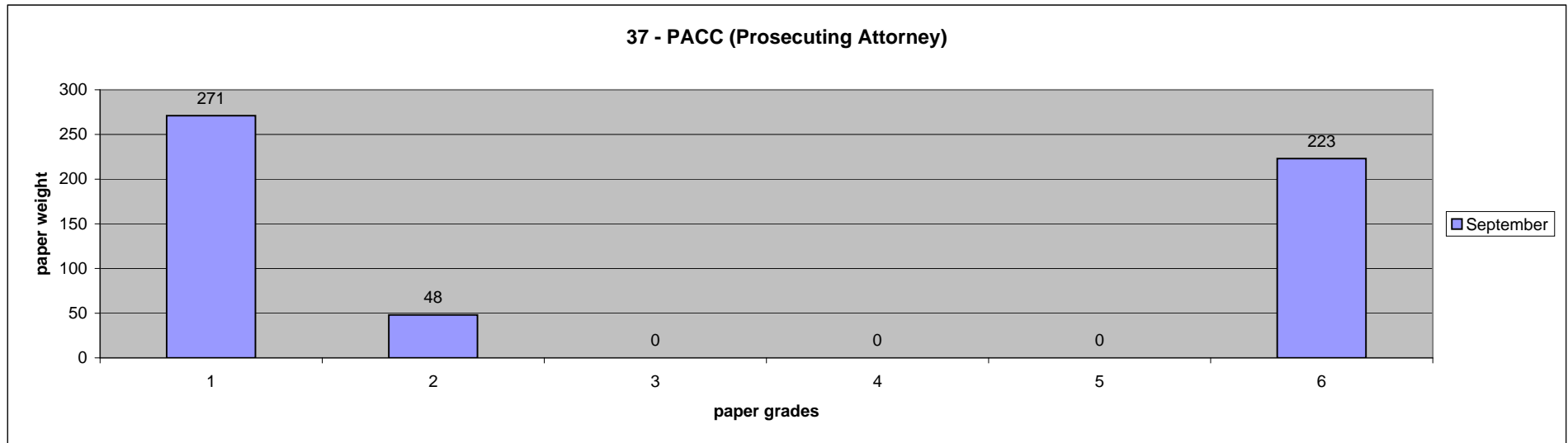
35 - Michigan Comm. Services Commission	Total Weight	Corrugated	Mixed Paper	Newspaper	Other	White Ledger
October						
November						
December						
January	311	0	311	0	0	0
February	280	0	280	0	0	0
March	294	0	294	0	0	0
April	266	0	162	0	0	104
May	344	0	344	0	0	0
June	431	0	431	0	0	0
July						
August	321	0	321	0	0	0
September	334	0	334	0	0	0
GRAND TOTALS	2,581	0	2,477	0	0	104



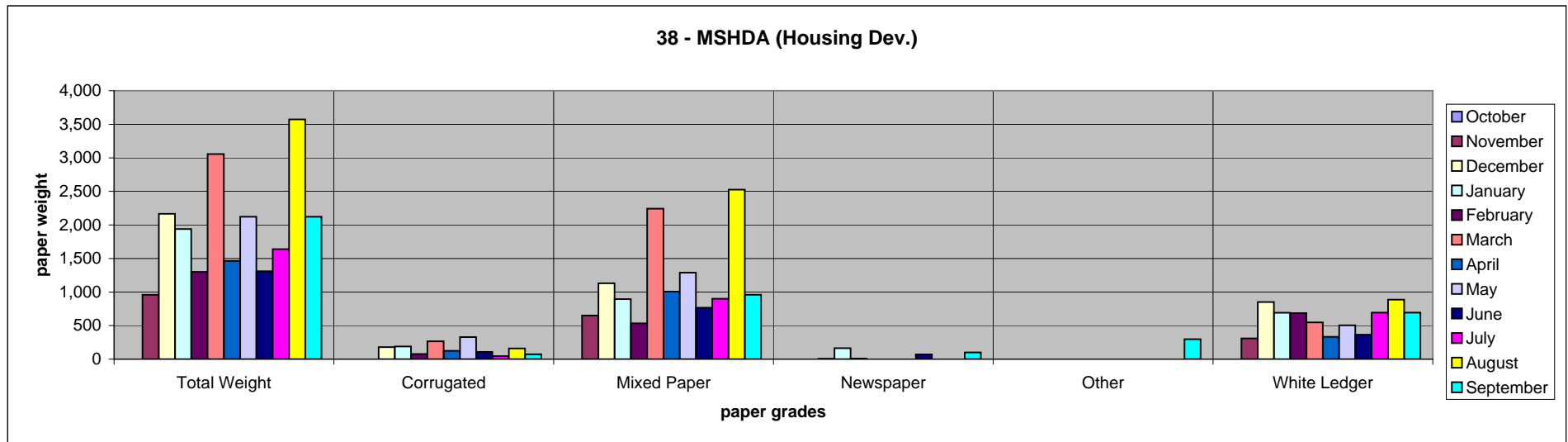
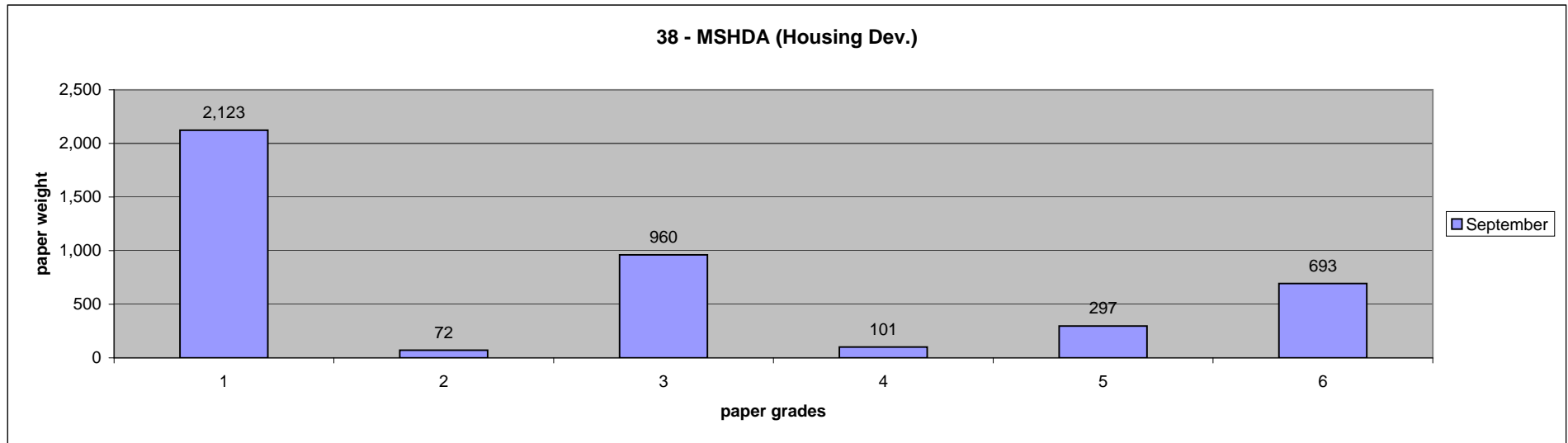
36 - Michigan Rehabilitation Services	Total Weight	Corrugated	Mixed Paper	Newspaper	Other	White Ledger
October						
November						
December	44	0	44	0	0	0
January	183	0	68	0	0	115
February	111	0	111	0	0	0
March	296	0	296	0	0	0
April	106	0	106	0	0	0
May	155	0	127	0	0	28
June	67	0	67	0	0	0
July	40	0	12	0	0	28
August	152	0	30	0	0	122
September	122	0	122	0	0	0
GRAND TOTALS	1,276	0	983	0	0	293



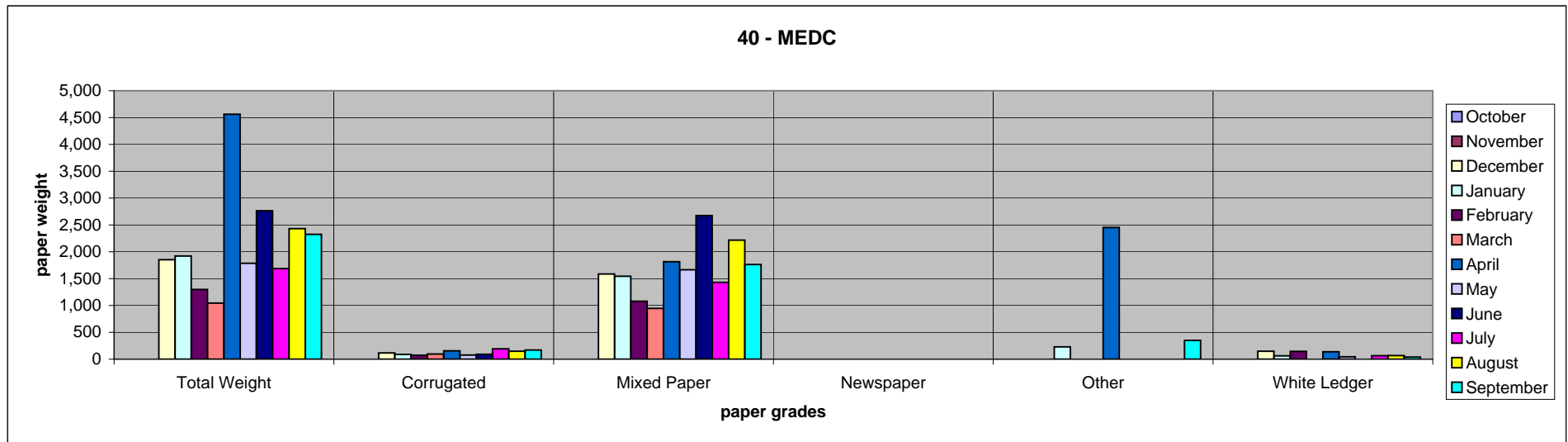
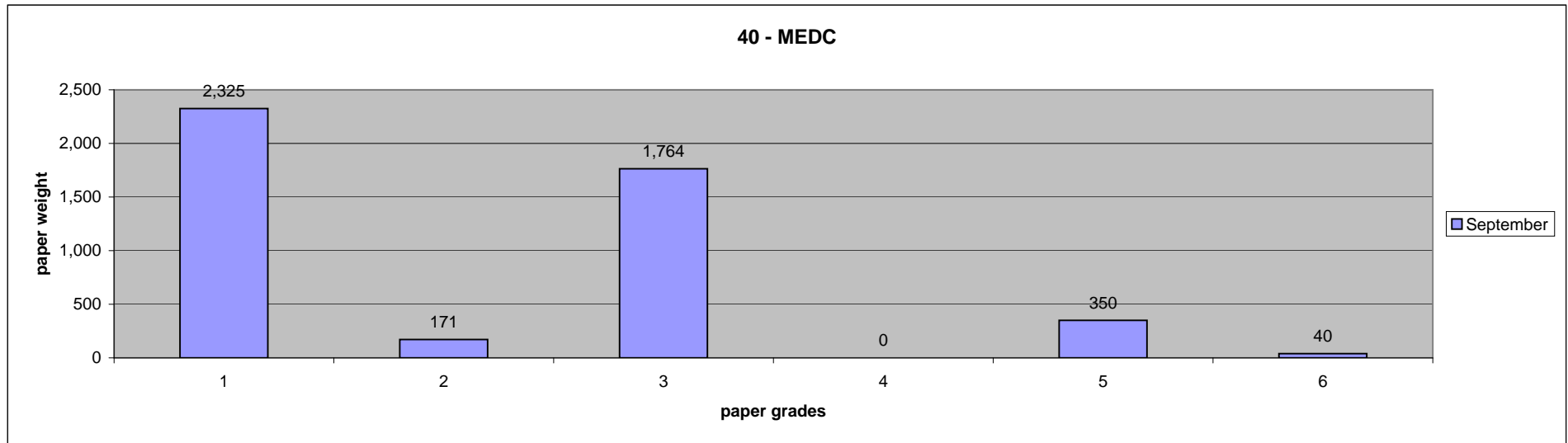
37 - PACC (Prosecuting Attorney)	Total Weight	Corrugated	Mixed Paper	Newspaper	Other	White Ledger
October						
November						
December						
January	299	35	0	0	0	264
February						
March	343	39	172	0	0	132
April						
May	339	41	178	0	0	120
June						
July	423	34	181	0	0	208
August						
September	271	48	0	0	0	223
GRAND TOTALS	1,675	197	531	0	0	947



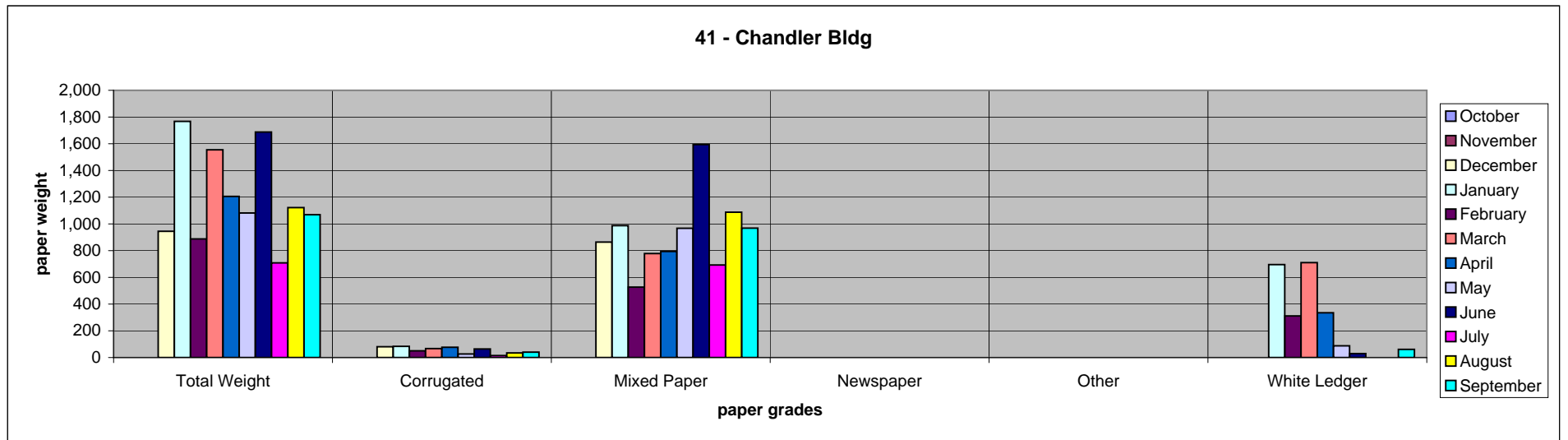
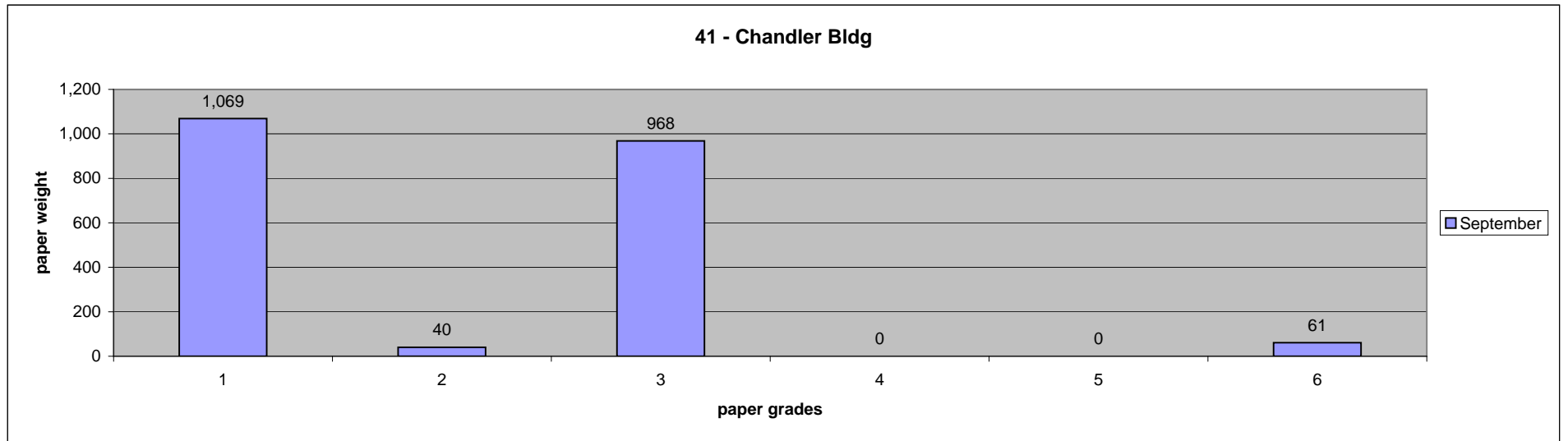
38 - MSHDA (Housing Dev.)	Total Weight	Corrugated	Mixed Paper	Newspaper	Other	White Ledger
October						
November	960	0	650	0	0	310
December	2,166	180	1,132	3	0	851
January	1,938	189	895	163	0	691
February	1,300	76	534	5	0	685
March	3,056	266	2,242	0	0	548
April	1,465	125	1,007	0	0	333
May	2,122	329	1,288	0	0	505
June	1,311	109	767	71	0	364
July	1,640	45	901	0	0	694
August	3,573	160	2,527	0	0	886
September	2,123	72	960	101	297	693
GRAND TOTALS	21,654	1,551	12,903	343	297	6,560



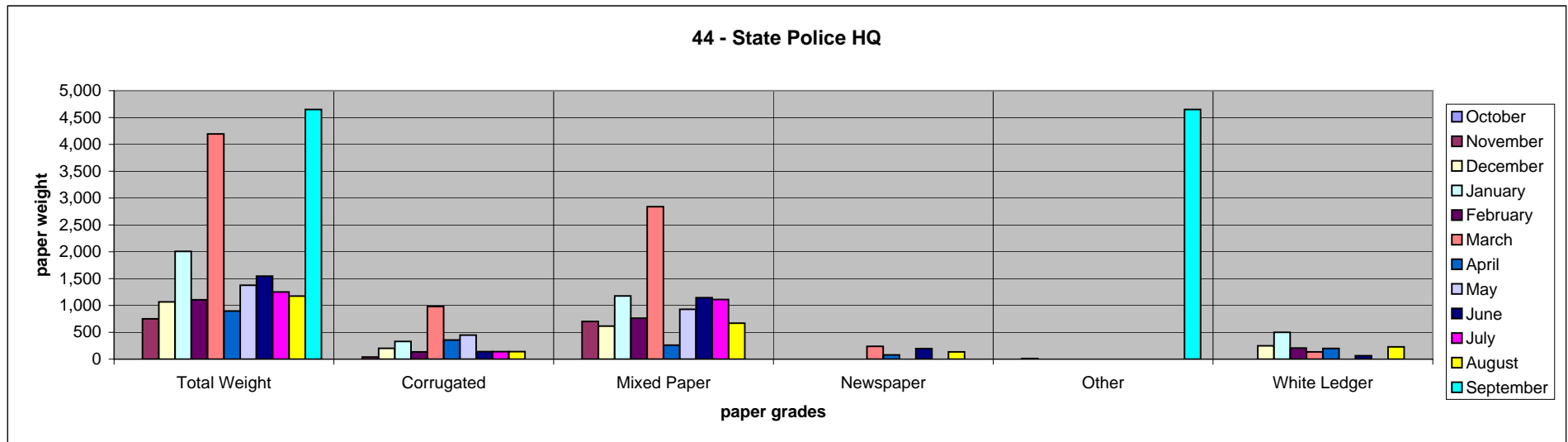
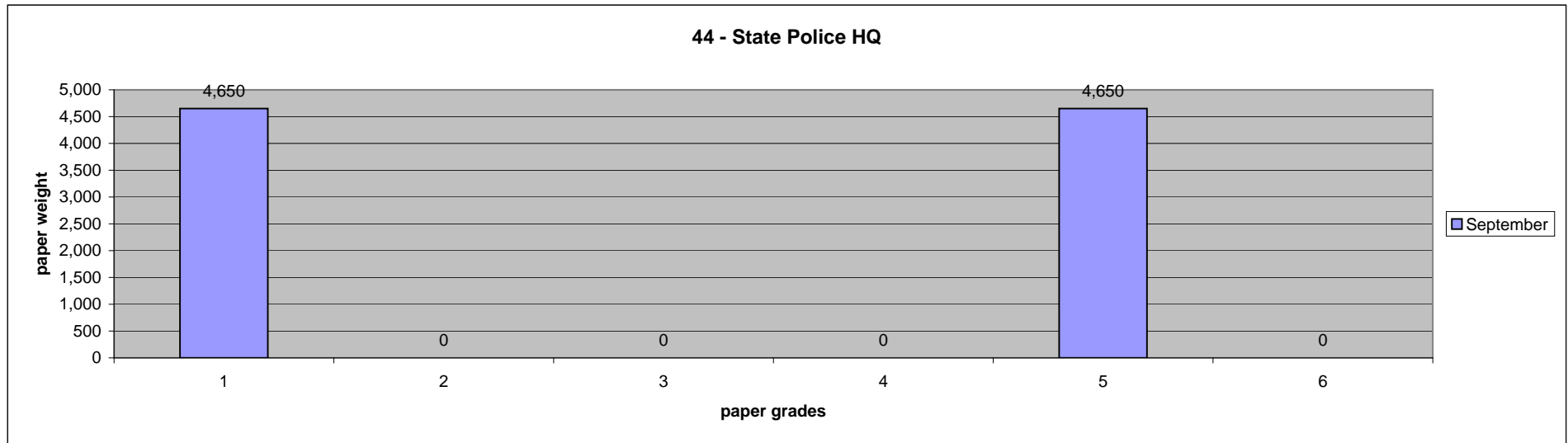
40 - MEDC	Total Weight	Corrugated	Mixed Paper	Newspaper	Other	White Ledger
October						
November						
December	1,851	116	1,587	0	0	148
January	1,922	88	1,545	0	228	61
February	1,299	73	1,080	0	0	146
March	1,044	97	947	0	0	0
April	4,561	155	1,815	0	2,454	137
May	1,785	77	1,664	0	0	44
June	2,764	90	2,674	0	0	0
July	1,688	191	1,432	0	0	65
August	2,430	147	2,217	0	0	66
September	2,325	171	1,764	0	350	40
GRAND TOTALS	21,669	1,205	16,725	0	3,032	707



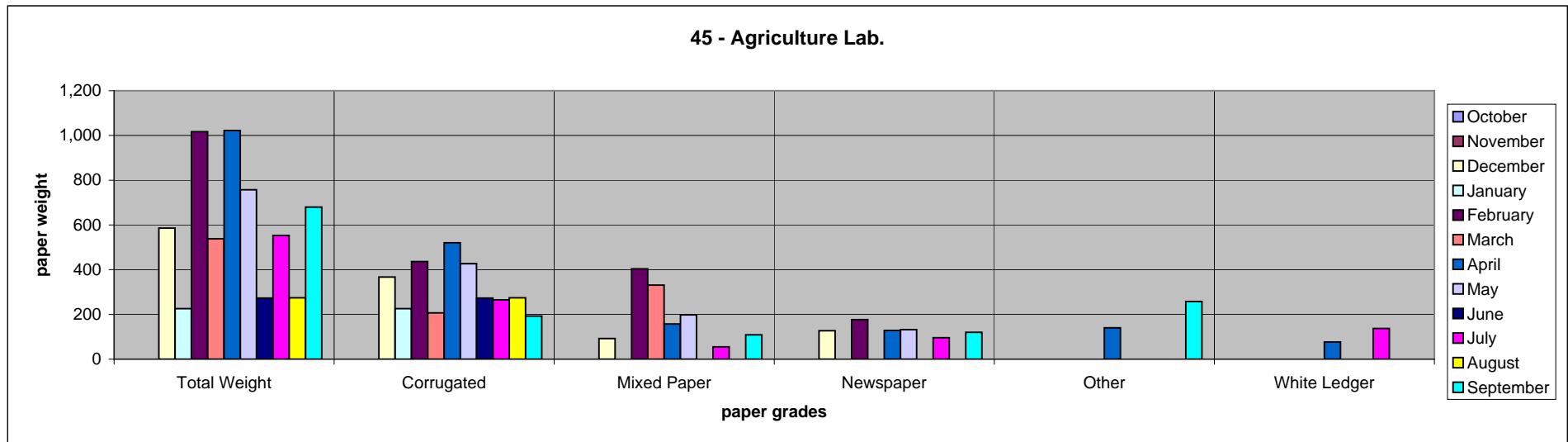
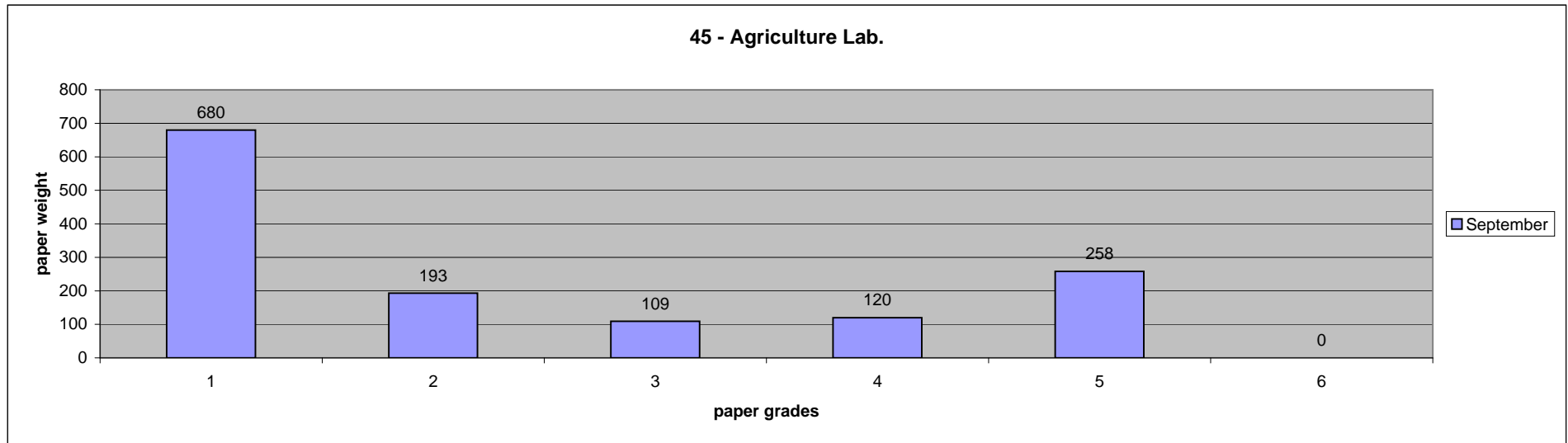
41 - Chandler Bldg	Total Weight	Corrugated	Mixed Paper	Newspaper	Other	White Ledger
October						
November						
December	945	81	864	0	0	0
January	1,767	84	987	0	0	696
February	888	50	527	0	0	311
March	1,555	67	778	0	0	710
April	1,206	77	794	0	0	335
May	1,082	27	967	0	0	88
June	1,688	64	1,594	0	0	30
July	708	15	693	0	0	0
August	1,122	34	1,088	0	0	0
September	1,069	40	968	0	0	61
GRAND TOTALS	12,030	539	9,260	0	0	2,231



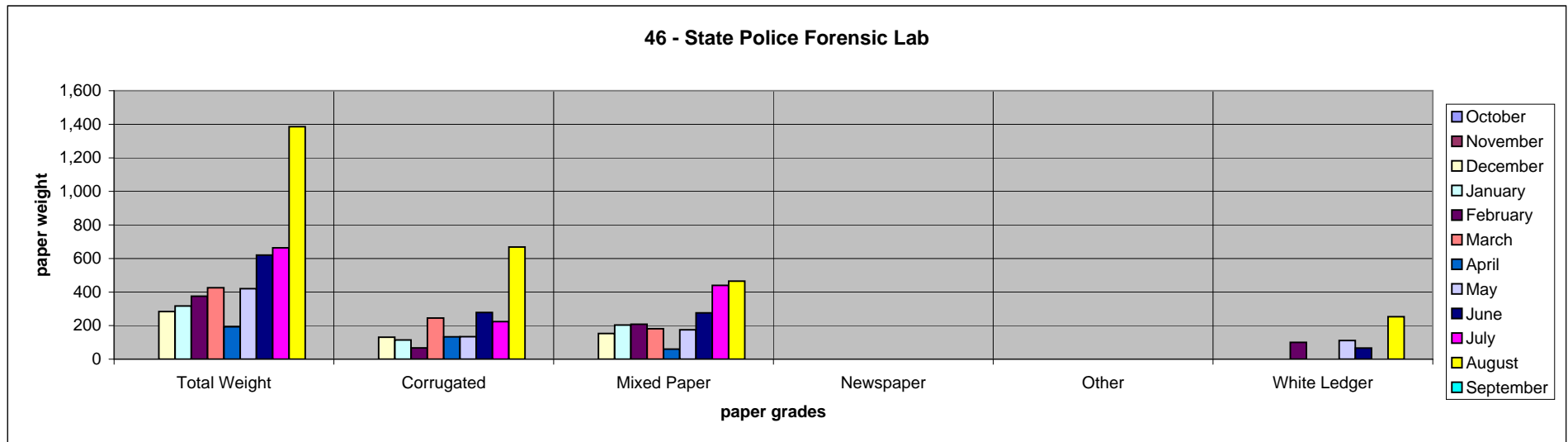
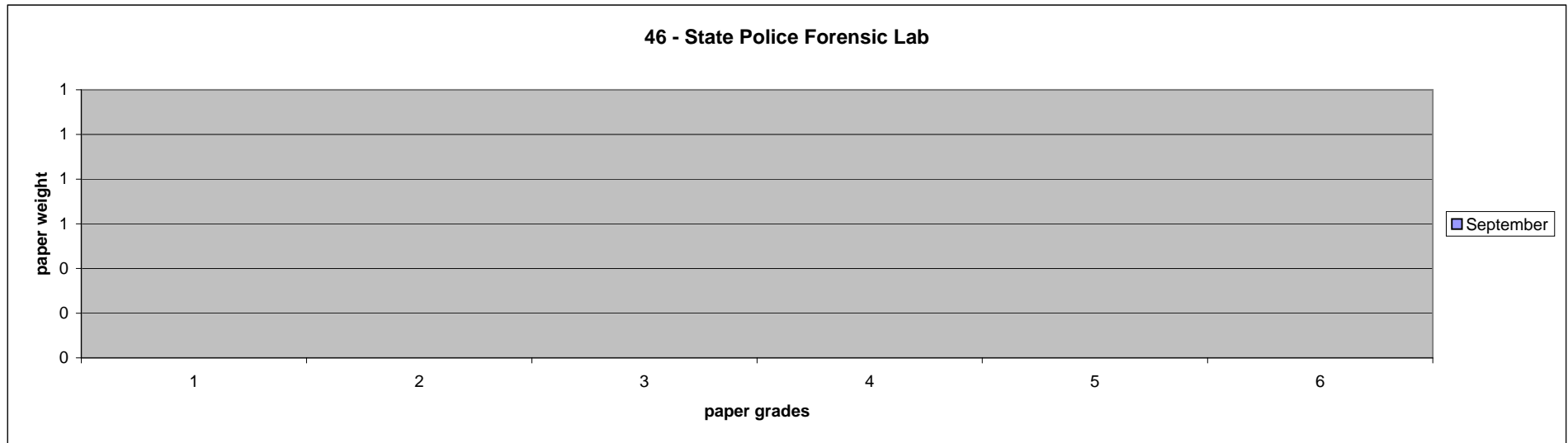
44 - State Police HQ	Total Weight	Corrugated	Mixed Paper	Newspaper	Other	White Ledger
October						
November	752	40	702	0	10	0
December	1,067	202	615	0	0	250
January	2,008	331	1,177	0	0	500
February	1,107	136	764	0	0	207
March	4,195	980	2,839	240	0	136
April	897	357	261	79	0	200
May	1,377	449	928	0	0	0
June	1,546	141	1,146	196	0	63
July	1,250	140	1,110	0	0	0
August	1,175	140	670	135	0	230
September	4,650	0	0	0	4,650	0
GRAND TOTALS	20,024	2,916	10,212	650	4,660	1,586



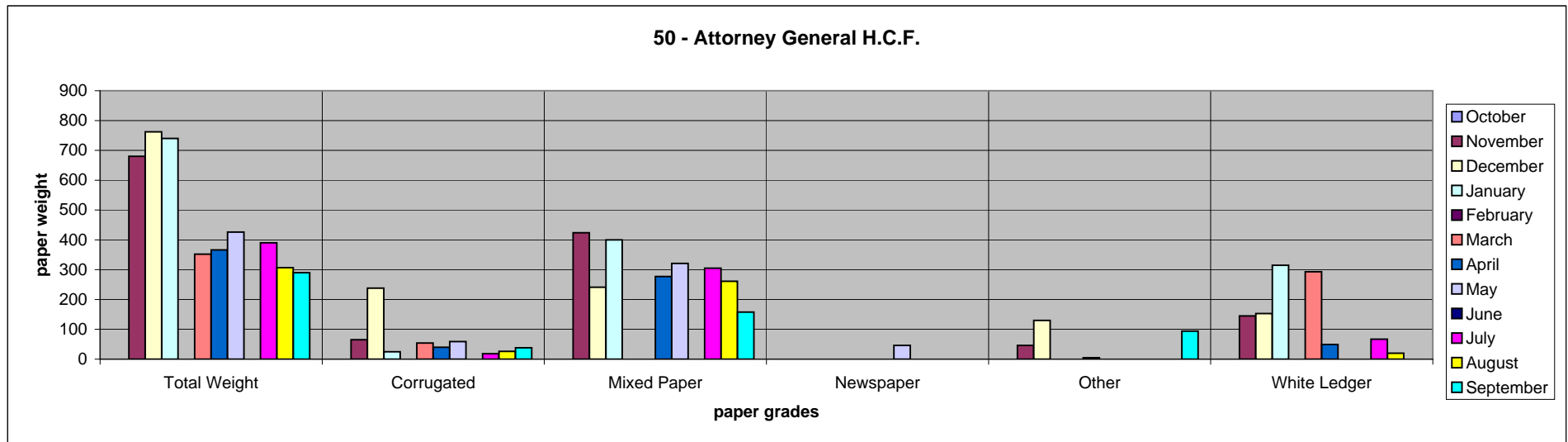
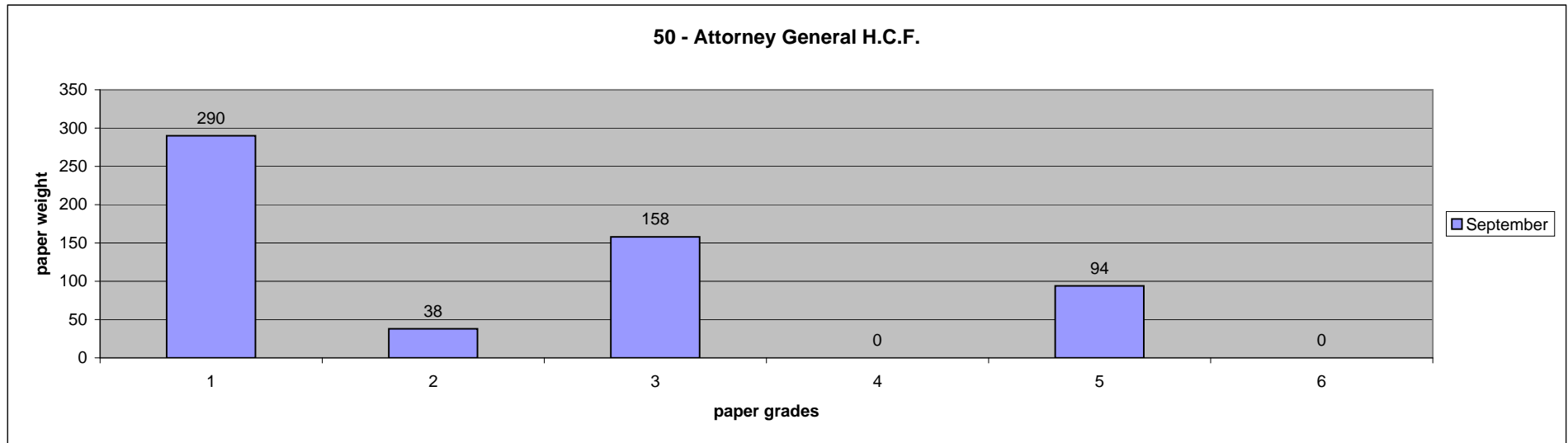
45 - Agriculture Lab.	Total Weight	Corrugated	Mixed Paper	Newspaper	Other	White Ledger
October						
November						
December	586	367	92	127	0	0
January	226	226	0	0	0	0
February	1,017	436	404	177	0	0
March	538	207	331	0	0	0
April	1,022	520	157	128	140	77
May	757	427	198	132	0	0
June	273	273	0	0	0	0
July	553	265	55	96	0	137
August	274	274	0	0	0	0
September	680	193	109	120	258	0
GRAND TOTALS	5,926	3,188	1,346	780	398	214



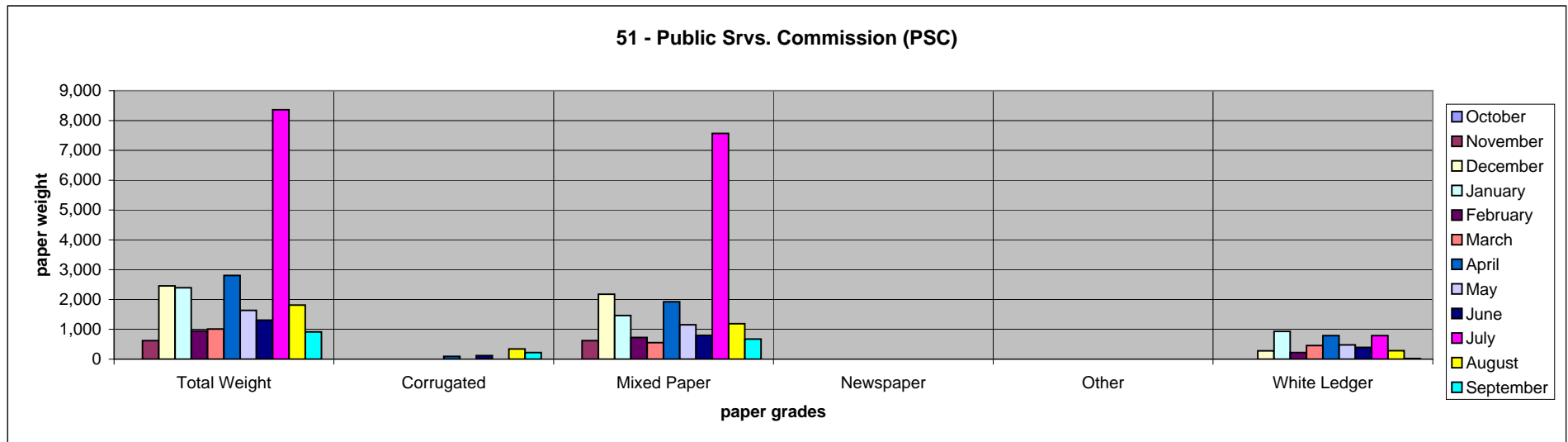
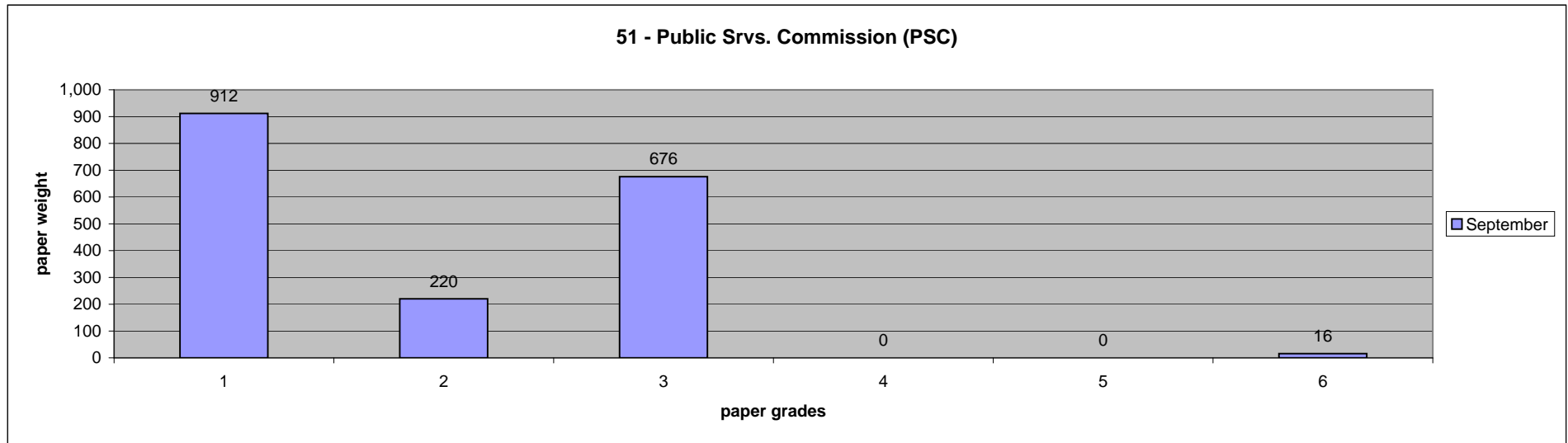
46 - State Police Forensic Lab	Total Weight	Corrugated	Mixed Paper	Newspaper	Other	White Ledger
October						
November						
December	284	131	153	0	0	0
January	317	114	203	0	0	0
February	375	67	208	0	0	100
March	426	245	181	0	0	0
April	193	133	60	0	0	0
May	420	134	175	0	0	111
June	620	278	276	0	0	66
July	664	224	440	0	0	0
August	1,386	668	465	0	0	253
September						
GRAND TOTALS	4,685	1,994	2,161	0	0	530



50 - Attorney General H.C.F.	Total Weight	Corrugated	Mixed Paper	Newspaper	Other	White Ledger
October						
November	680	65	424	0	46	145
December	762	238	241	0	130	153
January	740	25	400	0	0	315
February						
March	352	54	0	0	5	293
April	366	40	277	0	0	49
May	426	59	321	46	0	0
June						
July	390	18	305	0	0	67
August	307	26	261	0	0	20
September	290	38	158	0	94	0
GRAND TOTALS	4,313	563	2,387	46	275	1,042

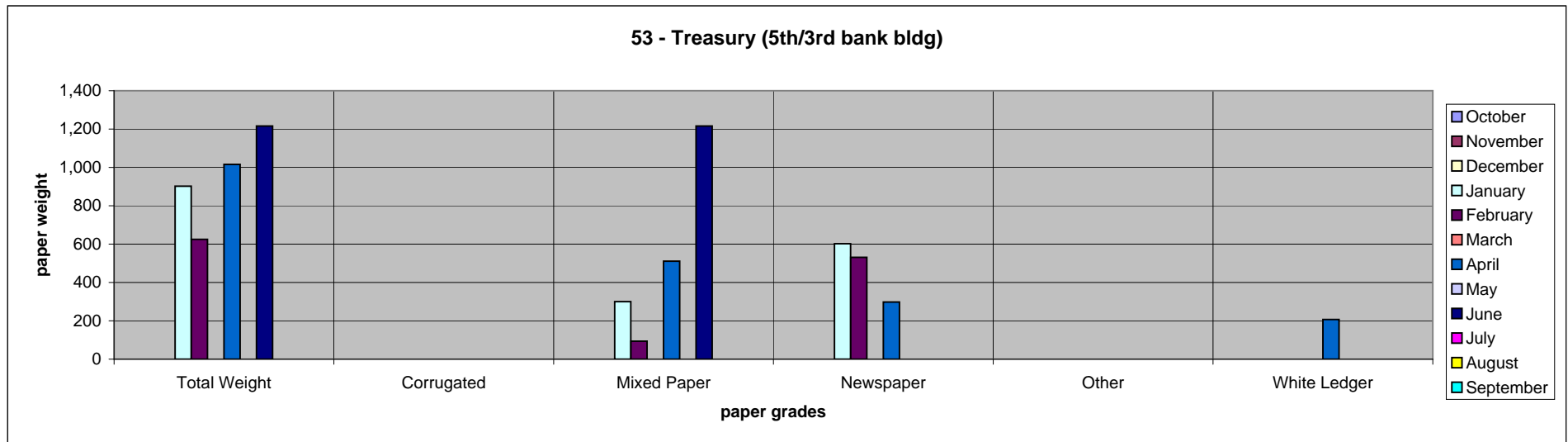
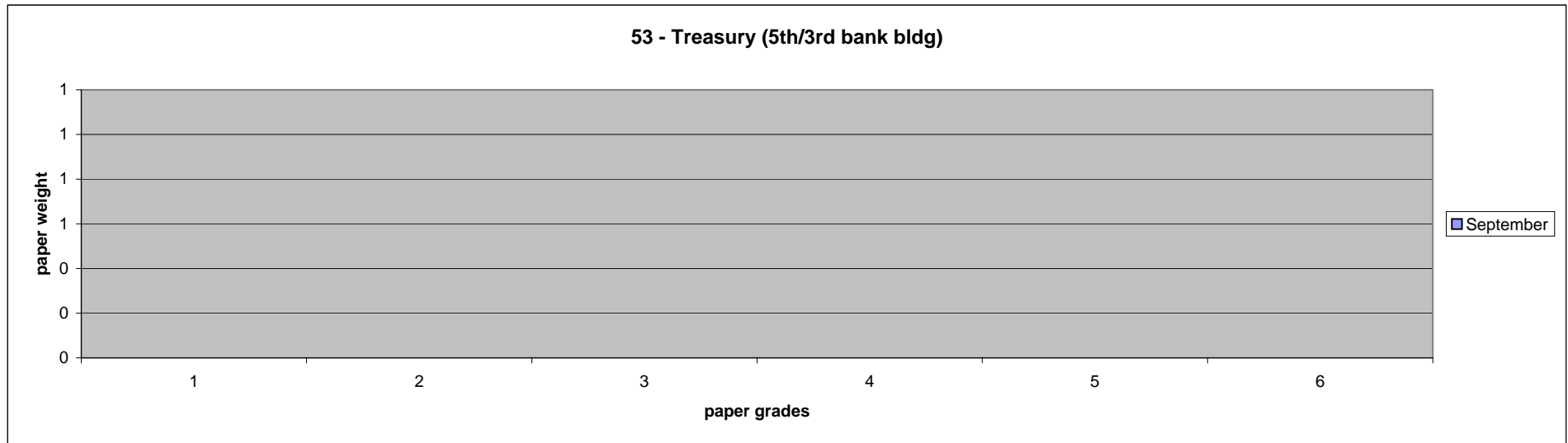


51 - Public Svcs. Commission (PSC)	Total Weight	Corrugated	Mixed Paper	Newspaper	Other	White Ledger
October						
November	620	0	620	0	0	0
December	2,456	0	2,175	0	0	281
January	2,393	0	1,462	0	0	931
February	950	0	728	0	0	222
March	1,013	0	555	0	0	458
April	2,808	95	1,924	0	0	789
May	1,634	0	1,153	0	0	481
June	1,309	120	796	0	0	393
July	8,361	0	7,570	0	0	791
August	1,812	341	1,188	0	0	283
September	912	220	676	0	0	16
GRAND TOTALS	24,268	776	18,847	0	0	4,645

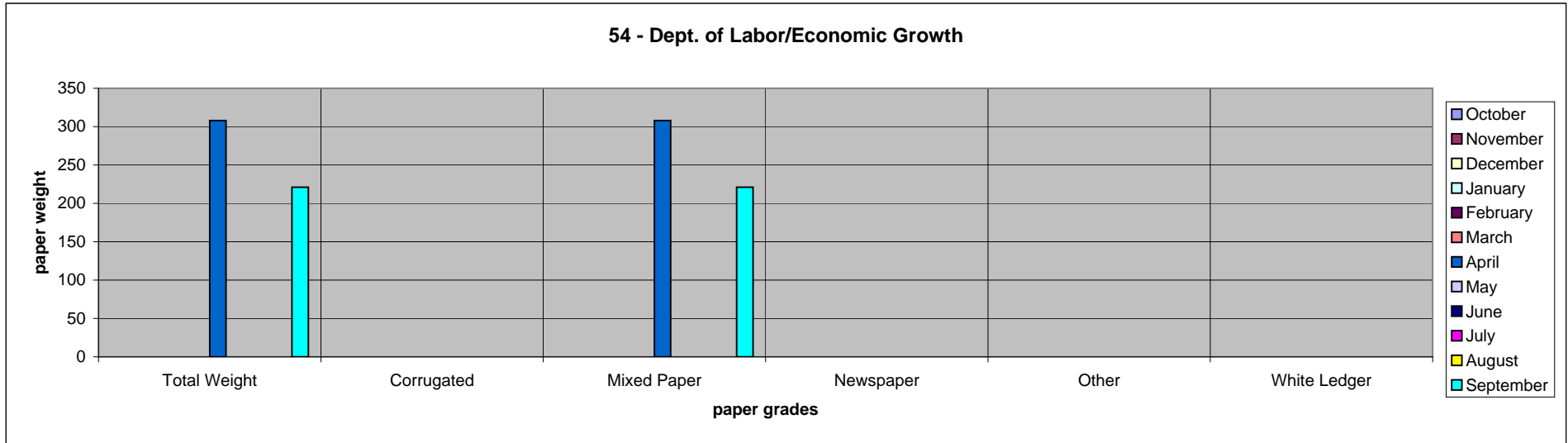
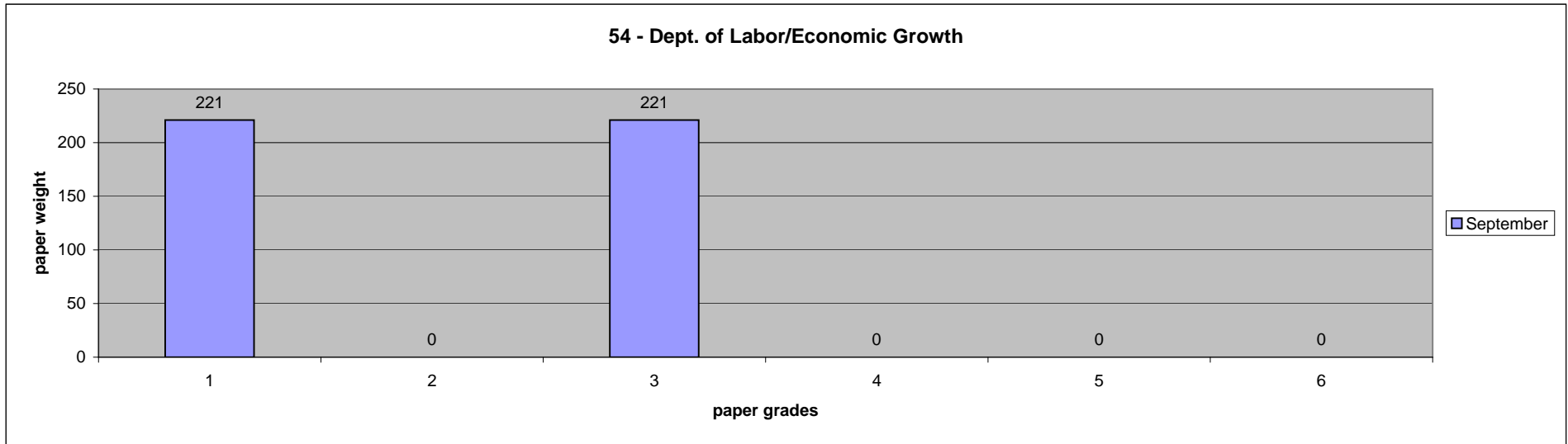




53 - Treasury (5th/3rd bank bldg)	Total Weight	Corrugated	Mixed Paper	Newspaper	Other	White Ledger
October						
November						
December						
January	902	0	300	602	0	0
February	625	0	94	531	0	0
March						
April	1,016	0	511	298	0	207
May						
June	1,216	0	1,216	0	0	0
July						
August						
September						
GRAND TOTALS	3,759	0	2,121	1,431	0	207

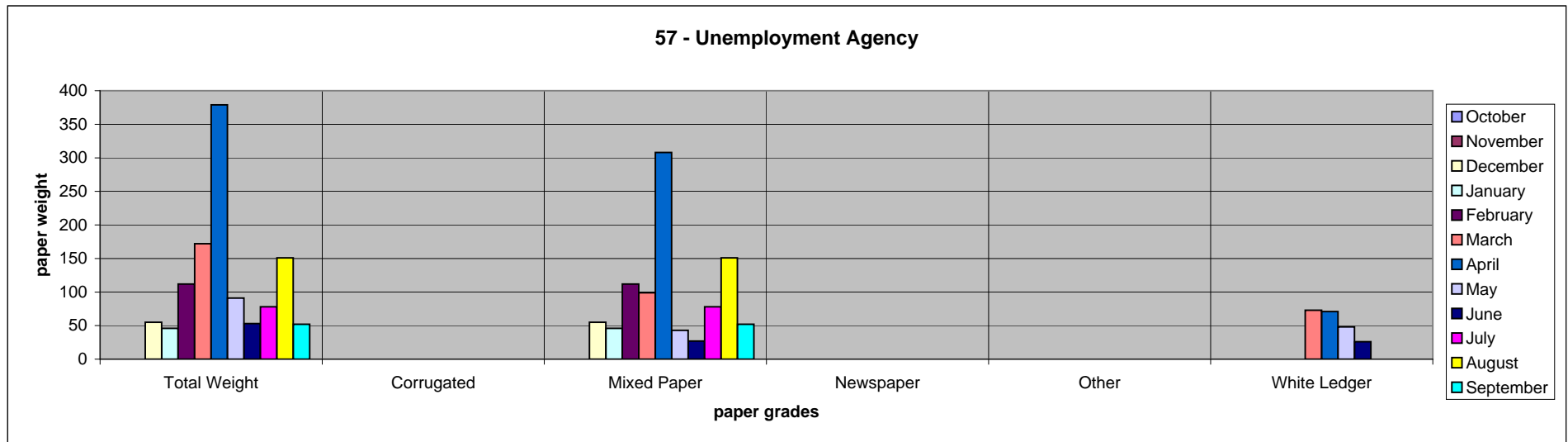
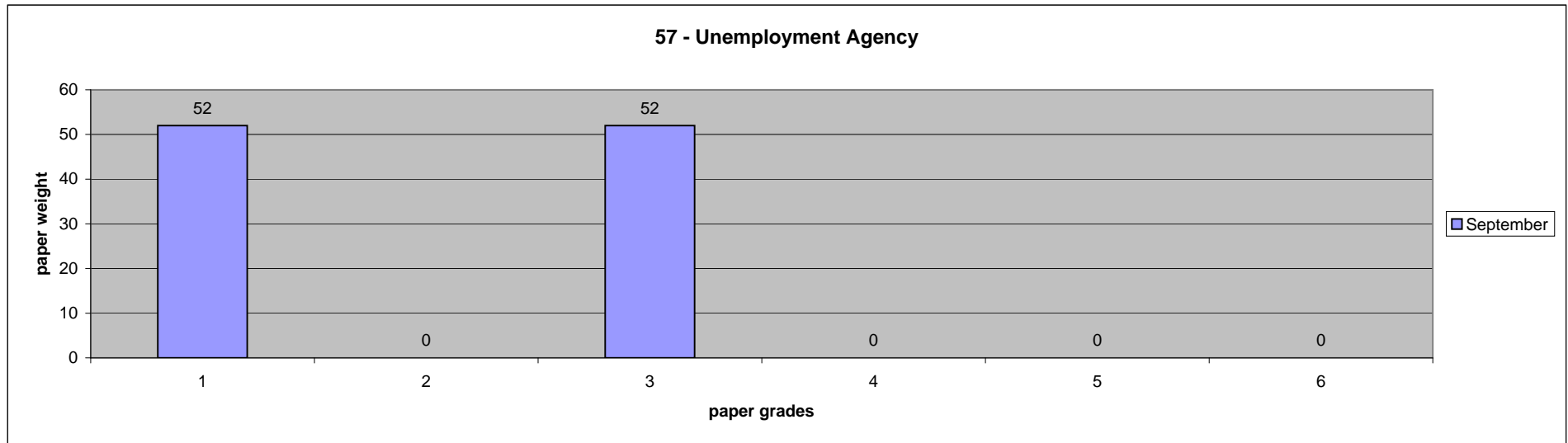


54 - Dept. Labor/Economic Growth	Total Weight	Corrugated	Mixed Paper	Newspaper	Other	White Ledger
October						
November						
December						
January						
February						
March						
April	308	0	308	0	0	0
May						
June						
July						
August						
September	221	0	221	0	0	0
GRAND TOTALS	529	0	529	0	0	0

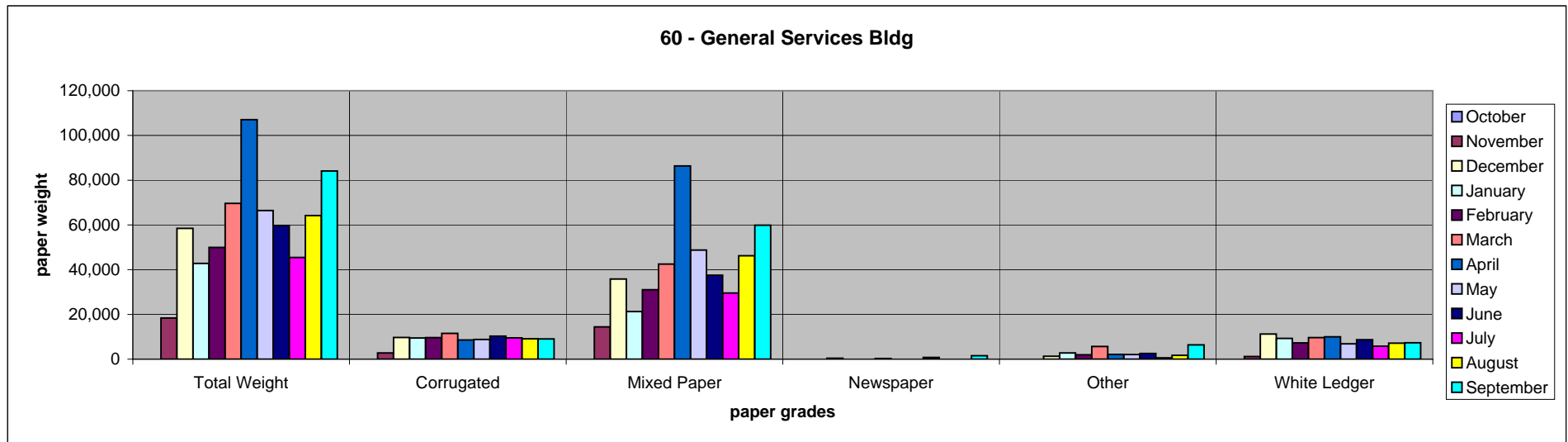
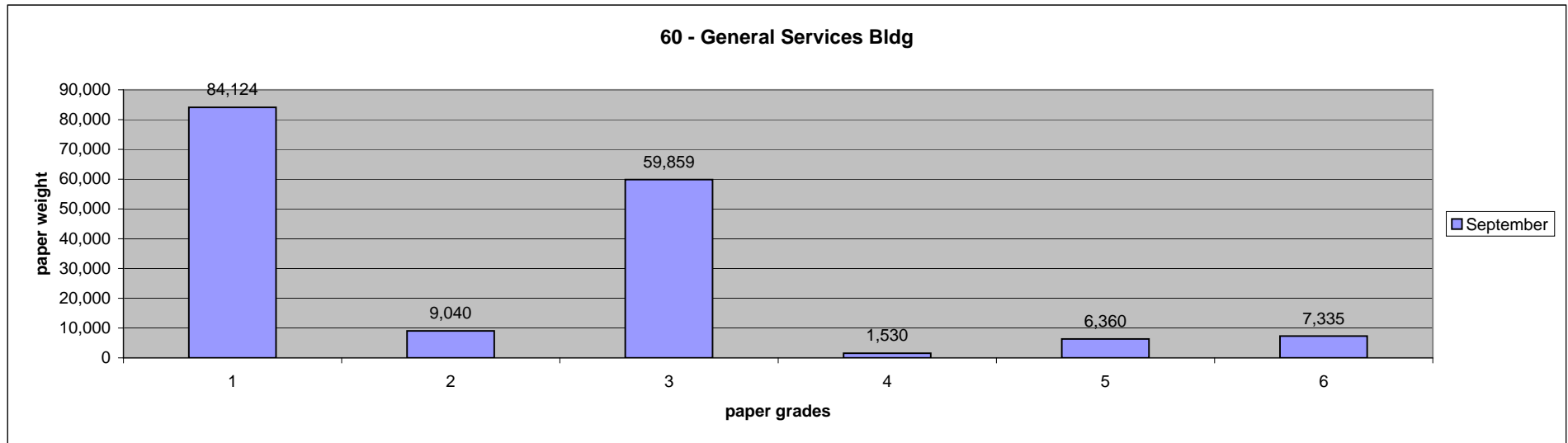




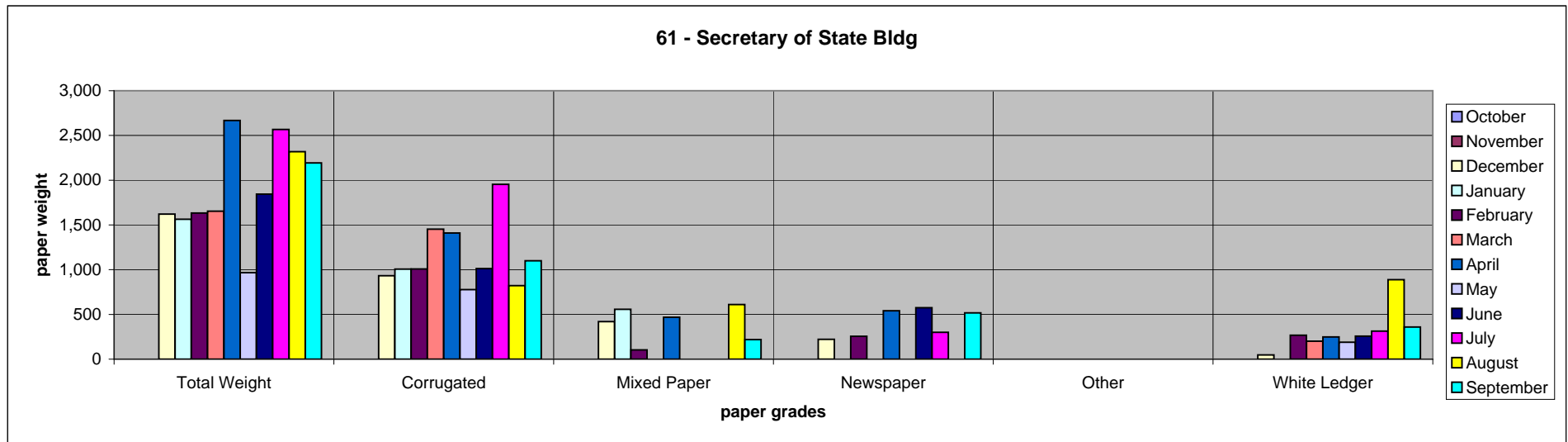
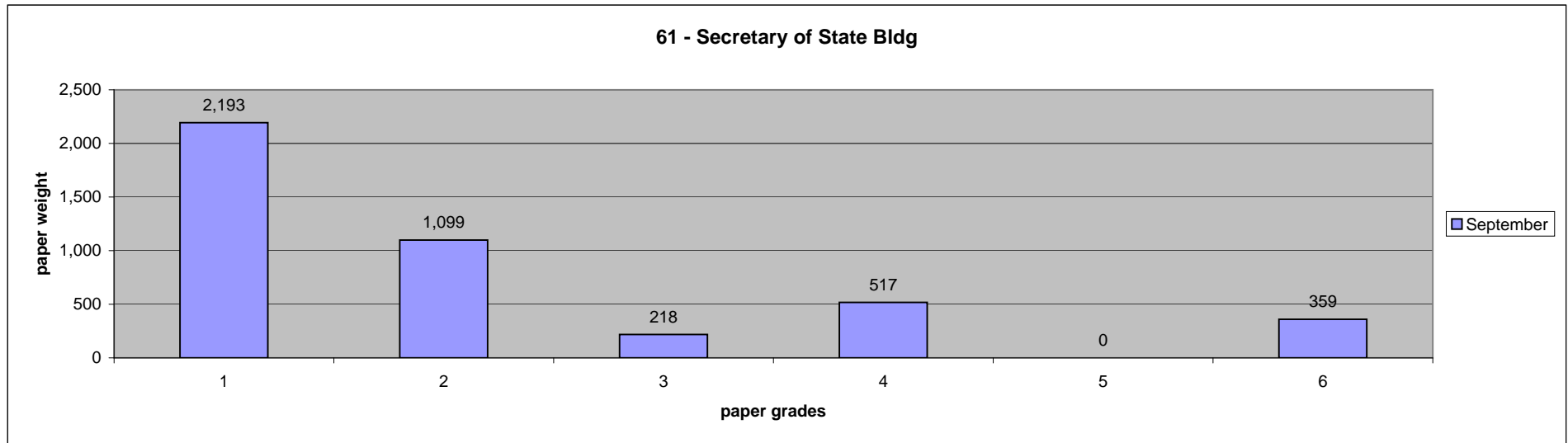
57 - Unemployment Agency	Total Weight	Corrugated	Mixed Paper	Newspaper	Other	White Ledger
October						
November						
December	55	0	55	0	0	0
January	46	0	46	0	0	0
February	112	0	112	0	0	0
March	172	0	99	0	0	73
April	379	0	308	0	0	71
May	91	0	43	0	0	48
June	53	0	27	0	0	26
July	78	0	78	0	0	0
August	151	0	151	0	0	0
September	52	0	52	0	0	0
GRAND TOTALS	1,189	0	971	0	0	218



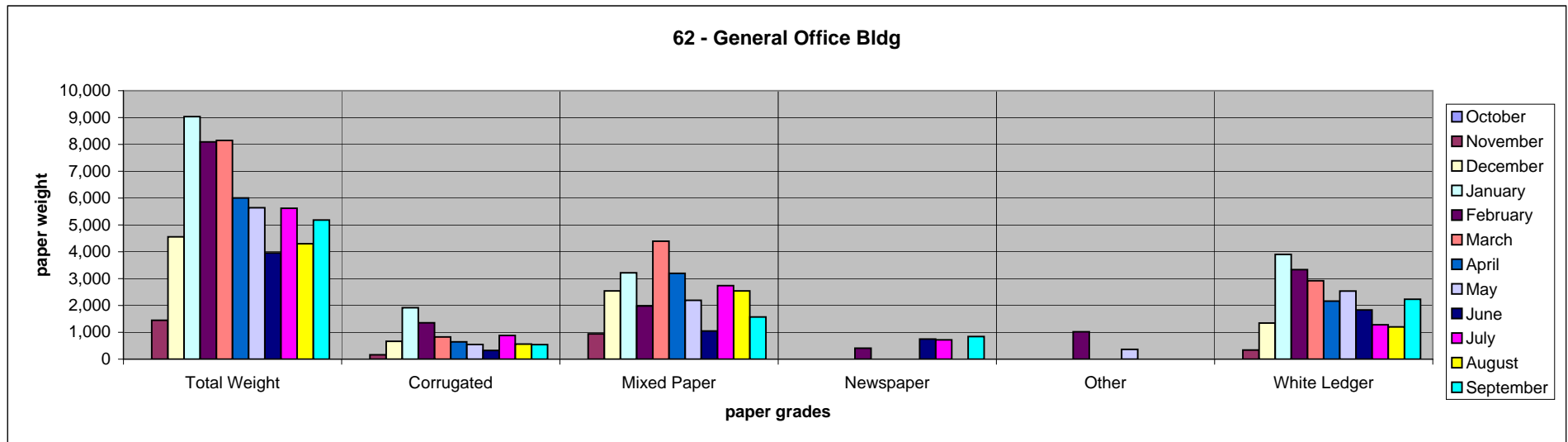
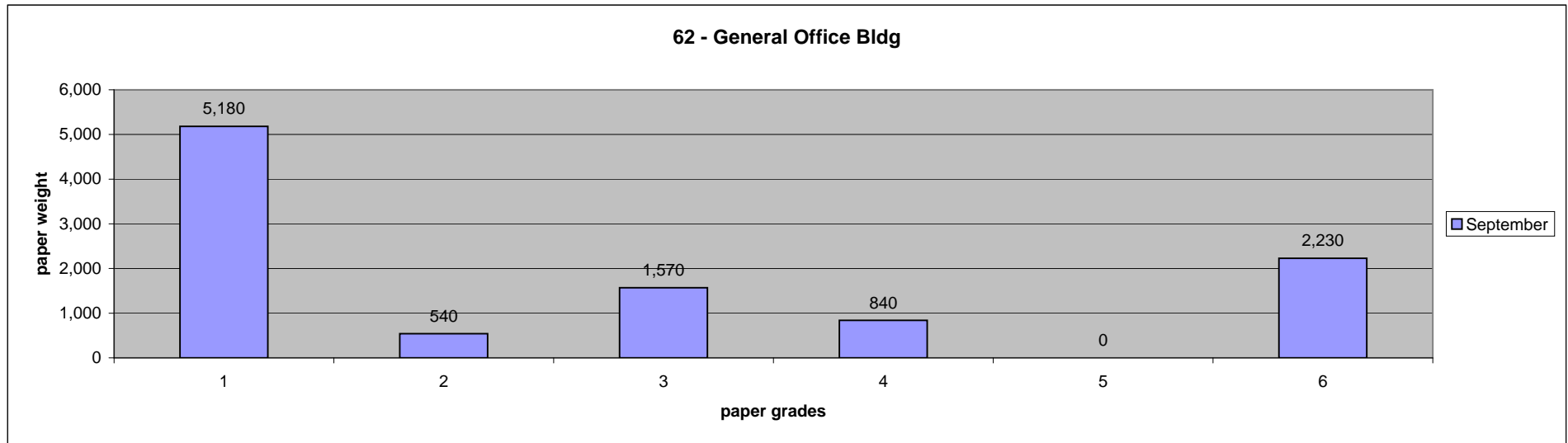
60 - General Services Bldg	Total Weight	Corrugated	Mixed Paper	Newspaper	Other	White Ledger
October						
November	18,388	2,800	14,421	0	0	1,167
December	58,462	9,700	35,827	428	1,300	11,207
January	42,823	9,467	21,292	0	2,761	9,303
February	49,942	9,631	31,060	0	1,963	7,288
March	69,620	11,522	42,475	293	5,682	9,648
April	107,038	8,552	86,358	0	2,122	10,006
May	66,420	8,782	48,759	0	2,041	6,838
June	59,775	10,300	37,517	761	2,536	8,661
July	45,443	9,500	29,560	0	575	5,808
August	64,211	9,110	46,220	0	1,720	7,161
September	84,124	9,040	59,859	1,530	6,360	7,335
GRAND TOTALS	666,246	98,404	453,348	3,012	27,060	84,422



61 - Secretary of State Bldg	Total Weight	Corrugated	Mixed Paper	Newspaper	Other	White Ledger
October						
November						
December	1,621	932	419	222	0	48
January	1,564	1,007	557	0	0	0
February	1,633	1,008	103	255	0	267
March	1,654	1,453	0	0	0	201
April	2,667	1,410	468	541	0	248
May	966	777	0	0	0	189
June	1,844	1,012	0	575	0	257
July	2,567	1,954	0	300	0	313
August	2,319	821	610	0	0	888
September	2,193	1,099	218	517	0	359
GRAND TOTALS	19,028	11,473	2,375	2,410	0	2,770

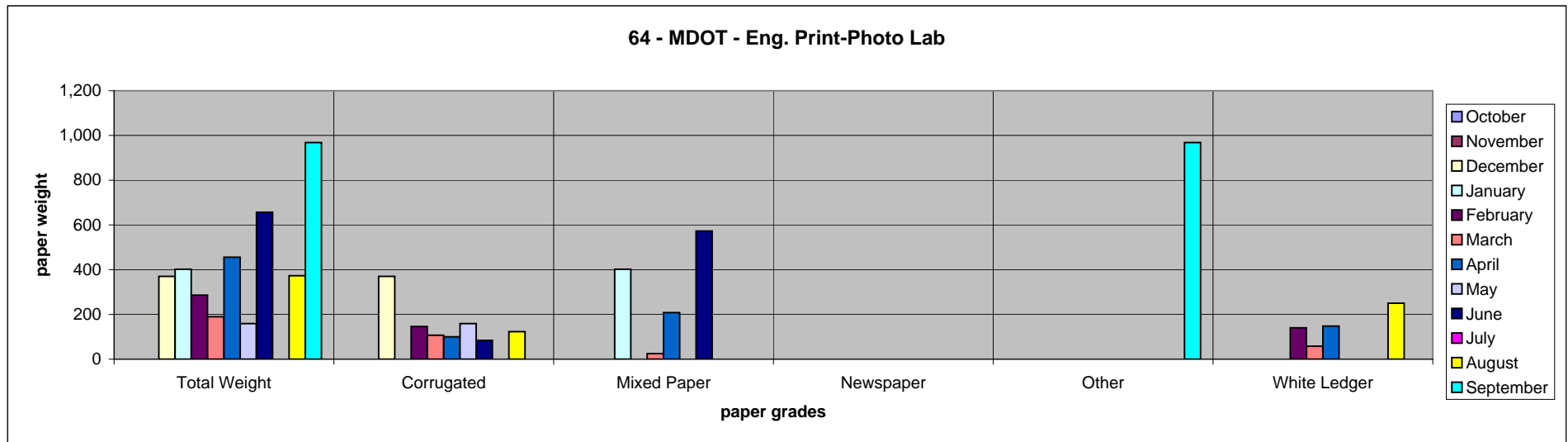
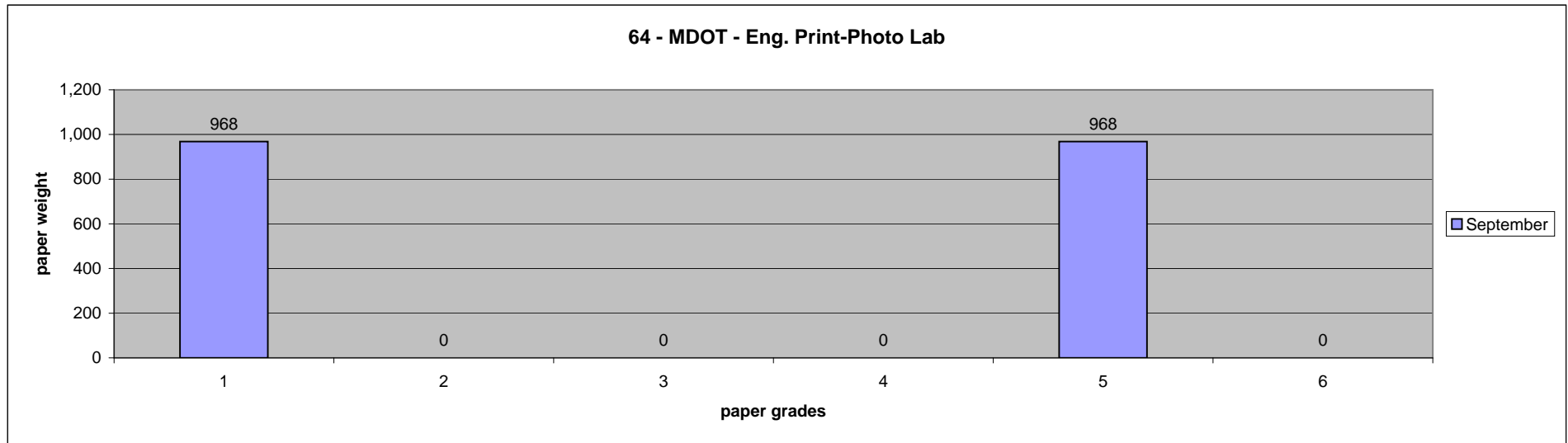


62 - General Office Bldg	Total Weight	Corrugated	Mixed Paper	Newspaper	Other	White Ledger
October						
November	1,447	164	941	0	0	342
December	4,556	667	2,543	0	0	1,346
January	9,035	1,914	3,219	0	0	3,902
February	8,092	1,354	1,978	408	1,019	3,333
March	8,146	828	4,395	0	0	2,923
April	6,006	647	3,197	0	0	2,162
May	5,640	547	2,193	0	364	2,536
June	3,956	324	1,050	750	0	1,832
July	5,620	880	2,740	720	0	1,280
August	4,301	561	2,540	0	0	1,200
September	5,180	540	1,570	840	0	2,230
GRAND TOTALS	61,979	8,426	26,366	2,718	1,383	23,086

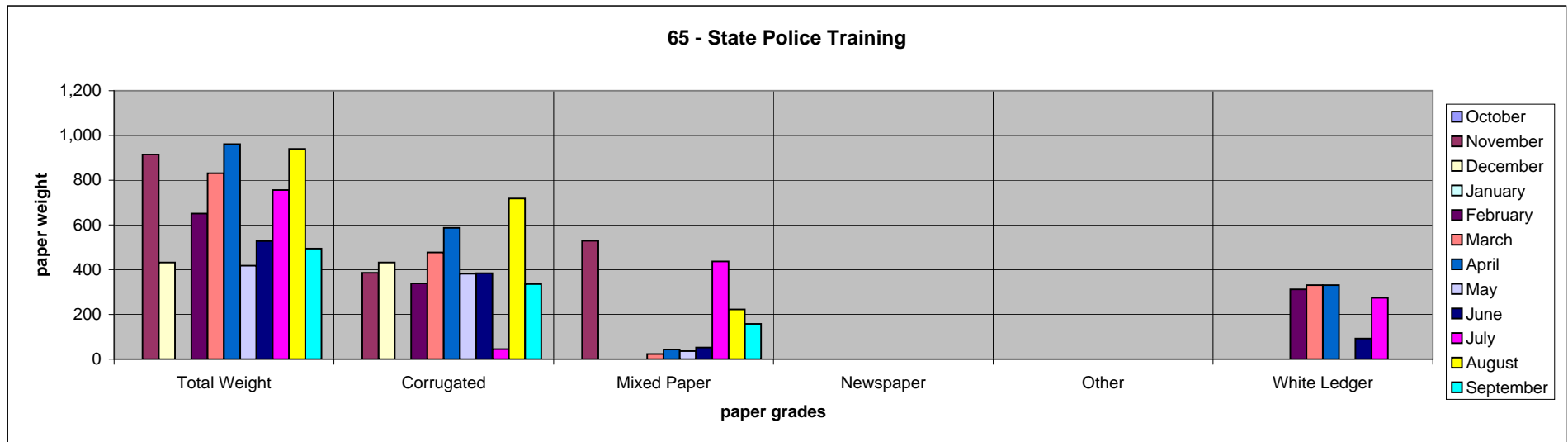
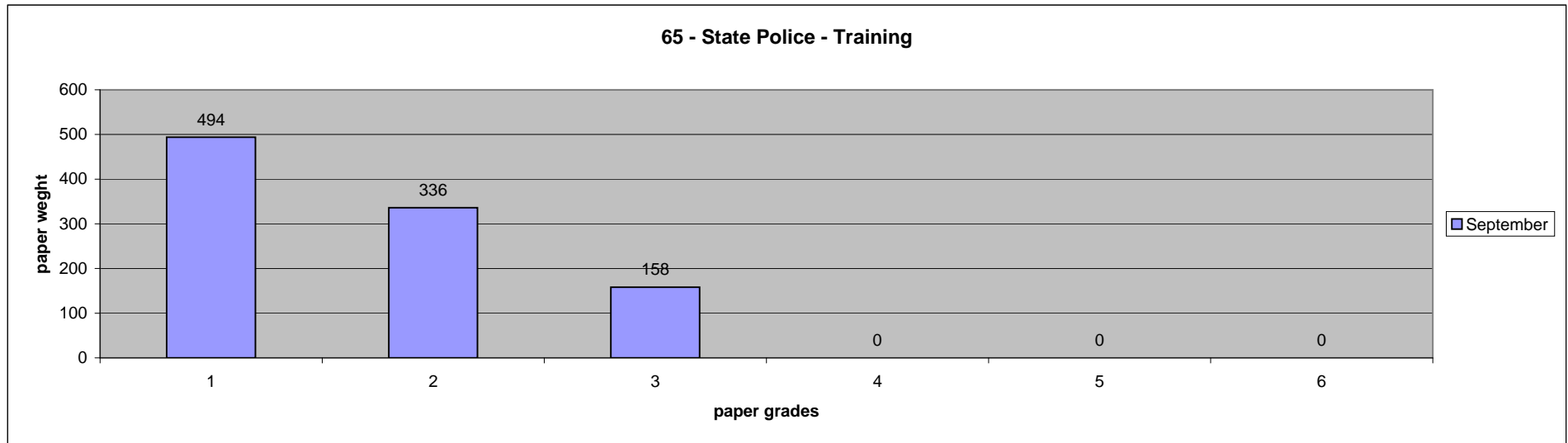




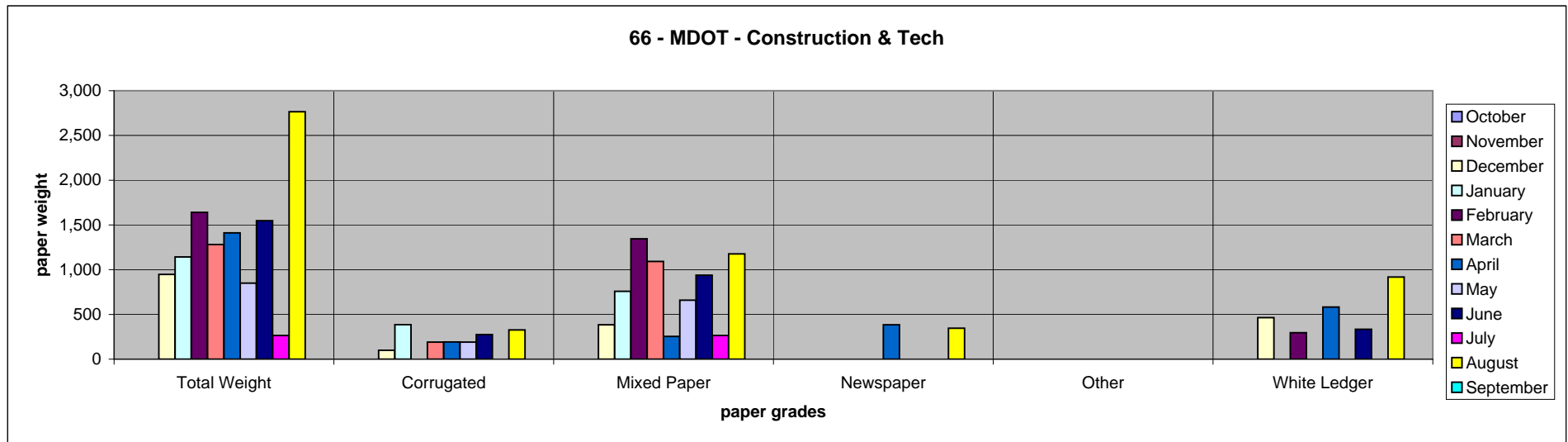
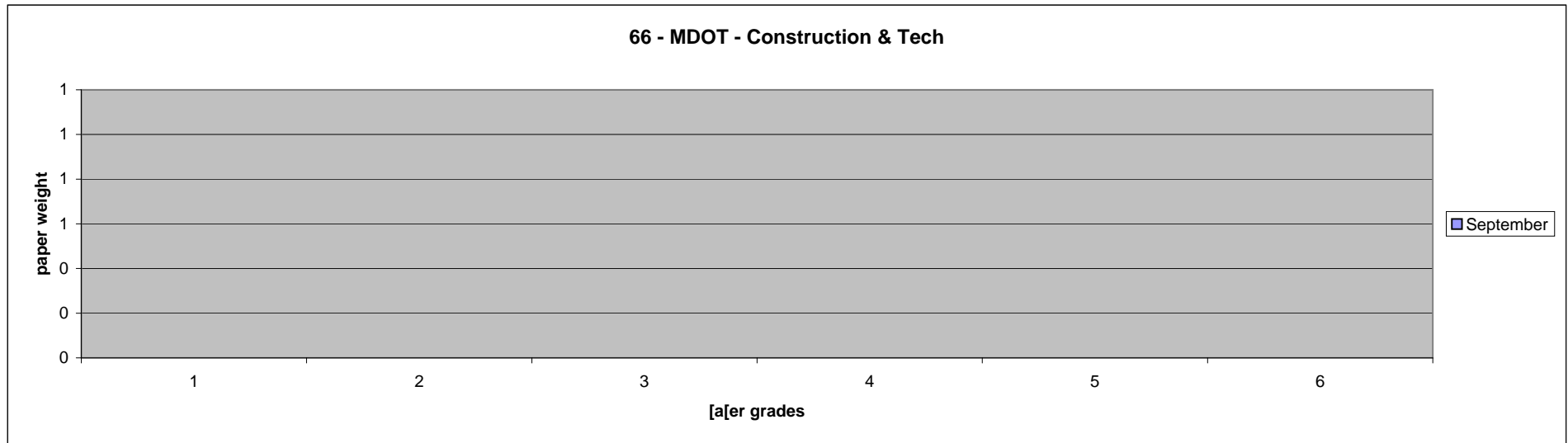
64 - MDOT - Eng. Print-Photo Lab	Total Weight	Corrugated	Mixed Paper	Newspaper	Other	White Ledger
October						
November						
December	370	370	0	0	0	0
January	402	0	402	0	0	0
February	286	146	0	0	0	140
March	190	107	25	0	0	58
April	456	100	208	0	0	148
May	159	159	0	0	0	0
June	657	84	573	0	0	0
July						
August	373	123	0	0	0	250
September	968	0	0	0	968	0
GRAND TOTALS	3,861	1,089	1,208	0	968	596



65 - State Police - Training	Total Weight	Corrugated	Mixed Paper	Newspaper	Other	White Ledger
October						
November	915	386	529	0	0	0
December	432	432	0	0	0	0
January						
February	651	339	0	0	0	312
March	831	477	23	0	0	331
April	961	587	43	0	0	331
May	418	382	36	0	0	0
June	528	384	52	0	0	92
July	756	45	437	0	0	274
August	940	718	222	0	0	0
September	494	336	158	0	0	0
GRAND TOTALS	6,926	4,086	1,500	0	0	1,340

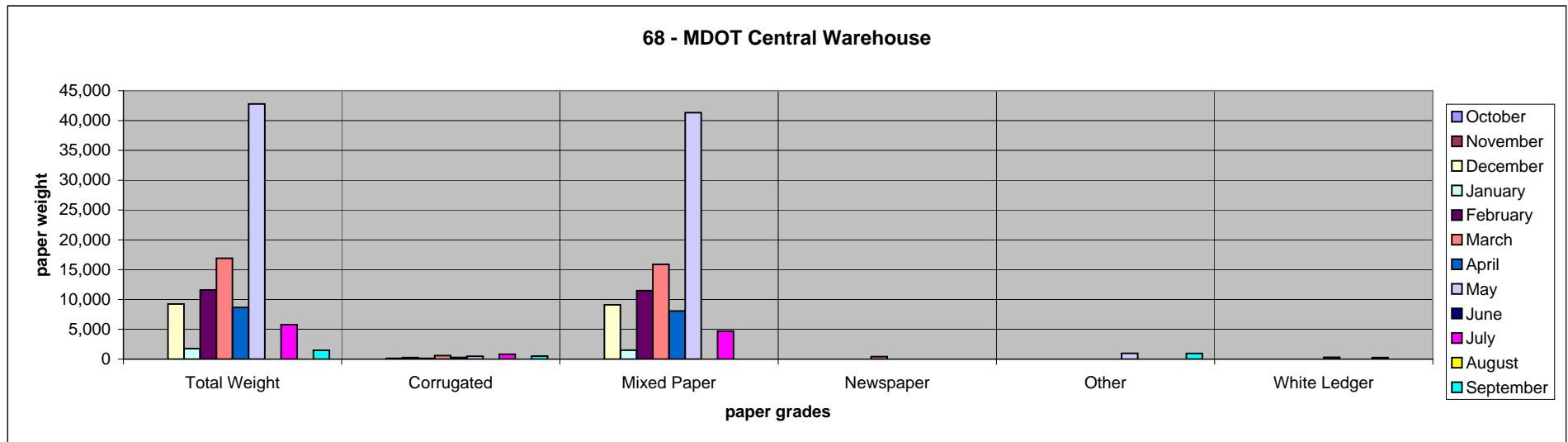
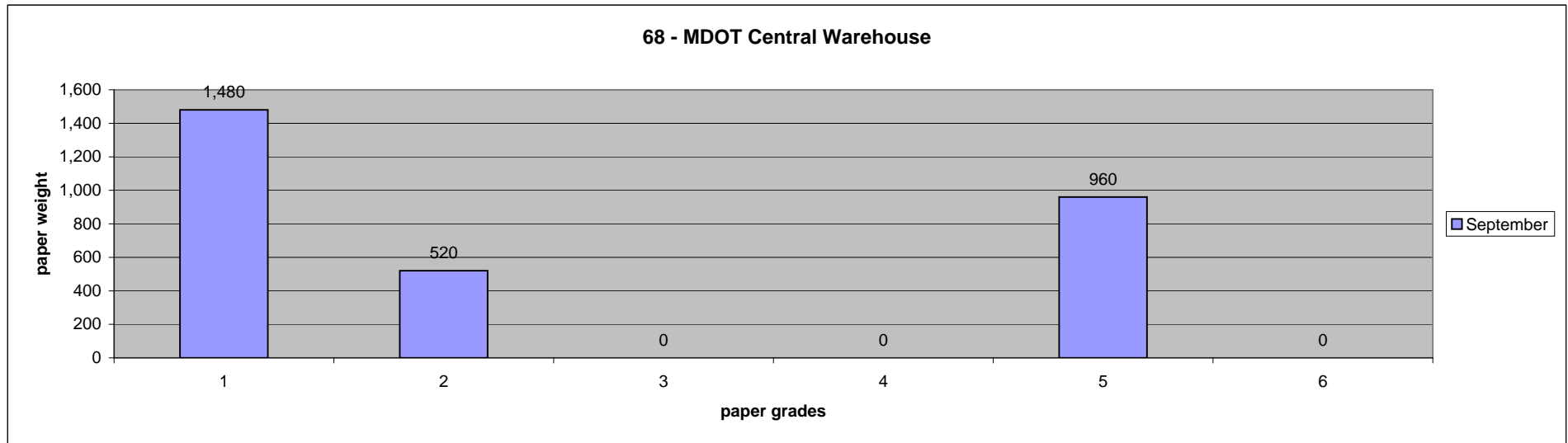


66 - MDOT - Construction & Tech	Total Weight	Corrugated	Mixed Paper	Newspaper	Other	White Ledger
October						
November						
December	947	99	384	0	0	464
January	1,143	385	758	0	0	0
February	1,641	0	1,345	0	0	296
March	1,282	190	1,092	0	0	0
April	1,412	192	254	384	0	582
May	850	191	659	0	0	0
June	1,548	275	939	0	0	334
July	265	0	265	0	0	0
August	2,765	326	1,176	346	0	917
September						
GRAND TOTALS	11,853	1,658	6,872	730	0	2,593



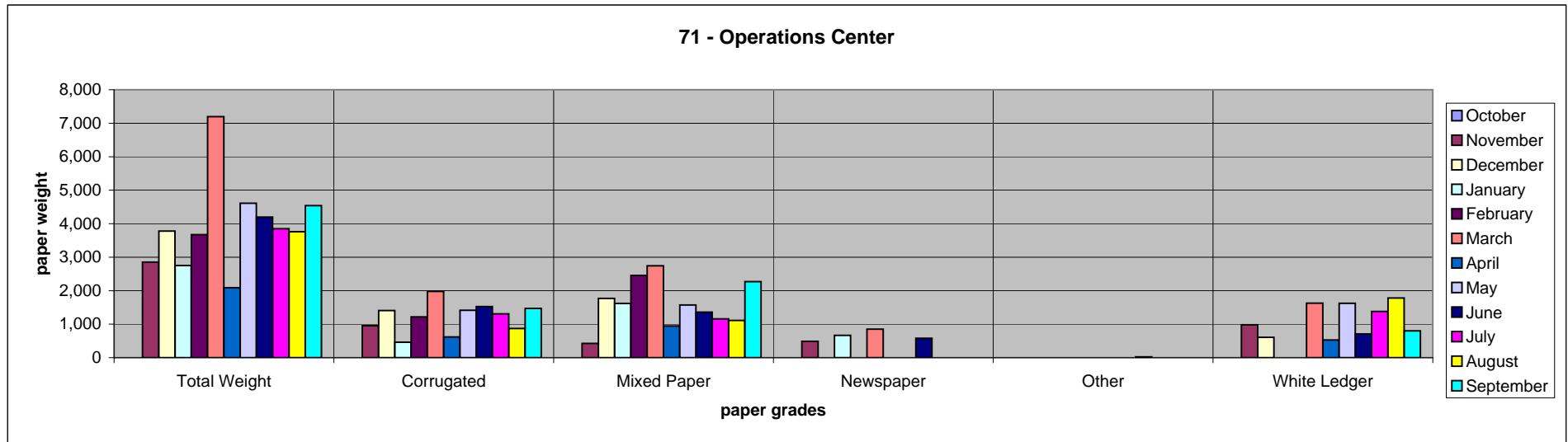
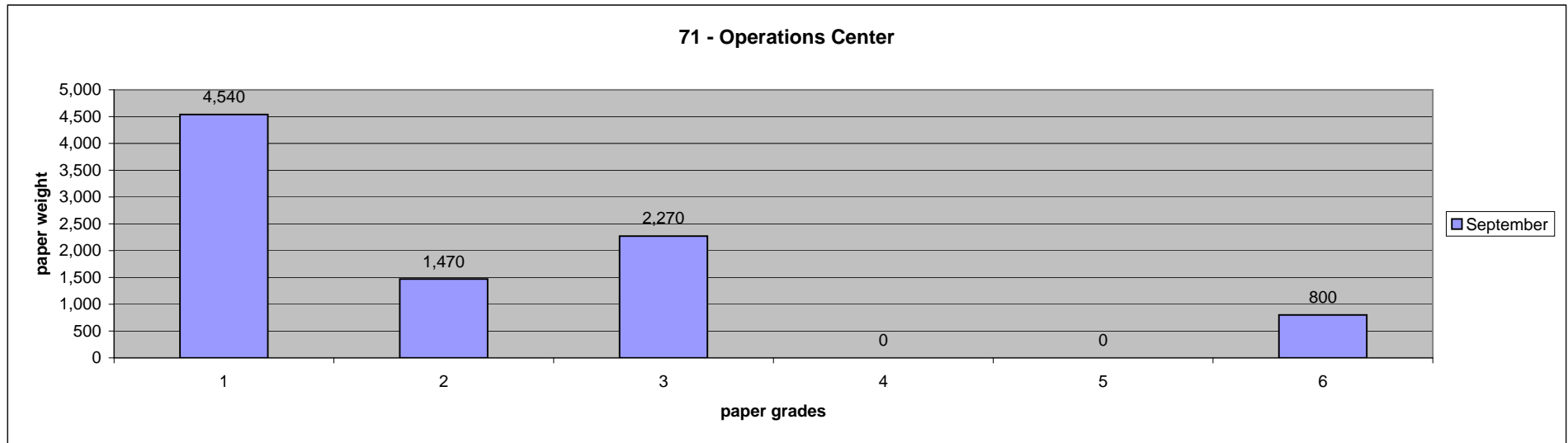


68 - MDOT Central Warehouse	Total Weight	Corrugated	Mixed Paper	Newspaper	Other	White Ledger
October						
November						
December	9,244	140	9,104	0	0	0
January	1,763	262	1,501	0	0	0
February	11,599	127	11,472	0	0	0
March	16,922	607	15,899	416	0	0
April	8,660	288	8,069	0	0	303
May	42,775	477	41,323	0	975	0
June						
July	5,790	830	4,700	0	0	260
August						
September	1,480	520	0	0	960	0
GRAND TOTALS	98,233	3,251	92,068	416	1,935	563

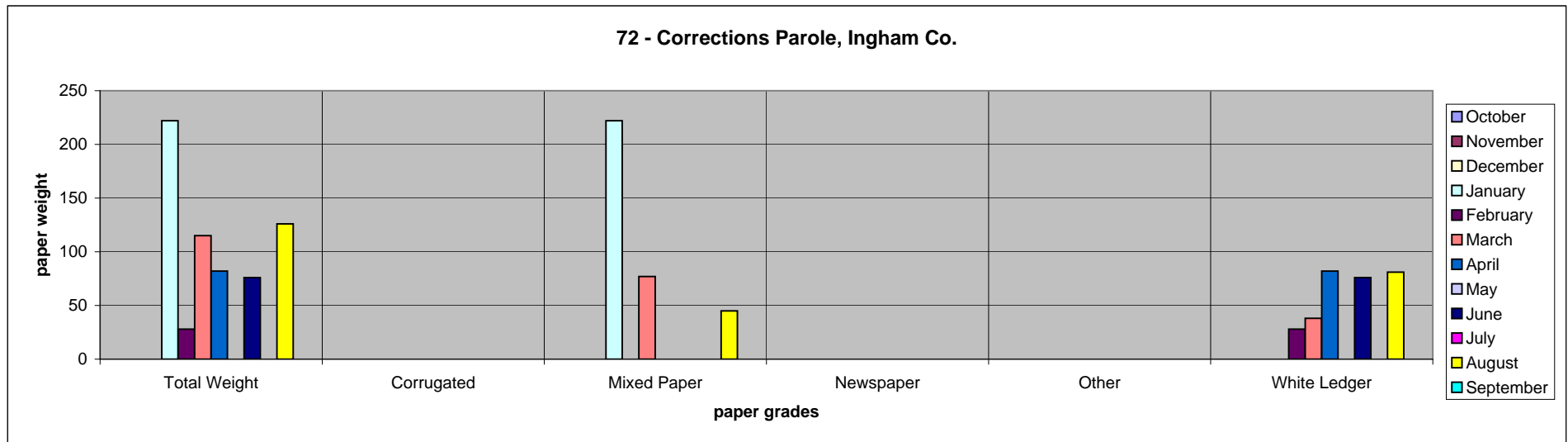
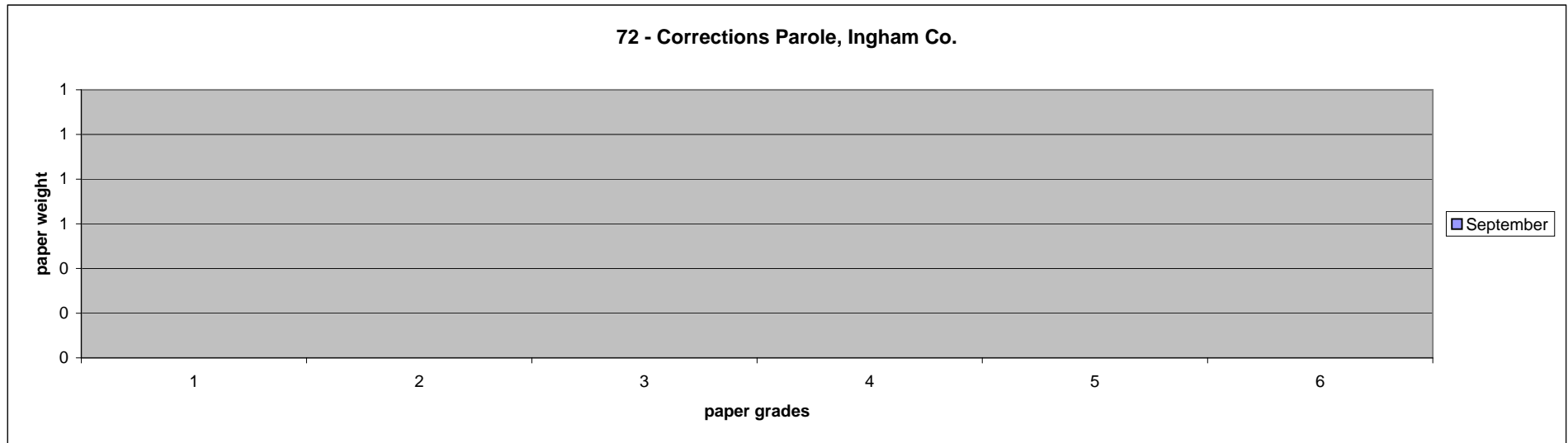




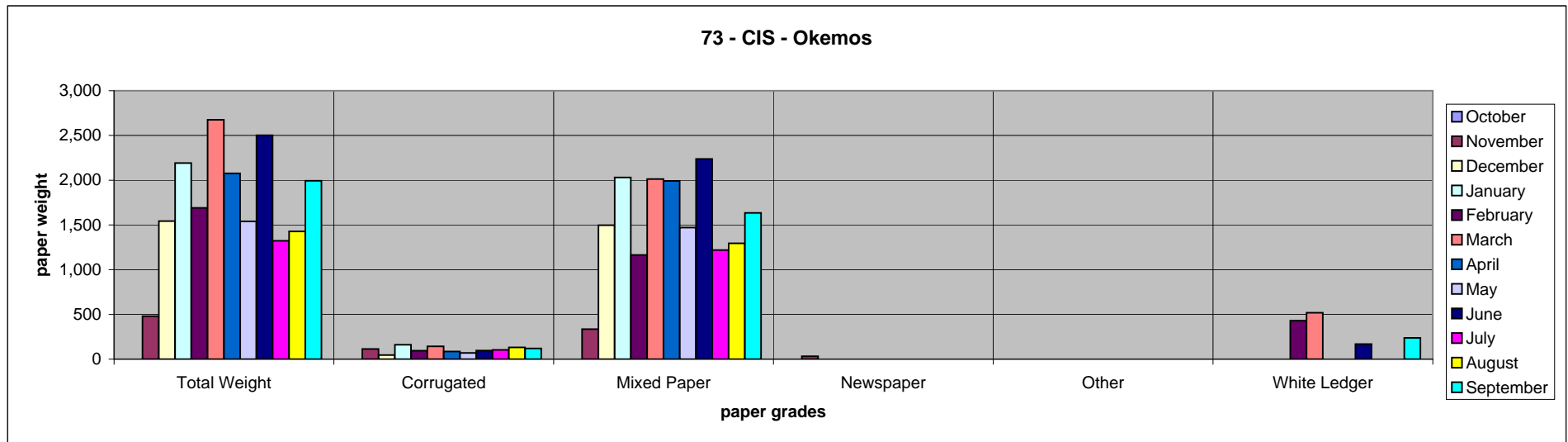
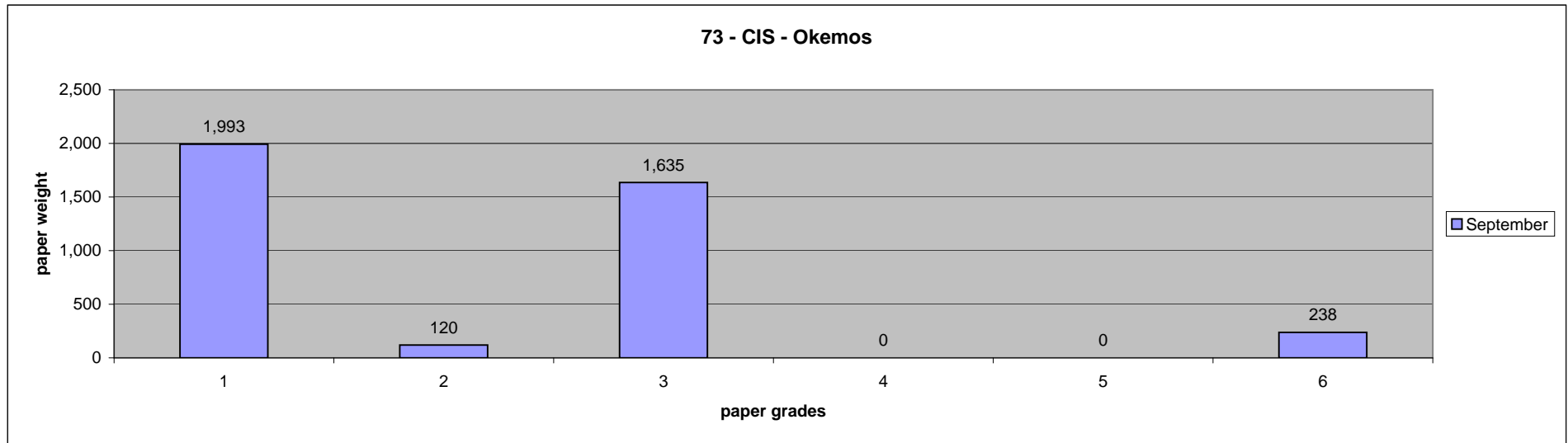
71 - Operations Center	Total Weight	Corrugated	Mixed Paper	Newspaper	Other	White Ledger
October						
November	2,852	954	426	490	0	982
December	3,781	1,406	1,770	0	0	605
January	2,749	463	1,620	666	0	0
February	3,672	1,218	2,454	0	0	0
March	7,197	1,979	2,741	850	0	1,627
April	2,088	617	944	0	0	527
May	4,611	1,416	1,572	0	0	1,623
June	4,198	1,526	1,359	580	23	710
July	3,850	1,310	1,160	0	0	1,380
August	3,760	870	1,110	0	0	1,780
September	4,540	1,470	2,270	0	0	800
GRAND TOTALS	43,298	13,229	17,426	2,586	23	10,034



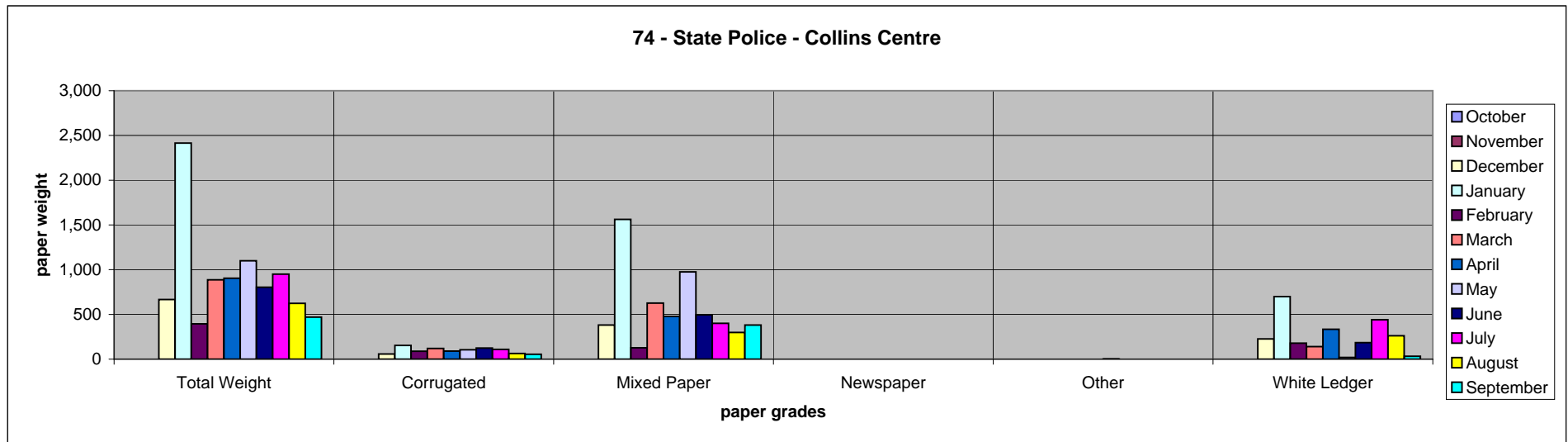
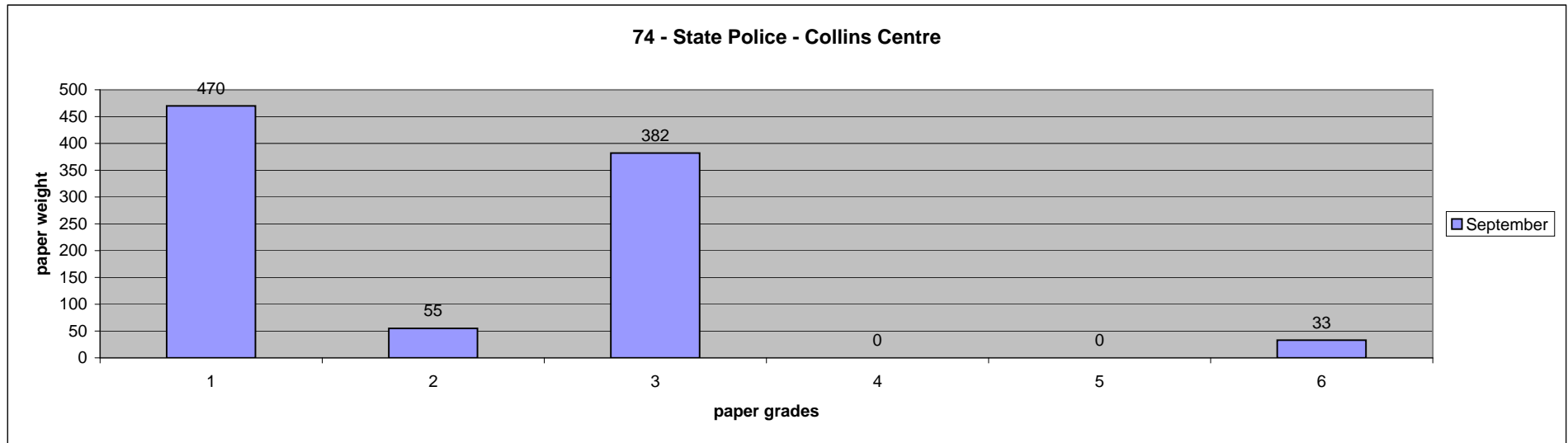
72 - Corrections Parole, Ingham Co.	Total Weight	Corrugated	Mixed Paper	Newspaper	Other	White Ledger
October						
November						
December						
January	222	0	222	0	0	0
February	28	0	0	0	0	28
March	115	0	77	0	0	38
April	82	0	0	0	0	82
May						
June	76	0	0	0	0	76
July						
August	126	0	45	0	0	81
September						
GRAND TOTALS	649	0	344	0	0	305



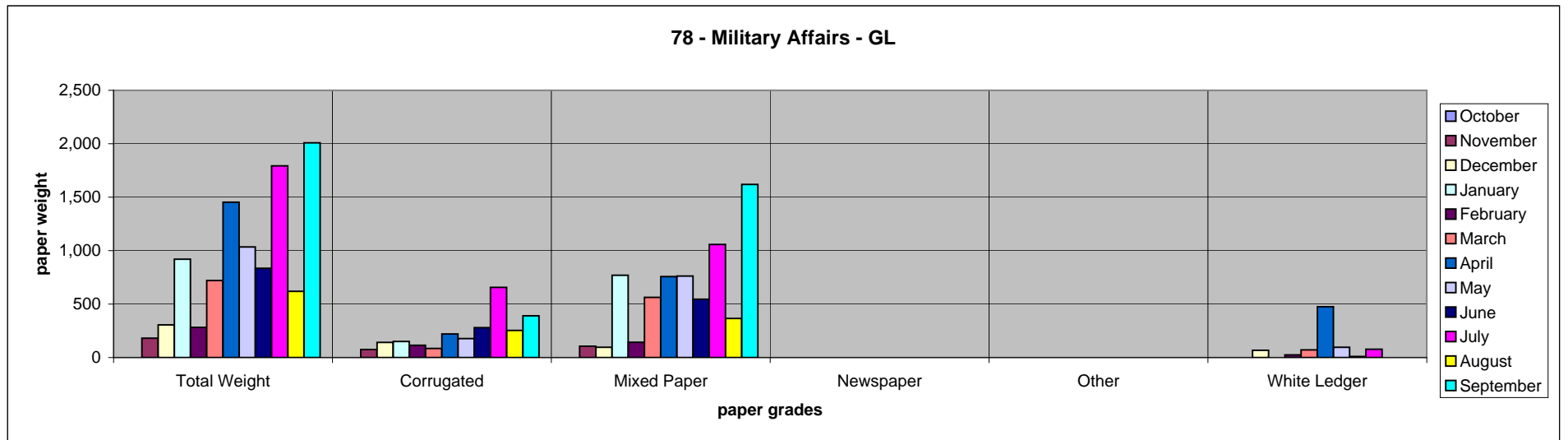
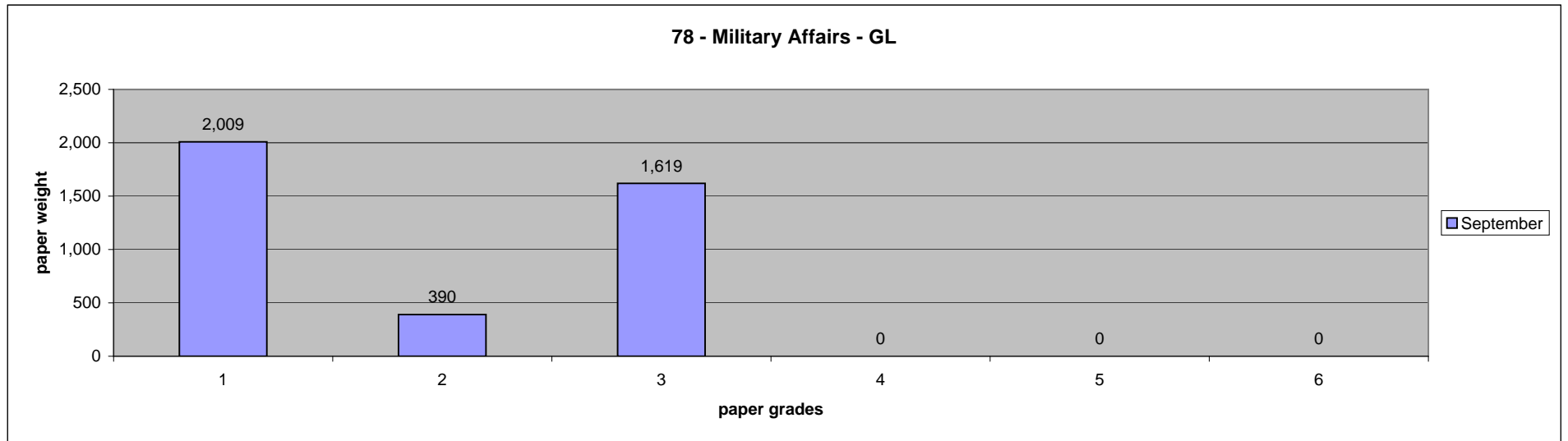
73 - CIS - Okemos	Total Weight	Corrugated	Mixed Paper	Newspaper	Other	White Ledger
October						
November	481	114	335	32	0	0
December	1,543	46	1,497	0	0	0
January	2,191	161	2,030	0	0	0
February	1,690	95	1,165	0	0	430
March	2,675	144	2,013	0	0	518
April	2,077	85	1,992	0	0	0
May	1,540	70	1,470	0	0	0
June	2,502	96	2,238	0	0	168
July	1,323	104	1,219	0	0	0
August	1,427	132	1,295	0	0	0
September	1,993	120	1,635	0	0	238
GRAND TOTALS	19,442	1,167	16,889	32	0	1,354




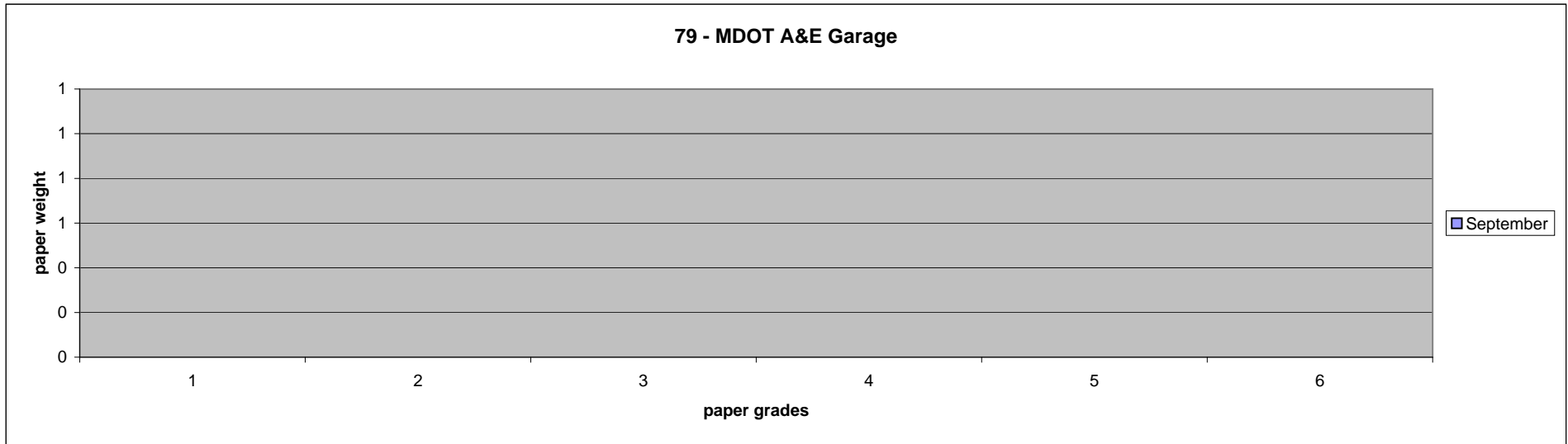
74 - State Police - Collins Centre	Total Weight	Corrugated	Mixed Paper	Newspaper	Other	White Ledger
October						
November						
December	666	58	382	0	0	226
January	2,415	154	1,562	0	0	699
February	394	88	127	0	0	179
March	886	119	627	0	0	140
April	904	90	478	0	2	334
May	1,100	105	976	0	0	19
June	804	124	495	0	0	185
July	950	110	400	0	0	440
August	623	64	298	0	0	261
September	470	55	382	0	0	33
GRAND TOTALS	9,212	967	5,727	0	2	2,516



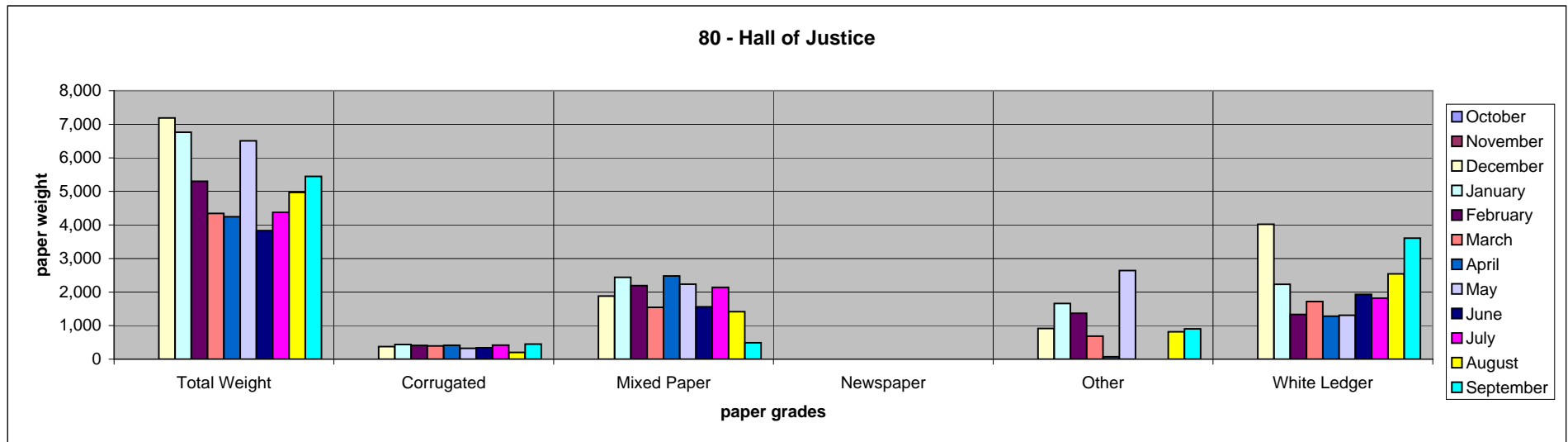
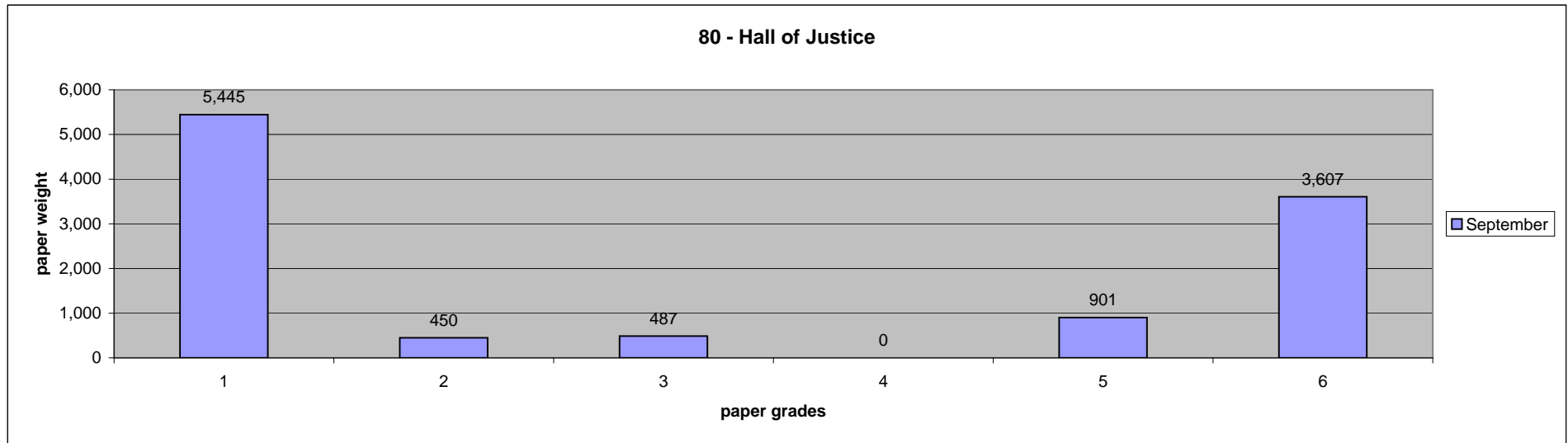
78 - Military Affairs - GL	Total Weight	Corrugated	Mixed Paper	Newspaper	Other	White Ledger
October						
November	181	75	106	0	0	0
December	306	142	96	0	0	68
January	920	150	770	0	0	0
February	282	114	143	0	0	25
March	720	85	563	0	0	72
April	1,453	221	757	0	0	475
May	1,035	177	762	0	0	96
June	835	279	546	0	0	10
July	1,793	657	1,058	0	0	78
August	620	254	366	0	0	0
September	2,009	390	1,619	0	0	0
GRAND TOTALS	10,154	2,544	6,786	0	0	824



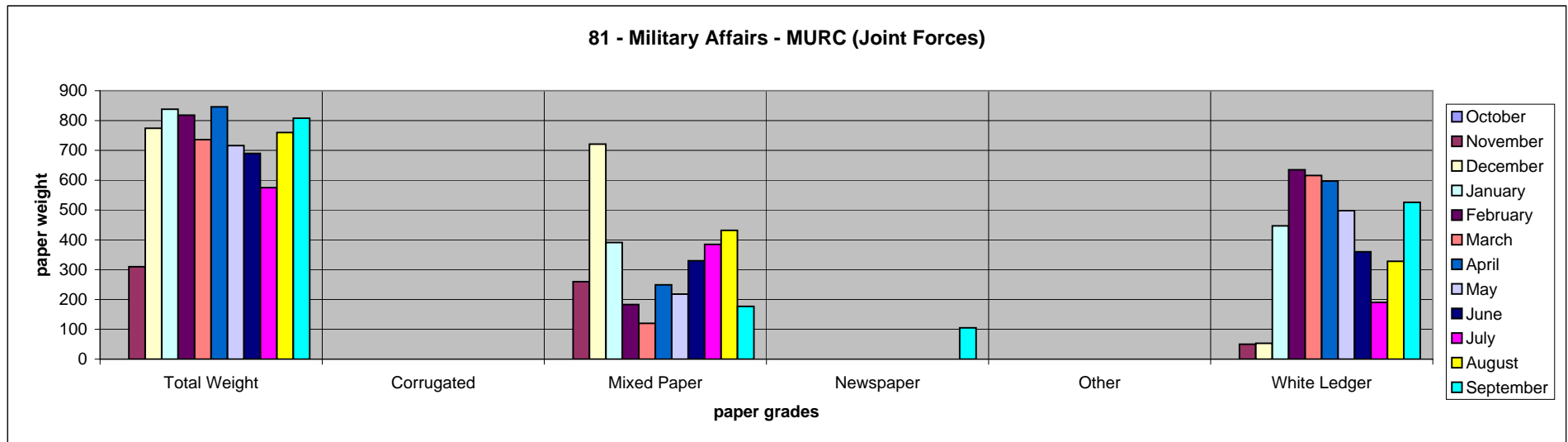
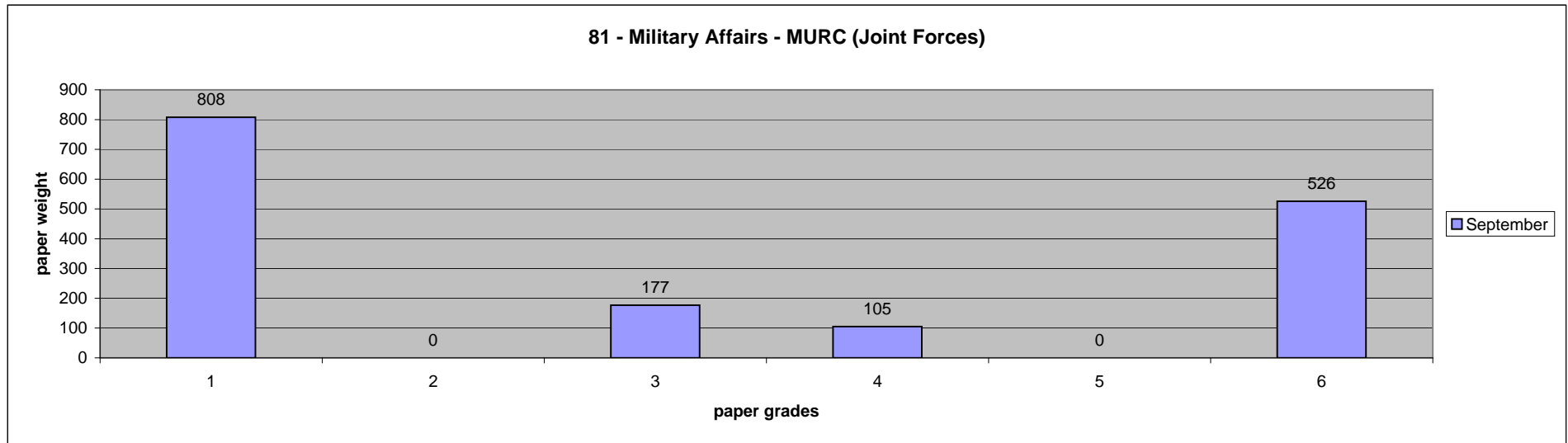
79 - MDOT A&E Garage	Total Weight	Corrugated	Mixed Paper	Newspaper	Other	White Ledger
October						
November						
December						
January	288	288	0	0	0	0
February						
March	324	324	0	0	0	0
April						
May	285	285	0	0	0	0
June						
July						
August	325	325	0	0	0	0
September						
GRAND TOTALS	1,222	1,222	0	0	0	0



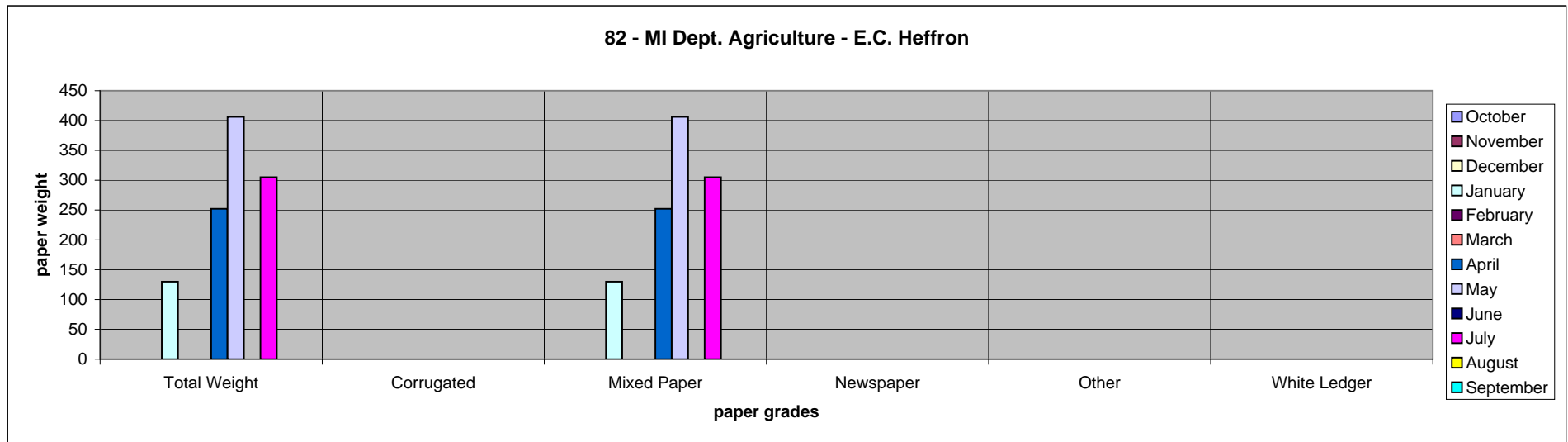
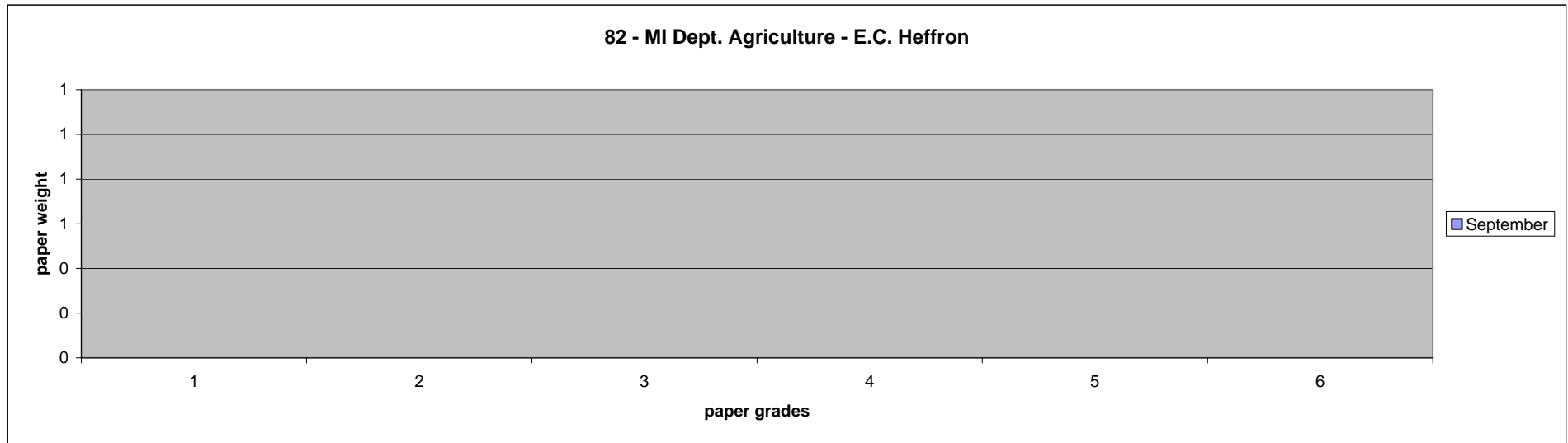
80 - Hall of Justice	Total Weight	Corrugated	Mixed Paper	Newspaper	Other	White Ledger
October						
November						
December	7,188	376	1,878	0	913	4,021
January	6,764	436	2,438	0	1,660	2,230
February	5,300	410	2,191	0	1,367	1,332
March	4,344	395	1,544	0	685	1,720
April	4,245	414	2,478	0	72	1,281
May	6,505	324	2,233	0	2,641	1,307
June	3,830	337	1,561	0	0	1,932
July	4,376	418	2,141	0	0	1,817
August	4,968	200	1,413	0	814	2,541
September	5,445	450	487	0	901	3,607
GRAND TOTALS	52,965	3,760	18,364	0	9,053	21,788



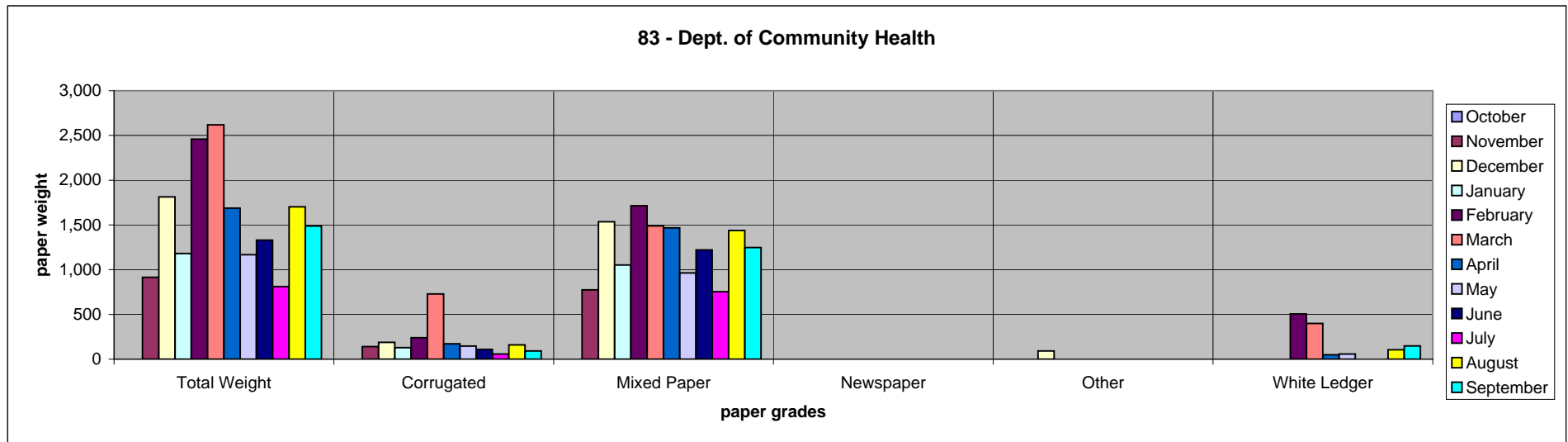
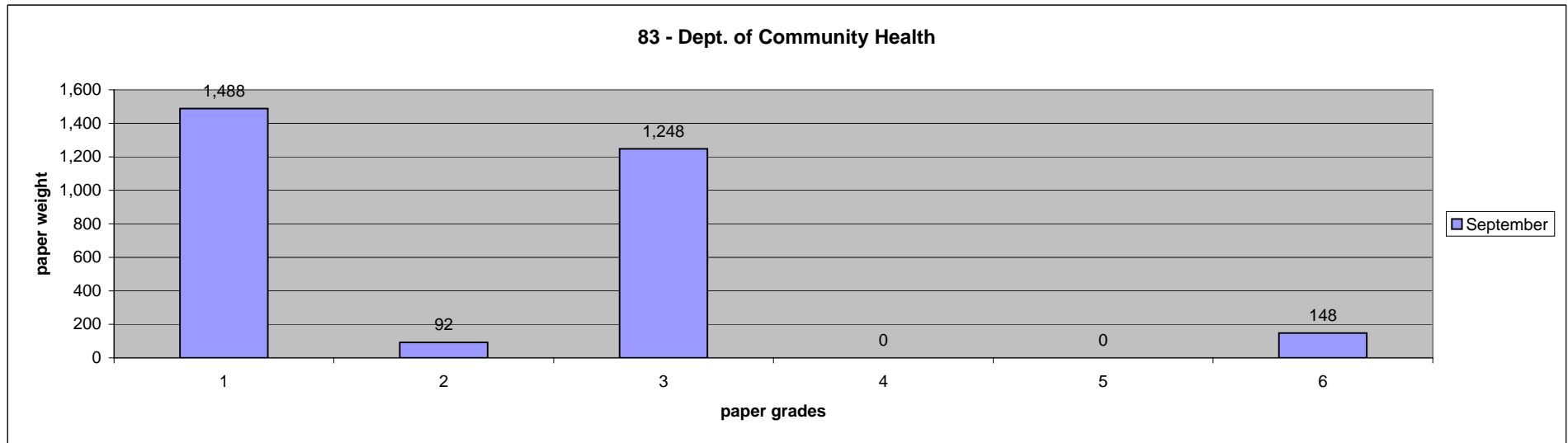
81 - Military Affairs - MURC (Joint Forces)	Total Weight	Corrugated	Mixed Paper	Newspaper	Other	White Ledger
October						
November	310	0	260	0	0	50
December	774	0	721	0	0	53
January	838	0	391	0	0	447
February	818	0	183	0	0	635
March	736	0	120	0	0	616
April	846	0	249	0	0	597
May	716	0	218	0	0	498
June	690	0	330	0	0	360
July	575	0	385	0	0	190
August	760	0	432	0	0	328
September	808	0	177	105	0	526
GRAND TOTALS	7,871	0	3,466	105	0	4,300



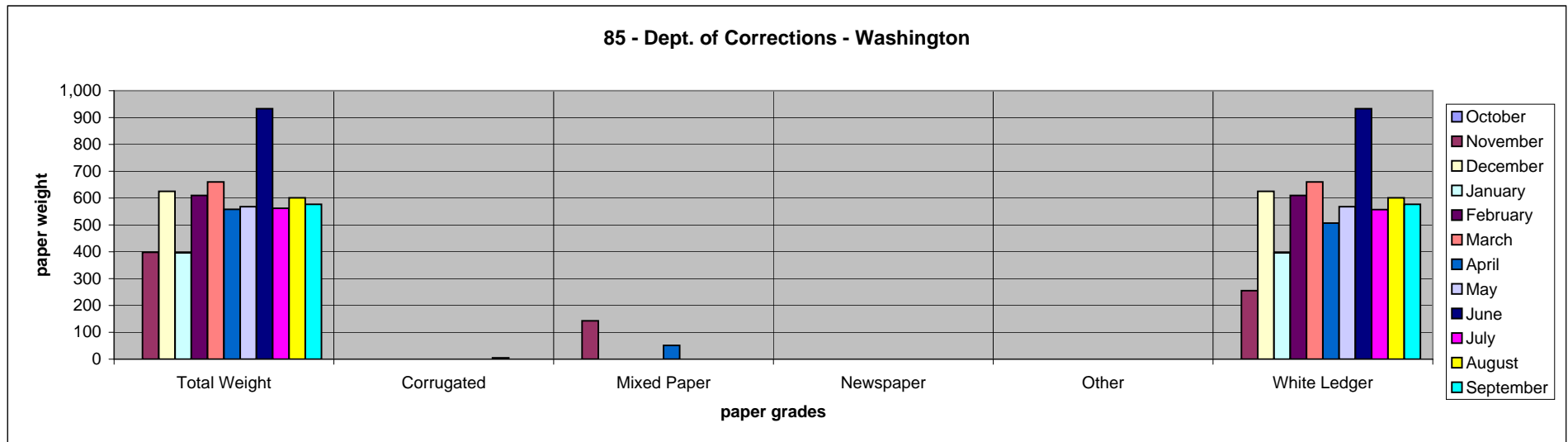
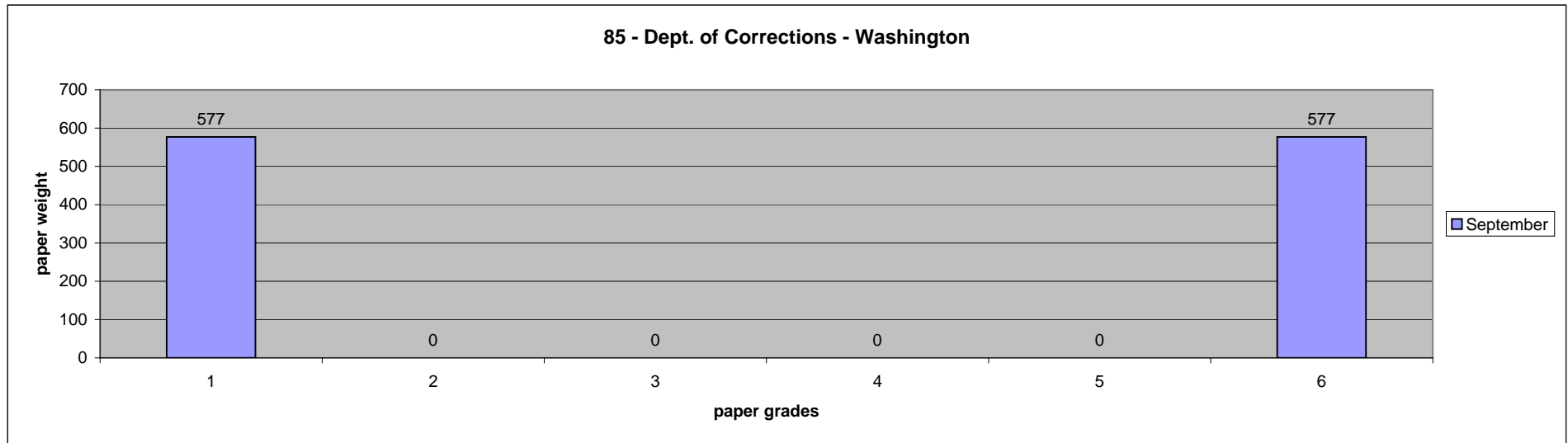
82 - MI Dept. Agriculture -	Total Weight	Corrugated	Mixed Paper	Newspaper	Other	White Ledger
October						
November						
December						
January	130	0	130	0	0	0
February						
March						
April	252	0	252	0	0	0
May	406	0	406	0	0	0
June						
July	305	0	305	0	0	0
August						
September						
GRAND TOTALS	1,093	0	1,093	0	0	0



83 - Dept. of Community Health	Total Weight	Corrugated	Mixed Paper	Newspaper	Other	White Ledger
October						
November	915	141	774	0	0	0
December	1,814	187	1,536	0	91	0
January	1,181	129	1,052	0	0	0
February	2,459	240	1,714	0	0	505
March	2,618	729	1,490	0	0	399
April	1,688	171	1,468	0	0	49
May	1,167	146	964	0	0	57
June	1,330	109	1,221	0	0	0
July	812	58	754	0	0	0
August	1,703	160	1,438	0	0	105
September	1,488	92	1,248	0	0	148
GRAND TOTALS	17,175	2,162	13,659	0	91	1,263

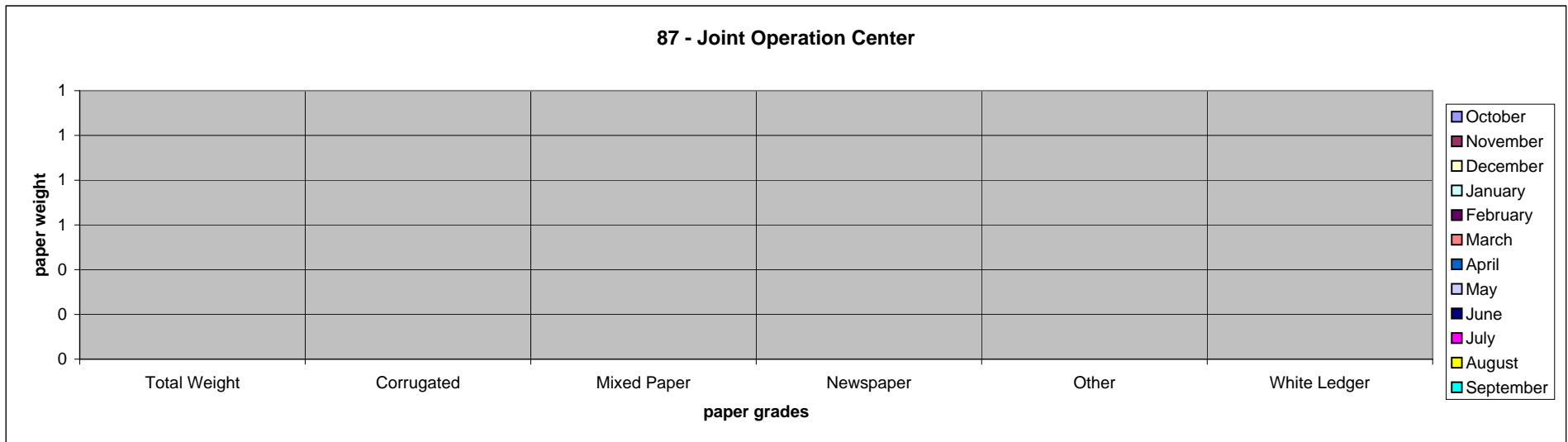
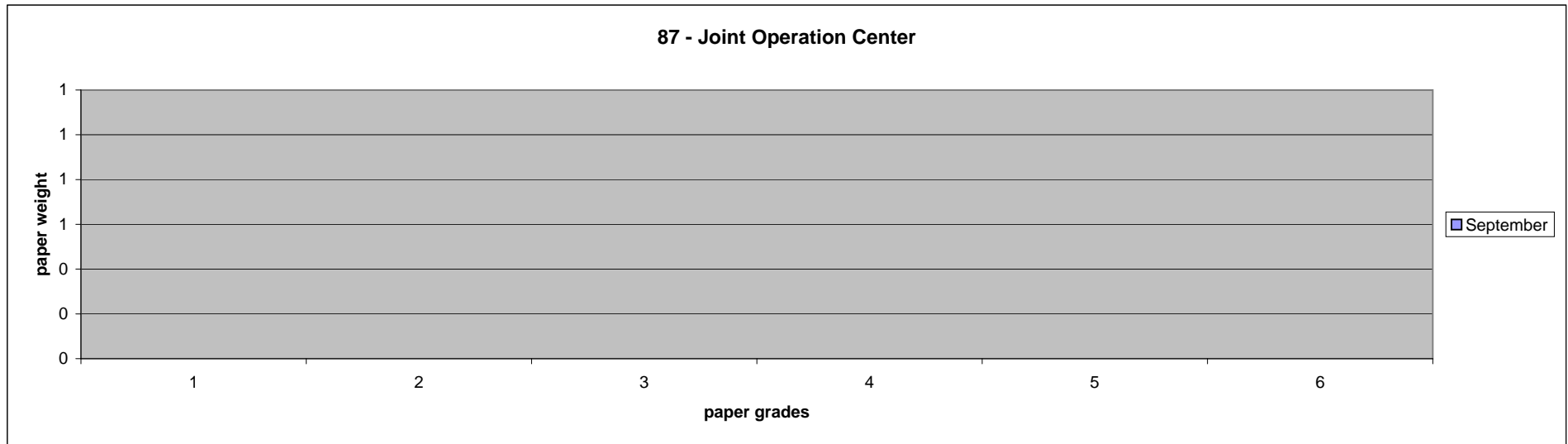


85 - Dept. of Corrections - Washington	Total Weight	Corrugated	Mixed Paper	Newspaper	Other	White Ledger
October						
November	398	0	143	0	0	255
December	625	0	0	0	0	625
January	396	0	0	0	0	396
February	610	0	0	0	0	610
March	660	0	0	0	0	660
April	558	0	51	0	0	507
May	568	0	0	0	0	568
June	933	0	0	0	0	933
July	562	5	0	0	0	557
August	601	0	0	0	0	601
September	577	0	0	0	0	577
GRAND TOTALS	6,488	5	194	0	0	6,289

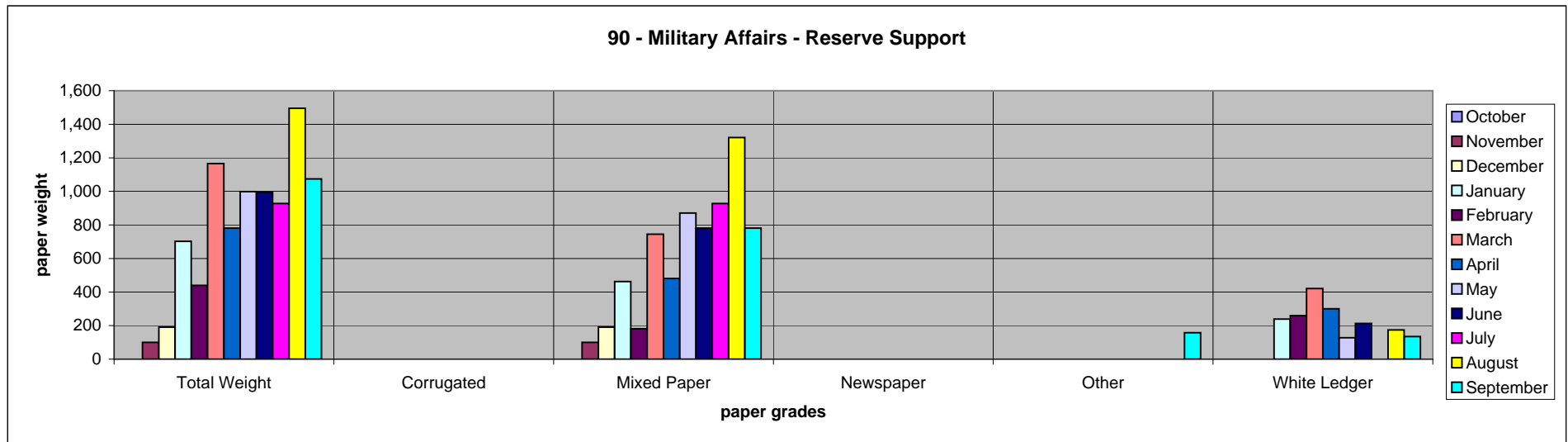
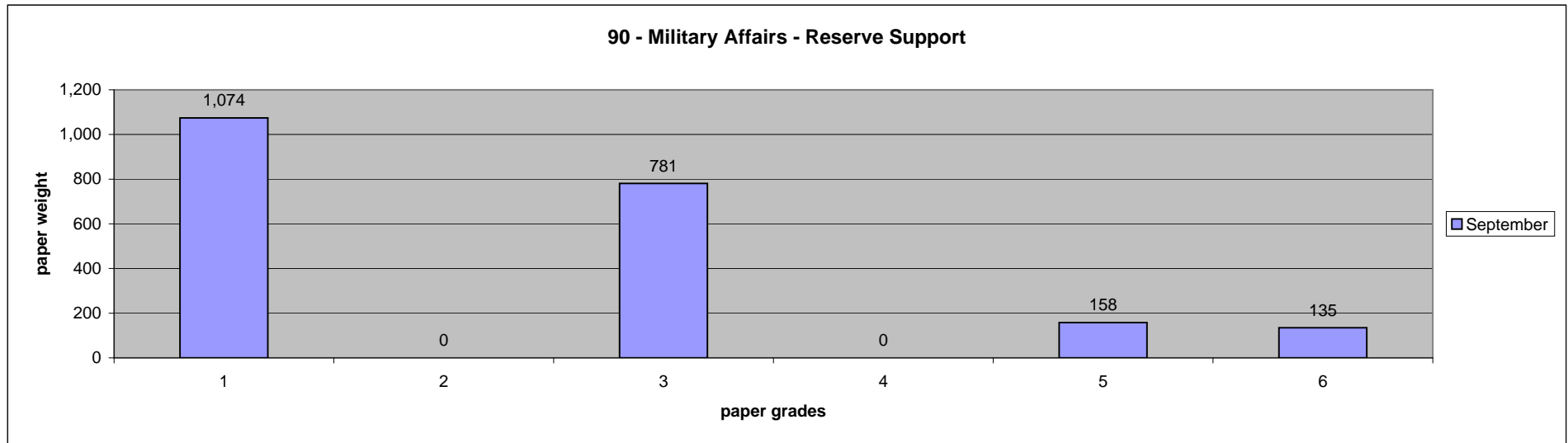




87 - Joint Operation Center	Total Weight	Corrugated	Mixed Paper	Newspaper	Other	White Ledger
October						
November						
December						
January						
February						
March						
April						
May						
June						
July						
August						
September						
GRAND TOTALS	0	0	0	0	0	0



90 - Military Affairs - Reserve Support	Total Weight	Corrugated	Mixed Paper	Newspaper	Other	White Ledger
October						
November	100	0	100	0	0	0
December	191	0	191	0	0	0
January	702	0	463	0	0	239
February	440	0	181	0	0	259
March	1,166	0	745	0	0	421
April	781	0	481	0	0	300
May	999	0	871	0	0	128
June	994	0	781	0	0	213
July	928	0	928	0	0	0
August	1,495	0	1,321	0	0	174
September	1,074	0	781	0	158	135
GRAND TOTALS	8,870	0	6,843	0	158	1,869



91 - Military Affairs - CSMS	Total Weight	Corrugated	Mixed Paper	Newspaper	Other	White Ledger
October						
November	741	0	741	0	0	0
December	669	0	669	0	0	0
January	276	0	276	0	0	0
February						
March	562	0	376	0	0	186
April	675	0	243	0	0	432
May						
June	424	0	337	0	0	87
July	378	0	298	0	0	80
August	331	0	199	0	0	132
September	610	0	297	0	0	313
GRAND TOTALS	4,666	0	3,436	0	0	1,230

