









BOVINE TUBERCULOSIS SURVEY RESULTS

NUMBER

	1975 POSITIVE TB DEER	1
	1994 POSITIVE TB DEER	1
	1995-2006 POSITIVE TB DEER	564
	2007 POSITIVE TB DEER	27
	2000, 2001, 2003 & 2006 POSITIVE ELK	5
	1996-2005 POSITIVE NON-CERVIDS	43
	1997 & 2006 POSITIVE CAPTIVE DEER HERD	2
	1998-2007 POSITIVE BEEF CATTLE HERD	34*
	2000-2007 POSITIVE DAIRY HERD	10*
	2000 POSITIVE CAT	1

*Total includes twice affected farms

-  NEW (2001) DMU 452
-  TB INFECTED COUNTY
-  HYDROLOGY
-  COUNTY LINES
-  HIGHWAYS

