

BUREAU OF FIRE SERVICES

ANNUAL REPORT

(Public Act 207 of 1941)

Fiscal Year 2017



RICK SNYDER
GOVERNOR



SHELLY EDGERTON
DIRECTOR

Table of Contents

State Fire Marshal	1
Mission and Vision	1
State Fire Safety Board	2
About the Bureau	3
Fund Sources	3
Fire Safe Cigarettes	3
Fire Safety Outreach and Communication	3
Bureau Programs	
Plan Review	4-6
Field Services	7-9
Centers for Medicare/Medicaid Services	10
Fireworks Program	11-12
National Fire Incident Reporting System	13-16
Fire Fighter Training Division	17-20
Storage Tank Division	21-24
Michigan Fire Organizations	25
Revenues and Expenses	
Program Operations Revenue	Attachment A
Fireworks Safety Fund Allocations and Expenses	Attachment B

State Fire Marshal

The Michigan state fire marshal is the most senior fire official in the state. In this role, the state fire marshal is responsible for advising the governor and legislature on a wide range of issues relevant to fire safety, including fire prevention and protection. The state fire marshal is also the chief advocate for the fire service community, Michigan citizens, and others affected by the Michigan Fire Prevention Code, [Public Act \(PA\) 207 of 1941](#), and the Firefighters Training Council Act, [PA 291 of 1966](#).

The state fire marshal also serves as the director of the Bureau of Fire Services (BFS) within the Department of Licensing and Regulatory Affairs (LARA). As the director of the bureau, the state fire marshal's primary responsibilities include overseeing fire safety code adoption and enforcement, fire incident data reporting and analysis, fire fighter training, the certification of consumer-grade fireworks, the regulation of aboveground and underground storage tanks, hazardous materials incident responses and public education.

The state fire marshal is also a statutory member, or ex-officio member, of the State Fire Safety Board (SFSB), Fire Fighters Training Council (FFTC), Michigan Homeland Protection Board, State Board of Mechanical Rules, Construction Code Commission (CCC), Electrical Administrative Board, National Fire Protection Association (NFPA), International Code Council (ICC), National Association of State Fire Marshals (NASFM) and has a seat on the State Emergency Operations Center (SEOC).



MISSION

To provide for the protection of persons and property from exposure to the dangers of fire through inspection and fire prevention and to serve the training needs of over 30,000 fire fighters in the state of Michigan.

VISION

The tenacious pursuit of providing a fire safe environment for all firefighters and citizens in the state of Michigan.

State Fire Safety Board

The State Fire Safety Board (SFSB) was established through [PA 207 of 1941](#), as amended. Its mission is the protection of life and property from fire, smoke, hazardous materials and fire related panic in public facilities in cooperation with the state fire marshal, the BFS and related organizations throughout the state.

Pursuant to [Section 29.3c\(6\) and 29.3c\(8\)](#) of PA 207, the SFSB serves as the administrative hearing body on decisions made by the state fire marshal and the BFS concerning the interpretation and/or application of the fire safety rules affecting the construction, operation and maintenance of state-regulated facilities. Written requests for an appeal include:

- A copy of the variance request sent to BFS
- A copy of the bureau's letter of denial
- A concise statement of the reason(s) the bureau's application or interpretation of the rule that should be modified

Upon receipt, the state fire marshal examines the appeal request to determine the appropriate jurisdiction and whether the information provided meets the requirements of the Act. If the information provided complies with PA 207, the SFSB will act as a hearing body in accordance with the Administrative Procedures Act, PA 306 of 1969. After a hearing, the SFSB may vary the application of the rule or may modify the ruling or interpretation of the state fire marshal. A decision of the SFSB to vary the application of a rule shall specify the variation or change made, the conditions upon which it is made, and the reasons for the variation or change.

Pursuant to the [Fireworks Safety General Rules](#), R29.2922, effective March 20, 2014, the SFSB also reviews decisions of the state fire marshal regarding violation citations or civil infraction penalties or fines related to consumer fireworks. Written requests for appeal must:

- Be received within 28 calendar days of the issuance of the state fire marshal's final review decision.
- The board can only conduct a technical review of the state fire marshal's final review decision based upon the administrative record.

Name:	Term Expires:	Representing:
Artman, Lynn	7/15/19	Professional Engineers
Bulson, Julie	7/15/20	Hospital Administrations
Enkemann, John, Vice Chair	7/15/19	Registered Architects
Green, Jeffrey A.	7/15/20	Fire Department Upper Peninsula
Haley, Lindsey	7/15/21	Owners of Adult Foster Care Facilities
Jensen, Mark	7/15/20	Liquefied Petroleum or
Kerr, Tina	7/15/21	School Board Members/Administrato
Korte, Paul R.	7/15/21	Nursing Home Industry
Lenaghan, Andrew, Chair	7/15/19	Fire Departments in the Lower Peninsula
Letts, Kenneth	7/15/21	Flammable Liquids Industry
Morris, Jeramie	7/15/20	Chemical Manufacturing
Piche, Dave R.	7/15/19	Fire Departments Lower Peninsula
Powers, Michael W.	7/15/20	Licensed Electrical Contractors
Renneberg, Kassandra	7/15/19	Persons who own a place of Public
Sabin, Ron	7/15/20	Fire Departments in the Lower Peninsula
Sehlmeyer, Kevin, Ex-Officio	Serves at the pleasure of the Governor	State Fire Marshal
Williams, Robert	7/15/21	Building Trades

About the Bureau

The BFS was established under [PA 207 of 1941](#), the Michigan Fire Prevention Code. The Act mandates the state fire marshal and the bureau serve as the focal point for matters relating to fire safety in the state of Michigan. The bureau has a staff of approximately 70 employees and includes the following four main divisions: Program Services, Specialty Programs, Fire Fighter Training and Storage Tanks.

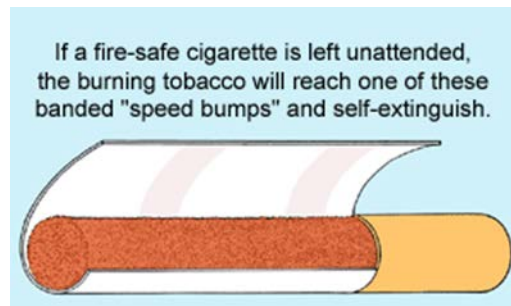
Fund Sources

FUND SOURCES THAT SUPPORT BFS OPERATIONS
DOT - Hazardous Materials Training and Planning
DHS - Fire Training Systems
HHS - Medicare, Certification of Health Care Providers and Suppliers
EPA - Underground Storage Tanks
Aboveground Storage Tank Fees
Fire Alarm Fees
Fire Safety Standard and Enforcement Fund
Fire Service Fees
Fireworks Safety Fund
Liquor Purchase Revolving Fund
Refined Petroleum Fund
Underground Storage Tank Fees
General Fund/General Purpose

Fire Safe Cigarettes

The [Fire Safety Standard and Firefighters Protection Act, Public Act 56 of 2009](#), provides for the regulation of the sale and distribution of reduced ignition propensity cigarettes, otherwise known as fire safe cigarettes. Discarded smoking materials are the second leading cause of home fire-related death and injuries in the United States.

In FY17, a total of 14 fire safe cigarette brands and 80 associated brand styles were certified and/or recertified.



Fire Safety Outreach and Communication

Fire prevention and public safety is a top priority of the state fire marshal. Public awareness about fire safety is addressed year round through a series of seasonal [public service announcements](#), TV and radio interviews, and [news releases](#). These announcements and interviews focus on cooking safety during the holidays, camp fire safety, firework safety, flammable and unapproved refrigerants in home air conditioning systems, grilling safety; fire safety in dormitories and university housing; and the importance of having and maintaining smoke alarms.

Plan Review

Plan Review Division: The Plan Review staff perform construction plan reviews of all new construction, additions or remodeling of state-regulated facilities pursuant to [PA 368 of 1978](#), as amended (Public Health Code), [PA 207 of 1941](#), [PA 218 of 1979](#) (Adult Foster Care Facility Licensing Act), [PA 116 of 1973](#) (Child Care Organizations) and [PA 256 of 2011](#) (Michigan Fireworks Safety Act).

Construction Plan Review Types:

- Architectural Plans and Specifications
- Site Plan Drawings
- Shop Drawings
 - Fire Alarm
 - Fire Suppression
 - Hood Suppression
 - Clean Agent Suppression
 - Door Locking
- Modification Requests
- Consultations



Project Superintendents/Specialists: Plan review superintendents and/or project specialists are subject matter experts in the interpretation of the fire safety rules. They analyze and evaluate plans and specifications, shop drawings and modification requests based upon a thorough review of construction documents to assure compliance with Michigan's fire safety laws, rules, life safety codes and national standards. Once the review has been completed, the plan review superintendents/specialists either accept or reject the proposed construction documents based upon their findings.

Plan review superintendents/specialists also provide formal training and assistance to concerned parties such as architects, engineers, contractors and facility owners as well as other state and federal agencies concerning acceptable compliance with the fire safety rules. They also provide technical guidance for decisions concerning rule promulgation and the

formulation of BFS procedures. They may also provide an analysis of new products, construction and testing methods to determine acceptability in state-regulated facilities.

BFS Certification:

Though PA 144 of 1982, which amended the [Michigan Fire Prevention Code, PA 207 of 1941, MCL 29.3c \(5\)](#) the bureau was given the authority to promulgate rules for the certification of both fire alarm and fire suppression firms in the state of Michigan who perform the following:



- Installation, modification, or documentation of a fire suppression system
- Installation, modification, or documentation of a fire alarm system
- Perform testing, servicing, inspections or maintenance that has not been exempted by the rules
- Submit drawings, plan or specifications of a fire alarm and/or fire suppression system for bureau approval

The bureau was also given the authority to oversee the certification of said firms and its qualifying persons. Oversight and certification is provided by the bureau through the Plan Review Division specialist.

Total BFS Certifications **FY17**

200 Fire Alarm Firms

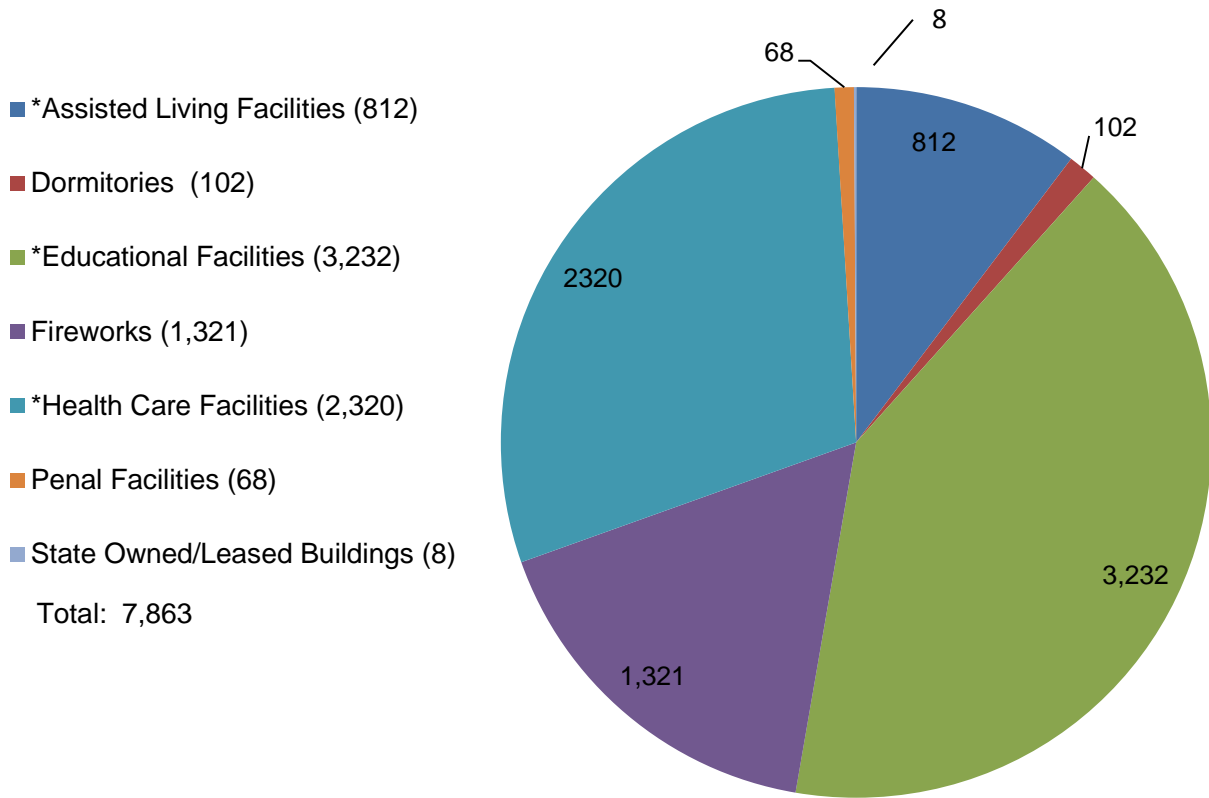
**285 Qualifying Persons for
Fire Alarm Firms**

182 Fire Suppression Firms

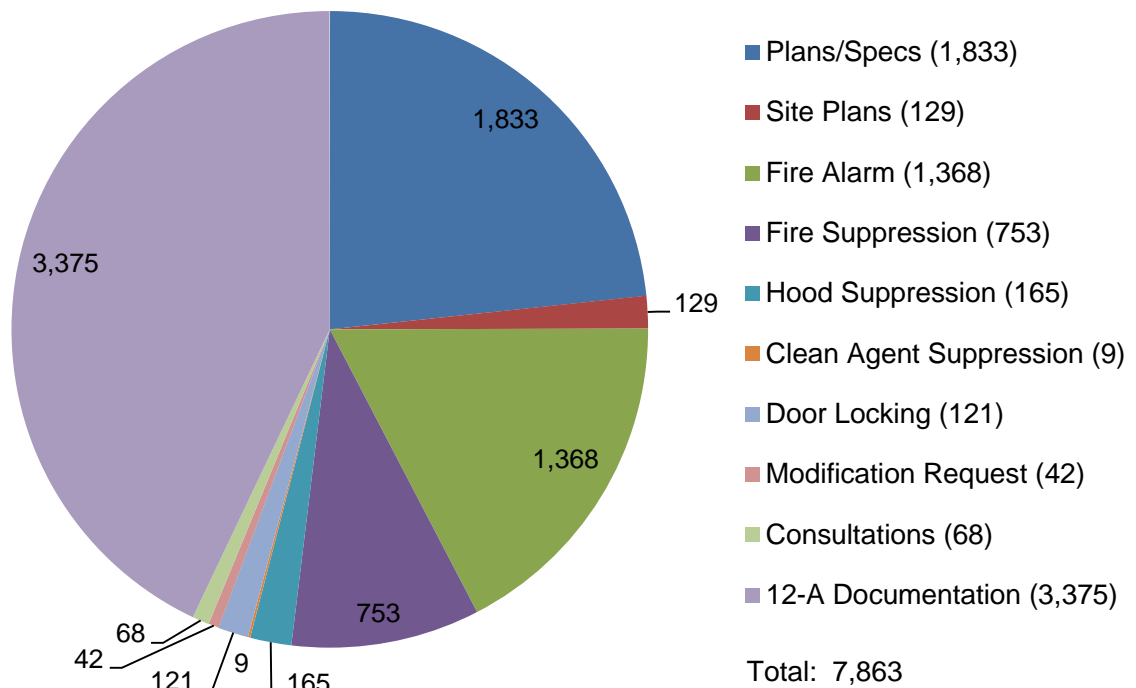
**249 Qualifying Persons for
Fire Suppression Firms**

Plan Review

FY17 Plan Reviews by Facility Type



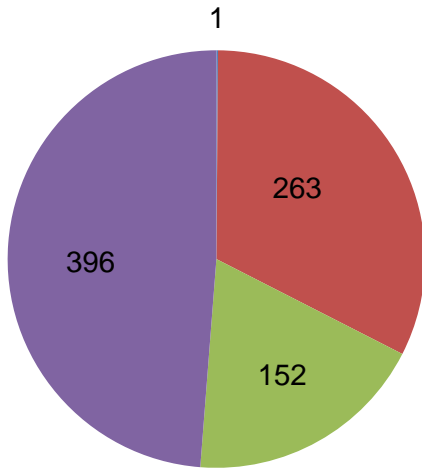
FY17 Plan Reviews by Review Type



Plan Review

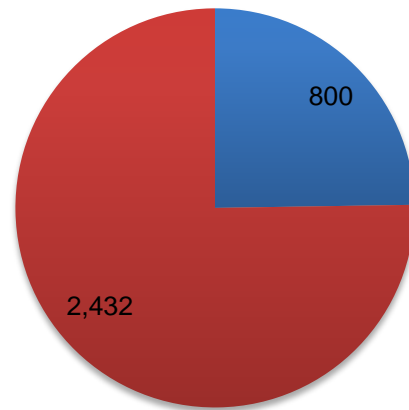
FY17 Plan Reviews for Assisted Living Facilities

- Adult Foster Care Congregate (1)
- Adult Foster Care Large (263)
- Adult Foster Care Small (152)
- Homes for the Aged (396)

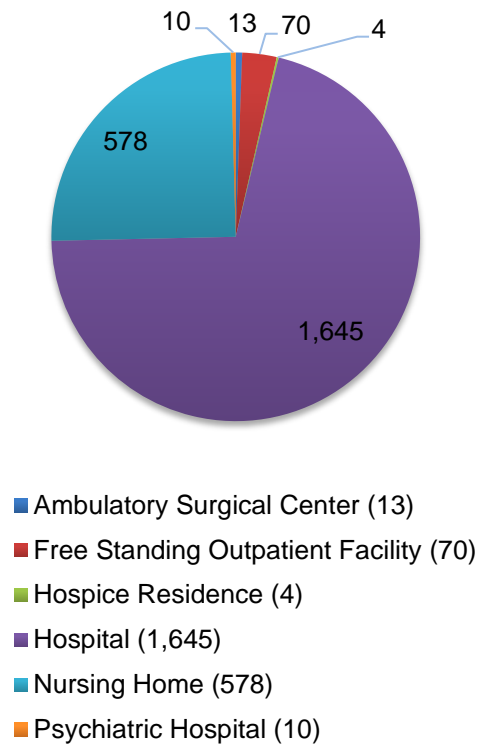


FY17 Plan Reviews for Educational Facilities

- Universities/Colleges (800)
- Charter/K-12 Schools (2,432)



FY17 Plan Reviews for Health Care Facilities



Field Services

Field Services:

The staff of the Field Services Division seeks to ensure that fire-safe conditions are maintained in state-regulated facilities through the inspection of all new construction, additions or remodeling projects.



While conducting a project inspection, fire marshal inspectors survey and inspect for proper installation and maintenance of fire protection features, such as fire alarm and detection systems, fire suppression systems, fire separation and fire barriers/compartments, means of egress, interior finish and emergency power.

Fire marshal inspectors also conduct annual inspections in state-regulated facilities as required by licensing requirements. Through annual inspection the fire marshal inspector is able to provide an ongoing evaluation of the effectiveness of applicable fire safety laws and codes. When code-related problems are identified, recommendations may be made through the SFSB to update relevant statutes and fire codes.

Fire marshal inspectors also respond and investigate reported incidents at state-regulated facilities. In FY17, fire marshal inspectors investigated 125 incidents.

State-Regulated Facilities:

- Assisted Living Facilities:
 - Adult Foster Care (AFC) Homes - Congregate
 - AFC (7-12 and 13-20 residents)
 - Homes for the Aged (HFA)
- Consumer Fireworks Retail Sales (CFRS) Facilities
- Dormitories
- Educational Facilities:
 - Charter and K-12 Schools
 - Colleges and Universities (public and private)
- Health Care Facilities:
 - Ambulatory Surgical Centers (ASC)/Freestanding Surgical Outpatient Facilities (FSOF)
 - Hospice Facilities
 - Hospitals
 - Psychiatric Hospitals
- Penal Facilities
- Places of Public Assemblage (churches, halls, theaters, restaurants, libraries, malls, stores, and museums)
- State Owned/Leased Buildings

Note: Nursing home inspections transferred to the Bureau of Community and Health Systems (BCHS) in FY15.

Assisted Living Facilities: Inspections of AFC and HFA Facilities are done prior to issuance of an initial license and annually thereafter. In FY17, a total of 2,129 annual fire safety inspections were done in addition to 469 project inspections in AFC and HFA homes throughout the state.

Consumer Fireworks Retail Sales Facilities: Inspections are conducted for all certified CFRS facilities to verify compliance with code regulations. In FY17, BFS fire marshal inspectors conducted 957 project inspections between May and early July. During these months, fire marshal inspectors work diligently to ensure the applicant is able to open for business.

Fire marshal inspectors also investigate complaints for code violations or for the illegal sales of fireworks. In FY17, fire marshal inspectors responded to 11 complaints concerning fireworks facilities, made 5 enforcement patrol stops and issued 11 citations.

FY17 CFRS Inspections

957 Project Inspections

16 Complaints/Patrol

11 Citations Issued

38 Violations Identified

Dormitories: Students going off to college face many new challenges and are placed in new environments that must be provided with adequate levels of fire safety. In FY17, fire marshal inspectors conducted 74 inspections for new construction, additions and/or remodeling of dormitories, both public and private.

Educational Facilities:

Students whether by reason of age or the high concentration within a relatively small area, must be provided a safe environment. To ensure that these areas provide an adequate level of fire safety, fire safety inspections are conducted on all new construction, additions and remodeling of all educational facilities, including charter and K-12 schools, colleges and universities both public and private. During FY17, field services inspected 2,152 projects and 39 school safety inspections in these facility types.



Field Services

Health Care Facilities: Occupancies of these facilities are generally not capable of self-preservation or evacuation in the event of a fire or other emergency and therefore, are built to specific level of resistance to fire. In FY17, Field Services inspected 802 new constructions, additions and remodeling of existing facilities as well as 629 annual and/or federal inspections of all licensed health care facilities in accordance with state rules for licensing and compliance with federal certification (CMS) rules.



Penal Institutions: Fire inspectors conducted 15 fire safety inspections of all inmate-occupied facilities including new construction, additions, and remodeling of state and local correctional facilities in Michigan in FY 17.

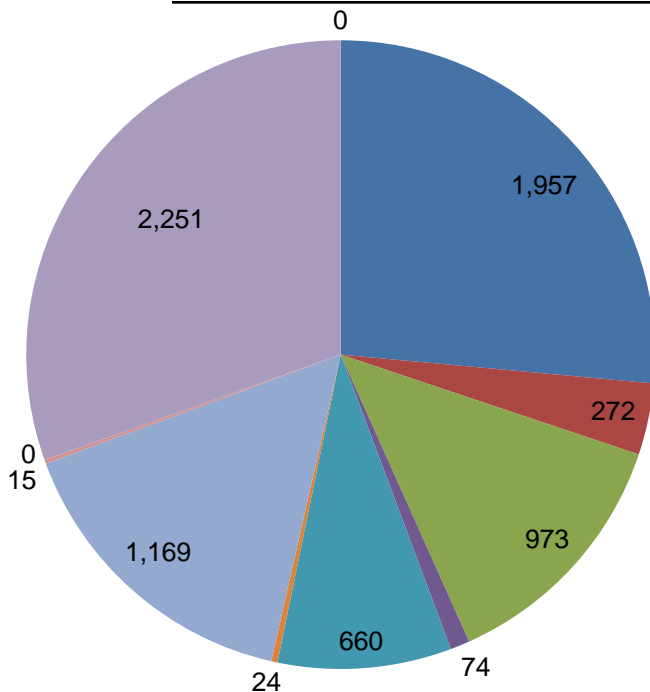
Places of Public Assemblage: The Office of the Auditor General (OAG) conducted a Performance Audit of the bureau and their report of April 2014 found:

- The bureau did not ensure places of public assembly obtained certification of maximum capacity and compliance with the Fire Prevention Code prior to establishment or operation.
- The bureau did not ensure that it conducted annual fire safety inspections of all places of public assemblage and did not seek amendatory legislation regarding the inspection of places of public assemblage according to [MCL 29.21c](#) and [MCL 29.21d](#) of the Fire Prevention Code which requires annual inspections of places of public assemblage. These include churches, halls, theaters, restaurants, libraries, malls, stores, and museums.

The state fire marshal continues to research possible solutions to address this deficiency. However, a lack of appropriations prevents this program from being implemented.

State Owned/Leased Buildings: Field Services did not conduct inspections of new construction, addition and remodeling of existing state owned or leased buildings in FY17.

FY17 Inspections by Facility Type



- AFC (1,957)
 - ASC/FSOF (272)
 - Consumer Fireworks (973)
 - Dormitories (74)
 - HFA (660)
 - Hospice (24)
 - Hospitals (1,169)
 - Penal Facilities (15)
 - Public Assemblage (0)
 - Schools (2,251)
 - State Buildings (0)
- Total: 7,395

*Incident inspections included.

Centers for Medicare and Medicaid Services

CMS Life Safety Code Training Courses: The federal register for the Centers for Medicare and Medicaid Services (CMS) administration certification monitors contract compliance of the state contractor for the qualified fire inspector program, and is the fire safety authority for rule interpretation and technical application for this program. The state agencies are to ensure that surveyors are trained to survey for all regulatory requirements and have the necessary skills to perform the survey.

Staff Training: Per the State Operations Manual (SOM) 4003.2A, all state agency health care facility surveyors must successfully complete the basic life safety course within the first year of employment and other specified training as necessary and required by the federal government.

Principles of Documentation (POD): This training provides guidance on how to structure a written deficiency statement, including legal aspects of the statement of deficiencies and documenting necessary information to support the determination of non-compliance.

Basic Life Safety Code: The Basic Life Safety Code (LSC) course is required for all new LSC survey staff that will be performing CMS LSC surveys within the first year of employment. This training covers the adopted standard NFPA, Life Safety Code, 2000 Edition, and any survey and certification formal guidance issued by CMS (POD is a prerequisite of this course).

Fire/Smoke Zone Evaluation Worksheet/Health Care: Fire/Smoke zone evaluation worksheet/health care is required for any LSC surveyor who will conduct or review a Fire/Smoke Zone Evaluation using NFPA 101A, which is an alternative approach or an equivalency to meeting requirements of the LSC (Basic LSC is a prerequisite of this course).

National Fire Protection Association 99 - Health Care Facilities: NFPA 99 is a mandatory reference document required by the LSC. It addresses life safety requirements of complex issues such as electrical systems, generators, medical gases, hyperbaric chambers, laboratories and flammable anesthetizing locations in health care facilities.

CMS directs activities relative to the Medicare/Medicaid (MM) funding provided to state licensed and federally certified health care facilities in the state of Michigan. Health care facilities include nursing homes, hospital long term care units, county medical care facilities, hospitals, critical access hospitals, psychiatric hospitals, freestanding surgical outpatient facilities and hospice residences.

CMS develops national policies and procedures, which support and assure effective state program administration and beneficiary protection. CMS develops, interprets and applies specific laws, regulations and policies, and directly governs the operation and management of the M/M Program providing assistance to the state agency (SA). CMS measures the performance of the SA to improve the quality of the operations.

BFS conducts LSC surveys on behalf of the CMS as prescribed in the Code of Federal Regulation (CFR) for M/M funding and an interagency agreement with the Bureau of Health Care Services. Effective October 2014, the agreement was changed to have all LSC survey authority for long-term care facilities (nursing homes) transferred to the BCHS along with four BFS fire inspectors. BFS retained the responsibility for all other health care facilities including hospitals and hospice residences.

It is also the responsibility of the state agency to assist facilities under special circumstances where justification in the form of a waiver, temporary waiver or equivalency concept, could be applied and approved to continue funding if the waiver of such unmet provisions would not adversely affect the health and safety of the residents. It would be the responsibility of the state agency to monitor the progress/milestones of the corrective action along with additional safety measures put in place during the waiver period and to report these findings to CMS.

For FY17, BFS conducted 15 recertification surveys for health care facilities that were not accredited; four (4) validation surveys on behalf of CMS to verify that the accrediting bodies were effectively enforcing CMS program requirements; and one (1) complaint inspections.



Fireworks Program

In December 2011, Gov. Rick Snyder signed the [Michigan Fireworks Safety Act, P.A. 256 of 2011](#), the Michigan Fireworks Safety Act, which allows the sale and use of consumer-grade fireworks in Michigan. Consumer-grade fireworks, labeled 1.4G fireworks, are those that leave the ground and contain higher levels of explosive mixture than low-impact fireworks-ground-based devices containing 500g or less of explosive mixture that have long been legal for sale and use in Michigan. Examples of consumer-grade fireworks include bottle rockets, roman candles and firecrackers.

According to the Michigan Fireworks Safety Act, [MCL 28.462, Section 12](#), prohibits a person from ignition, discharge, or use of consumer fireworks on public property, school property, church property, or the property of another person without express permission. State law makes it illegal to sell consumer-grade fireworks to minors and to discharge both consumer-grade and low-impact fireworks when intoxicated or under the influence of a controlled substance. When fire-related incidents involve consumer, low impact, or illegal fireworks resulting in property damage, injury or death of another person, individuals are subject to being convicted of a misdemeanor or felony punishable by imprisonment of not more than 15 years and fines of up to \$10,000 or both, depending upon the severity of the crime.



A local unit of government cannot enact an ordinance, code, or regulation pertaining to or in any manner regulating the sale, display, storage, transportation, or distribution of consumer-grade fireworks, but can enact an ordinance regulating the ignition, discharge, and use of consumer grade fireworks anytime other than the day before, day of and day after a national holiday.

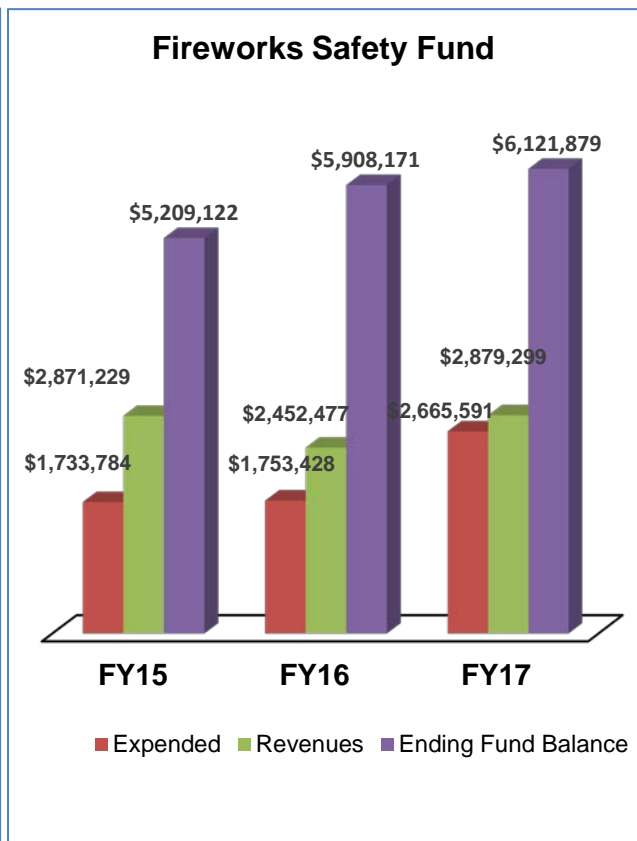
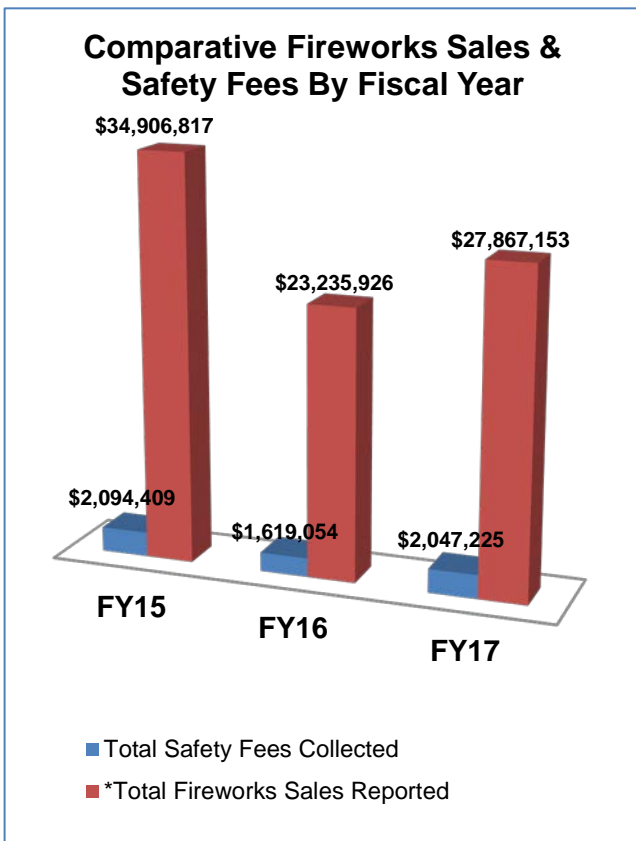
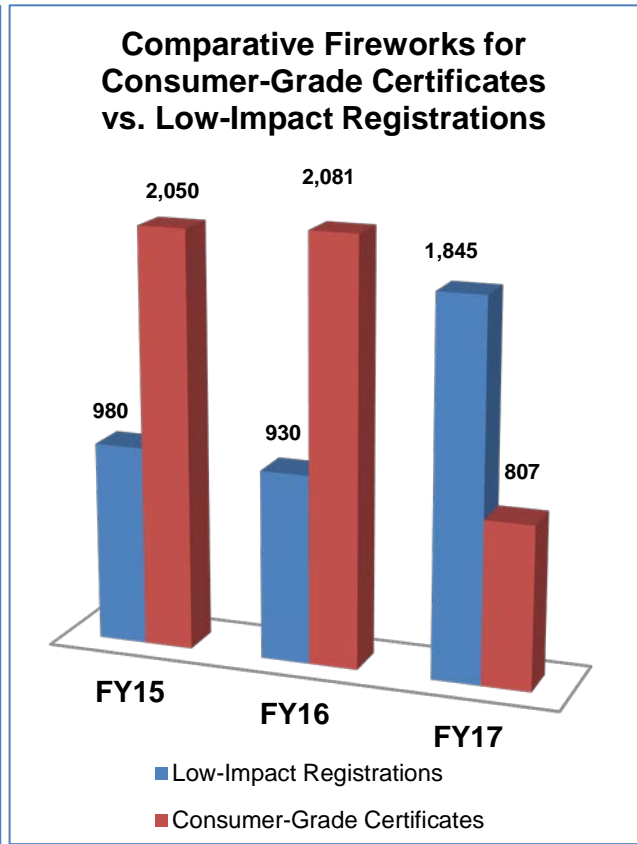
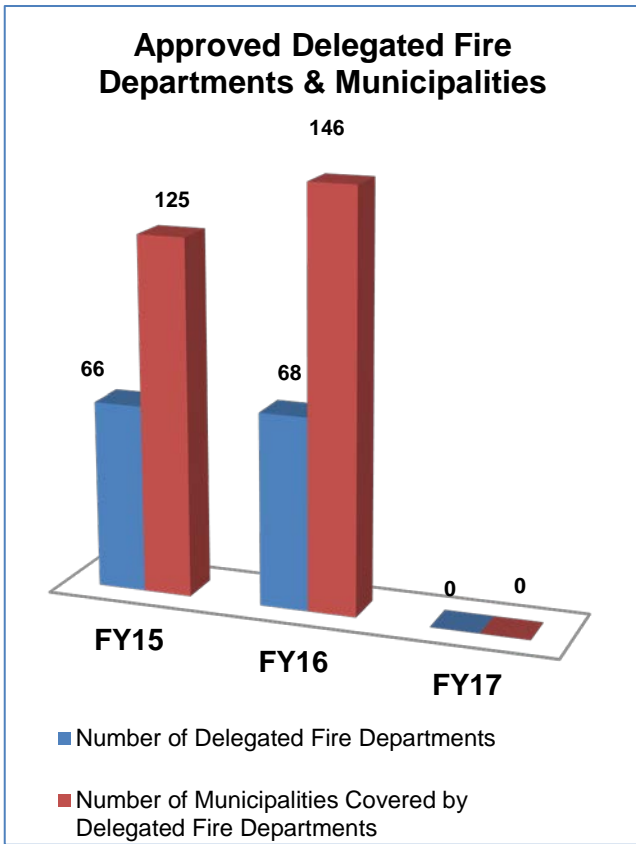
Although PA 256 of 2011, [MCL 28.461, Section 11\(5\)](#) and [MCL 28.469, Section 19](#) allows for LARA to delegate inspection duties under this Act to one (1) or more local units of government/governing body (city, village or township) to carry out inspections for approved fireworks facilities in their jurisdiction, the bureau did not delegate inspections in FY17 due to the implementation of a new software program.



The Michigan Fireworks Safety Act 256 of 2011 regulates the purchase, possession, sale and use of certain fireworks in the state. The bureau's current staff administers the provisions of this law. The Michigan Fireworks Safety Act through the Fireworks Safety Fund now provides a funding source for fire fighter training in the state which previously was legislatively supported but never funded. Prior to 2011 there was minimal funding available to the 83 counties to deliver training to firefighters. Currently, \$2 million dollars is allocated for disbursement to the 83 counties according to the formula in PA 291 of 1966, [MCL 29.374, Section 14\(2\)](#). State-funded training dollars are moving directly to local fire departments and helping to alleviate their financial shortcomings for training operations. Funds will be distributed under the policies and procedures of the BFS and the Michigan Fire Fighters Training Council (FFTC).



Fireworks Program



**The sales amounts are an estimate based on actual revenue transactions posted to the State accounting system and does not reflect additional sales where the permanent sites may keep 1% of the sales fee for processing efforts.*

National Fire Incident Reporting System



Pursuant to the Fire Prevention Code, [PA 207 of 1941](#), [MCL 29.4](#) and [MCL 29.5g](#) require the chief of each organized fire department in Michigan to file a complete incident report with the BFS. The BFS requires the use of National Fire Incident Reporting System (NFIRS).

To understand the cause of fires in Michigan, develop new strategies to combat fire issues and fire prevention, it is important to have complete, reliable data for all fire incidents in Michigan.

Through the provision of an automated reporting system, the state fire marshal, the BFS, and local fire departments are able to ensure accurate data and documentation of fire department fire activities. However, the data obtained is only as accurate as what the local fire departments report.

Out of the 1,029 departments in the state 870 (85 percent) reported their fire data into the NFIRS system. BFS is continually working to assist fire departments to report their data on all fires, hazardous materials incidents, civilian injuries and deaths, fire service staff injuries and deaths associated with fire, whether during a response or not.

2017 STATISTICS

\$415,874,731 property and content loss

\$ 1,565 arson fires

\$ 3,070 suspicious fires

\$ 1,635 cooking fires

\$ 107 heating fires

13,523 structure fires

8,386 other/outside

5,319 mobile fires

FY17 Top Six Areas of Origin in Residential Fires

Kitchen: 1,635 fires, 7 deaths and 106 injuries
Living Room: 387 fires, 12 deaths and 23 injuries
Bedroom: 600 fires, 7 deaths and 62 injuries
Garage: 586 fires, 4 deaths and 14 injuries
Laundry: 360 fires, 0 deaths and 12 injuries
Basement: 72 fires, 0 deaths and 1 injury



National Fire Incident Reporting System

FY17 Arson/Suspicious Fires by County

As reported by Michigan fire departments participating in the fire incident reporting system (NFIRS).

Please Note: Counts do not include mutual aid or exposures.

County	*Total All	Property/Contents	Arson	Suspicious	% Determined	Total \$ Loss	% of \$ Loss	Arson/Suspicious	Arson/Suspicious
	Fires	\$ Loss for All Fires	Fires	Fires	Arson/Suspicious	Arson/Suspicious	Arson/Suspicious	Civilian Deaths	Civilian Injuries
01-Alcona	25	\$ 227,700	0	1	4%	-	-	0	0
02-Alger	7	\$ 1,500	-	-		-	-	-	-
03-Allegan	240	\$ 2,414,220	14	36	21%	\$ 650,600	27%	2	1
04-Alpena	66	\$ 3,704,100	5	7	19%	\$ 3,293,250	89%	0	0
05-Antrim	46	\$ 1,512,200	-	-	-	-	-	-	-
06-Arenac	45	\$ 628,450	1	7	18%	\$ 300,000	50%	1	0
07-Baraga	2	\$ -	-	1	-	-	-	-	-
08-Barry	159	\$ 2,837,751	7	8	10%	\$ 700,052	25%	0	0
09-Bay	315	\$ 3,747,525	18	30	14%	\$ 2,128,381	57%	0	1
10-Benzie	16	\$ 10,000	-	-	-	-	-	-	-
11-Berrien	610	\$ 4,387,956	48	32	14%	\$ 1,169,100	27%	0	1
12-Branch	169	\$ 1,913,846	8	4	8%	\$ 474,100	25%	0	0
13-Calhoun	519	\$ 2,187,530	35	46	16%	\$ 458,600	21%	0	1
14-Cass	203	\$ 1,355,075	20	6	13%	\$ 263,250	20%	0	0
15-Charlevoix	40	\$ 2,285,600	0	1	3%	\$ 23,000	1%	0	0
16-Cheboygan	48	\$ 710,200	3	0	7%	\$ 2,500	1%	0	0
17-Chippewa	69	\$ 1,000,350	2	4	9%	\$ 192,750	20%	1	2
18-Clare	140	\$ 4,724,500	2	25	20%	\$ 985,250	21%	0	0
19-Clinton	138	\$ 1,015,258	15	2	13%	\$ 164,000	17%	0	0
20-Crawford	97	\$ 2,403,700	2	0	2%	\$ 2,147,000	90%	0	0
21-Delta	93	\$ 2,345,560	6	6	13%	\$ 683,600	3%	0	0
22-Dickinson	49	\$ 713,500	5	3	17%	\$ 703,100	99%	1	2
23-Eaton	254	\$ 4,557,330	18	17	14%	\$ 810,950	18%	1	2
24-Emmet	71	\$ 19,045,200	4	7	16%	\$ 18,839,200	99%	0	0
25-Genesee	1,450	\$ 26,622,465	153	173	23%	\$ 12,446,516	47%	12	12
26-Gladwin	75	\$ 1,143,201	2	9	76%	\$ 863,200	76%	0	0
27-Gogebic	2	\$ -	-	-	-	-	-	-	-
28-Grand Traverse	138	\$ 1,638,735	10	20	62%	\$ 1,015,400	62%	0	0
29-Gratiot	148	\$ 1,233,400	16	22	25%	\$ 315,300	25%	0	1
30-Hillsdale	89	\$ 1,143,550	1	7	6%	\$ 66,000	6%	0	1
31-Houghton	36	\$ 657,050	4	1	87%	\$ 566,500	87%	0	0
32-Huron	55	\$ 783,600	5	5	91%	\$ 713,550	91%	0	0
33-Ingham	772	\$ 5,852,025	24	89	40%	\$ 2,314,050	40%	0	3
34-Ionia	180	\$ 1,916,208	9	10	25%	\$ 480,600	25%	0	0
35-Iosco	63	\$ 1,155,930	3	9	73%	\$ 838,180	73%	1	1
36-Iron	39	\$ 214,700	0	3	1%	\$ 1,000	1%	0	0
37-Isabella	174	\$ 1,510,016	16	15	17%	\$ 252,710	17%	0	0
38-Jackson	424	\$ 3,242,959	36		39%				
39-Kalamazoo	657	\$ 6,204,280	31	58	35%	\$ 2,176,504	35%	2	1
40-Kalkaska	49	\$ 215,200	6	5	16%	\$ 33,000	16%	1	0
41-Kent	1,450	\$ 15,067,923	54	72	23%	\$ 3,391,803	23%	0	0
42-Keweenaw	4	\$ 500	-	-	-	-	-	-	-

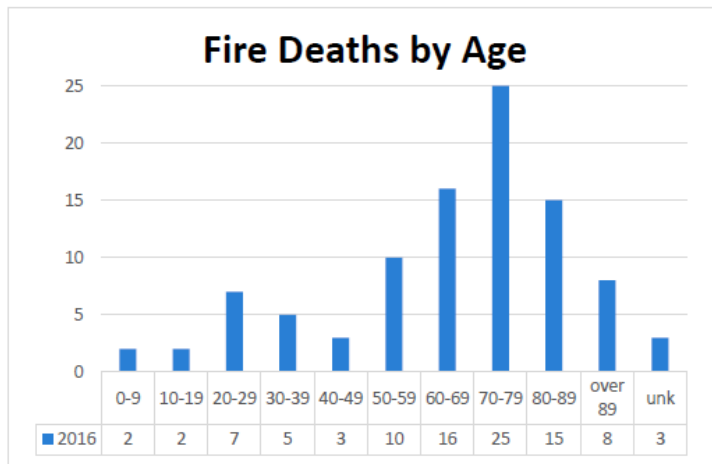
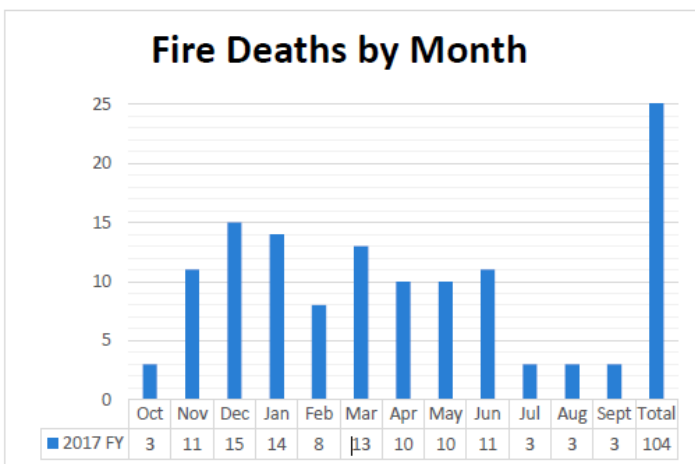
National Fire Incident Reporting System

County	*Total All	Property/Contents	Arson	Suspicious	% Determined	Total \$ Loss	% of \$ Loss	Arson/Suspicious	Arson/Suspicious
	Fires	\$ Loss for All Fires	Fires	Fires	Arson/Suspicious	Arson/Suspicious	Arson/Suspicious	Civilian Deaths	Civilian Injuries
43-Lake	38	\$ 561,360	3	4	90%	\$ 503,000	90%	0	1
44-Lapeer	201	\$ 3,566,825	6	9	13%	\$ 456,500	13%	3	0
45-Leelanau	56	\$ 1,432,165	5	2	93%	\$ 1,321,525	93%	2	0
46-Lenawee	292	\$ 3,692,189	30	23	14%	\$ 490,201	14%	0	2
47-Livingston	384	\$ 14,195,303	15	9	3%	\$ 377,600	3%	1	3
48-Luce	-	-	-	-	-	-	-	-	-
49-Mackinac	17	\$ 674,000	0	1	6%	\$ 60,000	9%	1	0
50-Macomb	1,583	\$ 30,746,428	49	162	14%	\$ 10,225,249	34%	3	1
51-Manistee	45	\$ 274,303	1	1	5%	\$ 209,400	77%	0	0
52-Marquette	88	\$ 1,227,400	6	4	12%	\$ 157,350	13%	0	0
53-Mason	71	\$ 2,564,340	2	5	10%	\$ 2,425,130	95%	0	0
54-Mecosta	131	\$ 461,150	12	13	19%	\$ 160,200	35%	0	0
55-Menominee	63	\$ 829,000	2	6	13%	\$ 524,100	64%	0	1
56-Midland	192	\$ 3,206,750	11	12	12%	\$ 608,500	19%	0	10
57-Missaukee	42	\$ 845,535	3	1	10%	\$ 743,000	88%	0	0
58-Monroe	342	\$ 15,595,451	16	43	18%	\$ 3,890,734	25%	0	0
59-Montcalm	211	\$ 4,077,750	31	11	20%	\$ 2,127,500	53%	2	0
60-Montmorency	42	\$ 233,700	0	2	5%	\$ 200	0%	0	0
61-Muskegon	639	\$ 8,048,478	30	55	14%	\$ 1,935,066	24%	1	4
62-Newaygo	86	\$ 818,554	9	8	20%	\$ 733,552	90%	0	0
63-Oakland	2,534	\$ 49,657,775	58	182	10%	\$ 21,903,920	45%	3	17
64-Oceana	66	\$ 177,650	1	14	23%	\$ 80,000	45%	0	0
65-Ogemaw	34	\$ 307,100	1	4	15%	\$ 123,600	41%	0	0
66-Ontonagon	5	\$ -	-	-	-	-	-	-	-
67-Osceola	69	\$ 308,400	4	3	11%	\$ 112,400	37%	0	0
68-Oscoda	50	\$ 19,000	-	-	-	-	-	-	-
69-Otsego	54	\$ 1,128,800	1	3	8%	\$ 75,000	7%	0	0
70-Ottawa	415	\$ 10,929,123	18	22	10%	\$ 2,760,800	26%	1	0
71-Presque Isle	36	\$ 1,185,300	0	1	3%	\$ 1,080,200	92%	1	0
72-Roscommon	52	\$ 674,875	1	3	8%	\$ 309,000	46%	0	0
73-Saginaw	823	\$ 2,497,299	100	95	24%	\$ 762,696	31%	1	1
74-St Clair	427	\$ 3,065,271	24	40	15%	\$ 482,050	16%	0	1
75-St Joseph	69	\$ 638,760	6	2	12%	\$ 58,500	10%	0	0
76-Sanilac	58	\$ 1,054,850	3	1	7%	\$ 961,600	92%	0	0
77-Schoolcraft	16	\$ 291,300	2	1	19%	\$ 186,200	64%	0	0
78-Shiawassee	140	\$ 2,890,950	3	8	8%	\$ 475,000	17%	0	0
79-Tuscola	153	\$ 2,140,250	10	1	8%	\$ 4,000	1%	0	0
80-Van Buren	294	\$ 4,556,905	16	14	11%	\$ 952,000	21%	0	0
81-Washtenaw	747	\$ 8,796,970	36	69	14%	\$ 3,908,795	45%	22	22
82-Wayne	7,123	\$ 94,599,272	458	1,482	28%	\$ 42,726,734	46%	0	3
83-Wexford	102	\$ 2,545,650	9	13	22%	\$ 1,951,350	77%	0	3
Totals	27,016	\$ 412,846,974	1,565	3,070	18%	\$ 165,325,648	40%	63	98
					(State Average)		(State Average)		

National Fire Incident Reporting System

2017 FY Michigan Civilian Fatal Fires

	Total Fire Deaths					Residential Smoke Alarm Use in Fatal Fires					
		Commercial	Vehicle	Other or Unknown	Residential	Number of Residential Fires	No Alarms or Unknown	Alarm Present	Alarm Did Not Alert	Alarm Alerted	Alarm Operation Unknown
October	3	1		1	1	1	1				
November	11		4	2	5	5	5				
December	15	2	3		10	10	7	3	1	2	
January	14	1	3	1	9	9	6	3	1	2	
February	8	1		1	6	6	5	1		1	
March	13				13	13	10	3	3		
April	10	1	1		8	8	7	1		1	
May	10		3	1	6	6	6				
June	11		1		10	10	10				
July	3				3	3	3				
August	3				3	3	2	1		1	
September	3				3	3	3		2	1	
Totals **	104	6	15	6	77	77	65	12	7	8	



As reported by Michigan Fire Departments, received through September 2017. Compiled by the Bureau of Fire Services **Incomplete pending receipt of outstanding fatal reports

Fire Fighter Training Division

The Fire Fighter Training Division (FFTD) serves the training needs of the state's 1,029 fire departments and 31,541 fire fighters. They are split into two categories: paid career (7,886), part-paid/non-paid volunteer (23,655).



RESPONSIBILITIES OF THE FFTD

To prepare and publish standards with due consideration to varying factors and special requirements of organized fire departments in the following areas:

- Prepare and publish training standards
- Establish instructor qualifications and certification
- Establish courses of study
- Evaluate qualifications and certify instructors
- Develop and administer certification examinations for new fire fighters
- Develop/provide electronic forms of video display to assist in the training of fire fighters
- Establish regional training centers to assist with fire fighter training
- Cooperate with state, federal and local agencies for training of fire fighters
- Issue certificates of training and maintain individual training records

SERVICES PROVIDED BY FFTD

Mandatory Fire Fighter Testing: [PA 291 of 1966](#), as amended, requires new fire fighters to pass a certification exam. An exam is administered at the conclusion of each Fire Fighter I, Firefighter II and Firefighter I & II program. The council, upon the request of an organized fire department, shall administer the examination in each county at least once every year.

Curriculum: The FFTD maintains a menu of more than 50 courses ranging from basic fire fighter training to administrative level courses for fire officers. If courses meeting Michigan's needs are available commercially or from the National Fire Academy, they are given first consideration.

Driver Training: Pursuant to the Michigan Vehicle Code, [PA 300 of 1949](#), [MCL 257.312\(e\) \(11\)](#), exempts a fire fighter operating an authorized emergency vehicle who has met the driver training standards published under PA 291 of 1966 Fire Fighters Training Council Act, MCL 29.361 to 29.377. This is of significant benefit to all fire departments.

Certified Instructors: The FFTD certifies and maintains a list of approximately 1,500 instructors who are certified to instruct FFTD courses. They contract with the county training committees, regional training centers and individual fire departments. There are certified instructors in every county in the state to accommodate delivery of training.

Instructor Liability: Public Act 456 of 1988 grants immunity to FFTD certified, approved and contracted instructors for tort damages caused by ordinary instructor negligence. This vital component of the fire training system is reliant upon the participation of the FFTD.

Allocation of County Training Funds: Pursuant to PA 291 of 1966, [MCL 29.374\(2\)](#); at the beginning of the state's fiscal year, each county training committee is notified of their annual training allocation based on their 70 percent of county population and 30 percent of square miles within the county.

Record Keeping: Certificates of training and state certification for fire fighters and fire service instructors are issued upon successful completion of the requirements established by the FFTD. Since October 1, 1996 an electronic record has been maintained of all training an individual receives through the FFTD. Prior to that time, only records of Fire Fighter I & II, Driver Training and Fire Officer I, II and III certifications were maintained physically.

HOW PROGRAMS AND SERVICES ARE DELIVERED

The state fire marshal is responsible for statewide implementation and administration of the Fire Fighters Training Council Act, [PA 291 of 1966](#), MCL 29.369, Section 9(1), as amended. This position is also responsible for program administration, personnel management, fund disbursement, complaint investigations and represents the BFS at various meetings and functions.

Fire Fighter Training Division

Curriculum Specialist (VACANT): This position is responsible for curriculum services and has the following responsibilities:

- Directs evaluation, implementation and maintenance of curriculum
- Directs evaluation, implementation and maintenance of testing
- Directs development/procurement and distribution of training materials
- Directs field administration of FFTD programs and services
- Directs management of the FFTD's records database
- Conducts train-the-trainer programs for instructors
- Serves as liaison to National Fire Academy
- Grant writing

Region Coordinators: The state is divided into two (2) regions and has a region coordinator overseeing each region. Region 1 consists of 55 counties and is based in Escanaba; Region 2 has 28 counties and is based in Lansing. Each region coordinator has the following responsibilities:

- Oversees the evaluation of instructors and training classes
- Recommends the establishment of training classes
- Approves contracts for funded classes
- Oversees administration of fire fighter certification examinations
- Provides technical direction and assistance regarding training, testing and certification
- Assists with train-the-trainer programs
- Assists with curriculum development
- Assists with development and revision of policies and procedures



Training Coordinators (TC): The FFTD has 19 TC (*contract employees*), each assigned to a region, to assist with regional delivery of programs and services. Contract TCs must be a FFTD-certified instructor with a minimum of 10 years fire service experience preferred. TCs receive an hourly rate of pay. Training coordinators receive their work assignments from the region coordinator. Each TC has the following responsibilities:

- Provides assistance regarding training, testing and certification.
- Evaluates instructors and classes.
- Proctors fire fighter and fire service instructor certification exams.

County Training Committees (CTC): The FFTD oversees CTCs in each of the 83 counties to assist with the delivery of

training. CTC's are structured to represent the fire departments and fire service organizations within the county. The CTCs are of critical importance to BFS. Each CTC provides the following services:

- Surveys county training needs
- Schedules and coordinates training
- Authorizes expenditure of FFTD allocated county training funds
- Disseminates training information

Regional Training Centers: There are 17 regional training facilities that are approved. Each RTC delivers training to meet the needs of individuals, local fire departments and county training committees. They are:

- Baker College of Jackson
- Delta College
- Detroit Fire Department Academy
- Grand Rapids Department Fire Academy
- Kalamazoo Valley Community College
- Kirtland Community College
- Lake Superior State University
- Lansing Community College
- Macomb Community College
- Northern Michigan Regional Training Center
- Northwest Regional Training Center
- Oakland County Community College
- Schoolcraft College
- St. Clair Community College
- VanBuren Technology Center
- Wayne County Community College
- West Michigan Regional Training Center

FY17 Training Summary		
Course Type:	Courses Completed:	Student Count:
Firefighter	242	2,632
Vehicle & Apparatus	180	2,396
Hazardous Materials	84	1,476
Fire Officer	355	4,904
Instructor Development	90	1,174
Fire Service Non-Curriculum	186	4,590

Fire Fighter Training Division

GRANTS

The FFTD applies for grants for the training needs of firefighters as they become available.

Hazardous Materials Emergency Preparedness Grant: This funding comes from a Hazardous Materials Emergency Preparedness Department of Transportation grant to provide hazardous materials training to firefighters. This funding is to be used for hazardous materials operations and/or NIMS ICS for the fire service courses only. The FFTD is a sub-grantee for this Department of Transportation grant.

DHS/NFA State Training Grant Assistance: This funding may ONLY be used for state/local partner sponsored 2-day, 6-day and 10-day off campus courses and state fire training office approved courses.

Assistance to Firefighters Grant (AFG): The bureau received an AFG grant in April of 2017, for \$500,000.00 to develop and implement an online electronic testing system that integrates with the current records management system (SMOKE). This will enhance delivery of the examinations as well as provide increased data reporting capabilities.

The fire service consists of 1,029 fire departments throughout the state of Michigan, which are staffed by either volunteer-part paid or non-paid and career. The situation is further exacerbated due to large turnover with this group, placing additional demand on the state and local resources.

Michigan Fire Fighters Training Council

The Michigan Fire Fighters Training Council (MFFTC) was established by Public Act 291 of 1966. The governor appoints six of the seven Council members and the state fire marshal is an ex-officio member. Council members represent the following organizations:



NAME	TERM	ORGANIZATION
Brian Blomstrom	12/31/18	Michigan Fire Service Instructors Association
Timothy James, Chair	12/31/18	Michigan Association of Fire Chiefs
Chad Tackett	12/31/18	Michigan Association of Fire Chiefs
Joel Hondorp	12/31/18	Michigan Municipal League & Michigan Townships
Aileen Pettinger	12/31/18	Michigan Professional Fire Fighters Union
Terrence Blackmer	12/31/18	Michigan State Fireman's Association
Kevin Sehlmeier	Pleasure of Governor	State Fire Marshal, Ex-Officio Member

Fire Fighter Training Division

Certified Fire Inspector (CFI) Training Program: The CFI training program provides extensive fire code enforcement training for Michigan fire inspectors. Certified fire inspectors are required to be recertified every three years. The section is responsible for coordination, in conjunction with an external committee of nationally recognized fire inspectors, of a certified fire inspectors training program developed by the NFPA. The section is also responsible for maintaining records and approving courses for fire inspector recertification.

This certification program utilizes the [National Fire Protection Association \(NFPA\)](#) Fire Inspector I certification process to certify fire inspectors in Michigan. The program is based on the job performance requirements of NFPA 1031. Applicable sections were utilized in the development of section 6, Continuing Education.

Certification Requirements: State-certified fire inspectors (SCFI) must earn a minimum of 10 continuing education points per year and a total of 60 points during the three-year recertification period. Inspectors entering the cycle at a point less than three years will be prorated in accordance with the existing certification cycle. Continuing education points may be obtained by participating in approved educational activities, where the primary objective is to increase the professional competence of fire inspectors. The activity must be an organized activity directly related to the practice of fire and life safety or the duties of a fire inspector. Continuing education points are earned by one hour spent in training toward continuing education requirements, excluding time spent for lunches, breaks, or other non-training functions.

BFS continues to work very closely with the Michigan fire service to update fire inspectors on pertinent issues relative to fire and life safety.

To qualify for certification as a certified fire inspector, an applicant shall have met all of the following requirements pursuant to the [Fire Inspector Certification Administrative Rules, R29.502:](#)

- Be at least 18 years of age or older.
- Have graduated from an accredited high school or have received a general education development test certificate from the Department of Education.
- Be able to read and write in English.
- Be of good moral character. For purposes of this rule, a conviction of a misdemeanor or felony, which involves theft, dishonesty or false statement, shall be considered an indication that a person is not likely to serve in a fair, honest and open manner.
- Have not been convicted of any

misdemeanor or felony reasonably related to, the person's ability to perform as a fire inspector.

- Achieve a score of 75 percent or better on each examination described in R29.503.
- Maintain employment by a governmental agency as a fire inspector supervisor, or a fire inspector conducting fire inspections for not less than four hours per week.
- Hold an NFPA fire inspector I certification, or the equivalent, as determined by the Bureau of Fire Services in consultation with the State Fire Safety Board.

This program is designed to certify those individuals who wish to obtain state certification as a fire inspector and/or obtain delegation of authority to conduct fire safety inspections on behalf of the state fire marshal in state-regulated facilities pursuant to [Public Act 207 of 1941](#), as amended, the Michigan Fire Prevention Code. This program does not prohibit a city, village or township fire department from employing persons who are not state certified as fire inspectors to conduct fire inspections under the locally adopted fire code.



Storage Tank Division

During FY17, the Storage Tank Division has continued to enforce policies, procedures and enforcement activities with the goal of creating a customer service model. Some examples of recent changes and continued efforts include:

- Implemented a new database system
- Continue to provide training for staff for effectively enforcement processes
- Continue to red-tag facilities for failure to meet the statutory requirements
- Schedule stakeholder meetings as necessary
- Develop a priority list for inspectors to improve efficiency
- Implemented systems to eliminate the backlog of re-inspections

In FY17 there were:
6,736 UST facilities, 17,588 tanks
3,814 AST facilities, 7,360 tanks

With a continued effort to ensure inspections are statutorily met, the Storage Tank Division continues to meet the needs of its customers while still maintaining the visions and goals of the bureau.

Michigan Storage Tank Rules



The Storage Tank Division enforces five different administrative rules. The following UST/AST systems that require plan reviews and inspections are:

- Regulates underground storage tanks
- Gas stations
- Trucking companies
- Generator tanks
- Any petroleum or hazardous substance tank more than 110 gallons (Note: Farm or residential tanks below 1,100 gallons are exempt)



FL/CL Rules (NFPA 30, 30a, 31, 37) Flammable and Combustible Liquids

Regulates the installation of new aboveground storage tank (AST) systems containing petroleum and other substances with a flash point less than 200 degrees Fahrenheit and also maintains the certification of new and existing ASTs, containing a liquid with a flash point less than 200 degrees Fahrenheit.



CNG Rules (NFPA 52) Compressed Natural Gas

Regulates the installation of new Compressed Natural Gas (CNG) Vehicular Fuel Systems. The BFS-STD also maintains the certification of all CNG systems that operate in this state.



LPG Rules (NFPA 58) Liquefied Petroleum Gas

Liquefied Petroleum Gas containers (tanks) with a capacity of more than 2,000 gallons or has two or more tanks with an aggregate capacity of 4,000 gallons. LPG Container filling locations regardless of size.



Hydrogen Rules (NFPA 50A 50B) Liquefied Hydrogen and Gaseous Hydrogen

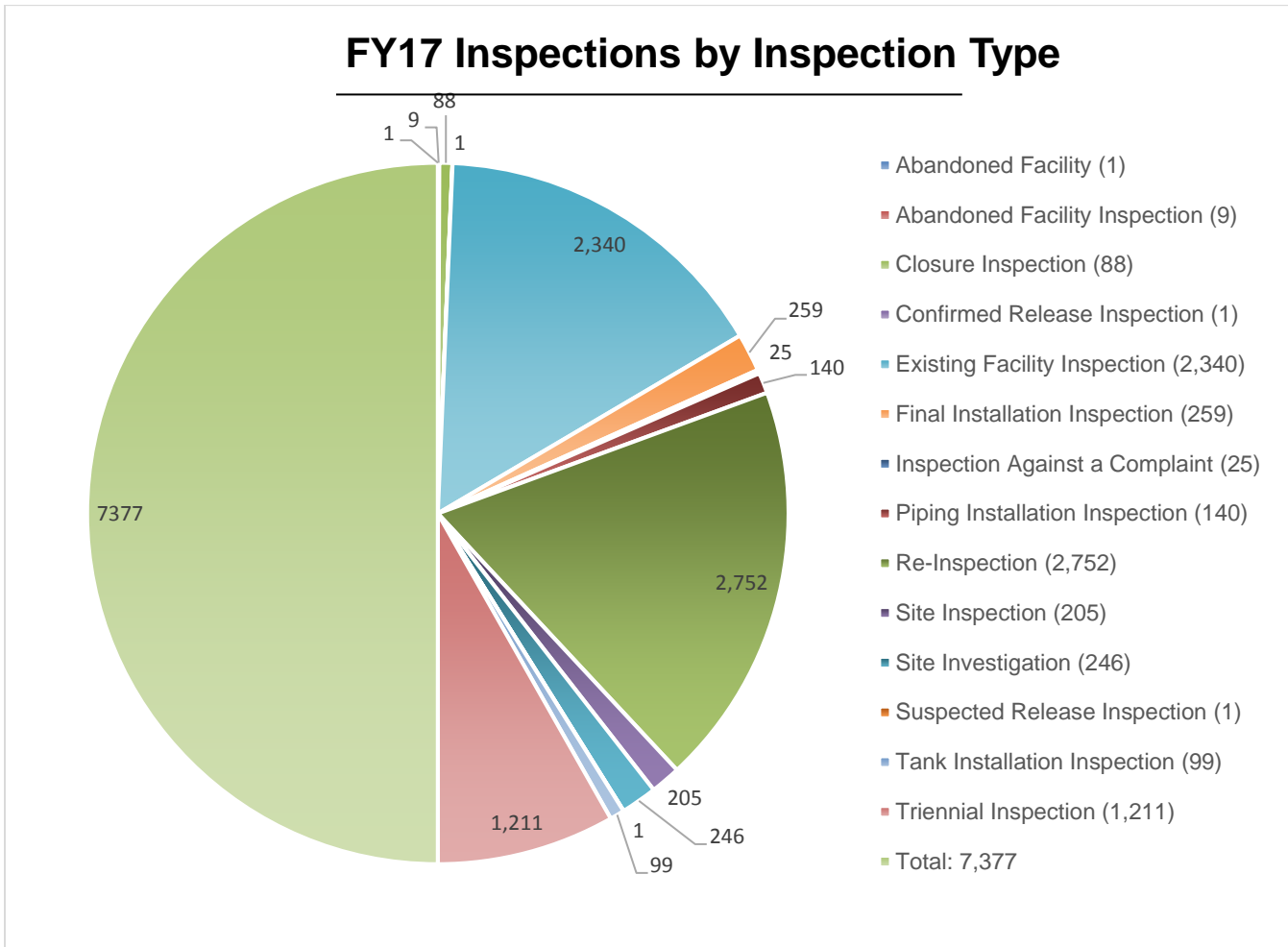
Liquefied Hydrogen; regulates all containers regardless of size. Hydrogen; the container must have a content larger than 400 square cubic feet.

Storage Tank Division

Field inspectors are required to conduct triennial inspections of facilities. In FY17, field inspectors conducted triennial inspections 2,338 UST facilities and 1,211 AST facilities annually with a total of 7,377 onsite inspections this year including re-inspections. There are currently 17 inspectors in the division. The Storage Tank Division's seven centralized Lansing staff responsibilities include:

- Review of Financial Responsibility documents required by owners/operators.
- Processing thousands of registration forms.
- Reviewing approximately 350 plan reviews.
- Reviewing approximately 125 site assessments.
- Processing thousands of requests made through the Freedom of Information Act (FOIA).
- Processing product review and approval.
- Processing variance requests to rules.
- Process confirmed and suspected releases.
- Process intent of removal notices.

FY17 Triennial Inspection Statistics	
Total Number of Underground Storage Tank Inspections	2,340
Total Number of Aboveground Storage Tank Inspections	1,211
Total Number of Onsite and Re-inspections	7,377



Storage Tank Division

627 Program

By Executive Order 3012-14 the 627 Program was transferred from the Department of Environmental Quality to LARA, BFS effective December 3, 2012, which is an unfunded statutory mandate. Please note: The requirements of the program did not change with this move.

The U.S. Environmental Protection Agency (US EPA) requires all delivery vessels transporting gasoline to be [tested yearly](#) per the EPA Method 27 for both pressure and vacuum leaks. This is required to help reduce the release of volatile organic compounds that cause air pollution. The requirement for this testing can be found in Act 451 of 1994, Part 55 which requires all delivery vessels perform to a pressure/vacuum test annually. The administration of Rule 336. 1,627, delivery vessels, specifically the acceptance and verification of documentation requirements described in US EPA Method 27 is performed by the Storage Tank Division.

The Storage Tank Division maintains the list of [approved tank trucks](#) on the bureau website. This [list](#) shows tank truck test results received and approved over the past year. The list is sorted by tank owner and is updated on a regular basis. If a tank truck is not on this list, they are not allowed to receive or transport fuels in Michigan.



Reporting and Notification Requirements of Hazardous Material Incidents

Per the [Michigan Fire Prevention Code, Public Act 207 of 1941 \(PA 207\), Section 29.5g](#), incidents such as a fire, explosion, spill, leak, accident or related occurrence involving the transportation, storage, handling, sale, use or processing of hazardous material(s) by a firm, person or vehicle shall be reported immediately to the BFS.

After notification is made, pursuant to [PA 207, Section 29.5h](#), BFS will work with the organized local fire department, responsible federal, state and local authorities and by a person other than the firm or vehicle involved in the incident. An investigation shall also be conducted to determine the cause and contributing factors, and to report the findings which will be documented and kept on record at BFS.

Storage Tank Division

Department of Licensing and Regulatory Affairs

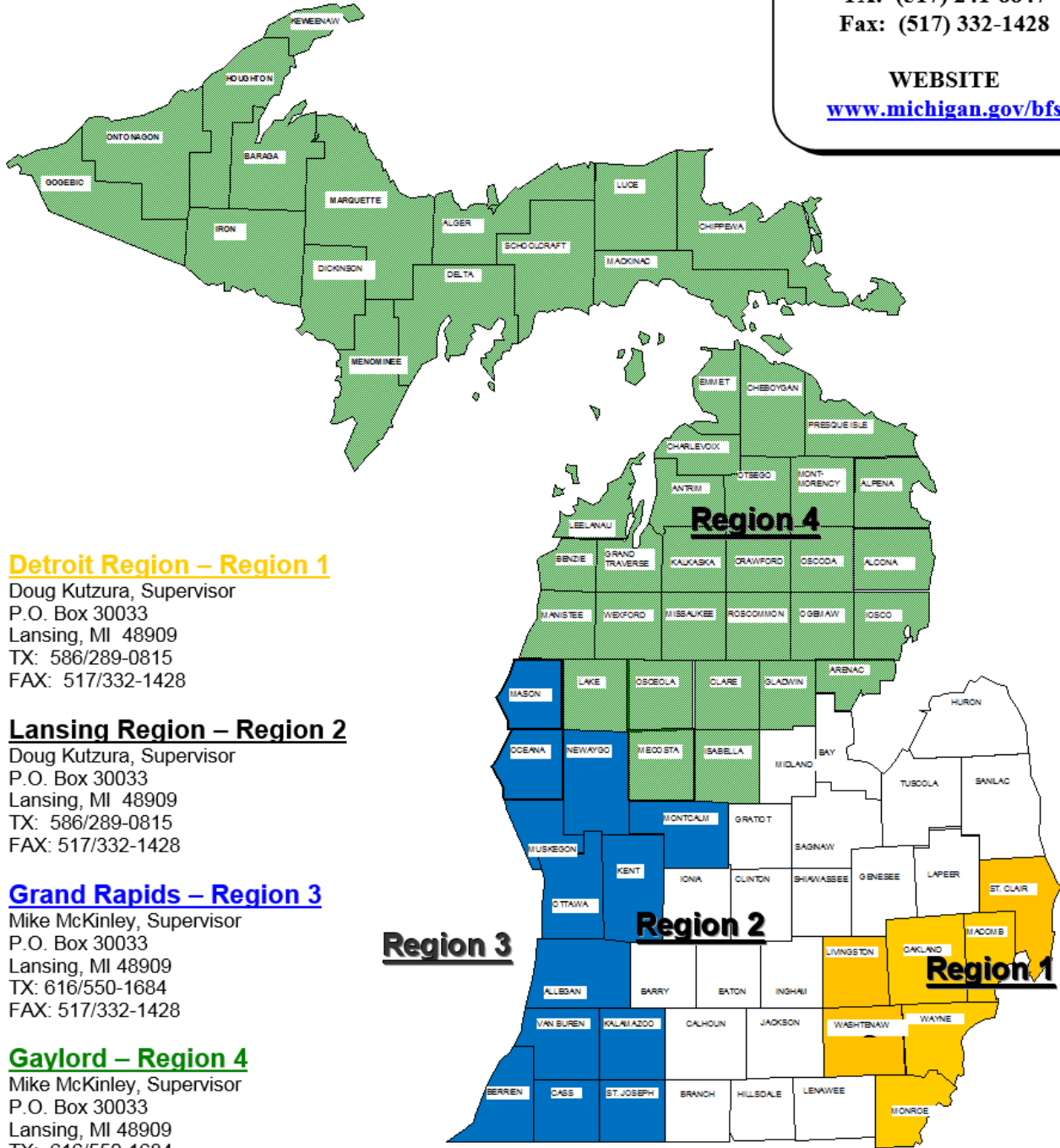
Bureau of Fire Services

Storage Tank Division
Inspection Regions

3101 Technology Blvd.
Suite H
Lansing, MI 48909
TX: (517) 241-8847
Fax: (517) 332-1428

WEBSITE

www.michigan.gov/bfs



Detroit Region – Region 1

Doug Kutzura, Supervisor
P.O. Box 30033
Lansing, MI 48909
TX: 586/289-0815
FAX: 517/332-1428

Lansing Region – Region 2

Doug Kutzura, Supervisor
P.O. Box 30033
Lansing, MI 48909
TX: 586/289-0815
FAX: 517/332-1428

Grand Rapids – Region 3

Mike McKinley, Supervisor
P.O. Box 30033
Lansing, MI 48909
TX: 616/550-1684
FAX: 517/332-1428

Gaylord – Region 4

Mike McKinley, Supervisor
P.O. Box 30033
Lansing, MI 48909
TX: 616/550-1684
FAX: 517/332-1428

Michigan Fire Organizations

[Michigan Citizen-Community Emergency Response Coordinating Council](#)

Commission Eastern Upper Peninsula Fire Association

International Association of Arson Investigators

[Michigan Chapter of the International Association of Arson Investigators](#)

[Michigan Association of Fire Fighters](#)

International Association of Special Investigative Units International Fire Service Training

[Michigan Arson Prevention Committee](#)

[Michigan Association of Fire Chiefs](#)

[Michigan Fire Service Instructors Association](#)

[Michigan Fire Inspectors Society](#)

Michigan Fire Safe Foundation

Michigan Homeland Protection Board

Michigan Homeland Protection Advisory Council

[Michigan Interagency Wildland Fire Protection Association](#)

Michigan Joint Fire Service Council

[Michigan Professional Firefighters Union](#)

[Michigan State Firemen's Association](#)

[National Fire Protection Association](#)

[National Association of State Fire Marshals](#)

[Northern Michigan Association of Fire Chiefs](#)

[Public Safety Communications Interoperability Board](#)

[Upper Peninsula Fire Chiefs Association](#)

Upper Peninsula Volunteer Firemen's Association

[Michigan Propane Gas Association \(MPGA\)](#)

[Michigan Petroleum Association \(MPA\)](#)

[Michigan Manufacturers Association](#)

[American Petroleum Institute \(API\)](#)

[Michigan Chemistry Council \(MCC\)](#)

[Associated Food and Petroleum Dealers \(AFPD\)](#)

[Michigan Municipal League \(MML\)](#)

[Health Care Association of Michigan \(HCAM\)](#)

[Michigan Townships Association \(MTA\)](#)

Department of Licensing and Regulatory Affairs

Bureau of Fire Services

3101 Technology Boulevard, Suite H

Lansing, MI 48909

www.michigan.gov/bfs

Attachment A

FY17 Restricted Revenue	
Fund	Revenue
Fire Service Fees	3,393,644
Fire Alarm Fees	92,992
Fire Safety Standard and Enforcement Fund	13,602
Fireworks Safety Fund	2,879,299
Underground Storage Tank Fees	637,034
Aboveground Storage Tank Fees	414,362
Refined Petroleum Fund*	2,820,109
Total	10,251,041

*Appropriation of \$3.0 million per year per MCL 324.21506a.

Attachment B

Fireworks Safety Fund Allocations and Expenses

County	First FY17 County Allocation Amount	Unobligated Balance (to be reallocated)	Second Allocation Amount	Transfers	Reported to be Unused by Counties Starting 6/20/17	Invoices Paid (as of 9/30/2017)
Alcona	\$ 8,619.02	\$ 659.02	\$ 452.51	(\$4,000.00)	\$3,872.51	\$ 540.00
Alger	\$ 11,034.74	\$ (0.00)	\$ 579.34		\$36.00	\$ 11,578.08
Allegan	\$ 24,930.19	\$ (0.00)	\$ 1,308.86		(\$1,000.00)	\$ 27,239.05
Alpena	\$ 10,132.55	\$ 6,473.65	\$ 531.97	\$8,401.10	\$531.97	\$ 12,060.00
Antrim	\$ 8,315.06	\$ (0.00)	\$ 436.55	\$5,000.00	\$538.18	\$ 13,213.43
Arenac	\$ 6,007.44	\$ 0.00	\$ 315.40	\$10,567.56	\$315.40	\$ 16,575.00
Baraga	\$ 10,742.35	\$ 10,742.35	\$ 563.99		\$563.99	\$ -
Barry	\$ 14,238.23	\$ 0.00	\$ 747.52		\$1,710.75	\$ 13,275.00
Bay	\$ 19,601.44	\$ (0.00)	\$ 1,029.10	(\$2,000.00)	(\$3,820.90)	\$ 22,451.44
Benzie	\$ 5,855.76	\$ 540.76	\$ 307.43	\$2,070.00	\$2,782.43	\$ 4,910.00
Berrien	\$ 27,843.02	\$ (0.00)	\$ 1,461.79		\$381.79	\$ 28,923.02
Branch	\$ 11,534.34	\$ (0.00)	\$ 605.57		\$10,662.11	\$ 1,477.80
Calhoun	\$ 26,445.31	\$ (0.00)	\$ 1,388.41		(\$2,024.44)	\$ 29,858.16
Cass	\$ 12,489.00	\$ 0.00	\$ 655.69		\$360.00	\$ 12,784.69
Charlevoix	\$ 8,120.25	\$ (0.00)	\$ 426.32		\$0.00	\$ 8,546.57
Cheboygan	\$ 11,178.01	\$ 0.12	\$ 586.86	\$4,401.11	(\$1,467.14)	\$ 17,633.00
Chippewa	\$ 21,904.37	\$ 17,719.37	\$ 1,150.01		(\$13,092.08)	\$ 16,557.08
Clare	\$ 10,299.45	\$ (0.00)	\$ 540.73	(\$10,299.45)	\$540.73	\$ -
Clinton	\$ 16,929.97	\$ 9.97	\$ 888.84		\$2.76	\$ 17,806.08
Crawford	\$ 7,850.55	\$ (0.00)	\$ 412.16	\$2,746.68	\$0.00	\$ 11,009.39
Delta	\$ 17,560.42	\$ (0.00)	\$ 921.94		\$11,556.36	\$ 6,926.00
Dickinson	\$ 11,718.59	\$ 9,592.34	\$ 615.24		\$1,211.49	\$ 1,530.00
Eaton	\$ 21,454.90	\$ (0.00)	\$ 1,126.41		(\$30,686.77)	\$ 53,268.08
Emmet	\$ 9,639.84	\$ 509.84	\$ 506.10		(\$493.90)	\$ 10,130.00
Genesee	\$ 64,727.40	\$ 0.00	\$ 3,398.27	(\$3,000.00)	\$3,974.19	\$ 61,151.48
Gladwin	\$ 8,875.42	\$ 2,110.42	\$ 465.97		\$465.97	\$ 6,765.00
Gogebic	\$ 13,870.20	\$ 0.00	\$ 728.20		\$1,053.40	\$ 13,545.00
Grand Traverse	\$ 17,856.69	\$ (0.00)	\$ 937.50		\$297.50	\$ 18,496.69
Gratiot	\$ 11,893.57	\$ (0.00)	\$ 624.43	(\$3,900.00)	\$1,165.00	\$ 7,453.00
Hillsdale	\$ 12,829.38	\$ (0.00)	\$ 673.56		\$75.48	\$ 13,427.46
Houghton	\$ 15,841.67	\$ 0.00	\$ 831.71	(\$3,691.67)	\$1,367.07	\$ 11,614.64
Huron	\$ 13,367.14	\$ (0.00)	\$ 701.79		\$0.00	\$ 14,068.93
Ingham	\$ 46,266.05	\$ 0.00	\$ 2,429.02	(\$4,700.00)	(\$2,794.68)	\$ 46,789.75
Ionia	\$ 15,124.10	\$ 0.00	\$ 794.03		(\$5,099.70)	\$ 21,017.83
Iosco	\$ 9,403.12	\$ 6,903.12	\$ 493.68	(\$2,500.00)	\$493.68	\$ -
Iron	\$ 13,976.49	\$ 16.49	\$ 733.78		\$7,647.78	\$ 7,046.00
Isabella	\$ 16,052.32	\$ 0.00	\$ 842.77	\$10,299.45	\$604.69	\$ 26,589.85
Jackson	\$ 29,949.62	\$ 0.00	\$ 1,572.39		\$2,903.51	\$ 28,618.50
Kalamazoo	\$ 42,681.55	\$ 0.00	\$ 2,240.83		(\$5,912.62)	\$ 50,835.00
Kalkaska	\$ 8,376.68	\$ 0.00	\$ 439.79	(\$7,746.68)	\$439.79	\$ 630.00
Kent	\$ 98,774.79	\$ 0.00	\$ 5,185.80		(\$17,352.47)	\$ 121,313.06
Keweenaw	\$ 6,037.62	\$ 0.00	\$ 316.98	\$3,691.67	\$210.11	\$ 9,836.16
Lake	\$ 7,632.86	\$ 0.00	\$ 400.73		\$1,533.59	\$ 6,500.00
Lapeer	\$ 19,292.48	\$ 0.00	\$ 1,012.88		(\$0.00)	\$ 20,305.36
Leelanau	\$ 6,785.58	\$ (0.00)	\$ 356.25	(\$85.58)	\$356.25	\$ 6,700.00
Lenawee	\$ 21,862.35	\$ 0.00	\$ 1,147.80		\$3,882.07	\$ 19,128.08
Livingston	\$ 32,427.39	\$ (0.00)	\$ 1,702.48		(\$18,647.21)	\$ 52,777.08
Luce	\$ 10,446.29	\$ (0.00)	\$ 548.44	\$2,828.71	\$548.44	\$ 13,275.00
Mackinac	\$ 12,377.56	\$ (0.00)	\$ 649.84		\$399.84	\$ 12,627.56
Macomb	\$ 127,107.90	\$ 0.00	\$ 6,673.32		\$13,205.22	\$ 120,576.00
Manistee	\$ 9,204.64	\$ 0.00	\$ 483.25	(\$2,070.00)	\$483.25	\$ 7,134.64

County	First FY17 County Allocation Amount	Unobligated Balance (to be reallocated)	Second Allocation Amount	Transfers	Reported to be Unused by Counties Starting 6/20/17	Invoices Paid (as of 9/30/2017)
Marquette	\$ 28,674.55	\$ 0.00	\$ 1,505.45		\$7,905.00	\$ 22,275.00
Mason	\$ 9,314.82	\$ 1,544.82	\$ 489.04		\$5,619.04	\$ 2,640.00
Mecosta	\$ 11,966.92	\$ 4,406.92	\$ 628.28		\$268.28	\$ 7,920.00
Menominee	\$ 14,402.39	\$ 923.68	\$ 756.14	(\$2,828.71)	\$486.14	\$ 10,920.00
Midland	\$ 17,278.37	\$ (0.00)	\$ 907.13	(\$403.37)	\$4,057.13	\$ 13,725.00
Missaukee	\$ 8,095.70	\$ 0.00	\$ 425.03	\$5,450.00	(\$360.00)	\$ 14,130.00
Monroe	\$ 26,933.12	\$ 0.00	\$ 1,414.02		(\$2,868.08)	\$ 31,215.22
Montcalm	\$ 16,366.88	\$ (0.00)	\$ 859.28	\$800.00	\$0.00	\$ 18,026.16
Montmorency	\$ 7,107.62	\$ 7,107.62	\$ 373.16		\$373.16	\$ -
Muskegon	\$ 29,677.48	\$ (0.00)	\$ 1,558.10	\$85.58	(\$9,140.35)	\$ 41,806.16
Newaygo	\$ 15,394.91	\$ (0.00)	\$ 808.25		\$808.25	\$ 15,394.91
Oakland	\$ 184,487.39	\$ 0.00	\$ 9,685.81		(\$23,242.96)	\$ 217,416.16
Oceana	\$ 9,117.39	\$ (0.00)	\$ 478.67		\$478.67	\$ 9,117.39
Ogemaw	\$ 8,933.90	\$ 866.34	\$ 469.04	(\$8,067.56)	\$469.04	\$ -
Ontonagon	\$ 14,762.52	\$ 10,676.52	\$ 775.05		\$775.05	\$ 4,086.00
Osceola	\$ 9,263.93	\$ (0.00)	\$ 486.37	\$3,000.00	(\$0.00)	\$ 12,750.30
Oscoda	\$ 7,167.77	\$ 5,637.77	\$ 376.32		\$376.32	\$ 1,530.00
Otsego	\$ 8,886.86	\$ 4,881.86	\$ 466.57		\$466.57	\$ 4,005.00
Ottawa	\$ 45,479.15	\$ 0.00	\$ 2,387.71		\$1,604.63	\$ 45,118.31
Presque Isle	\$ 8,802.21	\$ (0.00)	\$ 462.13	(\$8,802.21)	\$462.13	\$ -
Roscommon	\$ 8,886.33	\$ (0.00)	\$ 466.54		\$469.90	\$ 8,882.97
Saginaw	\$ 35,765.04	\$ 0.00	\$ 1,877.71	\$4,003.37	\$542.65	\$ 41,103.47
St. Clair	\$ 30,210.32	\$ (0.00)	\$ 1,586.08		\$7,621.41	\$ 26,045.00
St. Joseph	\$ 13,921.52	\$ 46.52	\$ 730.90		\$730.90	\$ 13,875.00
Sanilac	\$ 16,066.75	\$ 1,081.75	\$ 843.52		\$2,283.52	\$ 13,545.00
Schoolcraft	\$ 13,583.81	\$ 10,838.81	\$ 713.17	\$0.00	\$713.17	\$ 2,745.00
Shiawassee	\$ 15,313.17	\$ 0.01	\$ 803.96	\$1,500.00	(\$0.00)	\$ 17,617.12
Tuscola	\$ 16,110.47	\$ (0.00)	\$ 845.82		(\$0.00)	\$ 16,956.29
Van Buren	\$ 17,039.36	\$ 0.00	\$ 894.59		\$714.59	\$ 17,219.36
Washtenaw	\$ 58,127.10	\$ 0.00	\$ 3,051.74		(\$99,650.00)	\$ 160,828.84
Wayne	\$ 254,724.28	\$ 0.02	\$ 13,373.33		\$124,702.59	\$ 143,395.00
Wexford	\$ 10,652.34	\$ 1,712.34	\$ 559.26	(\$750.00)	\$1,789.26	\$ 6,960.00
TOTAL	\$ 2,000,000.00	\$ 105,002.40	\$ 105,002.40	\$0.00	\$2,237.40	\$ 1,997,762.60

*Below is the disbursements of unused funds.

Disbursement of Unused Funds

Class Name	Date	Location	County Class Held	Cost	County Funds Received From	Amount From County
Water Rescue	9/30/17	Allegan	Allegan	\$ 1,000.00	Barry	\$ 1,000.00
Advanced Pump Operator	7/14/17 to 7/16/17	Essexville Public Safety	Bay	\$ 1,800.00	Bay Arenac Midland	\$ 779.10 \$ 315.40 \$ 705.50
Advanced Pump Operator	8/11/17 to 8/13/17	Essexville Public Safety	Bay	\$ 1,800.00	Midland	\$ 1,800.00
MUSAR Rope Rescue Tech	1/6/17 to 1/15/17	Battle Creek	Calhoun	\$ 5,000.00	Calhoun Jackson	\$ 3,780.00 \$ 1,220.00
Company	9/25/17	Battle Creek	Calhoun	\$ 804.44	Jackson	\$ 804.44
Northern Michigan Chiefs	7/11/17 to 7/13/17	Petoskey	Charlevoix	\$ 1,000.00	Antrim Otsego	\$ 538.18 \$ 461.82
Advanced Stabilization Training	8/11/17 to 8/13/17	St. Ignace	Cheboygan	\$ 270.00	Otsego Presque Isle	\$ 4.75 \$ 265.25

Class Name	Date	Location	County Class Held	Cost	County Funds Received From	Amount From County
School Bus Extrication	9/24/17	Cheboygan	Cheboygan	\$ 2,600.00	Cheboygan Presque Isle Montmorency Alpena Leelanau	\$ 1,402.86 \$ 196.88 \$ 373.16 \$ 531.97 \$ 95.13
ISFSI Principles of Modern Fire Attack	9/17/17	Saulte Ste. Marie	Chippewa	\$ 3,000.00	Mackinac Luce Schoolcraft Alger Delta	\$ 399.84 \$ 548.44 \$ 713.17 \$ 36.00 \$ 1,302.55
HazMatIQ - Above/Below the Line and 4-hour FRO	9/11/17 and 9/12/17	LSSU/Sault Ste. Marie	Chippewa	\$ 8,092.08	Delta	\$ 8,092.08
Rapid Intervention Teams	9/8/17	Sault Ste. Marie	Chippewa	\$ 2,000.00	Delta	\$ 2,000.00
MAFC Leadership Conference	7/11/17 through 7/13/17	Petoskey	Emmett	\$ 1,000.00	Emmett Grand Traverse Kalkaska	\$ 506.10 \$ 297.50 \$ 196.40
Water Rescue Fundamentals	8/5/17	Bath	Clinton	\$ 2,753.00	Clinton	\$ 2,753.00
Career Survival	9/13/17	Escanaba	Delta	\$ 1,600.00	Delta	\$ 1,600.00
EVO Liabilities	9/12/17	Escanaba	Delta	\$ 1,600.00	Delta	\$ 1,600.00
SAFE IR - Thermal Imaging Training	9/29/17 and 9/30/17	Escanaba	Delta	\$ 5,000.00	Delta	\$ 5,000.00
Taking the Science to the Streets	9/10/17	LCC / Delta	Eaton	\$ 4,000.00	Eaton	\$ 4,000.00
Taking the Science to the Streets	9/22/17	LCC / Delta	Eaton	\$ 4,000.00	Eaton Clinton Barry Jackson Branch	\$ 773.23 \$ 642.76 \$ 228.83 \$ 879.07 \$ 1,476.11
NFPA Fire Inspector 2	8/16/17, 8/23/17, 8/30/17 and 9/6/17	Delta Twp	Eaton	\$ 2,300.00	Branch	\$ 2,300.00
ISFSI NFPA 1403 Live Fire Credential Certification Class	9/6/17, 9/7/17 and 9/8/17	LCC	Eaton	\$ 16,000.00	Branch Hillsdale St. Joseph Van Buren Ottawa Lenawee Genesee	\$ 6,886.00 \$ 75.48 \$ 730.90 \$ 714.59 \$ 2,868.55 \$ 3,882.07 \$ 842.41
NFPA Plans Examiner	9/5/17, 9/7/17, 9/19/17 and 9/21/17	Lansing	Eaton	\$ 2,300.00	Genesee	\$ 2,300.00
Dixon Leadership Class	8/23/17	LCC	Eaton	\$ 3,200.00	Genesee Macomb	\$ 331.78 \$ 2,868.22
Forcible Entry and Ventilation	9/19/17	Lansing	Eaton	\$ 1,220.00	Genesee	\$ 1,220.00

Class Name	Date	Location	County Class Held	Cost	County Funds Received From	Amount From County
Forcible Entry and Ventilation	9/28/17	Lansing	Eaton	\$ 1,220.00	Macomb	\$ 1,220.00
Forcible Entry and Ventilation	9/19/17	Lansing	Eaton	\$ 1,220.00	Macomb	\$ 1,220.00
Using Thermal Imaging to Improve Fire Grounds	9/23/17	Swartz Creek	Genesee	\$ 1,900.00	Genesee	\$ 1,900.00
Career Survival	9/27/17	Blair Township	Grand Traverse	\$ 1,400.00	Grand Traverse	\$ 1,400.00
Career Survival	9/28/17	Blair Township	Grand Traverse	\$ 1,400.00	Grand Traverse	\$ 1,400.00
HazMatIQ Above/Below the Line	9/21/17	Holt	Ingham	\$ 6,300.00	Ingham	\$ 6,300.00
HazMatIQ Above/Below the Line	9/22/17	Holt	Ingham	\$ 6,300.00	Ingham	\$ 6,300.00
Max Fire Training - Fire Behavior Interactive Learning	9/25/17	Mason	Ingham	\$ 5,524.75	Ingham Macomb	\$ 2,730.07 \$ 2,794.68
Max Fire Training	9/29/17	Ionia	Ionia	\$ 5,524.75	Ionia Macomb	\$ 425.05 \$ 5,099.70
NFPA Fire Inspector I	9/18/17 through 9/22/17 and 9/25/17 through 9/29/17	Kalamazoo	Kalamazoo	\$ 5,000.00	Macomb	\$ 5,000.00
Open Water Rescue	8/25/17 and 8/26/17	Kalamazoo	Kalamazoo	\$ 1,300.00	Kalamazoo Macomb	\$ 387.38 \$ 912.62
Incident Safety	9/14/17, 9/15/17	Kalamazoo	Kalamazoo	\$ 720.00	Kalamazoo	\$ 720.00
Leadership Conference	7/11/17 to 7/13/17	Petoskey	Kalamazoo	\$ 750.00	Kalamazoo	\$ 750.00
ISFSI Principles of Modern Fire Attack	9/6/17	Kalamazoo	Kalamazoo	\$ 3,000.00	Kalamazoo	\$ 3,000.00
Bus Extrication	9/7/17, 9/8/17 and 9/9/17	Kentwood	Kent	\$ 2,400.00	Marquette	\$ 2,400.00
Officer Development	9/15/17	Byron Township	Kent	\$ 7,500.00	Kent Marquette	\$ 7,090.00 \$ 410.00
Dixon Leadership Exemplified	9/27/17	Kentwood	Kent	\$ 3,200.00	Marquette	\$ 3,200.00
ISFSI Training Officer Certification Class	8/12/17 and 8/13/17	Grand Rapids	Kent	\$ 8,780.00	Iron Marquette	\$ 7,647.78 \$ 1,132.22
EMU Fire Staff and Command	2nd week of each month 1/9/17 through 9/15/17	Hartland	Livingston	\$ 9,000.00	Livingston	\$ 9,000.00
HazmatIQ Above the Line/Below the Line	9/28/17 and 9/29/17	Hartland	Livingston	\$ 6,300.00	Livingston Alcona	\$ 2,470.87 \$ 3,829.13

Class Name	Date	Location	County Class Held	Cost	County Funds Received From	Amount From County
HazmatIQ Above the Line/Below the Line	9/29/17	Hartland	Livingston	\$ 6,300.00	Baraga Alcona Marquette Menominee Ontonagon Delta Dickinson Gogebic Houghton	\$ 563.99 \$ 43.38 \$ 762.78 \$ 486.14 \$ 775.05 \$ 161.73 \$ 1,211.49 \$ 1,053.40 \$ 1,242.04
Fire Officer III - Health & Safety Officer	8/24/17 and 8/25/17	Clinton Township	Macomb	\$ 720.00	Macomb	\$ 720.00
IAFF Peer Support	9/12/17 and 9/13/17	Sterling Heights	Macomb	\$ 7,500.00	Macomb	\$ 7,500.00
MFFTC Drivers Training Train the Trainer	9/14/17 and 9/15/17	Sterling Heights	Macomb	\$ 3,600.00	Macomb	\$ 3,600.00
ISFSI Principles of Modern Fire Attack	9/16/17	Marquette	Marquette	\$ 3,000.00	Marquette	\$ 3,000.00
Educational Methodology	9/29/17 and 9/30/17	Ludington	Mason	\$ 720.00	Mason	\$ 720.00
NFFF Stress First Aid	8/23/14 and 8/24/17	McBain	Missaukee	\$ 180.00	Wexford	\$ 180.00
Pump Apparatus Operator	8/28/17 through 9/27/17	Dundee	Monroe	\$ 1,800.00	Monroe Houghton Midland	\$ 481.92 \$ 125.03 \$ 1,193.05
Drivers Training Osbtacle Course	9/29/17	Monroe	Monroe	\$ 1,550.00	Midland St. Clair	\$ 358.58 \$ 1,191.42
Emotional Wellness and Career Survival	9/28/17	Norton Shores	Muskegon	\$ 400.00	Muskegon	\$ 400.00
FDSOA Safety Officer	9/25/17 and 9/26/17	Muskegon Township	Muskegon	\$ 9,480.00	Muskegon Benzie Clare Lake Leelanau Manistee Mason	\$ 1,914.65 \$ 2,782.43 \$ 540.73 \$ 1,533.59 \$ 261.12 \$ 966.50 \$ 1,480.98
Blue Card	7/21/17 through 9/30/17	Oxford	Oakland	\$ 3,850.00	Oakland	\$ 3,850.00
Fire Inspector I	8/21/17 to 8/25/17 and 8/28/17 to 9/1/17	Novi	Oakland	\$ 5,000.00	Oakland Macomb Mason	\$ 157.04 \$ 3,270.00 \$ 1,572.96
RAFT Blue Card	9/1/17	New Hudson	Oakland	\$ 3,080.00	Mason Mecosta Iosco	\$ 2,565.10 \$ 268.28 \$ 246.62
Flashover Training	9/30/17	Holly	Oakland	\$ 5,330.00	St. Clair	\$ 5,330.00
MATS course (Tanker, Shuttle, Water Ops)	9/22/17	Holly	Oakland	\$ 360.00	Iosco Keweenaw	\$ 247.06 \$ 112.94

Class Name	Date	Location	County Class Held	Cost	County Funds Received From	Amount From County
MATS course (Tanker, Shuttle, Water Ops)	9/19/17	Holly	Oakland	\$ 360.00	Cass	\$ 360.00
Flashover Training	9/28/17	Pleasant Ridge	Oakland	\$ 5,000.00	Sanilac St. Clair Berrien Gratiot Gladwin	\$ 2,283.52 \$ 1,099.99 \$ 381.79 \$ 1,165.00 \$ 69.70
Flashover Training	9/29/17 and 9/30/17	Saginaw	Saginaw	\$ 2,840.00	Saginaw	\$ 2,840.00
Advanced Pump Operator	9/22/17 to 9/24/17	Bridgeport	Saginaw	\$ 1,800.00	Saginaw	\$ 1,800.00
Basic Water Rescue with Boat Ops	8/24/17 and 8/25/17	Port Huron	St. Clair	\$ 2,500.00	St. Clair	\$ 2,500.00
Farm Rescue	8/25/17 to 8/27/17	Memphis	St. Clair	\$ 6,900.00	St. Clair	\$ 6,900.00
Trench Awareness	9/20/17	Covert	Van Buren	\$ 180.00	Van Buren	\$ 180.00
Artificial High Directional Workshop	8/9/17 to 8/30/17	Whitmore Lake	Washtenaw	\$ 15,750.00	Wayne	\$ 15,750.00
HazMatIQ Propane	9/20/17 to 9/21/17	Whitmore Lake	Washtenaw	\$ 11,900.00	Wayne Gladwin Isabella Kalkaska Keweenaw Newaygo Oceana Ogemaw Oscoda Roscommon Saginaw Wexford	\$ 5,804.39 \$ 396.27 \$ 604.69 \$ 243.39 \$ 97.17 \$ 808.25 \$ 478.67 \$ 469.04 \$ 376.32 \$ 469.90 \$ 542.65 \$ 1,609.26
SAVER Sub-apparatus 1 day	9/18/17	Livonia	Washtenaw	\$ 4,500.00	Washtenaw Wayne	\$ 2,946.16 \$ 1,553.84
Drivers Training Obstacle Course	9/30/17	Livonia	Washtenaw	\$ 1,550.00	Wayne	\$ 1,550.00
EMU Staff and Command (24 students)	10/6/17	Washtenaw	Washtenaw	\$ 72,000.00	Wayne	\$ 72,000.00
ISFSI Principles of Modern Fire Attack	8/24/17	Detroit Metro	Wayne	\$ 3,000.00	Wayne	\$ 3,000.00
ISFSI Principles of Modern Fire Attack	8/23/17	Detroit Metro	Wayne	\$ 3,000.00	Wayne	\$ 3,000.00
ISFSI Principles of Modern Fire Attack	9/15/17	Detroit/Wayne County	Wayne	\$ 3,000.00	Wayne	\$ 3,000.00

Class Name	Date	Location	County Class Held	Cost	County Funds Received From	Amount From County
Dixon Leadership Class	8/24/17	Wayne County Community College	Wayne	\$ 3,200.00	Wayne	\$ 3,200.00
IAFF Peer Support	8/22/17 and 8/23/17	Canton	Wayne	\$ 7,500.00	Wayne	\$ 7,500.00
SAVER Sub-apparatus 1 day	8/26/17	Livonia	Wayne	\$ 4,500.00	Wayne	\$ 4,500.00
SAVER Sub-apparatus 1 day	8/31/17	Livonia	Wayne	\$ 4,500.00	Wayne	\$ 4,500.00
NFFF Health and Safety	9/28/17 and 9/29/17	Wayne County Community College	Wayne	\$ 6,500.00	Wayne	\$ 6,500.00
Flashover Training	9/18/17 to 9/20/17	Canton	Wayne	\$ 12,000.00	Wayne	\$ 12,000.00
Rapid Intervention Team	9/27/17 and 9/28/17	Dearborn Heights	Wayne	\$ 7,050.00	Wayne	\$ 7,050.00
ISFSI Principles of Modern Fire Attack	9/23/17	Cadillac	Wexford	\$ 3,000.00	Wexford	\$ 3,000.00
			Total:	\$ 386,479.02		\$ 386,479.02



LARA is an equal opportunity employer.