



JENNIFER M. GRANHOLM
GOVERNOR

STATE OF MICHIGAN
THE OFFICE OF RACING COMMISSIONER
LANSING

CHRISTINE C. WHITE
COMMISSIONER

April 13, 2007

The Honorable Jennifer Granholm
Governor of the State of Michigan
State Capitol
Lansing, Michigan 48909

Dear Governor Granholm:

In accordance with section 6(3) of Act No. 279 of the Public Acts of 1995, the Horse Racing Law of 1995, as amended, the 2006 Annual Report of the Office of Racing Commissioner (ORC) is hereby submitted.

The Michigan licensed horse race tracks presented a combined 1,909 days of live and simulcast pari-mutuel racing during 2006. These six tracks attracted over 1.1 million fans who wagered \$281.2 million and generated over \$9 million in state tax revenue.

Although the horse racing industry is seeing a decline in attendance and wagering, the enthusiasm of the horsemen remains high. The ORC has begun to work with the individual tracks to increase promotion of the sport through various avenues.

I thank you for your continued support of the horse racing industry in Michigan. We strongly believe that horse racing is a vital component within the agricultural sector and as such we will maintain our dedicated regulatory presence to preserve the integrity of horse racing in our great state.

Respectfully submitted,

A handwritten signature in cursive script that reads "Christine White".

Christine C. White
Racing Commissioner

Table of Contents

Page 3	Comments from the Racing Commissioner
Page 4	What Horse Racing Means to Michigan
Page 5	The Commissioner's Responsibilities
Page 6	2006 ORC Licensees by County
Page 7	Summary of ORC Revenues
Page 7	Summary of ORC Expenditures
Page 8	2006 ORC Licensees by County
Page 9	Sampling and Testing for Equines and Humans
Page 10	History of Pari-Mutuel Horse Racing in Michigan
Page 11	Summary of Total Wagering
Page 12	Summary of State Tax
Page 13	Purse Pool Distribution
Page 14	Distribution of Pari-Mutuel Wagering Revenues to Cities/Townships

Michigan Tracks and 2005 Race Meeting Summaries

Page 15	Summary - All Race Meetings
Page 16	Summary - Harness Race Meetings
Page 17	Great Lakes Downs
Page 18	Hazel Park Harness Raceway
Page 19	Jackson Harness Raceway
Page 20	Mount Pleasant Meadows
Page 21	Northville Downs
Page 22	Northville Racing Corporation
Page 23	Saginaw Harness Raceway
Page 24	Sports Creek Raceway
Page 25	Track Information
Page 27	2007 Live Racing Schedule

Comments from the Racing Commissioner

Dear Friends of the Michigan Horse Racing Industry:

I have the privilege of being involved with a great sport in a great state. The horse racing industry in Michigan has a colorful history that includes exciting moments and some famous names. In 2006, a patron at Sport Creek Raceway in Swartz Creek, bet 20 cents on two different 10-cent Superfecta combinations during a simulcast race from California and won \$21,584.54 on one of the tickets. While we closed out the year by honoring Air Albert, the most winning horse in both harness and thoroughbred racing.

Of course the industry is about the horses, but it is the spirit of the people that brings me the most pleasure. The Michigan horsemen and the management and staff at our race tracks are some of the best in the nation. I am proud to support their livelihood with integrity.

I would like to thank our new Deputy Commissioner, Gary Post, for his commitment to integrity and success of the industry he brings with him every day.

It goes without saying that Gary and I do not work alone. The ORC employs a number of people including office staff, licensing staff, investigators and stewards, veterinarians and technicians. To these, I extend a world of gratitude for the long hours, hard work and dedication you show to the Office of Racing Commissioner and the horse racing industry.

And last but not least, I would like to thank you reading this report. It is your excitement as fans and supporters of the industry that makes it happen.

See you at the races,



Christine White
Racing Commissioner

What Horse Racing Means to Michigan

Michigan horse racing is a \$1.2 billion industry responsible for the creation of 26,200 jobs, \$142 million in personal income, and an economic output of \$443 million each year. According to a December 2002 study released by Public Sector Consultants, Inc., of Lansing, the industry also generates about \$23.5 million annually in state tax revenues, and supports capital facilities worth an estimated \$570 million.

There are an estimated 77,000 racing breed equine in the state. Horse racing is a labor-intensive activity and creates jobs on and off the tracks for trainers, drivers, jockeys, blacksmiths, grooms, veterinarians, racing officials, pari-mutuel clerks, guards, admission clerks, concessions workers, and numerous other personnel. With the addition of full-card simulcasting in 1996, Michigan tracks now offer year-round entertainment opportunities for horse racing fans, meaning that seasonal work has turned into full-time employment for track employees.

Michigan's horse racing industry reaches far beyond the grandstands of Michigan's pari-mutuel tracks. Horse racing provides economic support to many fairs through purse revenues for those fairs that offer non-betting horse racing.

As an important part of the state's economy, horse racing interests pay local property taxes on the tracks, and on breeding and training facilities. The tracks also contribute to the economy of the surrounding communities by purchasing goods and services.

Indirectly, racing interests provide employment for farmers, transportation workers, restaurant and hotel personnel employed near the tracks, the media representatives who report on racing, and the workers who build and repair the training or track facilities, among others. Their collective contribution to the Michigan economy is substantial.

In many of the rural areas of our state, supplying the needs of race horses represents much of the local economy and helps support and preserve the rural character of smaller communities. Farmers grow and sell the feed required by our state's race horse population. Grain elevator operations make sure that feed is available year-round. Barns and training facilities are available to horsemen on a year-round basis, supplying needed employment opportunities for Michigan citizens.

Pari-mutuel horse racing began in Michigan in September 1933, with 31 days of Thoroughbred racing offered at the Michigan State Fairgrounds track in Detroit. The inaugural season attracted 101,227 fans who wagered over \$3.5 million and generated \$123,783 in state wagering tax.

Today, Michigan has six licensed pari-mutuel race tracks, including five harness racetracks, one Thoroughbred track and one mixed breed track. The two largest tracks are located in the Detroit metropolitan area, with the other four distributed across the lower half of the state's lower peninsula. In 2006, the tracks presented a combined 1,909 days of live and simulcast pari-mutuel racing. This racing attracted almost 1.2 million fans, who wagered \$281.2 million, generating over \$9 million in state wagering tax revenue. Local communities received over \$1.1 million to defray the costs of police and fire protection required at all pari-mutuel tracks. Financial incentives were offered to the breeders of the best Michigan-bred horses. The incentives included purse supplements and special races for Michigan-bred horses.

As demonstrated above, horse racing's payoff to Michigan is far greater than the dollars seen on the toteboard. Horse racing means jobs; horse racing means revenue; horse racing means entertainment; horse racing means investments; and horse racing means stability and continuity for our state's farming communities.

For more information about the horse racing industry in Michigan, visit our website at www.michigan.gov/horseracing.

The Commissioner's Responsibilities

The Racing Commissioner's primary objective is to maintain the integrity of live horse racing and all wagering in Michigan. As part of this mission, the Office of Racing Commissioner (ORC) is responsible for regulating the safety and fairness of the horse racing industry through the conduct of regular monitoring, investigations and prosecutions.

The Commissioner has jurisdiction over Michigan's license holders and the authority to regulate racing at the state's six racetracks. Activities included in the regulation of racing are the oversight of pari-mutuel wagering, supervising pari-mutuel operations at all the tracks and granting permits for conducting Standardbred, Thoroughbred and Mixed Breed race meetings in the state. The Commissioner also has jurisdiction over the simulcasting of horse racing activities at these racetracks.

In addition to these responsibilities, the ORC allots annual live and simulcast race dates to race meeting license holders. The ORC licenses, fingerprints, photographs, and screens personnel working for or connected with track operations, including management, owners, trainers and prospective stockholders, to ensure that everyone connected with racing is of suitable character and integrity. The ORC oversees the actual conduct of races, supervises the extraction of fluid and blood specimens from horses for chemical analysis and conducts initial hearings on appeals resulting from disciplinary actions that may lead to judicial proceedings at the appellate level.

Investigations

Horse racing in Michigan is a dynamic sport constantly challenged by competitive forces. The ORC employs an in-house investigative unit which works to preserve the integrity of the sport. The unit conducts inquiries on potential licensees, administers license checks at racetracks, investigates complaints, inspects licensed off-track farms where racehorses are stabled, provides testimony in litigated matters, and assists other law enforcement authorities and the track security organizations in conducting their duties.

In 2006, investigators administered alcohol breath tests and drug screens as part of the monitoring program to ensure that no illegal or banned substances are being used by horseracing participants.

In addition, investigators completed numerous application investigations and conducted special operations that included searches and surveillance of restricted racetrack areas including the use of video surveillance cameras to better monitor traffic entering and exiting restricted areas.

Licensing

The ORC continued its annual licensing program for Standardbred, Thoroughbred, and Mixed Breed (Quarter Horse, Arabian, Appaloosa and American Paint). Each type of racing requires a separate license. All applicants must be participants in pari-mutuel horse racing in Michigan and must meet the standards and criteria set forth in the laws and regulations. A breakdown of licensees by county of residence is listed on the following page.

Freedom of Information Act (FOIA)

There were nine FOIA requests in 2006. All requests were granted. The nature of these requests relate to subjects such as racetrack license applications, existing licensees, rulings and pari-mutuel reports. All nine requests were provided without charge as a public service.

Horse Racing Hotline

The ORC is committed to developing and maintaining programs to provide a safe, equitable and successful environment for racehorses and industry participants. A 24 hour, 7 days-per-week toll-free telephone **Hotline (800-973-5000)** is such a program that has been in effect for many years. The **Hotline** allows individuals to contact the ORC with any information they feel important such as suspected illegal practices, information on violations of the rules and/or racing law, mistreatment of a racehorse or any suggestions for the betterment of Michigan racing. Every **Hotline** call is reviewed, investigated and/or followed up for final resolution of the matter.

2006: The Year in Review

Spring

On March 11, ORC honored Michigan's leading 2005 state-bred horses at the Michigan Horse Council's Stallion Expo at the Michigan State University Agriculture Pavilion in East Lansing.

On May 4, Racing Commissioner Christine White issued an order authorizing the use of the net pool pricing for pari-mutuel wagering at licensed tracks.

On June 19, the Promotion Committee held a meeting with Travel Michigan to explore marketing and advertising opportunities to promote the sport of horse racing.

On June 28, the Rules Committee convened a meeting with a panel of industry stakeholders to review and update the General Rules of the Racing Commissioner.

Summer

On July 7, a patron at Sport Creek Raceway bet 20 cents on two different 10-cent Superfecta combinations at Hollywood Park in California and won \$21,584.54 on one of the tickets.

Robert Miller, a longtime fixture in the Michigan thoroughbred racing industry, died at the age of 75 after a difficult battle with cancer. Under DelRob Stables, Robert Miller notched 870 winners out of 4,790 starts, including 59 stakes winners.

Fall

On September 23, the highlight of harness racing was the Michigan Sire Stakes Million Dollar Night held at Hazel Park Harness Raceway. As part of the celebration, Racing Commissioner Christine White presented the Commissioner's Award of Excellence to Ken Marshall, Director of Operations for Hazel Park Harness Raceway, for his five decades of service with dedication and commitment to the horse racing industry in Michigan.

On October 9, Racing Commissioner Christine White named Gary Post as Deputy Racing Commissioner in charge of Regulatory Operations for the ORC.

The highlight of Thoroughbred racing occurred when six Thoroughbred Sire Stakes races were run on October 14 at Great Lakes Downs.

On October 31, Commissioner White signed orders authorizing the 2007 live horse racing dates.

On December 21, Racing Commissioner Christine White recognized Air Albert at Sports Creek Raceway for having 23 victories, more than any North American horse in harness or thoroughbred racing in 2006. As part of the ceremony, White read a special tribute from Governor Jennifer M. Granholm to the connections of Air Albert in the winners' circle.



Summary of ORC Revenues

The pari-mutuel racing program in 2006 contributed **\$ 9,848,413.68** in pari-mutuel taxes and other revenues to the state as follows:

Pari-Mutuel Simulcast Wagering Taxes	\$	9,067,731.00
Occupational License Fees	\$	134,815.00
Outs (money from outstanding uncashed winning pari-mutuel tickets)	\$	602,007.68
Racing Fines	\$	38,165.00
Track Licenses	\$	5,695.00
Total State Revenue:	\$	9,848,413.68

Outs are uncashed winning pari-mutuel tickets that are deposited into the Agriculture Equine Fund as mandated by Public Act 505(1).

Great Lakes Downs	\$	35,676.82
Hazel Park Harness Raceway	\$	267,532.57
Jackson Harness Raceway	\$	35,802.36
Mount Pleasant Meadows	\$	7,468.10
Northville Downs	\$	102,855.67
Northville Racing Corporation	\$	64,459.50
Saginaw Harness Raceway	\$	18,787.38
Sports Creek Raceway	\$	69,424.72
Total Outs Revenue to Agriculture Equine Fund	\$	602,007.12²⁾

Summary of ORC Expenditures

January 1, 2006, through December 31, 2006

Salaries, Wages, Retirement & Fringes	\$	2,761,680.00
Total Contractual Services, Supplies & Materials	\$	307,837.00
Travel	\$	72,977.00
Equipment	\$	1,966.00
Grants	\$	-0-
Other	\$	99,050.00
TOTAL EXPENDITURES	\$	3,243,510.00

(1) Public Act 505 of 1998 amended the law covering the distribution of funds from outstanding uncashed winning tickets (Outs). Patrons have 60 days after the close of a race meeting to redeem any uncashed winning ticket. After 60 days, the race meeting licensee retains 50% of the Outs for track operations and deposits the other 50% into the Michigan Agriculture Equine Fund established under the Horse Racing Law of 1995, as amended.

(2) In accordance with P.A. 505, the funds were received as revenue in 2006.

2006 Michigan ORC Licensees by County of Residence

<u>County</u>	<u>Licensees</u>		
ALCONA	2	LEELANAU	1
ALLEGAN	75	LENAWEE	161
ALPENA	1	LIVINGSTON	156
ARENAC	2	MACOMB	173
BARRY	39	MANISTEE	2
BAY	17	MASON	3
BERRIEN	9	MECOSTA	61
BRANCH	31	MIDLAND	27
CALHOUN	89	MONROE	121
CASS	10	MONTCALM	75
CHEBOYGAN	1	MONTMORENCY	1
CLARE	53	MUSKEGON	422
CLINTON	15	NEWAYGO	31
CRAWFORD	5	OAKLAND	420
DELTA	8	OCEANA	12
EATON	47	OGEMAW	9
EMMET	6	OSCEOLA	13
GENESEE	389	OSCODA	4
GLADWIN	23	OTTAWA	67
GRAND TRAVERSE	2	ROSCOMMON	5
GRATIOT	50	SAGINAW	74
HILLSDALE	73	SANILAC	51
HURON	23	SHIAWASSEE	115
INGHAM	125	ST CLAIR	57
IONIA	24	ST JOSEPH	38
IOSCO	6	TUSCOLA	75
IRON	1	VAN BUREN	20
ISABELLA	99	WASHTENAW	113
JACKSON	211	WAYNE	531
KALAMAZOO	35	WEXFORD	8
KENT	84		
LAKE	5		
LAPEER	103		

A total of **4,510** licensees permanently reside in Michigan. Additionally, the ORC licensed approximately 2,000 individuals that did not indentify Michigan as their permanent address.



Equine Health and Sampling

The ORC is committed to maintaining integrity within the horse racing industry. As such, the ORC employs a team of stewards, licensed veterinarians, technicians, and investigators to ensure that horse health remains a priority.

As part of ORC's regulatory function the ORC administers an equine blood/urine testing program in partnership with the Michigan Department of Agriculture Equine Drug Testing Laboratory, located at the Geagley Lab in East Lansing. Dr. Brad Skiba, supervisor of the Laboratory, oversees a team of trained and experienced scientists and technicians who analyze each blood, urine or other sample.

Any drug or other substance not naturally present in the horse's system may either enhance or hinder its performance. It is the duty of the Racing Commissioner to ensure the wagering public that drugs or other foreign substances are not present in any race horse, except as authorized by law. The post-race analysis is an important part of this process.

Equine samples are collected by ORC field staff from the winner of every race, and any other horse designated for testing by officials. Samples are identified only by tag number to ensure confidential testing, while maintaining a chain of evidence. The ORC keeps a copy of each sample tag number and the corresponding horse information (trainer, horse name, race day, track, etc.). If any samples test positive, the Laboratory contacts the ORC for confirmation and possible disciplinary action.

A total of 19,864 post-race samples were tested during 2006 (14,493 TCO₂; 4,331 urine; 1,015 blood and 25 miscellaneous samples). The total number of positives or instances of permitted medication over the approved level was 21.

ORC's veterinarians make sure the horses are sound and capable of racing, and supervise the horse sample collections. ORC veterinarians do not have equine practices of their own. Additional veterinarians, licensed by the ORC for practice in restricted areas at the race tracks, prescribe and administer medications to horses who may be at the tracks but are not scheduled to race. These licensed veterinarians have private equine practices.

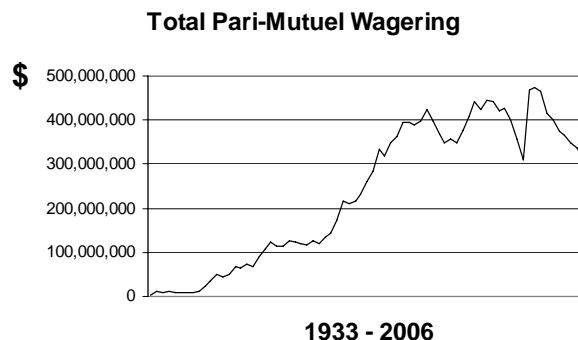


History of Pari-Mutuel Horse Racing in Michigan

The statistical history of pari-mutuel racing in Michigan is as follows:

Year Raced	Days Raced	Total Attendance	Total Pari-Mutuel Wagering	Total State Revenue	Year Raced	Days Raced	Total Attendance	Total Pari-Mutuel Wagering	Total State Wagering Revenue
1933	31	101,227	\$ 3,519,656	\$123,783	1976	645	3,571,312	\$395,703,781	\$27,472,556
1934	123	376,123	12,621,224	423,428	1977	647	3,250,807	387,603,160	26,056,732
1935	66	221,064	7,541,557	266,597	1978	650	3,024,127	398,674,678	27,089,834
1936	68	370,784	10,793,497	265,617	1979	673	3,035,903	425,190,904	28,845,113
1937	62	356,015	10,201,110	167,000	1980	703	3,030,257	396,396,317	27,828,645
1938	62	321,211	8,470,931	156,418	1981	688	2,728,476	368,712,526	24,211,545
1939	69	389,642	10,046,735	185,000	1982	688	2,728,476	347,489,410	22,523,956
1940	65	410,542	9,940,148	178,450	1983	695	2,557,419	355,357,249	22,998,249
1941	70	476,870	12,353,851	186,575	1984	672	2,402,562	347,600,808	22,412,751
1942	97	849,505	23,020,369	253,900	1985	686	2,420,489	375,971,988	24,407,322
1943	95	1,197,594	36,278,761	370,300	1986	743	2,547,474	408,118,864	22,015,578
1944	140	1,008,678	51,012,962	2,235,627	1987	867	2,664,362	441,745,977	22,077,702
1945	142	1,197,594	43,906,185	1,899,444	1988	891	2,506,849	424,145,150	21,221,394
1946	143	1,383,045	49,654,271	2,010,326	1989	918	2,682,457	443,113,234	22,005,832
1947	144	1,309,994	68,100,444	3,354,107	1990	906	2,660,443	440,889,684	21,988,385
1948	144	1,232,485	63,544,845	3,271,911	1991	910	2,577,991	421,382,703	20,988,295
1949	228	1,553,745	72,018,889	3,389,264	1992	918	2,563,334	428,344,299	21,330,433
1950	223	1,486,145	68,374,632	3,652,051	1993	901	2,414,670	401,865,797	19,945,112
1951	246	1,755,597	90,947,510	4,708,772	1994	865	2,065,089	356,694,463	17,834,339
1952	245	1,920,329	108,334,542	5,272,375	1995	827	1,741,325	310,522,945	15,552,692
1953	266	2,100,799	123,457,359	7,131,532	1996*	2,225	2,136,766	467,785,576	9,855,173
1954	261	2,094,627	113,063,730	6,890,294	1997	2,425	2,099,295	474,608,578	14,656,240
1955	253	2,010,795	112,712,977	7,038,099	1998	2,262	1,956,378	463,843,615	13,643,735
1956	271	2,222,256	124,349,974	7,534,306	1999	2,218	1,714,354	416,616,490	13,202,928
1957	270	2,105,540	124,133,569	7,535,106	2000	2,308	1,549,408	399,316,679	13,374,720
1958	269	2,180,516	121,250,928	7,285,377	2001	2,205	1,433,998	374,549,941	11,874,054
1959	279	2,089,199	116,776,923	7,502,281	2002	2,247	1,367,704	365,242,287	11,657,549
1960	291	2,149,416	125,028,322	8,084,554	2003	2,244	1,333,514	346,577,964	11,086,489
1961	293	2,190,046	120,721,673	7,804,478	2004	2,255	1,328,829	337,473,462	10,978,970
1962	320	2,331,166	135,815,283	8,791,784	2005	2,184	1,190,923	309,772,470	10,047,139
1963	326	2,339,232	144,601,442	11,070,550	2006	1,909	1,169,772	\$281,192,788	\$9,067,731
1964	338	2,712,769	173,696,547	13,330,165					
1965	378	3,101,890	215,211,397	16,625,041					
1966	346	2,818,805	209,218,403	16,411,328					
1967	381	2,865,996	217,452,791	16,758,121					
1968	388	2,909,311	231,472,394	17,794,513					
1969	415	3,056,834	260,353,221	19,915,465					
1970	425	3,456,422	285,056,702	21,171,098					
1971	563	3,962,318	333,182,520	24,499,748					
1972	599	3,680,632	317,330,030	24,518,898					
1973	604	3,671,168	347,284,698	26,483,391					
1974	602	3,606,982	363,840,498	27,647,189					
1975	590	3,830,260	394,925,495	28,865,055					

* Full-card simulcasting was authorized with the enactment of the Horse Racing Law of 1995 which allowed Michigan pari-mutuel tracks to conduct live and simulcast wagering year-round. Prior to 1996, "Days Raced" meant days of live racing only. From 1996 on, "Days Raced" indicates tracks operation for live and/or simulcast racing.



Summary of Total Wagering

2006

Live Wagering

Thoroughbred

Great Lakes Downs \$ 2,392,978

Mixed Breed

(Thoroughbred, Quarter Horse, Arabian, Appaloosa and American Paint)

Mount Pleasant Meadows 197,819

Standardbred

Hazel Park Harness Raceway 12,255,520

Jackson Harness Raceway 1,395,392

Northville Downs 3,124,948

Northville Racing Corp. 2,190,859

Sports Creek Raceway 1,920,438

Total Live Wagering \$ 22,116,171

Simulcast Wagering

Thoroughbred

Great Lakes Downs \$ 11,630,011

Mixed Breed

(Thoroughbred, Quarter Horse, Arabian, Appaloosa and American Paint)

Mount Pleasant Meadows 2,611,855

Standardbred

Hazel Park Harness Raceway 113,344,926

Jackson Harness Raceway 11,627,438

Northville Downs 56,582,570

Northville Racing Corp. 33,105,543

Sports Creek Raceway 30,174,274

Total Simulcast Wagering \$ 259,076,617*

Total Simulcast and Live Racing \$ 281,192,788

Note: Total Simulcast and Live Wagering for 2005 was \$309,772,470.

*This amount reflects simulcast wagers made at Michigan tracks only. It does not include out of state or "export" wagers, which are bets placed on Michigan races received at tracks and other wagering sites outside Michigan. Total "export" wagers on Michigan races were \$66,376,603 in 2006.

Summary of State Tax

	2006	2005
Thoroughbred:		
Great Lakes Downs	\$ 407,058	\$ 413,317
Mixed Breed (Thoroughbred, Quarter Horse, Arabian, Appaloosa, and American Paint)		
Mount Pleasant	\$ 91,420	\$ 92,088
Standardbred:		
Hazel Park Harness Raceway	\$ 3,967,085	\$ 4,344,814
Jackson Harness Raceway	406,960	420,196
Northville Downs	1,980,398	2,116,008
Northville Racing Corporation	1,158,699	1,326,388
Saginaw Harness Raceway*	-0-	328,473
Sports Creek Raceway	1,056,111	1,005,855
Harness Totals	\$ 8,569,253	\$ 9,541,806
Total State Tax on Simulcast Wagering:	\$ 9,067,731	\$ 10,047,139

* Saginaw Harness Raceway closed in 2005.

Purse Pool Distribution

Michigan pari-mutuel horse racing associations endeavor to promote the best in racing. Purses paid by the licensed associations are largely responsible for accomplishing this task. The 2006 amounts exclude supplements and fees provided by the Michigan Department of Agriculture (MDA). In 2006, MDA reported over \$6 million provided by the Agriculture Equine Fund directly to the pari-mutuel purse pool for supplements.

2006

Thoroughbred:

Great Lakes Downs \$ 6,095,400

Mixed Breed

(Thoroughbred, Quarter Horse, Arabian, Appaloosa and American Paint)

Mount Pleasant \$ 1,143,466

Standardbred:

Hazel Park Harness Raceway \$ 5,132,238

Jackson Harness Raceway 611,763

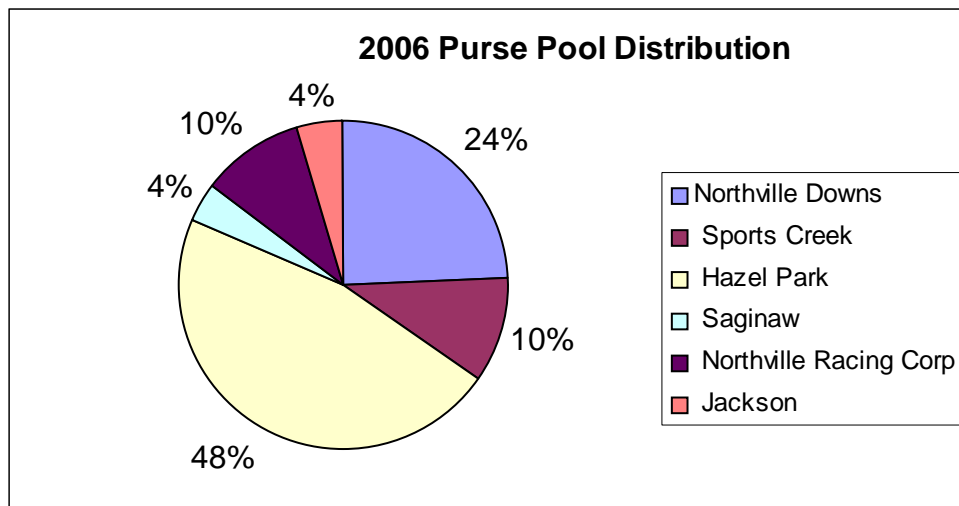
Northville Downs 2,376,299

Northville Racing Corporation 1,316,198

Sports Creek Raceway 1,054,898

Standardbred Totals: \$ 10,491,396

Total Purse Distribution: \$ 17,730,262



Distribution of Pari-Mutuel Wagering Revenues to Cities/Townships

	2006
City of Hazel Park:	
*Revenue	\$ 508,169.70
**Expenditures	508,169.70
City of Jackson:	
*Revenue	\$ 79,645.77
**Expenditures	41,982.62
Isabella Township (Mount Pleasant):	
*Revenue	\$ 2,473.46
**Expenditures	3,403.46
Fruitport Charter Township:	
*Revenue	\$ 53,394.73
**Expenditures	43,967.94
City of Northville:	
*Revenue	\$ 404,900.00
**Expenditures	184,767.08
City of Swartz Creek:	
*Revenue	\$ 134,901.69
**Expenditures	7,573.24
Total:	
*Revenue	\$ 1,183,485.35
**Expenditures	\$ 789,864.04

All figures are for the calendar year.

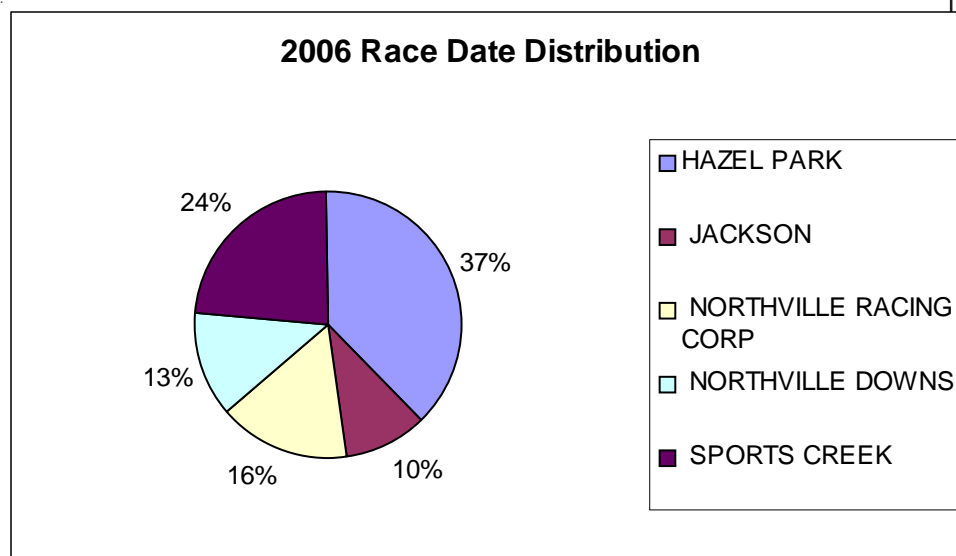
- * Revenue equals all breakage generated during the calendar year.
- ** Expenditures represent the amount of money reported by local units of government to the ORC for services provided pursuant to Section 21 of the Horse Racing Law of 1995.

Note: Breakage is the amount that is subtracted from wager payout calculations when they are rounded down to the nearest dime (or nickel in a minus pool situation). For example, if a winning bet is computed to pay \$3.11 the bettor receives \$3.10 and the \$.01 in breakage is distributed to cities and/or townships in which the track is located.

Race Meeting Summary - All Race Meetings (live and simulcast)

	2006	2005
Live Dates Allotted	481	548
Live Dates Run	472	492
Live Dates Not Run	9	56
Live & Simulcast Dates Total	1,909	2,184
Live & Simulcast Attendance	1,169,772	1,190,923
Daily Average	613	545
Live Wagering Total	\$ 22,116,171	\$ 22,712,959
Simulcast Wagering Total	259,076,617	287,059,511
Combined Wagering Total	281,192,788	309,772,470
Daily Average	147,299	141,837
Per Capita	240	260
Amount Payable to Winning Ticket Holders Total	\$ 218,243,055	\$240,325,150
Daily Average	114,323	110,038
State Revenue Total	\$ 9,067,731	\$ 10,047,211
Daily Average	4,750	4,600
* Purse Total	\$ 17,730,262	\$ 18,625,639
Daily Average	37,564	37,857
Track Share Commission Total	\$ 42,502,460	\$ 46,998,052
Daily Average	22,264	21,519

* The amounts exclude supplements and fees.



Race Meeting Summary - Harness Totals

	2006	2005
Live Dates Allotted	343	407
Live Dates Run	337	356
Live Dates Not Run	6	51
Live & Simulcast Dates Total	1,325	1,622
Live & Simulcast Attendance	1,090,823	1,110,179
Daily Average	823	685
Live Wagering Total	\$ 19,525,374	\$ 19,918,130
Simulcast Wagering Total	244,834,751	272,619,820
Combined Wagering Total	264,360,125	292,537,950
Daily Average	199,517	180,356
Per Capita	242	264
Amount Payable to Winning Ticket Holders Total	\$205,190,328	\$227,011,440
Daily Average	154,861	139,958
State Revenue Total	\$ 8,569,253	\$ 9,541,806
Daily Average	6,467	5,883
* Purse Total	\$ 10,491,396	\$ 11,340,531
Daily Average	31,132	31,855
Track Share Commission Total	\$ 39,883,562	\$ 44,298,877
Daily Average	30,101	27,311

* The amounts exclude supplements and fees.



Track Summaries - Great Lakes Downs

	2006	2005
Live Dates Allotted	104	105
Live Dates Run	101	100
Live Dates Not Run	3	5
Live & Simulcast Dates Total	325	306
Live & Simulcast Attendance	64,582	66,421
Daily Average	199	217
Live Wagering Total	\$ 2,392,978	\$ 2,613,420
Simulcast Wagering Total	11,630,011	11,808,769
Combined Wagering Total	14,022,989	14,422,189
Daily Average	43,148	47,131
Per Capita	217	217
Amount Payable to Winning Ticket Holders Total	\$ 10,877,779	\$ 11,176,021
Daily Average	33,470	36,523
State Revenue Total	\$ 407,058	\$ 413,317
Daily Average	1,253	1,351
* Purse Total	\$ 6,095,400	\$ 6,295,365
Daily Average	60,350	62,954
Track Share Commission Total	\$ 2,228,552	\$ 2,312,764
Daily Average	6,857	7,558

* The amounts exclude supplements and fees.

Great Lakes Downs raced 101 dates in 2006 from May 6 through November 4. October 2 was canceled due to inclement weather and the Racing Commissioner granted a reduction of 2 days on November 6 and 7 due to diminished purses. Great Lakes Downs raced 100 dates from May 16 through November 5 in 2005. The Racing Commissioner granted a reduction of 5 days due to an inadequate horse supply.

Note: The Track Summary of Great Lakes Downs represents the Thoroughbred Race Meeting Summary. Great Lakes Downs is the only all-Thoroughbred track in Michigan.

Track Summaries - Hazel Park Harness Raceway

	2006	2005
Live Dates Allotted	130	140
Live Dates Run	130	140
Live Dates Not Run	0	0
Live & Simulcast Dates Total	361	361
Live & Simulcast Attendance	597,818	644,101
Daily Average	1,656	1,784
Live Wagering Total	\$ 10,893,737	\$ 12,255,520
Simulcast Wagering Total	113,344,926	124,137,066
Combined Wagering Total	124,238,663	136,392,586
Daily Average	344,151	377,819
Per Capita	208	212
Amount Payable to Winning Ticket Holders Total	\$96,296,716	\$105,798,288
Daily Average	266,750	293,070
State Revenue Total	\$ 3,967,085	\$ 4,344,814
Daily Average	10,989	12,036
* Purse Total	\$ 5,132,238	\$ 5,612,955
Daily Average	39,479	40,093
Track Share Commission Total	\$ 18,745,454	\$ 20,795,473
Daily Average	51,927	57,605

* The amounts exclude supplements and fees.

Hazel Park Harness Raceway raced 130 dates in 2006, from April 14 through October 14. Hazel Park Harness Raceway raced 140 dates in 2005, from April 4 through October 15. No allotted dates were cancelled in 2006 or 2005.

Track Summaries - Jackson Harness Raceway

	2006	2005
Live Dates Allotted	33	24
Live Dates Run	33	24
Live Dates Not Run	0	0
Live & Simulcast Dates Total	243	237
Live & Simulcast Attendance	94,147	80,222
Daily Average	387	333
Live Wagering Total	\$ 1,395,392	\$ 1,055,506
Simulcast Wagering Total	11,627,438	12,006,152
Combined Wagering Total	13,022,830	13,061,658
Daily Average	53,592	55,113
Per Capita	138	163
Amount Payable to Winning Ticket Holders Total	\$9,967,208	\$10,134,791
Daily Average	41,017	42,763
State Revenue Total	\$ 406,960	\$ 420,196
Daily Average	1,675	1,773
* Purse Total	\$ 611,763	\$ 504,984
Daily Average	18,538	21,041
Track Share Commission Total	\$ 1,974,665	\$ 1,967,391
Daily Average	8,126	8,301

* The amounts exclude supplements and fees.

Jackson Harness Raceway (JHR) presented 33 live race dates in 2006 from April 26 through July 8. JHR presented 24 live race dates in 2005 from April 20 through June 11. No allotted dates were cancelled in 2006 or 2005.

Track Summaries - Mount Pleasant Meadows

	2006	2005
Live Dates Allotted	34	36
Live Dates Run	34	36
Live Dates Not Run	0	0
Live & Simulcast Dates Total	259	256
Live & Simulcast Attendance	14,367	14,323
Daily Average	56	56
Live Wagering Total	\$ 197,819	\$ 181,409
Simulcast Wagering Total	2,611,855	2,630,922
Combined Wagering Total	2,809,674	2,812,331
Daily Average	10,848	10,986
Per Capita	196	196
Amount Payable to Winning Ticket Holders Total	\$2,174,948	\$2,137,689
Daily Average	8,398	8,350
State Revenue Total	\$ 91,420	\$ 92,088
Daily Average	353	360
* Purse Total	\$ 1,143,466	\$ 989,743
Daily Average	33,631	27,493
Track Share Commission Total	\$ 390,346	\$ 386,411
Daily Average	1,507	1,509

* The amounts exclude supplements and fees.

Mount Pleasant Meadows raced 34 dates in 2006, from May 6 through September 23, and 36 dates in 2005, from May 7 to September 25. No allotted dates were cancelled in 2006 or 2005.

Note: The Track Summary of Mount Pleasant Meadows represents the Mixed Breed Race Meeting Summary. Mixed Breed race horses include Thoroughbred, Quarter Horse, Arabian, Appaloosa, and American Paint.

Track Summaries - Northville Downs

	2006	2005
Live Dates Allotted	54	66
Live Dates Run	53	47
Live Dates Not Run	1	19
Live & Simulcast Dates Total	211	211
Live & Simulcast Attendance	169,474	113,756
Daily Average	803	539
Live Wagering Total	\$ 3,124,948	\$ 2,116,930
Simulcast Wagering Total	56,582,570	60,457,077
Combined Wagering Total	59,707,518	62,574,007
Daily Average	282,974	296,559
Per Capita	352	550
Amount Payable to Winning Ticket Holders Total	\$46,732,832	\$48,903,002
Daily Average	221,483	231,768
State Revenue Total	\$ 1,980,398	\$ 2,116,008
Daily Average	9,386	10,029
* Purse Total	\$ 2,376,299	\$ 2,194,553
Daily Average	44,836	46,693
Track Share Commission Total	\$ 8,787,726	\$ 9,181,257
Daily Average	41,648	43,513

* The amounts exclude supplements and fees.

Northville Downs raced 53 dates in 2006 from January 6 through April 8. One date was run as a matinee on February 4 in place of February 5 due to it being Super Bowl Sunday. Northville Downs raced 47 dates in 2005 from January 1 through April 2. Four allotted dates were cancelled on January 11, 12, 13 and 22 due to inclement weather and 15 dates were cancelled from February 8 through February 26 due to an outbreak of Equine Herpes Virus (EHV-1) which resulted in a 3-week quarantine.

Track Summaries - Northville Racing Corporation

	2006	2005
Live Dates Allotted	44	54
Live Dates Run	44	40
Live Dates Not Run	0	14
Live & Simulcast Dates Total	150	150
Live & Simulcast Attendance	88,702	103,262
Daily Average	591	688
Live Wagering Total	\$ 2,190,859	\$ 2,113,799
Simulcast Wagering Total	33,105,543	37,896,646
Combined Wagering Total	35,296,402	40,010,445
Daily Average	235,309	266,736
Per Capita	398	388
Amount Payable to Winning		
Ticket Holders Total	\$ 27,336,887	\$ 31,297,666
Daily Average	182,246	208,651
State Revenue Total	\$ 1,158,699	\$ 1,326,388
Daily Average	7,725	8,843
* Purse Total	\$ 1,316,198	\$ 1,405,474
Daily Average	29,914	35,137
Track Share Commission Total	\$ 5,347,709	\$ 6,018,383
Daily Average	35,651	40,123

* The amounts exclude supplements and fees.

Northville Racing Corporation (NRC) presented 44 dates in 2006, from October 17 through December 30. In 2005, NRC ran 40 live racing dates from October 17 through December 30. The Racing Commissioner granted a reduction of 13 dates in 2005 due to an inadequate horse supply and one allotted date was cancelled to inclement weather on December 15.

Track Summaries - Saginaw Harness Raceway

	2006	2005
Live Dates Allotted	-- Racetrack Closed --	33
Live Dates Run		23
Live Dates Not Run		10
Live & Simulcast Dates Total		302
Live & Simulcast Attendance		38,352
Daily Average		127
Live Wagering Total		\$ 533,169
Simulcast Wagering Total		9,384,616
Combined Wagering Total		9,917,785
Daily Average		32,840
Per Capita		259
Amount Payable to Winning Ticket Holders Total		\$ 7,538,150
Daily Average		24,961
State Revenue Total		\$ 328,473
Daily Average		1,088
* Purse Total		\$ 487,944
Daily Average		21,215
Track Share Commission Total		\$ 1,549,873
Daily Average		5,132
* The amounts exclude supplements and fees.		

Saginaw Harness Raceway presented 23 dates in 2005, from July 1 through August 28. The Racing Commissioner granted a reduction of 10 days due to an inadequate horse supply. Saginaw Harness Raceway closed for business on Sunday, October 30, 2005.

Track Summaries - Sports Creek Raceway

	2006	2005
Live Dates Allotted	82	90
Live Dates Run	77	82
Live Dates Not Run	5	8
Live & Simulcast Dates Total	360	361
Live & Simulcast Attendance	140,682	130,486
Daily Average	391	362
Live Wagering Total	\$ 1,920,438	\$ 1,843,206
Simulcast Wagering Total	30,174,274	28,738,263
Combined Wagering Total	32,094,712	30,581,469
Daily Average	89,152	84,713
Per Capita	228	234
Amount Payable to Winning		
Ticket Holders Total	\$24,856,685	\$23,339,543
Daily Average	69,046	64,653
State Revenue Total	\$ 1,056,111	\$ 1,005,855
Daily Average	2,934	2,786
* Purse Total	\$ 1,054,898	\$ 1,134,621
Daily Average	13,700	13,837
Track Share Commission Total	\$ 5,028,008	\$ 4,786,500
Daily Average	13,967	13,259

* The amounts exclude supplements and fees.

Sports Creek Raceway (SCR) presented two separate live race meetings in 2006. The first ran 17 dates, from January 6 through February 14. One allotted date was cancelled on February 5 due to an inadequate horse supply. The second race meeting ran 60 dates, from August 19 through December 31. Three dates were cancelled on August 12, 13 and 18 due to an inadequate horse supply and one date was cancelled on December 27 due to an error in the race meeting application. SCR also presented two separate live race meetings in 2005. The first ran 20 dates, from January 1 through February 6. One allotted date was cancelled on January 22 due to inclement weather. The second ran 61 dates, from September 3 through December 31. The Racing Commissioner granted a reduction of 7 dates due to an inadequate horse supply.

Track Information



Great Lakes Downs

Thoroughbred Racing

Location: 4800 S. Harvey Street
Muskegon, MI 49444
231-799-2400
www.greatlakesdowns.com

Size of Track:
Length: 1/2 mile to 1 1/8 mile
Width: 80 feet

Soil of Track:
Sand and clay on limestone base

Grandstand Seating Capacity: 2,350
Clubhouse Seating Capacity: 850
Barn Area Horse Stall Space: 800

Date of First Track License: February 1, 1984
Date of Inaugural Harness Meeting: May 25, 1989
Date of Inaugural Thoroughbred Mtg: April 23, 1999
Attendance Record:
4,821; May 5, 2001
Pari-Mutuel Wagering Record:
\$1,104,066; May 5, 2001

Hazel Park Harness Raceway

Harness Racing

Location: 1650 East Ten Mile Road
Hazel Park, MI 48030
248-398-1000
www.hazelparkraceway.com

Size of Track:
Length: 5/8 mile
Width: 80 feet

Soil of Track:
Limestone, coarse and fine

Grandstand Seating Capacity: 9,200
Clubhouse Seating Capacity: 3,000
Barn Area Horse Stall Space: 1,200

Date of First Track License: August 1949
Date of Inaugural Meeting: August 17, 1949
Attendance Record:
28,726; May 31, 1965
Pari-Mutuel Wagering Record:
\$2,029,028; July 10, 1977

Track Information

Jackson Harness Raceway

Harness Racing

Location: 200 West Ganson Street
Jackson, MI 49204
517-788-4500

Size of Track:
Length: 1/2 mile
Width: 70 feet

Soil of Track:
Limestone, coarse and fine

Grandstand Seating Capacity: 6,500
Sulky Lounge Seating Capacity: 250
Barn Area Horse Stall Space: 500
Housing Space for Stable Help: 16

Date of First Track License: 1948
Date of Inaugural Meeting: May 28, 1949
Attendance Record:
6,812; August 16, 1975
Pari-Mutuel Wagering Record:
\$346,557; May 18, 1986

Mount Pleasant Meadows

Mixed Breed Racing

Location: 500 North Mission Road
Mount Pleasant, MI 48858
989-773-0012

Size of Track:
Length: 1/2 mile
Width: 60 feet

Soil of Track:
Sandy loam

Grandstand Seating Capacity: 3,000
Clubhouse Seating Capacity: 400
Barn Area Horse Stall Space: 300

Date of First Track License: May 1985
Date of Inaugural Meeting: June 21, 1985
Attendance Record:
1,027; May 17, 1986
Pari-Mutuel Wagering Record:
\$61,463; October 1, 1989

Northville Downs

Harness Racing

Location: 301 South Center Street
Northville, MI 48167
248-349-1000
www.northvilledowns.com

Size of Track:
Length: 1/2 mile
Width: 80 feet

Soil of Track:
Limestone and stone mix

Grandstand Seating Capacity: 3,200
Grandstand Standing Capacity: 2,000
Clubhouse Seating Capacity: 900
Barn Area Horse Stall Space: 493
Housing Space for Stable Help: 80

Date of First Track License: August 1944
Date of Inaugural Meeting: August 4, 1944
Attendance Record:
9,610; May 15, 1950
Pari-Mutuel Wagering Record:
\$935,067; March 28, 1986

Sports Creek Raceway

Harness Racing

Location: 4290 Morrish Road
Swartz Creek, MI 48473
810-635-3333

Size of Track:
Length: 5/8 mile
Width: 80 feet

Soil of Track:
Clay base, stone dust and limestone
cushion

Grandstand Seating Capacity: 4,500
Clubhouse Seating Capacity: 2,000
Barn Area Horse Stall Space: 200

Date of First Track License: April, 26, 1984
Date of Inaugural Meeting: November 5, 1986
Attendance Record:
6,111; November 5, 1986
Pari-Mutuel Wagering Record:
\$626,388; March 11, 1990

2007 Live Racing Schedule

	THOROUGHBRED RACING	
Great Lakes Downs 4800 Harvey Street Muskegon, MI 49444 231-799-2400	May 6 (Saturday) through November 7 (Tuesday)	100 Dates
	MIXED BREED RACING	
Mount Pleasant Meadows 500 N. Mission Road Mt. Pleasant, MI 48858 989-773-0012	May 6 (Saturday) through September 23 (Sunday)	35 Dates
	Thoroughbred & Mixed Breed Total:	135 Dates
	STANDARD BRED RACING	
Sports Creek Raceway 4290 Morrish Road Swartz Creek, MI 48473 810-635-3333	January 6 (Friday) through February 12 (Sunday) August 12 (Saturday) through December 31 (Sunday)	70 Dates
Northville Downs 301 South Center Street Northville, MI 48167 248-349-1000	January 6 (Friday) through April 8 (Saturday)	58 Dates
Hazel Park Harness Raceway 1650 East Ten Mile Road Hazel Park, MI 48030 248-398-1000	April 14 (Friday) through October 14 (Saturday)	108 Dates
Jackson Harness Raceway 200 W. Ganson Street Box 881 Jackson, MI 49204 517-788-4500	April 26 (Wednesday) through July 8 (Saturday)	36 Dates
Northville Racing Corp. 301 South Center Street Northville, MI 48167 248-349-1000	October 17 (Tuesday) through December 30 (Saturday)	43 Dates
	Standardbred Total:	315 Dates
	2007 TOTAL:	450 Dates



www.michigan.gov/horseracing