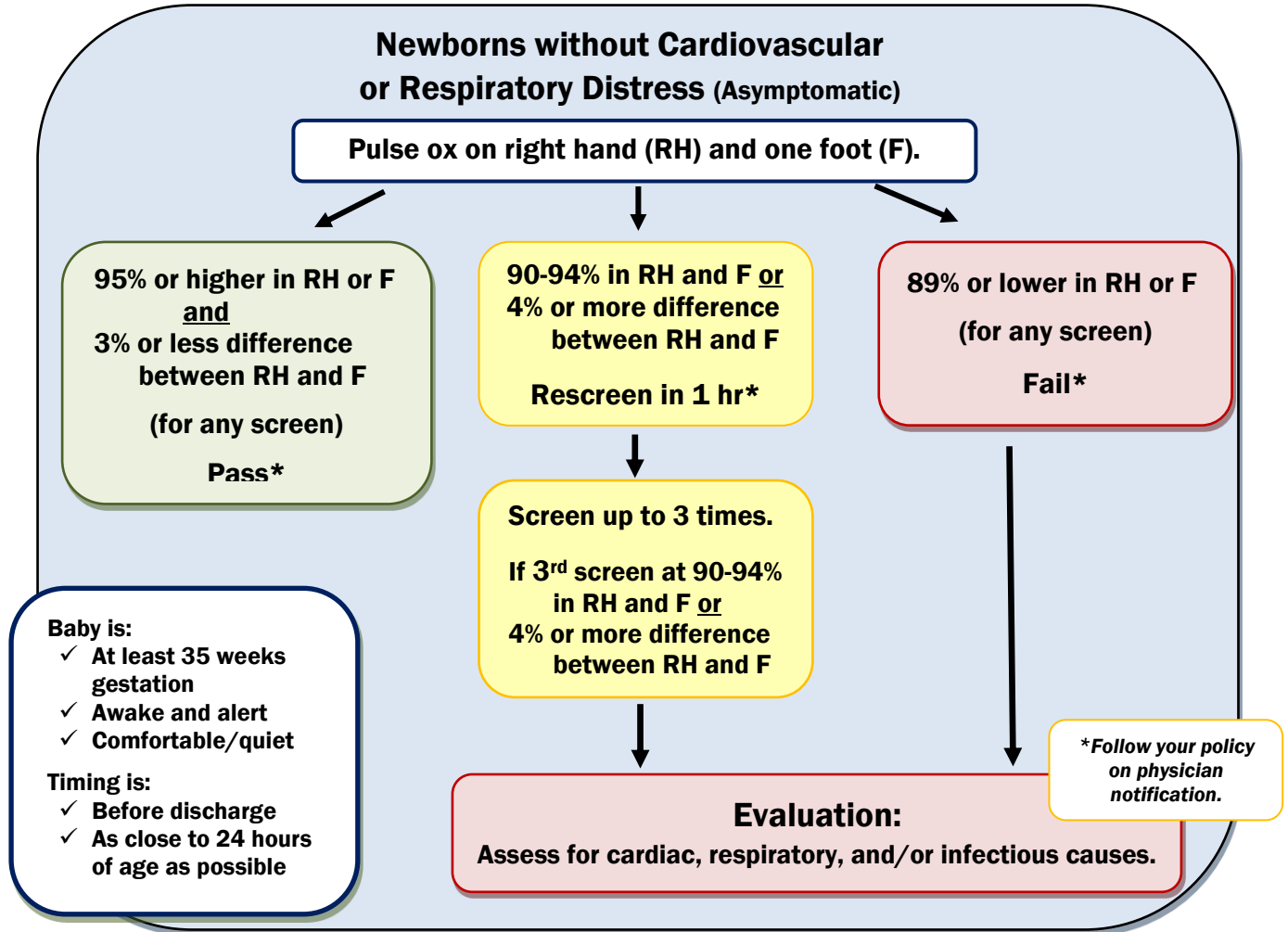


draft-  
11/1/12

# Pulse Oximetry Screening


For Critical Congenital Heart Defects (CCHD)



**RIGHT HAND**

**Pre-Ductal Screen**


Place the sensor on the back of the RIGHT HAND below the 4th or 5th finger. Wrap the tape around the hand. Align the emitter and the detector.



**EITHER FOOT**

**Post-Ductal Screen**

Place the sensor on the back of EITHER FOOT below the 4th or 5th toe. Wrap the tape around the foot. Align the emitter and the detector.



**You might say:**

**Screen/Rescreen:** "Pulse oximetry (pulse ox) is a way to check the oxygen level in the blood. It is painless and will only take a few minutes. If blood oxygen is a little low, we will recheck it later."

**Fail:** "Pulse ox showed that the blood oxygen level is low. The medical team needs to follow-up right away to find out why. Sometimes a low pulse ox result is a sign of health problems. If there is a problem, it's good to find out before your baby goes home."

Michigan Department of Health and Human Services Newborn Screening Follow-up

South Grand Building

PO Box 30195, Lansing, MI 48909,

1.866.673.9939

[www.michigan.gov/cchd](http://www.michigan.gov/cchd)