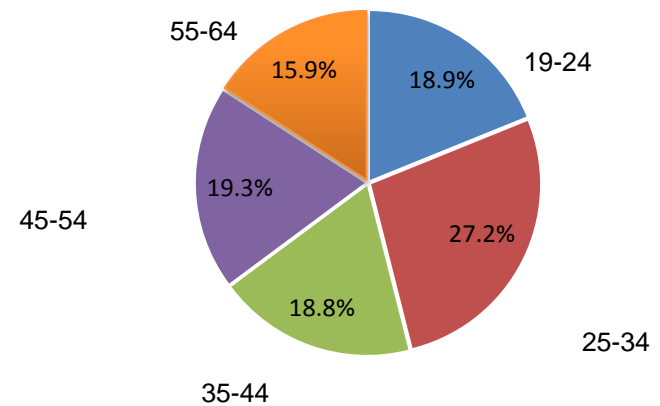
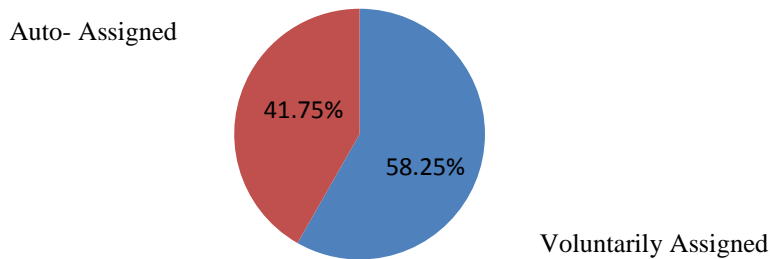


Total Healthy Michigan Plan Beneficiaries			
	Number of Females	Number of Males	Number Eligible
Age 19-24	64,602	62,917	127,519
Age 25-34	87,113	96,572	183,685
Age 35-44	58,989	67,885	126,874
Age 45-54	64,128	66,356	130,484
Age 55-64	56,225	50,914	107,139
Total	331,057	344,644	675,701
Percentage	48.99%	51.01%	100.00%

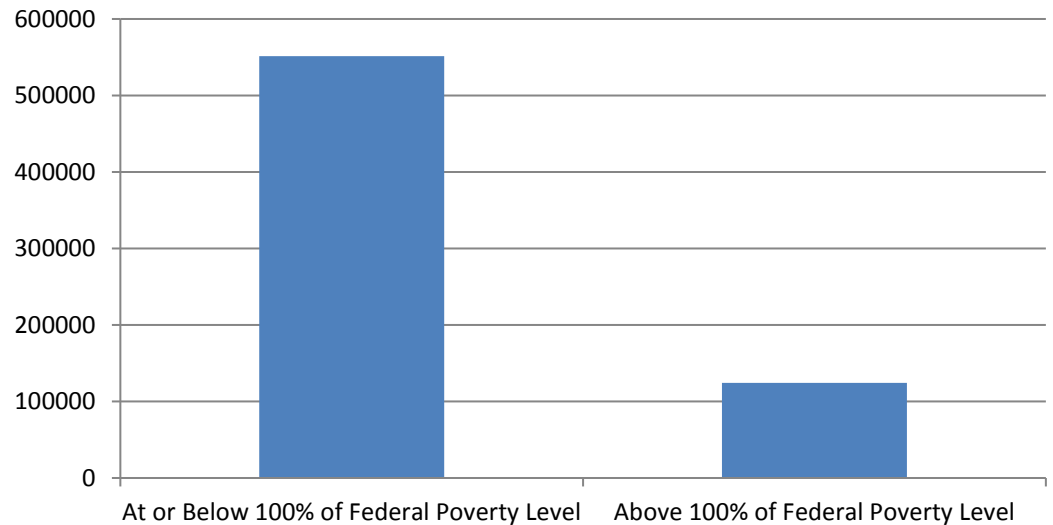
Enrollees in Healthy Michigan Plan by Age



August Healthy Michigan Enrollment by Plan Assignment



Eligibility by Federal Poverty Level



Beneficiaries not detailed in health plan enrollment chart will remain in fee-for-service until they transition into a health plan