



# **Supported Independence Science**

**Official Released Items**

# **Grade 11**

---

**Spring 2009  
Official Released Items**

**MICHIGAN STATE BOARD OF EDUCATION****STATEMENT OF ASSURANCE OF COMPLIANCE WITH FEDERAL LAW**

The Michigan State Board of Education complies with all Federal laws and regulations prohibiting discrimination and with all requirements and regulations of the U.S. Department of Education. It is the policy of the Michigan State Board of Education that no person on the basis of race, color, religion, national origin or ancestry, age, sex, marital status, or handicap shall be discriminated against, excluded from participation in, denied the benefits of, or otherwise be subjected to discrimination in any program or activity for which it is responsible or for which it receives financial assistance from the U.S. Department of Education.

The *Grade 11 Supported Independence Science Assessment* was administered for the first time in Spring 2008. Beginning with this administration, the Office of Educational Assessment and Accountability (OEAA) will annually release a portion of the items that are administered on the assessment. This booklet contains released items from the Spring 2009 administration and is intended to be used by districts to assist in their interpretation of item analysis data. The information contained in this booklet may also be used by schools, teachers, and parents as a resource for understanding the content and format of the assessment items. In addition to MI-Access training materials and Extended Benchmarks (EB), the released items may also have utility in informing decisions related to instruction, curriculum, and assessment. These items are **not** secure and may be copied and distributed as needed.

The table below lists the number of core and released items administered on the Spring 2009 *Grade 11 Supported Independence Science Assessment*. Core items are those that count toward students' scores. All released items in this booklet were selected from the pool of core items that appeared on the assessment.

**Supported Independence Science Grade 11**

<b>Science Strand</b>	<b>Number of Core Items</b>
Life	7
Physical	3
Earth	5
Constructing	1
Reflecting	1
<b>Total Items</b>	<b>17</b>
<b>Total Possible Points</b>	<b>68</b>
<b>Released Items</b>	<b>3</b> <b>(Numbers vary by strand and topic.)</b>

\*2 points/item Primary Assessment Administrator + 2 points/item Shadow Assessment Administrator = 4 points possible/item

Copyright© 2009, held by the State Administrative Board, State of Michigan. All rights reserved. Printed in U.S.A. **Permission is granted to schools, parents, government agencies and non-profit organizations in Michigan to reproduce and distribute this document for non-commercial use in helping Michigan educators and other citizens in interpreting and using the MI-Access assessment results.**

For all instances other than identified in the previous paragraph, no part of this publication may be reproduced, stored in a retrieval system, or transmitted, in any form or by any means, electronic, mechanical, photocopying, recording or otherwise, without prior permission from the Office of Educational Assessment and Accountability.

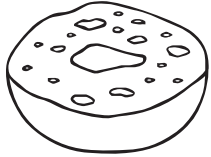
## Supported Independence General Directions

- Prior to administration, review the assessment items. The Supported Independence assessment uses a selected-response item format. These items are scored with the Supported Independence Scoring Rubric. Learning how to apply the rubric correctly is very important to the reliability of the assessment. The *2008/2009 MI-Access Coordinator and Assessment Administrator Manual* and the *MI-Access Participation and Supported Independence (P/SI) Scoring Rubrics Online Learning Program* ([www.mi-access.info](http://www.mi-access.info)) both contain examples on how the rubric should be applied. In addition, the "Scoring Rubric Flow Chart" included in the manual explains when to give a student a score point or a condition code.
- All items are designed to assess the science Extended Benchmarks (EBs), which link the assessments to the Michigan Curriculum Frameworks' Content Standards.
- All answer choices for selected-response items require graphics. These have been provided as thumbnails on the page containing the item and as separate full-page (8½ x 11) picture cards coded to the individual items for which they will be used. Prior to administration, review the items and corresponding picture cards to ensure that you have the correct one for each item. When administering the assessments, these picture cards must be presented to the student two times in a different order, and the student must respond correctly both times. Both the MI-Access manual and the scoring rubrics online learning program provide detailed descriptions and examples of how to present items with picture cards to the student.
- Plan for appropriate materials and any individualized communication or technology devices the student may need, such as augmentative communication devices and/or other specialized equipment. Keep in mind that any aids or materials used must be chronologically age appropriate and reflect what the student typically uses during instruction (in other words, do not introduce a new device or material during assessment administration).
- Persons involved in the assessment should follow universal health precautions when needed.
- Determine which **two** people will observe and score the items. A certified professional staff member (such as a teacher, school psychologist, related service provider, or teacher consultant) must act as the Primary Assessment Administrator (PAA). Shadow Assessment Administrators (SAA) can also be certified staff or other school personnel (such as highly qualified paraprofessionals). Keep in mind that both PAAs and SAAs must (1) be familiar with the student, and (2) not impede or influence any interaction particular to the item.
- Both the PAA and SAA will need to tear or cut out their respective MI-Access Assessment Administrator Scoring Documents, which are located in the assessment booklet following the assessment items. This is where the PAA and SAA will record the score point or condition code for each item. Using a separate scoring document allows the PAA and SAA to independently score the student's response to each item. Once all of the items have been administered, the score points or condition codes recorded by the PAA and SAA must be transferred to the student's answer document using a Number 2 pencil.

**R1** Which food is in the dairy group?



**chicken**



**bagel**



**yogurt**

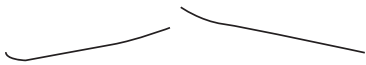
**R2** Which guitar string is making sound?



**moving**

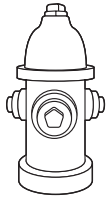


**still**




**broken**

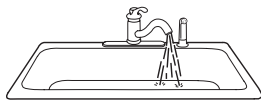
**R3** Which shows a source of water used for public safety?



**hydrant**




**lake**



**sink**



**Do Not Continue.**



**Do not continue until instructed to do so.**

Student Name: \_\_\_\_\_

### **MI-Access Primary Assessment Administrator Scoring Document**

**Directions:** *Tear or cut this document out of the assessment booklet.* Circle your scores for the student on this document, then transfer them to the student answer document. Please be careful that your scores from this sheet are transferred to the correct numbered item on the student answer document.

#### **Science Supported Independence Items**

##### **Item R1**

- 2** Responds correctly with no assessment administrator assistance
- 1** Responds correctly after assessment administrator provides verbal/physical cues
- A** Incorrect response
- B** Resists/Refuses
- C** Assessment administrator provides hand-over-hand assistance and/or step-by-step directions

##### **Item R2**

- 2** Responds correctly with no assessment administrator assistance
- 1** Responds correctly after assessment administrator provides verbal/physical cues
- A** Incorrect response
- B** Resists/Refuses
- C** Assessment administrator provides hand-over-hand assistance and/or step-by-step directions

##### **Item R3**

- 2** Responds correctly with no assessment administrator assistance
- 1** Responds correctly after assessment administrator provides verbal/physical cues
- A** Incorrect response
- B** Resists/Refuses
- C** Assessment administrator provides hand-over-hand assistance and/or step-by-step directions

Student Name: \_\_\_\_\_

### **MI-Access Shadow Assessment Administrator Scoring Document**

**Directions:** *Tear or cut this document out of the assessment booklet.* Circle your scores for the student on this document, then transfer them to the student answer document. Please be careful that your scores from this sheet are transferred to the correct numbered item on the student answer document.

#### **Science Supported Independence Items**

##### **Item R1**

- 2** Responds correctly with no assessment administrator assistance
- 1** Responds correctly after assessment administrator provides verbal/physical cues
- A** Incorrect response
- B** Resists/Refuses
- C** Assessment administrator provides hand-over-hand assistance and/or step-by-step directions

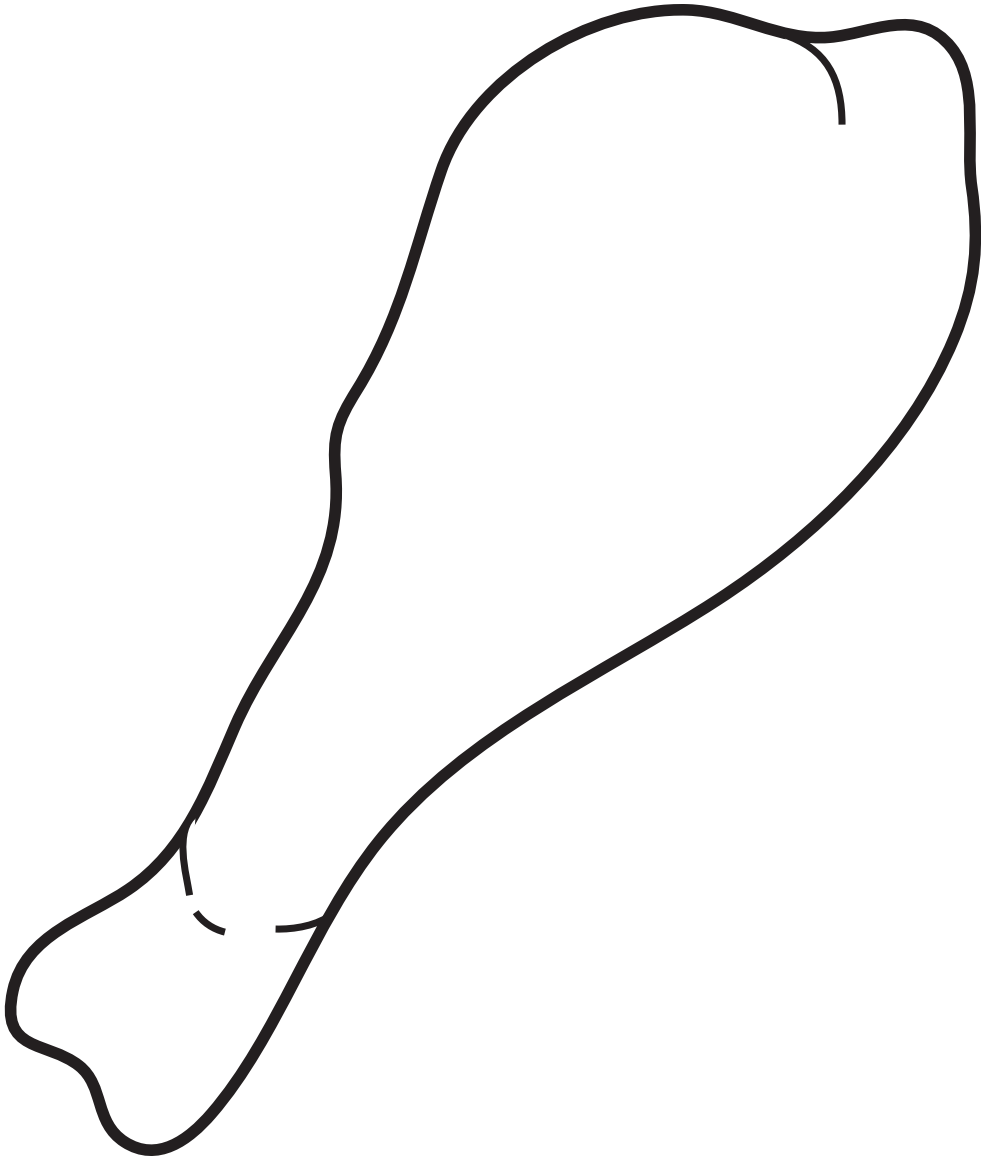
##### **Item R2**

- 2** Responds correctly with no assessment administrator assistance
- 1** Responds correctly after assessment administrator provides verbal/physical cues
- A** Incorrect response
- B** Resists/Refuses
- C** Assessment administrator provides hand-over-hand assistance and/or step-by-step directions

##### **Item R3**

- 2** Responds correctly with no assessment administrator assistance
- 1** Responds correctly after assessment administrator provides verbal/physical cues
- A** Incorrect response
- B** Resists/Refuses
- C** Assessment administrator provides hand-over-hand assistance and/or step-by-step directions






**chicken**

**Science Grade 11 Supported Independence**

**Selected-response R1**

**Incorrect "chicken"**



**bagel**

**Science Grade 11 Supported Independence**

**Selected-response R1**

**Incorrect "bagel"**



**yogurt**

**Science Grade 11 Supported Independence**

**Selected-response R1**

**Correct "yogurt"**



**moving**

**Science Grade 11 Supported Independence**

**Selected-response R2**

**Correct "moving"**



**still**

**Science Grade 11 Supported Independence**

**Selected-response R2**

**Incorrect "still"**

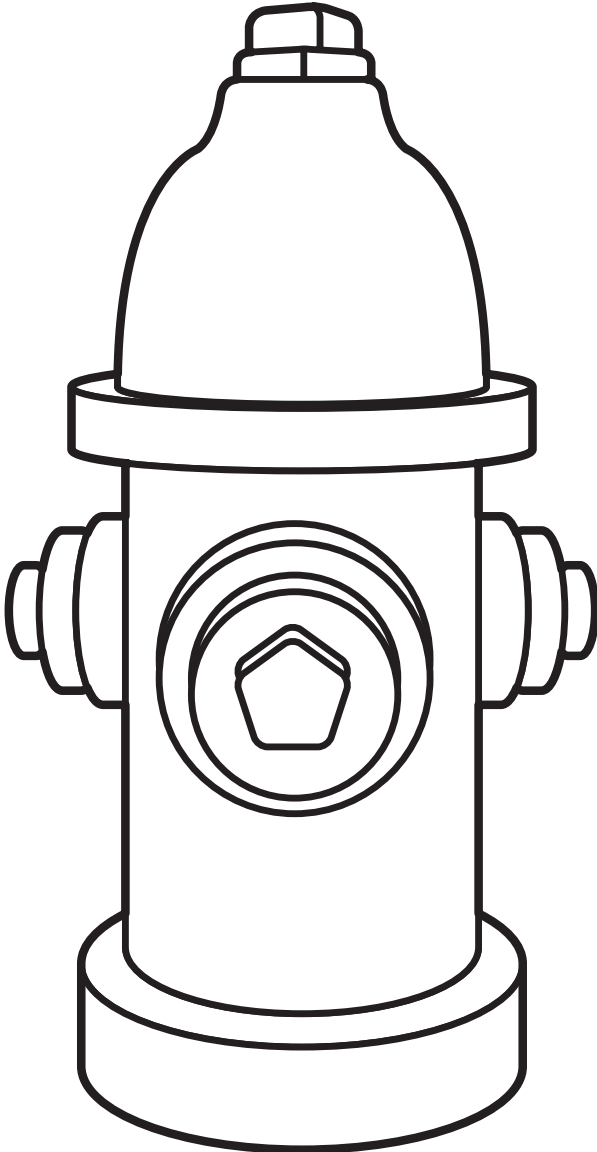


**broken**

**Science Grade 11 Supported Independence**

**Selected-response R2**

**Incorrect "broken"**




**hydrant**

**Science Grade 11 Supported Independence**

**Selected-response R3**

**Correct "hydrant"**




**lake**

**Science Grade 11 Supported Independence**

**Selected-response R3**

**Incorrect "lake"**



**sink**

**Science Grade 11 Supported Independence**

**Selected-response R3**

**Incorrect "sink"**

Below is a list of the Extended Benchmarks (EB) for each released item found in this booklet. The chart contains the EB code and a brief description of what is measured.

Full descriptions of the EB contained in the chart below are available for review and download at [www.mi.gov/mi-access](http://www.mi.gov/mi-access).

<b>Science</b>		
<b>Released Item Number</b>	<b>EB Code</b>	<b>SCORING FOCUS</b>
		<b>LIFE</b>
R1	L.OR.SI.EB.III.2.e.4ADDh	Sort food into six food groups.
		<b>PHYSICAL</b>
R2	P.WV.SI.EB.IV.4.e.1ADDh	Identify vibration as the source of sound.
		<b>EARTH</b>
R3	E.HY.SI.EB.V.2.h.2a	Identify and/or describe sources of safe vs. unsafe drinking water.



Michigan Department of Education  
Office of Educational Assessment and Accountability  
608 West Allegan Street  
P.O. Box 30008  
Lansing, MI 48909  
877-560-8378  
[www.mi.gov/mi-access](http://www.mi.gov/mi-access)