



# Participation

Spring 2010

## Science

**High School**

**Grade 11**

**Official Released Items**

**MICHIGAN STATE BOARD OF EDUCATION  
STATEMENT OF ASSURANCE OF COMPLIANCE WITH FEDERAL LAW**

The Michigan State Board of Education complies with all Federal laws and regulations prohibiting discrimination and with all requirements and regulations of the U.S. Department of Education. It is the policy of the Michigan State Board of Education that no person on the basis of race, color, religion, national origin or ancestry, age, sex, marital status, or handicap shall be discriminated against, excluded from participation in, denied the benefits of, or otherwise be subjected to discrimination in any program or activity for which it is responsible or for which it receives financial assistance from the U.S. Department of Education.

The *Grade 11 Participation Science Assessment* was administered for the first time in Spring 2008. This booklet contains released items from the Spring 2010 administration and is intended to be used by districts to assist in their interpretation of item analysis data. The information contained in this booklet may also be used by schools, teachers, and parents as a resource for understanding the content and format of the assessment items. In addition to MI-Access training materials and Extended Benchmarks (EB), the released items may also have utility in informing decisions related to instruction, curriculum, and assessment. These items are **not** secure and may be copied and distributed as needed.

The table below lists the number of core and released items administered on the Spring 2010 *Grade 11 Participation Science Assessment*. Core items are those that count toward students' scores. All released items in this booklet were selected from the pool of core items that appeared on the assessment.

**Participation Science Grade 11**

Science Strand	Number of Core Items
Life	5
Physical	5
Earth	3
Constructing	1
Reflecting	1
<b>Total Items</b>	<b>15</b>
<b>Total Possible Points</b>	<b>90</b>
<b>Released Items</b>	<b>3</b> <b>(Numbers vary by strand and topic.)</b>

\*3 points/item Primary Assessment Administrator + 3 points/item Shadow Assessment Administrator = 6 points possible/item

Copyright © 2010, held by the State Administrative Board, State of Michigan. All rights reserved. Printed in U.S.A. **Permission is granted to schools, parents, government agencies and non-profit organizations in Michigan to reproduce and distribute this document for non-commercial use in helping Michigan educators and other citizens in interpreting and using the MI-Access assessment results.**

For all instances other than identified in the previous paragraph, no part of this publication may be reproduced, stored in a retrieval system, or transmitted, in any form or by any means, electronic, mechanical, photocopying, recording or otherwise, without prior permission from the Office of Educational Assessment and Accountability.

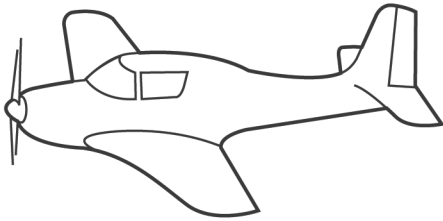
## Participation General Directions

- Prior to administration, review the assessment items. The Participation assessment uses two item formats: selected-response and activity-based observation. All items are scored with the Participation Scoring Rubric. Learning how to apply the rubric correctly is very important to the reliability of the assessment. The *2009/2010 MI-Access Coordinator and Assessment Administrator Manual* and the *MI-Access Participation and Supported Independence (P/SI) Scoring Rubrics Online Learning Program ([www.mi-access.info](http://www.mi-access.info))* both contain examples on how the rubric should be applied. In addition, the "Scoring Rubric Flow Chart" included in the manual explains when to give a student a score point or a condition code.
- All items are designed to assess the science Extended Benchmarks (EBs), which link the assessments to the Michigan Curriculum Frameworks' Content Standards.
- All answer choices for selected-response items require graphics. These have been provided as thumbnails on the page containing the item and as separate full-page (8½ x 11) picture cards coded to the individual items for which they will be used. Prior to administration, review the items and corresponding picture cards to ensure that you have the correct one for each item. When administering the assessments, these picture cards must be presented to the student two times in a different order, and the student must respond correctly both times. Both the MI-Access manual and the scoring rubrics online learning program provide detailed descriptions and examples of how to present items with picture cards to the student.
- The activity-based observation items are designed to (1) reflect classroom activities with which students should be familiar, and (2) provide a performance context in which specific Michigan science EBs can be assessed. Review the item components, which include the actual activity that will be observed and the scoring focus.
- Plan for appropriate materials and any individualized communication or technology devices the student may need, such as augmentative communication devices and/or other specialized equipment. Keep in mind that any aids or materials used must be chronologically age appropriate and reflect what the student typically uses during instruction (in other words, do not introduce a new device or material during assessment administration).
- If possible, plan observation times when the item/activity may typically occur. While some activities will occur naturally in the classroom, others may require more detailed planning in order to observe the specific scoring focus. Prepare to adjust the instructional environment as needed.
- Persons involved in the assessment should follow universal health precautions when needed.
- Determine which **two** people will observe and score the items. A certified professional staff member (such as a teacher, school psychologist, related service provider, or teacher consultant) must act as the Primary Assessment Administrator (PAA). Shadow Assessment Administrators (SAA) can also be certified staff or other school personnel (such as highly qualified paraprofessionals). Keep in mind that both PAAs and SAAs must (1) be familiar with the student, and (2) not impede or influence any interaction particular to the item.
- Both the PAA and SAA will need to tear or cut out their respective MI-Access Assessment Administrator Scoring Documents, which are located in the assessment booklet following the assessment items. This is where the PAA and SAA will record the score point or condition code for each selected-response or activity-based observation item. Using a separate scoring document allows the PAA and SAA to independently score the student's response to each item. Once all of the items have been administered, the score points or condition codes recorded by the PAA and SAA must be transferred to the student's answer document using a Number 2 pencil.


# Science

**STUDENT DIRECTIONS:** Do and say whatever is typically done or said to allow the student to engage in each item, UNLESS otherwise directed in the item.

**R1** Which is an animal?



**airplane**



**frog**

**SCORING FOCUS:** Identifying plants and animals

---

**R2** Which should be worn on a hot day?



**shorts**



**winter coat**

**SCORING FOCUS:** Identifying appropriate clothing and/or activities related to particular weather conditions

## Item R3

**ACTIVITY:** The student will correctly identify the product when shown the components of a colored powdered drink mix (water and colored powder), a glass of the product, and another liquid, such as a glass of milk and then given directions. For example, the assessment administrator could say, "Which one do we get when we mix this powder and water," or "Show me what these two make."

**SCORING FOCUS:** Identifying mixtures or components of mixtures



**Do Not Continue.**

Both the Primary Assessment Administrator (PAA) and the Shadow Assessment Administrator (SAA) will need to tear or cut out their respective MI-Access Assessment Administrator Scoring Documents. This is where the PAA and SAA will record the score point or condition code for each selected-response or activity-based observation item. Using a separate scoring document allows the PAA and SAA to independently score the student's response to each item. Once all of the items have been administered, the score points or condition codes recorded by the PAA and SAA must be transferred to the student's answer document using a Number 2 pencil.

Student Name: \_\_\_\_\_

**MI-Access Primary Assessment Administrator Scoring Document**

**Directions:** *Tear or cut this document out of the assessment booklet.* Circle your scores for the student on this document, then transfer them to the student answer document. Please be careful that your scores from this sheet are transferred to the correct numbered item on the student answer document.

**Science Participation Items**

**Item R1**

- 3** Responds correctly with no assessment administrator assistance
- 2** Responds correctly after assessment administrator provides verbal/physical cues
- 1** Responds correctly after assessment administrator provides modeling, short of hand-over-hand assistance
- A** Incorrect response
- B** Resists/Refuses
- C** Assessment administrator provides hand-over-hand assistance and/or step-by-step directions

**Item R2**

- 3** Responds correctly with no assessment administrator assistance
- 2** Responds correctly after assessment administrator provides verbal/physical cues
- 1** Responds correctly after assessment administrator provides modeling, short of hand-over-hand assistance
- A** Incorrect response
- B** Resists/Refuses
- C** Assessment administrator provides hand-over-hand assistance and/or step-by-step directions

**Item R3**

- 3** Responds correctly with no assessment administrator assistance
- 2** Responds correctly after assessment administrator provides verbal/physical cues
- 1** Responds correctly after assessment administrator provides modeling, short of hand-over-hand assistance
- A** Incorrect response
- B** Resists/Refuses
- C** Assessment administrator provides hand-over-hand assistance and/or step-by-step directions



Student Name: \_\_\_\_\_

**MI-Access Shadow Assessment Administrator Scoring Document**

**Directions:** *Tear or cut this document out of the assessment booklet.* Circle your scores for the student on this document, then transfer them to the student answer document. Please be careful that your scores from this sheet are transferred to the correct numbered item on the student answer document.

**Science Participation Items****Item R1**

- 3** Responds correctly with no assessment administrator assistance
- 2** Responds correctly after assessment administrator provides verbal/physical cues
- 1** Responds correctly after assessment administrator provides modeling, short of hand-over-hand assistance
- A** Incorrect response
- B** Resists/Refuses
- C** Assessment administrator provides hand-over-hand assistance and/or step-by-step directions

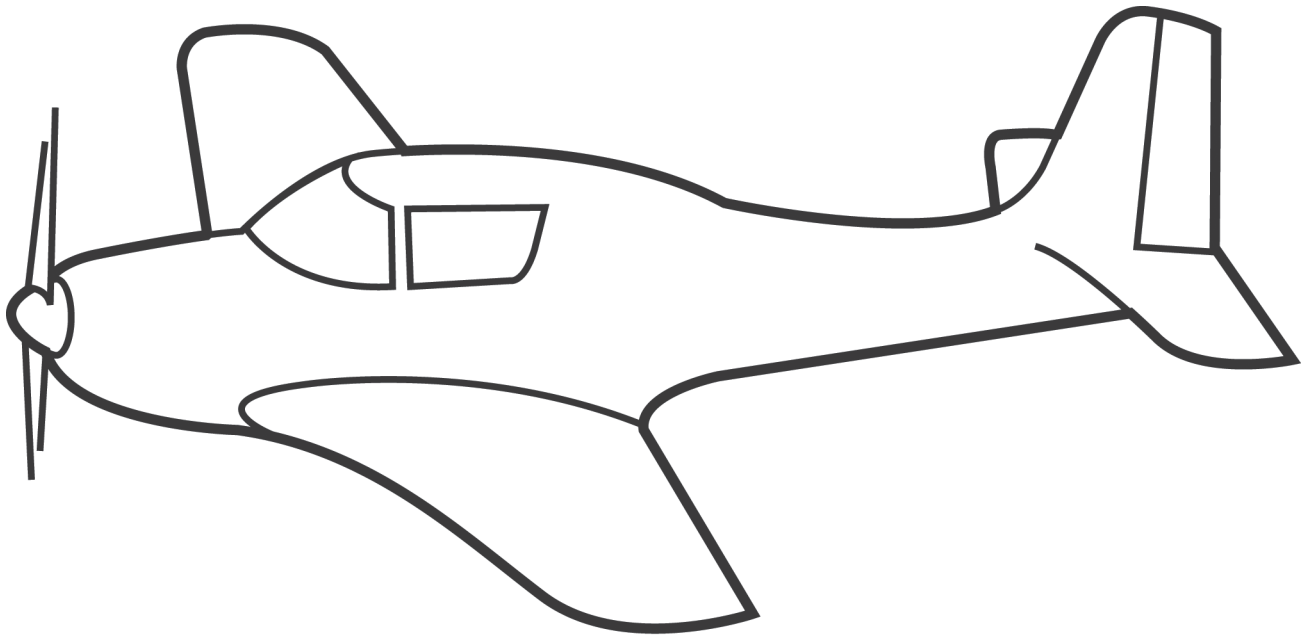
**Item R2**

- 3** Responds correctly with no assessment administrator assistance
- 2** Responds correctly after assessment administrator provides verbal/physical cues
- 1** Responds correctly after assessment administrator provides modeling, short of hand-over-hand assistance
- A** Incorrect response
- B** Resists/Refuses
- C** Assessment administrator provides hand-over-hand assistance and/or step-by-step directions

**Item R3**

- 3** Responds correctly with no assessment administrator assistance
- 2** Responds correctly after assessment administrator provides verbal/physical cues
- 1** Responds correctly after assessment administrator provides modeling, short of hand-over-hand assistance
- A** Incorrect response
- B** Resists/Refuses
- C** Assessment administrator provides hand-over-hand assistance and/or step-by-step directions






**airplane**

**Science Grade 11 Participation**

**Selected-response R1**

**Incorrect "airplane"**



**frog**

**Science Grade 11 Participation**

**Selected-response R1**

**Correct "frog"**



**shorts**

**Science Grade 11 Participation**

**Selected-response R2**

**Correct "shorts"**



**winter coat**

**Science Grade 11 Participation**

**Selected-response R2**

**Incorrect "winter coat"**

Below is a list of the Extended Benchmarks (EB) for each released item found in this booklet. The chart contains the EB code and a brief description of what is measured.

Full descriptions of the EB contained in the chart below are available for review and download at [www.mi.gov/mi-access](http://www.mi.gov/mi-access).

<b>Science</b>		
<b>Released Item Number</b>	<b>EB Code</b>	<b>Scoring Focus</b>
		<b>Life</b>
R1	L.OR.P.EB.III.2.h.1a	Identifying plants and animals
		<b>Earth</b>
R2	E.AW.P.EB.V.3.e.1ADDh	Identifying appropriate clothing and/or activities related to particular weather conditions
		<b>Physical</b>
R3	P.ME.P.EB.IV.1.m.3ADDh	Identifying mixtures or components of mixtures



Michigan Department of Education  
Office of Educational Assessment and Accountability  
608 West Allegan Street  
P.O. Box 30008  
Lansing, MI 48909  
(877) 560-8378  
[www.mi.gov/mi-access](http://www.mi.gov/mi-access)