

# Academic and Career Education Academy

Grades in 2007-2008: 9-12, Alt, Spec

School Opened: 2006

Current Contract Term: 2006 through 2008

Mission Statement:

Educational Service Provider: Education & Training Connections

Authorizer: Midland Co. ESA

Grades  
9-12, Alt, Spec

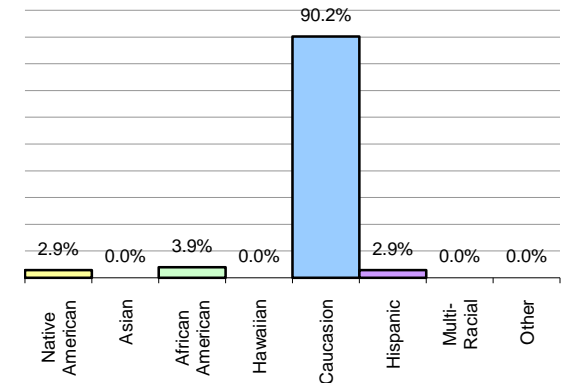
Address  
884 E. Isabella Road, Midland

Pupils  
07-08  
102

Ed YES!  
07-08  
No Grade

NCLB Phase  
07-08  
Phase 0

Ethnicity  
2007-2008



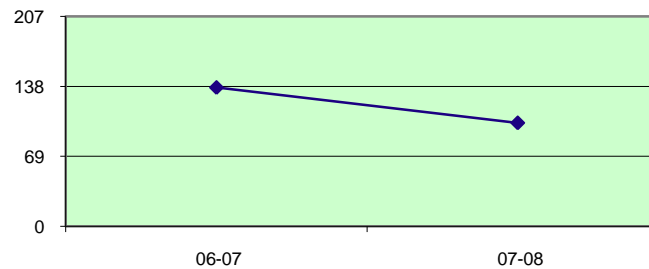
## Academic:

Instruction Type: NDA\*  
Average Teacher Salary (06-07): \$37,134  
Teacher/Student Ratio (06-07): 1:15  
Attendance (07-08): 84.7%  
Graduation Rate (07-08): NA

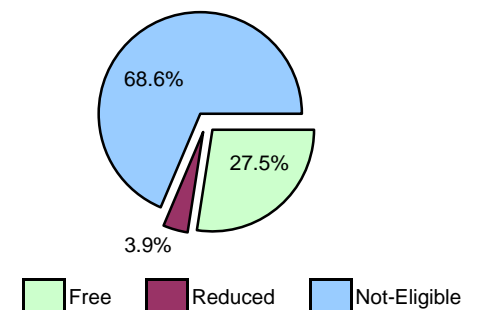
## Financial:

Foundation Grant (06-07): \$7,385  
Fund Balance (06-07): \$8,809  
Percent Operating Expenditures Spent On Instruction (06-07): 37.1%

Pupil Count Trend



Free /Reduced Lunch Eligibility  
2007-2008



Achievement (Percent Proficient on MEAP):

2007-2008	Academy	Midland Public Schools	State Average
ELA 3		88.4%	80.9%
ELA 4		84.6%	76.3%
ELA 5		87.7%	77.6%
ELA 6		92.0%	79.6%
ELA 7		90.3%	74.4%
ELA 8		89.9%	75.3%
MME ELA	18.2%	79.7%	52.3%
Math 3		96.0%	90.2%
Math 4		91.4%	85.8%
Math 5		83.7%	74.2%
Math 6		88.7%	72.7%
Math 7		83.2%	72.7%
Math 8		87.6%	71.6%
MME Math	0.0%	76.8%	46.2%

General and Special Ed Status  
2007-2008

No Data Available

General Ed Special Ed

## Academy Comments:

# Academic Transitional Academy

Grades in 2007-2008: 9-10, Spec

School Opened: 2003 Current Contract Term: 2005 through 2008  
Mission Statement:

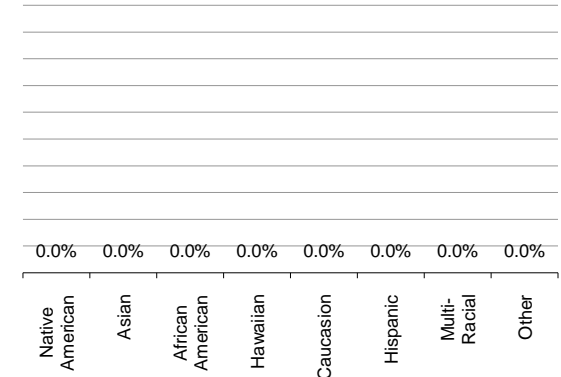
Ethnicity  
2007-2008

Educational Service Provider: Self-managed

Authorizer: St. Clair ISD

Grades Address  
9-10, Spec 1520 Michigan Road, Port Huron

Pupils Ed YES! NCLB Phase  
07-08 07-08 07-08  
NDA\* NA NA



## Academic:

Instruction Type: NDA\*  
Average Teacher Salary (06-07): \$33,037  
Teacher/Student Ratio (06-07): NDA\*  
Attendance (07-08): 94.6%  
Graduation Rate (07-08): NA

No Data  
Available

Free /Reduced Lunch Eligibility  
2007-2008

No Data  
Available

## Financial:

Foundation Grant (06-07): NDA\*  
Fund Balance (06-07): NDA\*  
Percent Operating Expenditures Spent On Instruction (06-07): NDA\*

## Achievement (Percent Proficient on MEAP):

2007-2008	Academy	Port Huron Area School District	State Average
ELA 3		81.9%	80.9%
ELA 4		74.4%	76.3%
ELA 5		80.0%	77.6%
ELA 6		80.6%	79.6%
ELA 7		76.3%	74.4%
ELA 8		75.4%	75.3%
MME ELA		47.0%	52.3%
Math 3		88.7%	90.2%
Math 4		80.8%	85.8%
Math 5		71.4%	74.2%
Math 6		67.7%	72.7%
Math 7		72.4%	72.7%
Math 8		66.4%	71.6%
MME Math		39.6%	46.2%

Free Reduced Not-Eligible

General and Special Ed Status  
2007-2008

No Data  
Available

General Ed Special Ed

## Academy Comments:

# Academy for Business and Technology

Grades in 2007-2008:

K-12, Spec

School Opened: 1997 Current Contract Term: 2007 through 2012

## Mission Statement:

The Academy for Business & Technology, in cooperation with parents and the community, will provide all students with a safe environment for learning and the preparation for success in their adult lives by equipping them with the skills necessary to foster creativity, to develop a sound character, to achieve higher education, to obtain employment and to be fully productive citizens well into the 21st century.

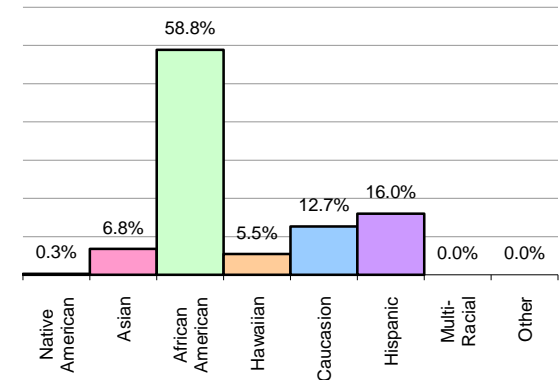
Educational Service Provider: Leona Group

Authorizer: Eastern Michigan University

Grades	Address
K-5, Spec	5277 Calhoun, Dearborn
6-12, Spec	19625 Wood, Melvindale

Pupils 07-08	Ed YES! 07-08	NCLB Phase 07-08
310	B	Phase 0
379	C	Phase 4

## Ethnicity 2007-2008



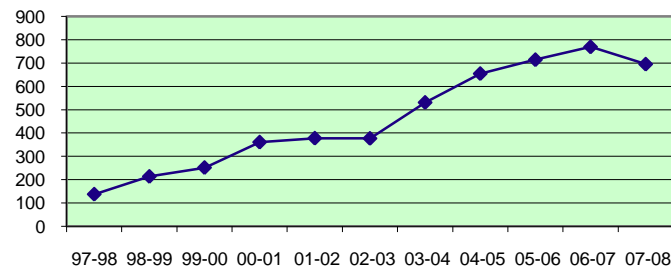
## Academic:

Instruction Type:	Progressive
Average Teacher Salary (06-07):	\$42,704
Teacher/Student Ratio (06-07):	1:22
Attendance (07-08):	90.6%
Graduation Rate (07-08):	67.9%

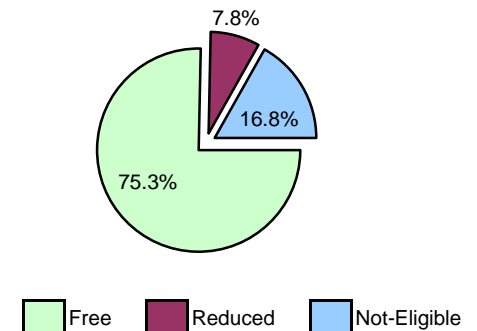
## Financial:

Foundation Grant (06-07):	\$7,385
Fund Balance (06-07):	\$729,946
Percent Operating Expenditures Spent On Instruction (06-07):	45.5%

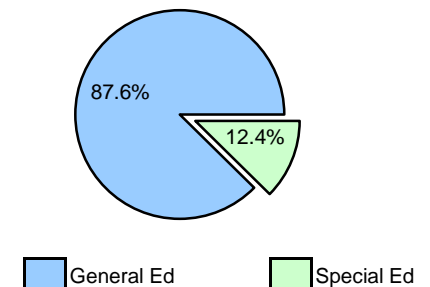
## Pupil Count Trend



## Free /Reduced Lunch Eligibility 2007-2008



## General and Special Ed Status 2007-2008



## Achievement (Percent Proficient on MEAP):

2007-2008	Academy	Westwood Community Schools	State Average
ELA 3	73.5%	75.9%	80.9%
ELA 4	60.0%	71.5%	76.3%
ELA 5	39.3%	60.5%	77.6%
ELA 6	74.2%	67.4%	79.6%
ELA 7	38.2%	53.6%	74.4%
ELA 8	53.3%	55.4%	75.3%
MME ELA	15.6%	20.3%	52.3%
Math 3	87.8%	86.8%	90.2%
Math 4	87.1%	85.5%	85.8%
Math 5	28.6%	55.1%	74.2%
Math 6	67.7%	51.1%	72.7%
Math 7	41.2%	54.3%	72.7%
Math 8	30.0%	49.7%	71.6%
MME Math	6.3%	14.0%	46.2%

## Academy Comments:

# Academy for Technology and Enterprise

Grades in 2007-2008: 10-12, Spec, CTE

School Opened: 1995 Current Contract Term: 2005 through 2010

## Mission Statement:

Broad-based, skills-clustered instructional system designed to prepare students for employment in the manufacturing, engineering, construction, marketing, visual imaging, health/medical and automotive skill areas; integrates work-based and school-based learning; educational program contracted to the School District of the City of Saginaw.

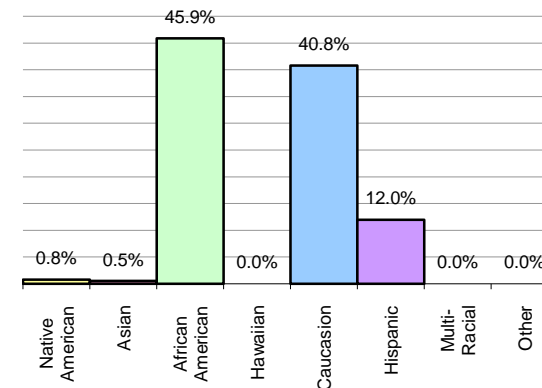
Educational Service Provider: Self-managed

Authorizer: Saginaw ISD

Grades: 10-12, Spec, CTE  
Address: 2102 Weiss Street, Saginaw

Pupils 07-08: 375  
Ed YES! 07-08: NA  
NCLB Phase 07-08: NA

Ethnicity  
2007-2008



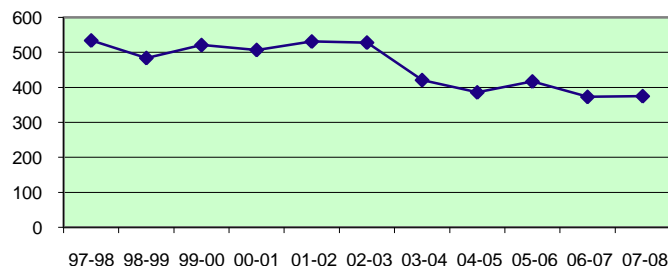
## Academic:

Instruction Type: Vocational  
Average Teacher Salary (06-07): NDA\*  
Teacher/Student Ratio (06-07): NDA\*  
Attendance (07-08): 94.9%  
Graduation Rate (07-08): 0.8%

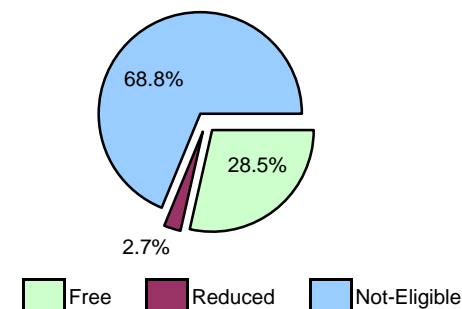
## Financial:

Foundation Grant (06-07): \$7,368  
Fund Balance (06-07): \$0  
Percent Operating Expenditures Spent On Instruction (06-07): 77.3%

Pupil Count Trend



Free /Reduced Lunch Eligibility  
2007-2008



Achievement (Percent Proficient on MEAP):

2007-2008	Academy	Saginaw City School District	State Average
ELA 3		72.5%	80.9%
ELA 4		62.2%	76.3%
ELA 5		64.4%	77.6%
ELA 6		58.3%	79.6%
ELA 7		46.8%	74.4%
ELA 8		55.7%	75.3%
MME ELA		20.5%	52.3%
Math 3		82.5%	90.2%
Math 4		73.4%	85.8%
Math 5		56.5%	74.2%
Math 6		50.2%	72.7%
Math 7		48.4%	72.7%
Math 8		47.9%	71.6%
MME Math		14.4%	46.2%

General and Special Ed Status  
2007-2008

No Data Available

General Ed Special Ed

## Academy Comments:



# Academy of Detroit-West

Grades in 2007-2008:

K-6, Spec

**School Opened:** 1995 **Current Contract Term:** 2008 through 2009

## Mission Statement:

The Academy of Detroit will work with parents and community agencies to provide educational and entrepreneurial concepts, which all children can learn and develop into healthy, responsible, and productive citizens in a global society.

**Educational Service Provider:** Charter School Administration Services

**Authorizer:** Central Michigan University

## Grades

K-1, Spec  
2-6, Spec

## Address

16418 W. McNichols Road, Detroit  
23749 Elmira, Redford

## Pupils 07-08

61  
206

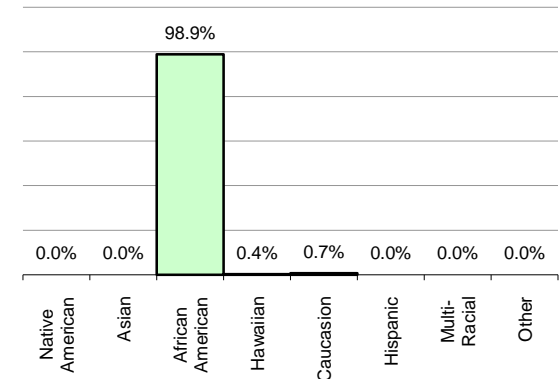
## Ed YES! 07-08

NA  
B

## NCLB Phase 07-08

NA  
Phase 0

## Ethnicity 2007-2008



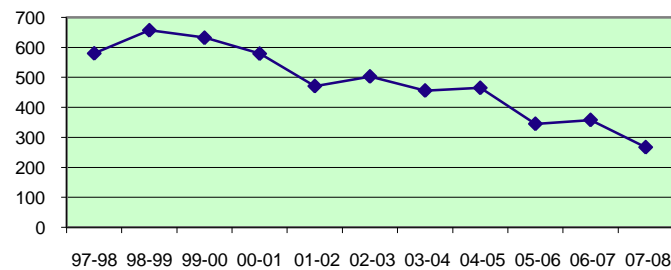
## Academic:

Instruction Type: General  
Average Teacher Salary (06-07): \$36,196  
Teacher/Student Ratio (06-07): 1:14  
Attendance (07-08): 89.4%  
Graduation Rate (07-08): NA

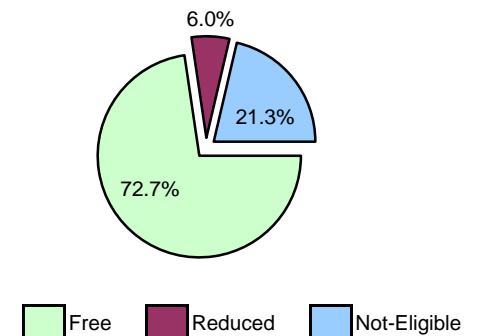
## Financial:

Foundation Grant (06-07): \$7,385  
Fund Balance (06-07): \$3,621,938  
Percent Operating Expenditures Spent On Instruction (06-07): 35.6%

## Pupil Count Trend



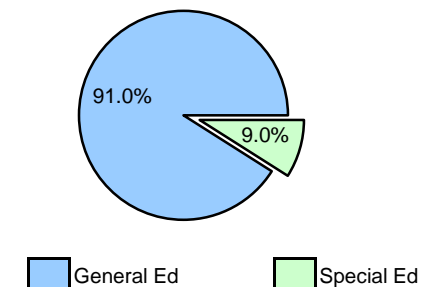
## Free /Reduced Lunch Eligibility 2007-2008



## Achievement (Percent Proficient on MEAP):

2007-2008	Academy	Detroit City School District	State Average
ELA 3	60.0%	62.4%	80.9%
ELA 4	53.7%	52.1%	76.3%
ELA 5	52.9%	51.0%	77.6%
ELA 6	59.6%	50.9%	79.6%
ELA 7		41.9%	74.4%
ELA 8		49.0%	75.3%
MME ELA		26.0%	52.3%
Math 3	56.7%	70.0%	90.2%
Math 4	63.4%	63.7%	85.8%
Math 5	34.6%	44.1%	74.2%
Math 6	42.3%	39.2%	72.7%
Math 7		43.5%	72.7%
Math 8		38.5%	71.6%
MME Math		14.3%	46.2%

## General and Special Ed Status 2007-2008



## Academy Comments:

# Academy of Flint

Grades in 2007-2008:

K-8, Spec

School Opened: 1999

Current Contract Term: 2008 through 2009

## Mission Statement:

The Academy of Flint will enhance the future by providing opportunity for all students to learn by engaging in educational and entrepreneurial activities.

Educational Service Provider: Varner & Associates

Authorizer: Central Michigan University

## Grades

K-8, Spec

## Address

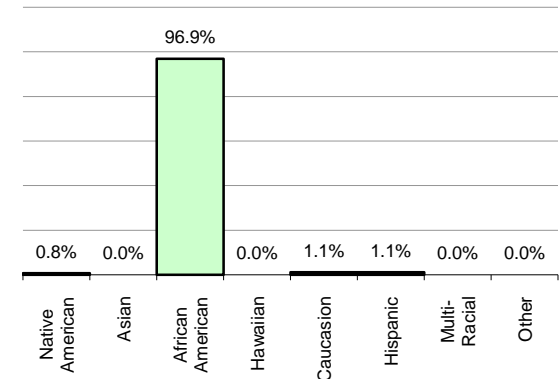
4100 W. Coldwater Road, Flint

Pupils  
07-08  
523

Ed YES!  
07-08  
C

NCLB Phase  
07-08  
Phase 0

## Ethnicity 2007-2008



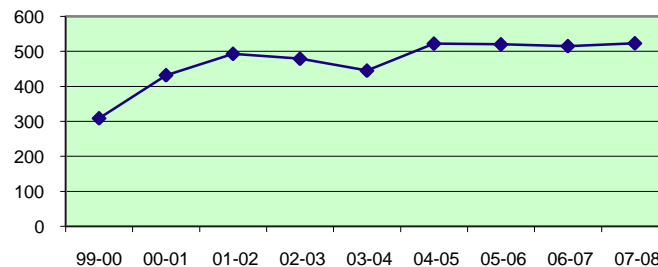
## Academic:

Instruction Type: General  
Average Teacher Salary (06-07): \$32,040  
Teacher/Student Ratio (06-07): 1:21  
Attendance (07-08): 89.9%  
Graduation Rate (07-08): NA

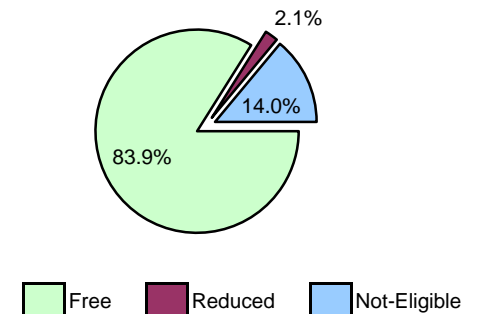
## Financial:

Foundation Grant (06-07): \$7,169  
Fund Balance (06-07): \$1,139,940  
Percent Operating Expenditures Spent On Instruction (06-07): 39.7%

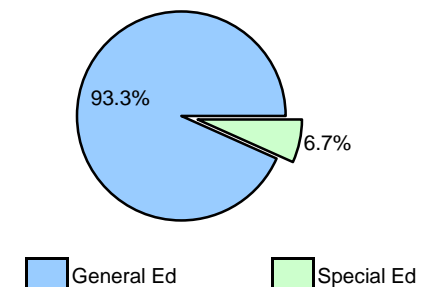
## Pupil Count Trend



## Free /Reduced Lunch Eligibility 2007-2008



## General and Special Ed Status 2007-2008



## Achievement (Percent Proficient on MEAP):

2007-2008	Academy	Westwood Heights Schools	State Average
ELA 3	75.0%	69.3%	80.9%
ELA 4	71.6%	57.6%	76.3%
ELA 5	60.3%	75.9%	77.6%
ELA 6	46.4%	70.6%	79.6%
ELA 7	78.6%	43.4%	74.4%
ELA 8	58.7%	59.8%	75.3%
MME ELA		12.5%	52.3%
Math 3	78.3%	89.8%	90.2%
Math 4	97.1%	86.4%	85.8%
Math 5	55.6%	68.4%	74.2%
Math 6	62.5%	62.3%	72.7%
Math 7	56.2%	43.0%	72.7%
Math 8	62.9%	45.4%	71.6%
MME Math		7.4%	46.2%

## Academy Comments:

# Academy of Inkster

Grades in 2007-2008:

9-12, Spec

School Opened: 1999

Current Contract Term: 2007 through 2009

## Mission Statement:

The Academy of Inkster, with combined efforts of parents, educators, and community will raise student achievement for every student by promoting a healthy learning environment with high and rigorous standards, with a special emphasis in the areas of vocational and entrepreneurial skills

Educational Service Provider: Charter School Administration Services

Authorizer: Central Michigan University

Grades  
9-12, Spec

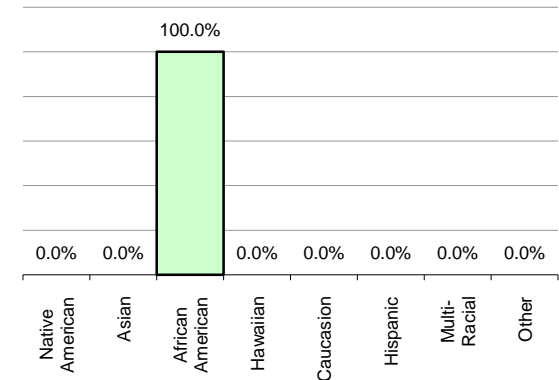
Address  
28500 Avondale, Inkster

Pupils  
07-08  
206

Ed YES!  
07-08  
D-Alert

NCLB Phase  
07-08  
Phase 1

## Ethnicity 2007-2008



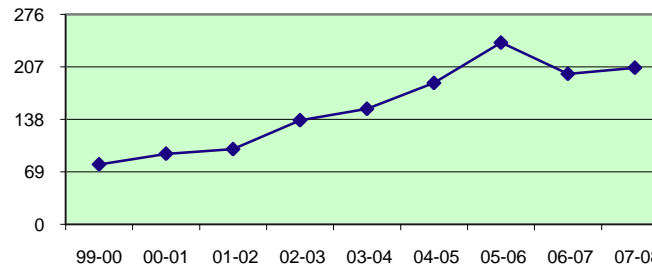
## Academic:

Instruction Type: Vocational  
Average Teacher Salary (06-07): \$50,178  
Teacher/Student Ratio (06-07): 1:19  
Attendance (07-08): 90.8%  
Graduation Rate (07-08): 75.0%

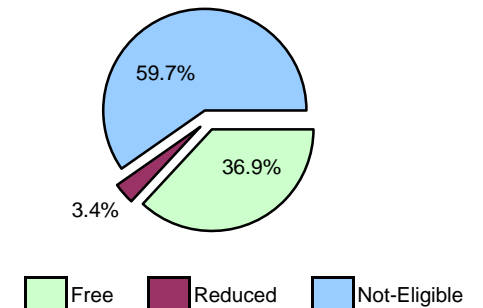
## Financial:

Foundation Grant (06-07): \$7,385  
Fund Balance (06-07): \$2,131  
Percent Operating Expenditures Spent On Instruction (06-07): 46.9%

## Pupil Count Trend



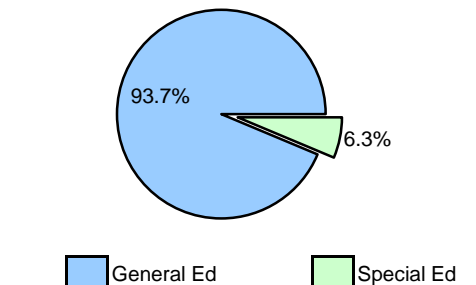
## Free /Reduced Lunch Eligibility 2007-2008



## Achievement (Percent Proficient on MEAP):

2007-2008	Academy	School District Of The City Of Inks	State Average
ELA 3		75.4%	80.9%
ELA 4		67.6%	76.3%
ELA 5		74.4%	77.6%
ELA 6		73.4%	79.6%
ELA 7		54.9%	74.4%
ELA 8		67.6%	75.3%
MME ELA	9.8%	24.5%	52.3%
Math 3		88.2%	90.2%
Math 4		87.3%	85.8%
Math 5		77.5%	74.2%
Math 6		72.9%	72.7%
Math 7		76.5%	72.7%
Math 8		69.6%	71.6%
MME Math	3.8%	13.3%	46.2%

## General and Special Ed Status 2007-2008



## Academy Comments:

# Academy of Lathrup Village

Grades in 2007-2008:

K-8, Spec

**School Opened:** 1995 **Current Contract Term:** 2007 through 2011

## Mission Statement:

The mission of the Academy of Lathrup Village is to establish high academic achievement in order to develop an outstanding community of business and civic leaders based on the principles of entrepreneurship. We strive to maintain an environment that provides collaboration between home, school and community in an effort to prepare young entrepreneurs to become life-long learners and leaders for the next generation.

**Educational Service Provider:** Charter School Administration Services

**Authorizer:** Central Michigan University

## Grades

K-8, Spec

## Address

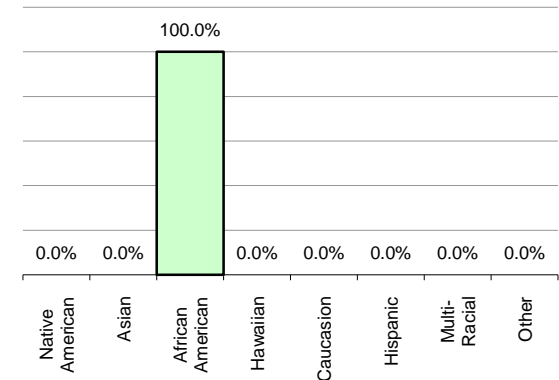
27700 Southfield Road, Lathrup Village

**Pupils  
07-08**  
346

**Ed YES!  
07-08**  
C

**NCLB Phase  
07-08**  
Phase 0

## Ethnicity 2007-2008



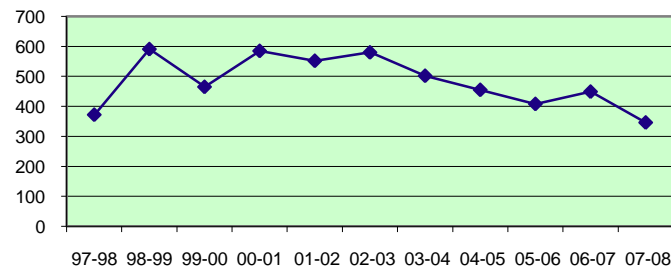
## Academic:

Instruction Type: General  
Average Teacher Salary (06-07): \$33,441  
Teacher/Student Ratio (06-07): 1:14  
Attendance (07-08): 92.8%  
Graduation Rate (07-08): NA

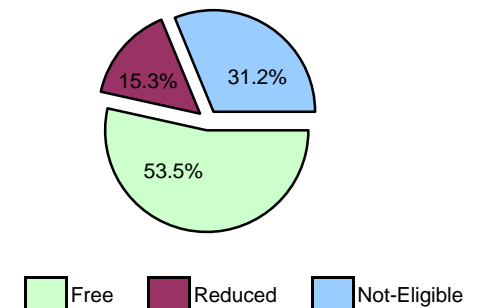
## Financial:

Foundation Grant (06-07): \$7,385  
Fund Balance (06-07): \$2,082,003  
Percent Operating Expenditures Spent On Instruction (06-07): 34.8%

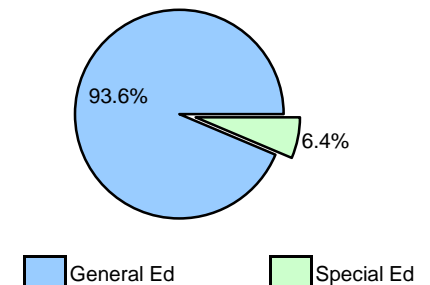
## Pupil Count Trend



## Free /Reduced Lunch Eligibility 2007-2008



## General and Special Ed Status 2007-2008



## Achievement (Percent Proficient on MEAP):

2007-2008	Academy	Southfield Public School District	State Average
ELA 3	58.3%	81.0%	80.9%
ELA 4	58.3%	71.7%	76.3%
ELA 5	58.6%	76.7%	77.6%
ELA 6	51.2%	69.5%	79.6%
ELA 7	61.5%	57.5%	74.4%
ELA 8	53.2%	64.3%	75.3%
MME ELA		31.6%	52.3%
Math 3	72.2%	89.9%	90.2%
Math 4	75.0%	79.9%	85.8%
Math 5	48.3%	73.7%	74.2%
Math 6	46.3%	58.8%	72.7%
Math 7	32.7%	64.1%	72.7%
Math 8	45.2%	63.0%	71.6%
MME Math		16.0%	46.2%

## Academy Comments:

# Academy of Oak Park

Grades in 2007-2008:

K-12, Spec

School Opened: 1995

Current Contract Term: 2008 through 2009

## Mission Statement:

The Academy of Oak Park will raise student achievement through the teaching of academics, entrepreneurial business principles, while providing a healthy learning environment with high and rigorous standards to assure productive participants in a global society.

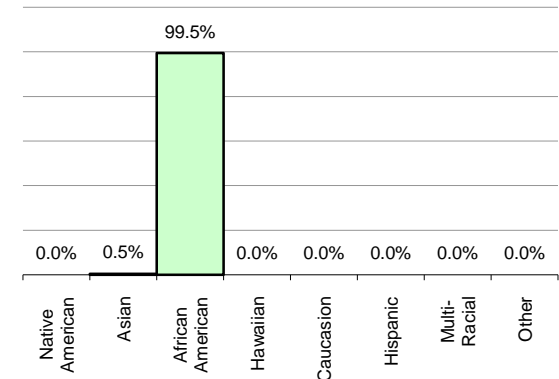
Educational Service Provider: Charter School Administration Services

Authorizer: Central Michigan University

Grades	Address
K-5, Spec	21700 Marlow Street, Oak Park
6-8, Spec	14213 Whitcomb, Detroit
9-12, Spec	21300 Mendota, Ferndale

Pupils 07-08	Ed YES! 07-08	NCLB Phase 07-08
419	C	Phase 0
186	No Grade	Phase 0
526	D-Alert	Phase 5

## Ethnicity 2007-2008



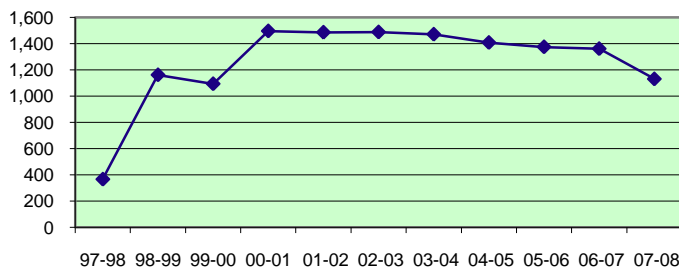
## Academic:

Instruction Type:	General
Average Teacher Salary (06-07):	\$38,101
Teacher/Student Ratio (06-07):	1:19
Attendance (07-08):	89.2%
Graduation Rate (07-08):	85.0%

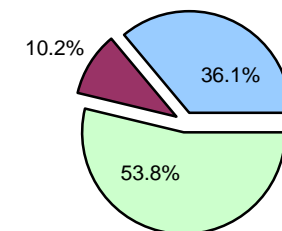
## Financial:

Foundation Grant (06-07):	\$7,385
Fund Balance (06-07):	\$2,284,307
Percent Operating Expenditures Spent On Instruction (06-07):	33.3%

## Pupil Count Trend

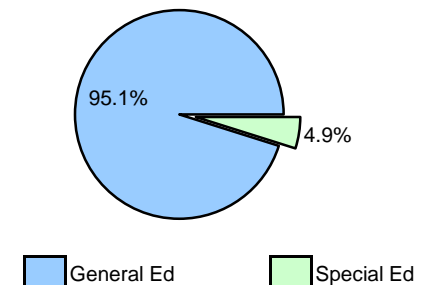


## Free /Reduced Lunch Eligibility 2007-2008



Free Reduced Not-Eligible

## General and Special Ed Status 2007-2008



General Ed Special Ed

## Achievement (Percent Proficient on MEAP):

2007-2008	Academy	Oak Park City School District	State Average
ELA 3	55.6%	69.0%	80.9%
ELA 4	48.8%	66.2%	76.3%
ELA 5	42.9%	55.4%	77.6%
ELA 6	50.0%	49.8%	79.6%
ELA 7	36.2%	44.3%	74.4%
ELA 8	31.1%	44.6%	75.3%
MME ELA	9.6%	18.3%	52.3%
Math 3	73.4%	74.5%	90.2%
Math 4	64.1%	75.2%	85.8%
Math 5	35.7%	48.7%	74.2%
Math 6	26.3%	42.1%	72.7%
Math 7	32.9%	39.7%	72.7%
Math 8	20.0%	34.0%	71.6%
MME Math	3.8%	7.7%	46.2%

## Academy Comments:

# Academy of Southfield

Grades in 2007-2008:

K-8, Spec

**School Opened:** 1995 **Current Contract Term:** 2007 through 2012

## Mission Statement:

The Academy of Southfield with integrated efforts of parents, educators, and community will raise student achievement for every student by promoting a healthy learning environment with high and rigorous standards to assure productive participants in a global society.

**Educational Service Provider:** Charter School Administration Services

**Authorizer:** Central Michigan University

## Grades

K-8, Spec

## Address

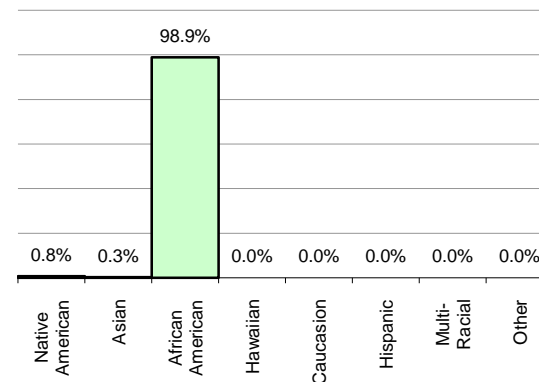
18330 George Washington Street, Southfield

**Pupils  
07-08**  
372

**Ed YES!  
07-08**  
B

**NCLB Phase  
07-08**  
Phase 0

## Ethnicity 2007-2008



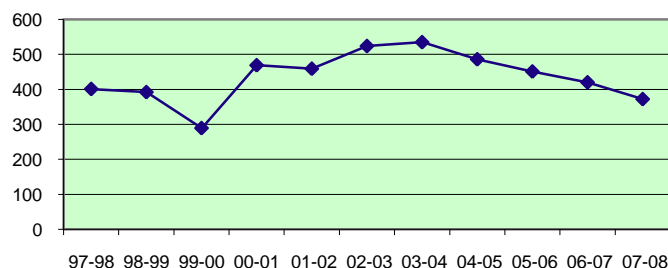
## Academic:

Instruction Type: General  
Average Teacher Salary (06-07): \$35,221  
Teacher/Student Ratio (06-07): 1:15  
Attendance (07-08): 91.2%  
Graduation Rate (07-08): NA

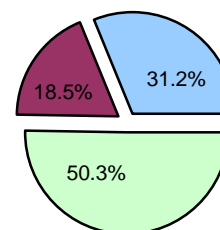
## Financial:

Foundation Grant (06-07): \$7,385  
Fund Balance (06-07): \$3,367,118  
Percent Operating Expenditures Spent On Instruction (06-07): 39.7%

## Pupil Count Trend

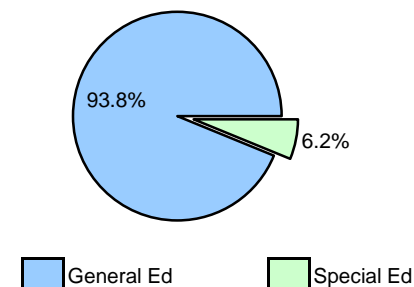


## Free /Reduced Lunch Eligibility 2007-2008



Free Reduced Not-Eligible

## General and Special Ed Status 2007-2008



General Ed Special Ed

## Achievement (Percent Proficient on MEAP):

2007-2008	Academy	Southfield Public School District	State Average
ELA 3	73.7%	81.0%	80.9%
ELA 4	36.6%	71.7%	76.3%
ELA 5	78.1%	76.7%	77.6%
ELA 6	61.7%	69.5%	79.6%
ELA 7	67.7%	57.5%	74.4%
ELA 8	78.3%	64.3%	75.3%
MME ELA		31.6%	52.3%
Math 3	94.7%	89.9%	90.2%
Math 4	76.7%	79.9%	85.8%
Math 5	75.0%	73.7%	74.2%
Math 6	61.7%	58.8%	72.7%
Math 7	76.6%	64.1%	72.7%
Math 8	78.7%	63.0%	71.6%
MME Math		16.0%	46.2%

## Academy Comments:

# Academy of Warren

Grades in 2007-2008:

K-8, Spec

School Opened: 2005

Current Contract Term: 2005 through 2013

Mission Statement:

Educational Service Provider: Charter School Administration Services

Authorizer: Bay Mills Community College

Grades

K-8, Spec

Address

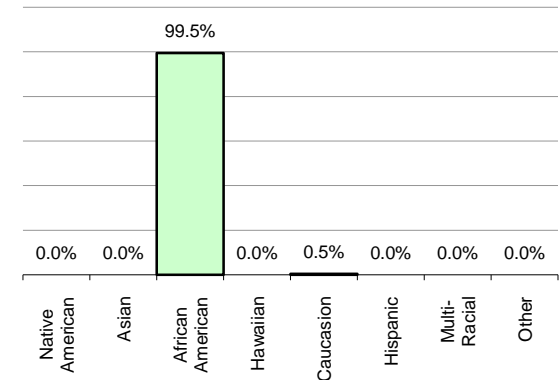
13943 E. Eight Mile, Warren

Pupils  
07-08  
657

Ed YES!  
07-08  
C

NCLB Phase  
07-08  
Phase 0

Ethnicity  
2007-2008



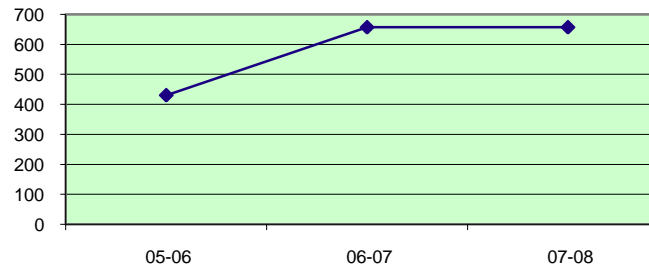
## Academic:

Instruction Type: Traditional  
Average Teacher Salary (06-07): \$35,836  
Teacher/Student Ratio (06-07): 1:21  
Attendance (07-08): 90.6%  
Graduation Rate (07-08): NA

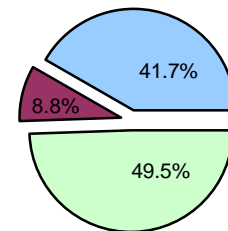
## Financial:

Foundation Grant (06-07): \$7,385  
Fund Balance (06-07): \$1,157,891  
Percent Operating Expenditures Spent On Instruction (06-07): 40.2%

Pupil Count Trend

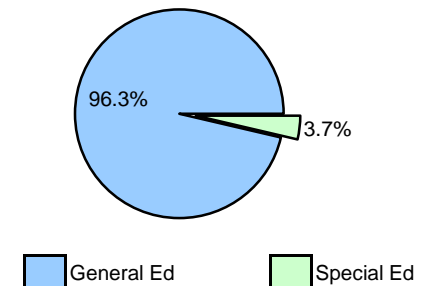


Free /Reduced Lunch Eligibility  
2007-2008



Free Reduced Not-Eligible

General and Special Ed Status  
2007-2008



General Ed Special Ed

Achievement (Percent Proficient on MEAP):

2007-2008	Academy	Van Dyke Public Schools	State Average
ELA 3	43.1%	66.5%	80.9%
ELA 4	49.3%	66.1%	76.3%
ELA 5	37.1%	64.8%	77.6%
ELA 6	52.3%	63.4%	79.6%
ELA 7	46.0%	57.3%	74.4%
ELA 8	52.9%	65.9%	75.3%
MME ELA		18.9%	52.3%
Math 3	56.9%	84.3%	90.2%
Math 4	65.7%	80.0%	85.8%
Math 5	11.3%	68.4%	74.2%
Math 6	37.5%	57.0%	72.7%
Math 7	47.1%	61.5%	72.7%
Math 8	41.6%	54.5%	71.6%
MME Math		13.8%	46.2%

## Academy Comments:



# Academy of Waterford

Grades in 2007-2008:

K-7, Spec

School Opened: 2003

Current Contract Term: 2002 through 2009

Mission Statement:

Educational Service Provider: Charter School Administration Services

Authorizer: Bay Mills Community College

Grades

K-7, Spec

Address

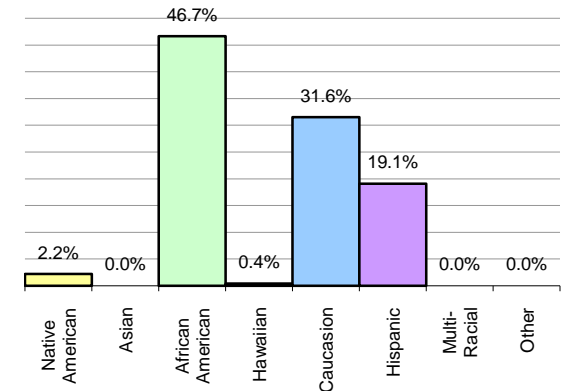
3000 Sashabaw Road, Waterford

Pupils  
07-08  
225

Ed YES!  
07-08  
B

NCLB Phase  
07-08  
Phase 1

Ethnicity  
2007-2008



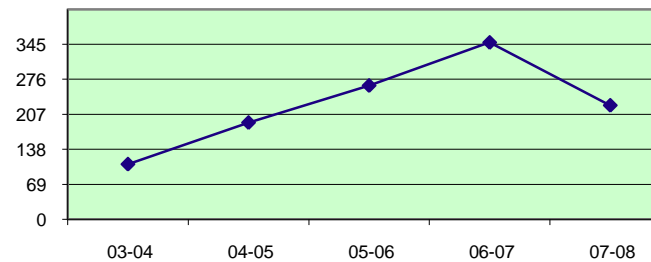
## Academic:

Instruction Type: Traditional  
Average Teacher Salary (06-07): \$45,406  
Teacher/Student Ratio (06-07): 1:15  
Attendance (07-08): 92.1%  
Graduation Rate (07-08): NA

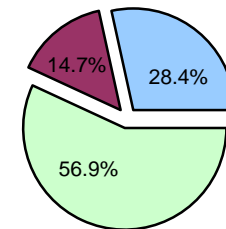
## Financial:

Foundation Grant (06-07): \$7,385  
Fund Balance (06-07): \$453,139  
Percent Operating Expenditures Spent On Instruction (06-07): 49.8%

Pupil Count Trend



Free /Reduced Lunch Eligibility  
2007-2008

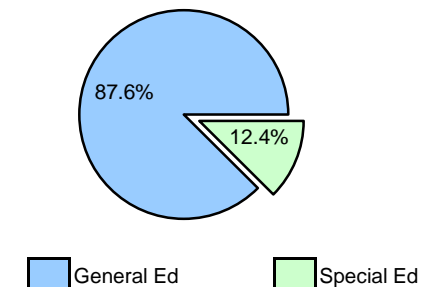


Achievement (Percent Proficient on MEAP):

2007-2008	Academy	Waterford School District	State Average
ELA 3	61.3%	82.7%	80.9%
ELA 4	48.0%	79.0%	76.3%
ELA 5	54.5%	77.3%	77.6%
ELA 6	61.5%	83.8%	79.6%
ELA 7	48.5%	78.6%	74.4%
ELA 8	69.2%	77.0%	75.3%
MME ELA		49.5%	52.3%
Math 3	90.3%	90.9%	90.2%
Math 4	76.0%	86.4%	85.8%
Math 5	40.9%	73.4%	74.2%
Math 6	42.3%	75.6%	72.7%
Math 7	42.4%	77.8%	72.7%
Math 8	38.5%	72.3%	71.6%
MME Math		41.1%	46.2%

Free Reduced Not-Eligible

General and Special Ed Status  
2007-2008



## Academy Comments:



# Academy of Westland

Grades in 2007-2008:

K-8, Spec

School Opened: 1996

Current Contract Term: 2006 through 2009

## Mission Statement:

The mission of the Academy of Westland family is to provide a safe environment where every student is expected to meet high academic standards, develop entrepreneurial skills, become productive citizens and lifelong learners.

Educational Service Provider: Charter School Administration Services

Authorizer: Central Michigan University

Grades

K-8, Spec

Address

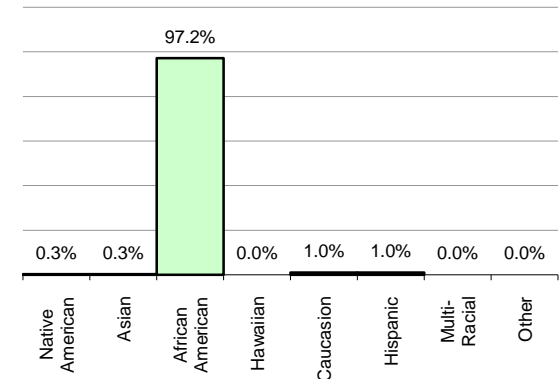
300 S. Henry Ruff Road, Westland

Pupils  
07-08  
290

Ed YES!  
07-08  
B

NCLB Phase  
07-08  
Phase 0

## Ethnicity 2007-2008



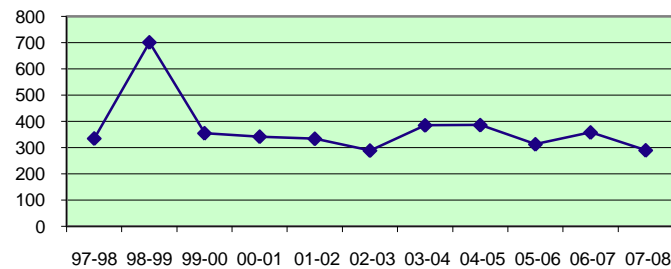
## Academic:

Instruction Type: General  
Average Teacher Salary (06-07): \$36,267  
Teacher/Student Ratio (06-07): 1:13  
Attendance (07-08): 89.0%  
Graduation Rate (07-08): NA

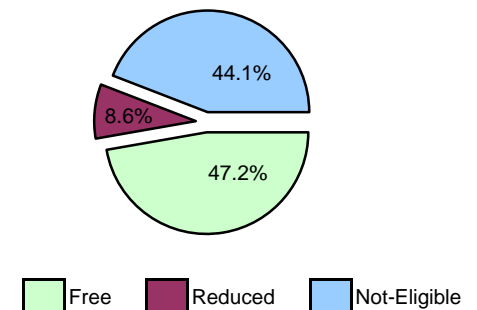
## Financial:

Foundation Grant (06-07): \$7,385  
Fund Balance (06-07): \$8,576  
Percent Operating Expenditures Spent On Instruction (06-07): 42.1%

## Pupil Count Trend



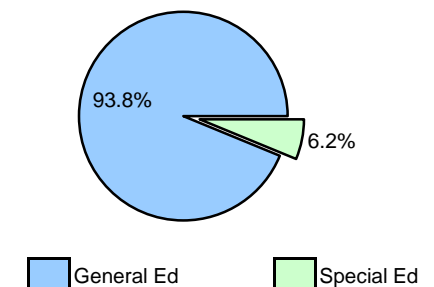
## Free /Reduced Lunch Eligibility 2007-2008



## Achievement (Percent Proficient on MEAP):

2007-2008	Academy	wayne-westland Community School Dis	State Average
ELA 3	65.6%	79.1%	80.9%
ELA 4	64.0%	76.3%	76.3%
ELA 5	55.2%	79.7%	77.6%
ELA 6	51.7%	79.0%	79.6%
ELA 7	44.1%	73.4%	74.4%
ELA 8	73.3%	75.2%	75.3%
MME ELA		41.4%	52.3%
Math 3	78.1%	90.6%	90.2%
Math 4	76.0%	84.6%	85.8%
Math 5	65.5%	75.9%	74.2%
Math 6	51.7%	69.1%	72.7%
Math 7	50.0%	71.1%	72.7%
Math 8	45.2%	61.0%	71.6%
MME Math		30.0%	46.2%

## General and Special Ed Status 2007-2008



## Academy Comments:

# ACE Academy (SDA)

Grades in 2007-2008: 6-12, Spec

School Opened: 2007 Current Contract Term: 2007 through 2010

## Mission Statement:

The primary mission of Ace Academy ("Academy") is to reengage youth in the active pursuit of self-improvement, interpersonal growth and educational development. We will endeavor to provide a climate where students, staff and stakeholders feel safe, secure and valued as individuals. We will encourage all students to excel to their highest potential, while providing them the support and tools needed to explore the infinite possibilities that learning and life has to offer.

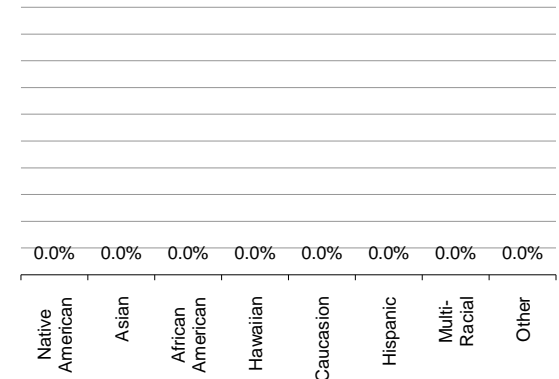
## Educational Service Provider:

Authorizer: Central Michigan University

Grades	Address
6-12, Spec	330 Glendale Avenue, Highland Park
6-12, Spec	3500 John R, Detroit
6-12, Spec	1961 Lincoln Street, Highland Park

Pupils 07-08	Ed YES! 07-08	NCLB Phase 07-08
NDA*	NDA*	NDA*
NDA*	NDA*	NDA*
NDA*	NDA*	NDA*

## Ethnicity 2007-2008



## Academic:

Instruction Type:	NDA*
Average Teacher Salary (06-07):	NDA*
Teacher/Student Ratio (06-07):	NDA*
Attendance (07-08):	NDA*
Graduation Rate (07-08):	NDA*

No Data  
Available

## Free /Reduced Lunch Eligibility 2007-2008

No Data  
Available

## Financial:

Foundation Grant (06-07):	NDA*
Fund Balance (06-07):	NDA*
Percent Operating Expenditures Spent On Instruction (06-07):	NDA*

## Achievement (Percent Proficient on MEAP):

2007-2008	Academy	Highland Park City Schools	State Average
ELA 3		54.8%	80.9%
ELA 4		56.4%	76.3%
ELA 5		48.8%	77.6%
ELA 6		49.6%	79.6%
ELA 7	0.0%	35.8%	74.4%
ELA 8	35.7%	49.1%	75.3%
MME ELA	4.2%	10.8%	52.3%
Math 3		70.4%	90.2%
Math 4		72.9%	85.8%
Math 5		38.1%	74.2%
Math 6		37.5%	72.7%
Math 7	20.0%	25.4%	72.7%
Math 8	6.7%	30.2%	71.6%
MME Math	0.0%	4.1%	46.2%

Free Reduced Not-Eligible

## General and Special Ed Status 2007-2008

No Data  
Available

General Ed Special Ed

## Academy Comments:

# Advanced Technology Academy

Grades in 2007-2008: K-12, Spec

School Opened: 2000 Current Contract Term: 2005 through 2010

## Mission Statement:

The mission of the Advanced Technology Academy (ATA) is to become the premiere technological high school in the state of Michigan.

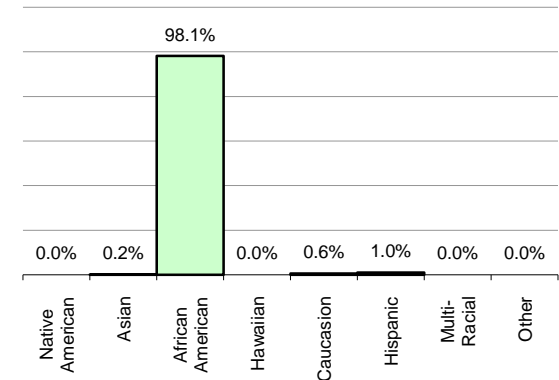
Educational Service Provider: Technical Academy Group

Authorizer: Lake Superior State University

Grades: K-12, Spec  
Address: 7265 Calhoun Street, Dearborn

Pupils 07-08: 964  
Ed YES! 07-08: C  
NCLB Phase 07-08: Phase 0

## Ethnicity 2007-2008



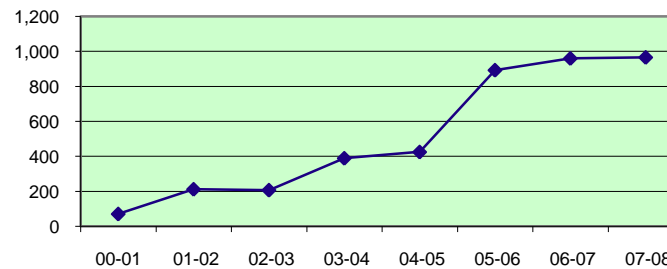
## Academic:

Instruction Type: Vocational  
Average Teacher Salary (06-07): \$38,806  
Teacher/Student Ratio (06-07): 1:22  
Attendance (07-08): 96.3%  
Graduation Rate (07-08): 63.4%

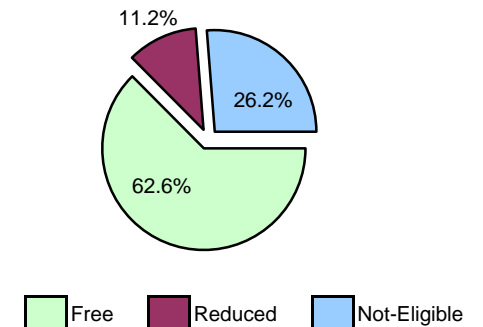
## Financial:

Foundation Grant (06-07): \$7,385  
Fund Balance (06-07): \$513,081  
Percent Operating Expenditures Spent On Instruction (06-07): 45.3%

## Pupil Count Trend



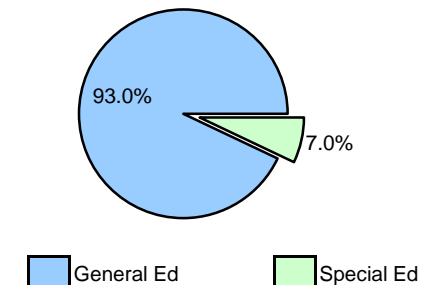
## Free /Reduced Lunch Eligibility 2007-2008



## Achievement (Percent Proficient on MEAP):

2007-2008	Academy	Dearborn City School District	State Average
ELA 3	62.9%	76.0%	80.9%
ELA 4	49.1%	67.4%	76.3%
ELA 5	76.5%	70.8%	77.6%
ELA 6	63.1%	75.1%	79.6%
ELA 7	50.0%	67.6%	74.4%
ELA 8	70.1%	69.4%	75.3%
MME ELA	18.2%	46.3%	52.3%
Math 3	95.2%	87.0%	90.2%
Math 4	67.9%	84.7%	85.8%
Math 5	62.7%	76.1%	74.2%
Math 6	47.1%	72.3%	72.7%
Math 7	53.3%	71.0%	72.7%
Math 8	59.3%	70.7%	71.6%
MME Math	13.8%	40.9%	46.2%

## General and Special Ed Status 2007-2008



## Academy Comments:

# AGBU Alex-Marie Manoogian School

Grades in 2007-2008: K-12, Spec

School Opened: 1995 Current Contract Term: 2005 through 2010

## Mission Statement:

The AGBU Alex and Marie Manoogian School will successfully educate all students in a safe, dignified and supportive setting, and in a unique partnership with the community will preserve the Armenian language and culture.

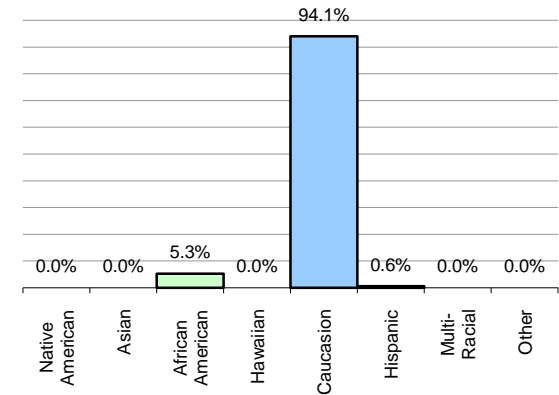
Educational Service Provider: Self-managed

Authorizer: Central Michigan University

Grades: K-12, Spec  
Address: 22001 Northwestern Highway, Southfield

Pupils 07-08: 338  
Ed YES! 07-08: B  
NCLB Phase 07-08: Phase 0

Ethnicity 2007-2008



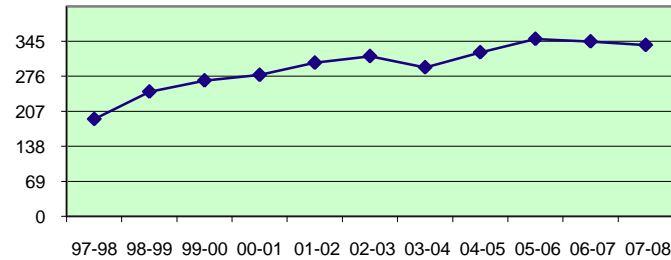
## Academic:

Instruction Type: Traditional  
Average Teacher Salary (06-07): \$41,348  
Teacher/Student Ratio (06-07): 1:17  
Attendance (07-08): 96.3%  
Graduation Rate (07-08): NA

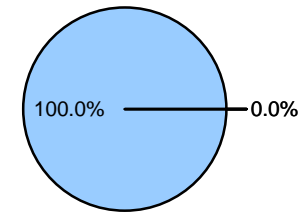
## Financial:

Foundation Grant (06-07): \$7,385  
Fund Balance (06-07): \$347,866  
Percent Operating Expenditures Spent On Instruction (06-07): 55.5%

Pupil Count Trend



Free /Reduced Lunch Eligibility 2007-2008

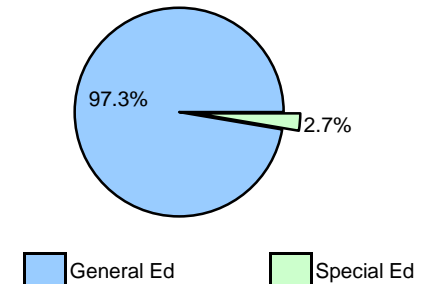


Achievement (Percent Proficient on MEAP):

2007-2008	Academy	Southfield Public School District	State Average
ELA 3	80.0%	81.0%	80.9%
ELA 4	75.0%	71.7%	76.3%
ELA 5	73.9%	76.7%	77.6%
ELA 6	73.3%	69.5%	79.6%
ELA 7	79.3%	57.5%	74.4%
ELA 8	69.2%	64.3%	75.3%
MME ELA	40.7%	31.6%	52.3%
Math 3	83.3%	89.9%	90.2%
Math 4	92.0%	79.9%	85.8%
Math 5	78.3%	73.7%	74.2%
Math 6	80.0%	58.8%	72.7%
Math 7	86.7%	64.1%	72.7%
Math 8	66.7%	63.0%	71.6%
MME Math	40.7%	16.0%	46.2%

Free Reduced Not-Eligible

General and Special Ed Status 2007-2008



## Academy Comments:

# Aisha Shule/WEB Dubois Prep. Academy School

Grades in 2007-2008: K-12, Spec

School Opened: 1995 Current Contract Term: 1995 through 2008

## Mission Statement:

Aisha Shule/Dubois Preparatory Academy is dedicated to the on-going development of students in a nurturing, violence-free K-12 Afrikan-Centered learning community, where each student will be prepared for academic excellence, cultural integrity, creativity, entrepreneurship and social responsibility.

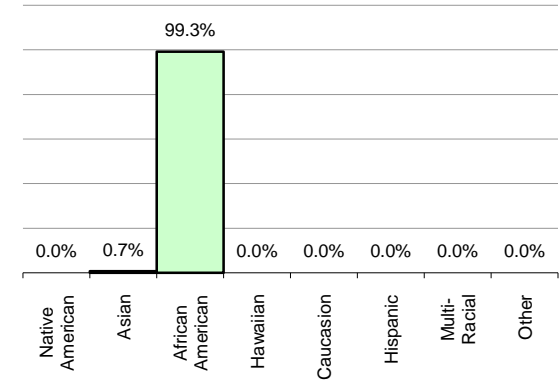
Educational Service Provider: Self-managed

Authorizer: Detroit Public Schools

Grades: K-12, Spec  
Address: 20119 Wisconsin, Detroit

Pupils 07-08: 268  
Ed YES! 07-08: C  
NCLB Phase 07-08: Phase 2

## Ethnicity 2007-2008



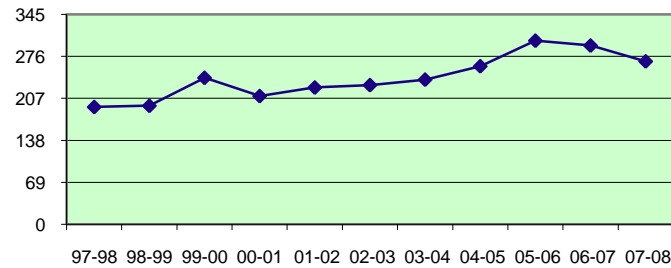
## Academic:

Instruction Type: Progressive  
Average Teacher Salary (06-07): \$46,979  
Teacher/Student Ratio (06-07): 1:15  
Attendance (07-08): 27.0%  
Graduation Rate (07-08): NA

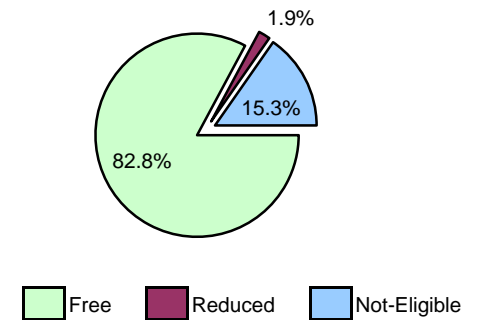
## Financial:

Foundation Grant (06-07): \$7,385  
Fund Balance (06-07): \$213,424  
Percent Operating Expenditures Spent On Instruction (06-07): 50.4%

## Pupil Count Trend



## Free /Reduced Lunch Eligibility 2007-2008



## Achievement (Percent Proficient on MEAP):

2007-2008	Academy	Detroit City School District	State Average
ELA 3	92.9%	62.4%	80.9%
ELA 4	31.8%	52.1%	76.3%
ELA 5	70.6%	51.0%	77.6%
ELA 6	66.7%	50.9%	79.6%
ELA 7	41.7%	41.9%	74.4%
ELA 8	58.1%	49.0%	75.3%
MME ELA	50.0%	26.0%	52.3%
Math 3	100.0%	70.0%	90.2%
Math 4	45.5%	63.7%	85.8%
Math 5	31.3%	44.1%	74.2%
Math 6	36.4%	39.2%	72.7%
Math 7	33.3%	43.5%	72.7%
Math 8	53.3%	38.5%	71.6%
MME Math	15.0%	14.3%	46.2%

## General and Special Ed Status 2007-2008

No Data Available

General Ed Special Ed

## Academy Comments:

# Allen Academy

Grades in 2007-2008: K-12, Spec

School Opened: 1999 Current Contract Term: 2008 through 2015

## Mission Statement:

The mission of Allen Academy is to develop a student-centered learning environment facilitating the growth of lifelong learners equipped with the skills to meet the needs of a global society.

Educational Service Provider: Leona Group

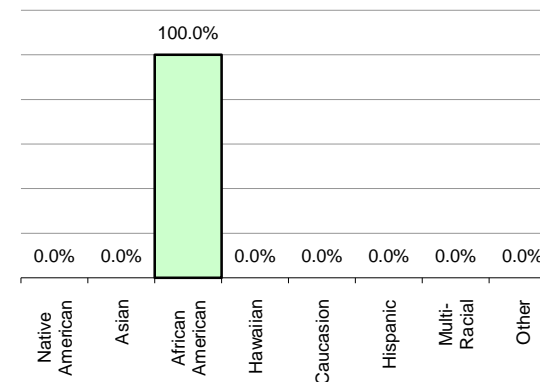
Authorizer: Ferris State University

Grades  
K-12, Spec

Address  
8666 Quincy, Detroit

Pupils 07-08 942  
Ed YES! 07-08 D-Alert  
NCLB Phase 07-08 Phase 0

## Ethnicity 2007-2008



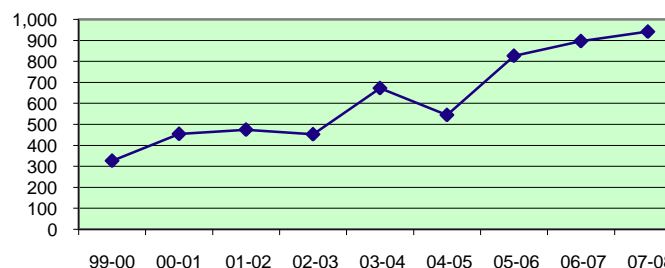
## Academic:

Instruction Type: Progressive  
Average Teacher Salary (06-07): \$36,400  
Teacher/Student Ratio (06-07): 1:27  
Attendance (07-08): 100.0%  
Graduation Rate (07-08): NA

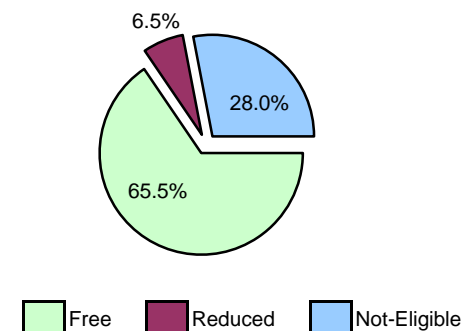
## Financial:

Foundation Grant (06-07): \$7,385  
Fund Balance (06-07): \$804,635  
Percent Operating Expenditures Spent On Instruction (06-07): 45.0%

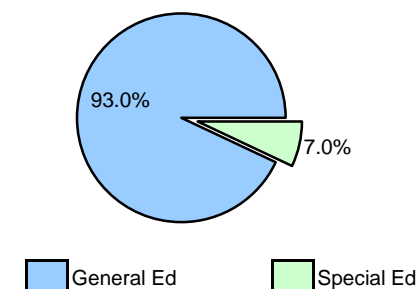
## Pupil Count Trend



## Free /Reduced Lunch Eligibility 2007-2008



## General and Special Ed Status 2007-2008



## Achievement (Percent Proficient on MEAP):

2007-2008	Academy	Detroit City School District	State Average
ELA 3	36.8%	62.4%	80.9%
ELA 4	40.5%	52.1%	76.3%
ELA 5	50.0%	51.0%	77.6%
ELA 6	59.4%	50.9%	79.6%
ELA 7	49.2%	41.9%	74.4%
ELA 8	58.1%	49.0%	75.3%
MME ELA	7.7%	26.0%	52.3%
Math 3	66.3%	70.0%	90.2%
Math 4	66.2%	63.7%	85.8%
Math 5	47.0%	44.1%	74.2%
Math 6	50.7%	39.2%	72.7%
Math 7	50.0%	43.5%	72.7%
Math 8	40.3%	38.5%	71.6%
MME Math	0.0%	14.3%	46.2%

## Academy Comments:

# American Montessori Academy

Grades in 2007-2008:

K-6, Spec

School Opened: 2004

Current Contract Term: 2004 through 2012

Mission Statement:

Educational Service Provider: C.S. Partners

Authorizer: Bay Mills Community College

Grades

K-6, Spec

Address

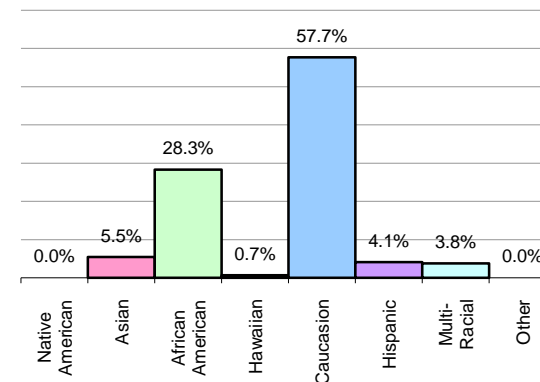
14800 Middlebelt Road, Livonia

Pupils  
07-08  
293

Ed YES!  
07-08  
B

NCLB Phase  
07-08  
Phase 0

Ethnicity  
2007-2008



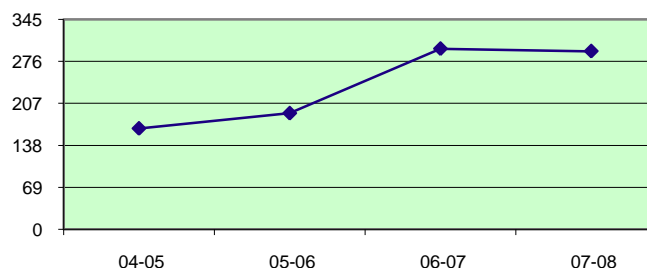
## Academic:

Instruction Type: Progressive  
Average Teacher Salary (06-07): \$31,091  
Teacher/Student Ratio (06-07): 1:23  
Attendance (07-08): 94.5%  
Graduation Rate (07-08): NA

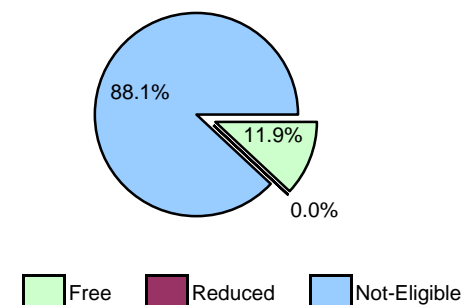
## Financial:

Foundation Grant (06-07): \$7,385  
Fund Balance (06-07): \$83,523  
Percent Operating Expenditures Spent On Instruction (06-07): 41.6%

Pupil Count Trend



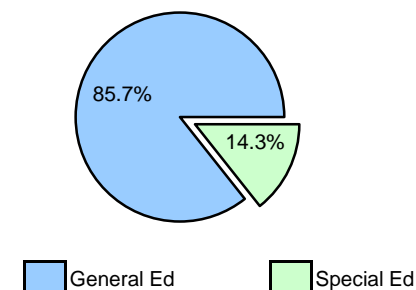
Free /Reduced Lunch Eligibility  
2007-2008



Achievement (Percent Proficient on MEAP):

2007-2008	Academy	Livonia Public Schools	State Average
ELA 3	80.4%	85.7%	80.9%
ELA 4	65.9%	82.5%	76.3%
ELA 5	68.0%	84.0%	77.6%
ELA 6	83.3%	89.3%	79.6%
ELA 7		86.2%	74.4%
ELA 8		84.2%	75.3%
MME ELA		66.9%	52.3%
Math 3	91.1%	92.4%	90.2%
Math 4	75.0%	89.6%	85.8%
Math 5	40.0%	75.2%	74.2%
Math 6	41.7%	78.3%	72.7%
Math 7		82.9%	72.7%
Math 8		79.9%	71.6%
MME Math		60.4%	46.2%

General and Special Ed Status  
2007-2008



## Academy Comments:



# Ann Arbor Learning Community

Grades in 2007-2008:

K-8, Spec

**School Opened:** 1998 **Current Contract Term:** 2008 through 2013

## Mission Statement:

The academy offers students in small, multi-grade classes a strong core curriculum with drama and performing arts, outdoor education, and gardening experiences.

**Educational Service Provider:** Self-managed

**Authorizer:** Eastern Michigan University

## Grades

K-8, Spec

## Address

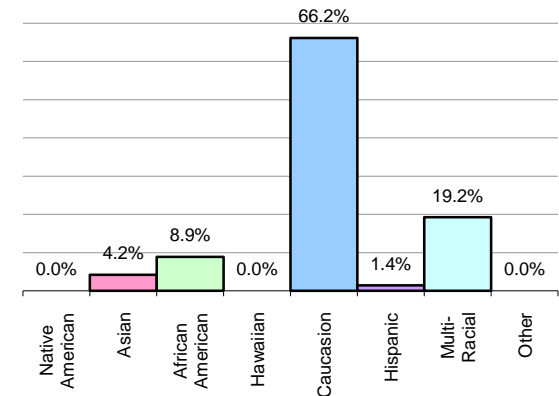
3980 Research Park Drive, Ann Arbor

**Pupils  
07-08**  
213

**Ed YES!  
07-08**  
A

**NCLB Phase  
07-08**  
Phase 0

## Ethnicity 2007-2008



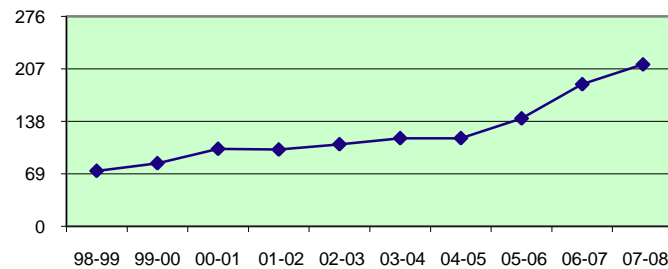
## Academic:

Instruction Type: Progressive  
Average Teacher Salary (06-07): \$27,861  
Teacher/Student Ratio (06-07): 1:18  
Attendance (07-08): 93.8%  
Graduation Rate (07-08): NA

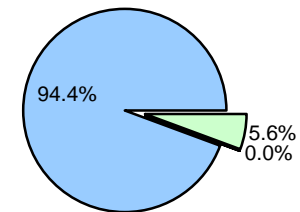
## Financial:

Foundation Grant (06-07): \$7,385  
Fund Balance (06-07): \$288,167  
Percent Operating Expenditures Spent On Instruction (06-07): 47.2%

## Pupil Count Trend



## Free /Reduced Lunch Eligibility 2007-2008

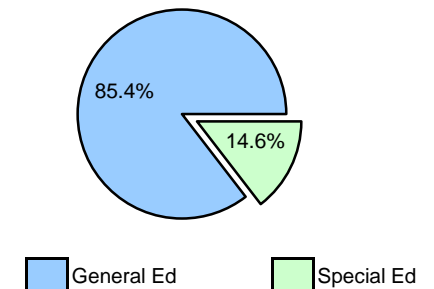


## Achievement (Percent Proficient on MEAP):

2007-2008	Academy	Ann Arbor Public Schools	State Average
ELA 3	95.7%	90.9%	80.9%
ELA 4	72.7%	87.3%	76.3%
ELA 5	81.3%	88.2%	77.6%
ELA 6	92.3%	91.1%	79.6%
ELA 7	100.0%	88.8%	74.4%
ELA 8	88.9%	88.2%	75.3%
MME ELA		73.1%	52.3%
Math 3	91.3%	96.3%	90.2%
Math 4	73.9%	93.7%	85.8%
Math 5	62.5%	90.7%	74.2%
Math 6	53.8%	86.8%	72.7%
Math 7	87.5%	87.5%	72.7%
Math 8	55.6%	87.7%	71.6%
MME Math		70.7%	46.2%

Free Reduced Not-Eligible

## General and Special Ed Status 2007-2008



## Academy Comments:



# Arbor Academy

Grades in 2007-2008: K-6, Spec, PK

School Opened: 1998 Current Contract Term: 2008 through 2013

## Mission Statement:

The mission of Arbor Academy is to provide a high quality general program of fundamental education in language, mathematics, art, science, social studies, conduct, and health through continuous assessment of learning and liberal use of tutorial assistance.

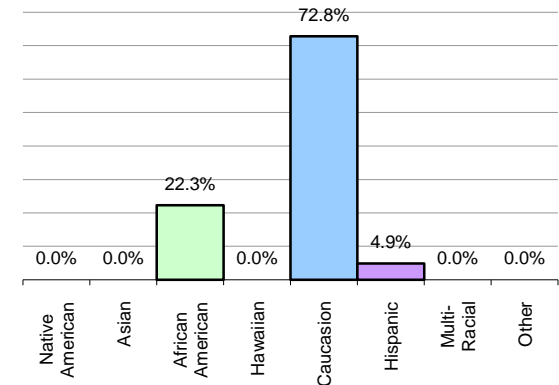
Educational Service Provider: Foundation for Behavioral Resources

Authorizer: Grand Valley State University

Pupils 07-08 184  
Ed YES! 07-08 B  
NCLB Phase 07-08 Phase 0

Grades K-6, Spec, PK  
Address 55 Arbor Street, Battle Creek

## Ethnicity 2007-2008



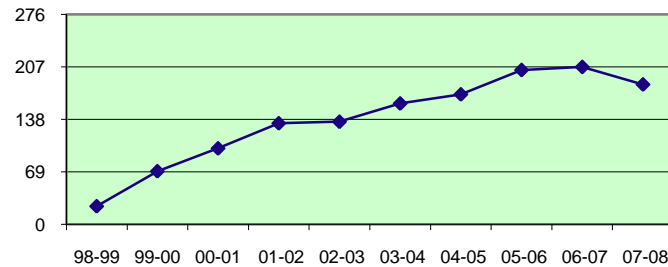
## Academic:

Instruction Type: Traditional  
Average Teacher Salary (06-07): \$23,568  
Teacher/Student Ratio (06-07): 1:9  
Attendance (07-08): 94.2%  
Graduation Rate (07-08): NA

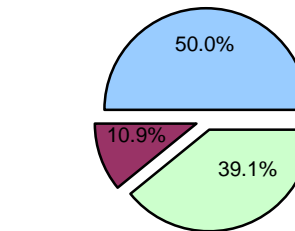
## Financial:

Foundation Grant (06-07): \$7,385  
Fund Balance (06-07): NDA\*  
Percent Operating Expenditures Spent On Instruction (06-07): 46.0%

## Pupil Count Trend



## Free /Reduced Lunch Eligibility 2007-2008



## Achievement (Percent Proficient on MEAP):

2007-2008	Academy	Lakeview Sch. District (Calhoun)	State Average
ELA 3	72.7%	80.0%	80.9%
ELA 4	68.2%	75.7%	76.3%
ELA 5	81.0%	79.5%	77.6%
ELA 6	100.0%	84.9%	79.6%
ELA 7		75.8%	74.4%
ELA 8		83.5%	75.3%
MME ELA		47.3%	52.3%
Math 3	95.5%	88.9%	90.2%
Math 4	72.7%	82.3%	85.8%
Math 5	68.2%	67.8%	74.2%
Math 6	75.0%	73.9%	72.7%
Math 7		65.4%	72.7%
Math 8		75.7%	71.6%
MME Math		40.4%	46.2%

Free Reduced Not-Eligible

## General and Special Ed Status 2007-2008

No Data Available

General Ed Special Ed

## Academy Comments:

# Arts Academy in the Woods

Grades in 2007-2008: 9-12, Spec

School Opened: 2001 Current Contract Term: 2006 through 2009

## Mission Statement:

The mission of the Arts Academy in the Woods is to provide equitable representation of Arts Education in Michigan. In the developing global environment, the interactions of academic disciplines with society are increasingly important to participating in world culture and economy.

Educational Service Provider: Self-managed

Authorizer: Macomb ISD

Grades  
9-12, Spec

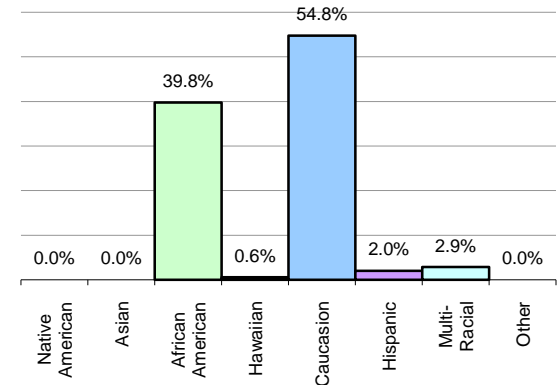
Address  
32101 Caroline, Fraser

Pupils  
07-08  
347

Ed YES!  
07-08  
D-Alert

NCLB Phase  
07-08  
Phase 1

Ethnicity  
2007-2008



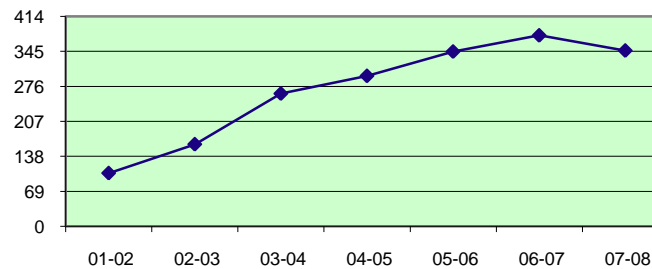
## Academic:

Instruction Type: Progressive  
Average Teacher Salary (06-07): \$46,926  
Teacher/Student Ratio (06-07): 1:16  
Attendance (07-08): 93.6%  
Graduation Rate (07-08): 82.2%

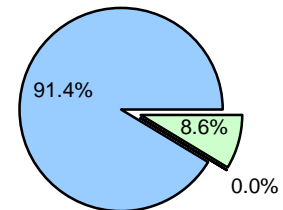
## Financial:

Foundation Grant (06-07): \$7,385  
Fund Balance (06-07): \$220,211  
Percent Operating Expenditures Spent On Instruction (06-07): 68.1%

Pupil Count Trend



Free /Reduced Lunch Eligibility  
2007-2008

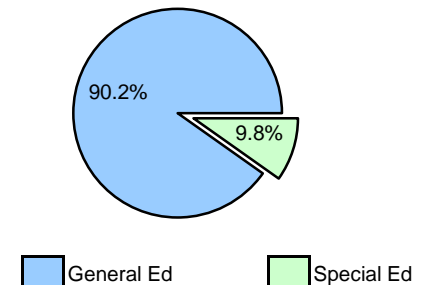


Achievement (Percent Proficient on MEAP):

2007-2008	Academy	Warren Woods Public Schools	State Average
ELA 3		85.0%	80.9%
ELA 4		84.5%	76.3%
ELA 5		85.3%	77.6%
ELA 6		81.9%	79.6%
ELA 7		83.4%	74.4%
ELA 8		76.8%	75.3%
MME ELA	38.2%	40.7%	52.3%
Math 3		93.1%	90.2%
Math 4		92.8%	85.8%
Math 5		83.6%	74.2%
Math 6		69.4%	72.7%
Math 7		79.2%	72.7%
Math 8		75.5%	71.6%
MME Math	24.2%	42.7%	46.2%

Free Reduced Not-Eligible

General and Special Ed Status  
2007-2008



## Academy Comments:

# Arts and Technology Academy of Pontiac

Grades in 2007-2008:

K-8, Spec

**School Opened:** 2001 **Current Contract Term:** 2000 through 2011

## Mission Statement:

The mission of the Arts & Technology Academy of Pontiac is to educate and motivate our students to achieve to their highest level academically and socially.

**Educational Service Provider:** Mosaica Education

**Authorizer:** Bay Mills Community College

**Grades**

K-8, Spec

**Address**

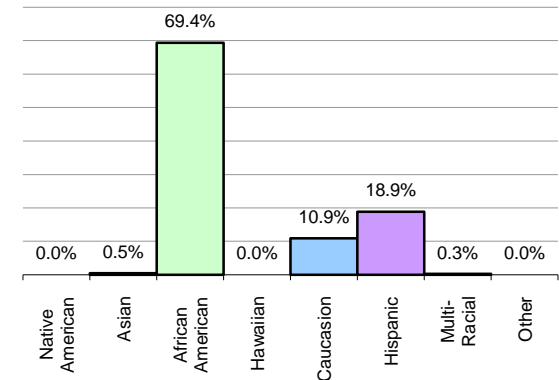
48980 Woodward Avenue, Pontiac

**Pupils  
07-08**  
366

**Ed YES!  
07-08**  
C

**NCLB Phase  
07-08**  
Phase 0

**Ethnicity  
2007-2008**



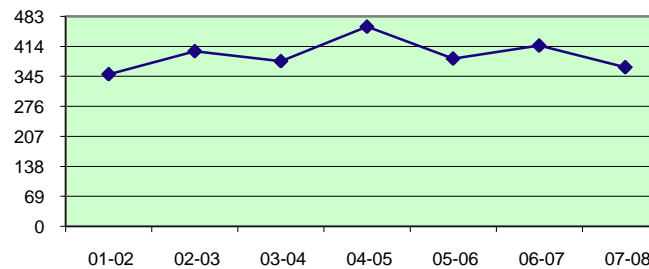
## Academic:

Instruction Type: Traditional  
Average Teacher Salary (06-07): \$29,382  
Teacher/Student Ratio (06-07): 1:17  
Attendance (07-08): 94.0%  
Graduation Rate (07-08): NA

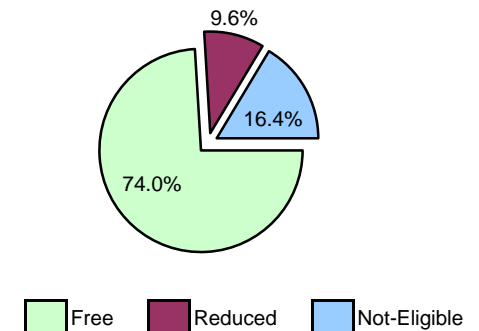
## Financial:

Foundation Grant (06-07): \$7,269  
Fund Balance (06-07): \$261,247  
Percent Operating Expenditures Spent On Instruction (06-07): 36.1%

**Pupil Count Trend**



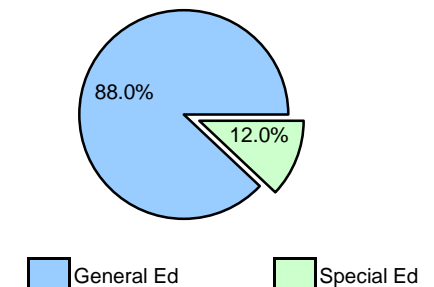
**Free /Reduced Lunch Eligibility  
2007-2008**



**Achievement (Percent Proficient on MEAP):**

2007-2008	Academy	Pontiac City School District	State Average
ELA 3	57.4%	66.7%	80.9%
ELA 4	37.5%	60.5%	76.3%
ELA 5	51.3%	58.1%	77.6%
ELA 6	29.8%	44.6%	79.6%
ELA 7	54.2%	35.3%	74.4%
ELA 8	18.2%	39.3%	75.3%
MME ELA		14.1%	52.3%
Math 3	79.2%	81.7%	90.2%
Math 4	59.2%	72.7%	85.8%
Math 5	53.8%	53.8%	74.2%
Math 6	34.0%	37.2%	72.7%
Math 7	41.7%	33.7%	72.7%
Math 8	13.0%	32.5%	71.6%
MME Math		6.0%	46.2%

**General and Special Ed Status  
2007-2008**



## Academy Comments:

# Battle Creek Area Learning Center

Grades in 2007-2008: 10-12, Alt, Spec

School Opened: 2002 Current Contract Term: 2005 through 2007

## Mission Statement:

The mission of the Learning Center is to provide a safe, healthy, supportive learning environment for the students who have not found success in traditional high schools

Educational Service Provider: Lakeview Public Schools

Authorizer: Kellogg Community College

Pupils 07-08 137  
Ed YES! 07-08 No Grade  
NCLB Phase 07-08 Phase 1

Grades 10-12, Alt, Spec  
Address 15 Arbor Street, Battle Creek

## Academic:

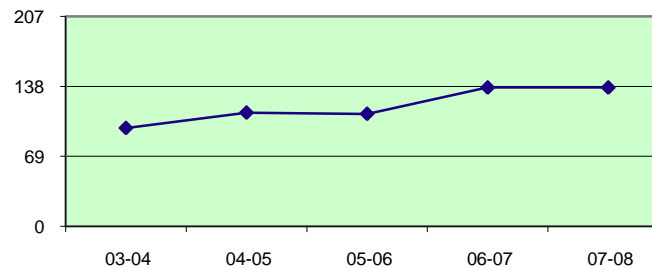
Instruction Type: NDA\*  
Average Teacher Salary (06-07): \$32,193  
Teacher/Student Ratio (06-07): 1:12  
Attendance (07-08): 80.9%  
Graduation Rate (07-08): 50.0%

## Financial:

Foundation Grant (06-07): \$7,385  
Fund Balance (06-07): \$156,099  
Percent Operating Expenditures Spent On Instruction (06-07): 66.4%

## Academy Comments:

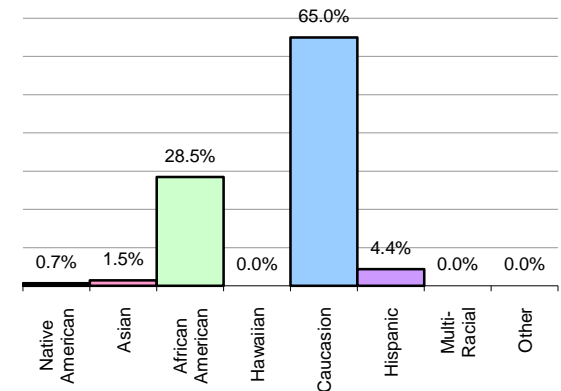
Pupil Count Trend



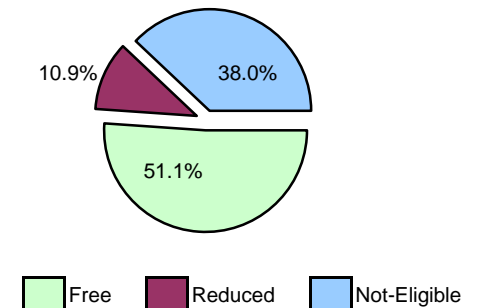
Achievement (Percent Proficient on MEAP):

2007-2008	Academy	Lakeview Sch. District (Calhoun)	State Average
ELA 3		80.0%	80.9%
ELA 4		75.7%	76.3%
ELA 5		79.5%	77.6%
ELA 6		84.9%	79.6%
ELA 7		75.8%	74.4%
ELA 8		83.5%	75.3%
MME ELA	3.6%	47.3%	52.3%
Math 3		88.9%	90.2%
Math 4		82.3%	85.8%
Math 5		67.8%	74.2%
Math 6		73.9%	72.7%
Math 7		65.4%	72.7%
Math 8		75.7%	71.6%
MME Math	10.3%	40.4%	46.2%

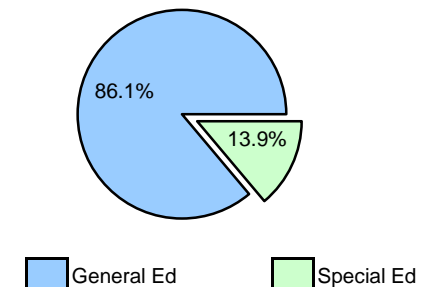
Ethnicity 2007-2008



Free /Reduced Lunch Eligibility 2007-2008



General and Special Ed Status 2007-2008



# Bay County PSA

Grades in 2007-2008:

K-8, Spec

**School Opened:** 2001 **Current Contract Term:** 2000 through 2011

## Mission Statement:

The mission of Bay County Public School Academy is to empower students to be inquisitive life-long learners and responsible decision-makers who are inspired by a stimulating curriculum and strengthened by a positive, nurturing atmosphere.

**Educational Service Provider:** Mosaica Education

**Authorizer:** Bay Mills Community College

## Grades

K-8, Spec

## Address

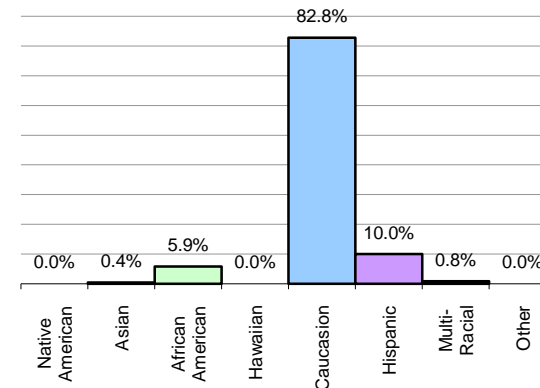
1110 State Street, Bay City

**Pupils  
07-08**  
239

**Ed YES!  
07-08**  
C

**NCLB Phase  
07-08**  
Phase 0

**Ethnicity  
2007-2008**



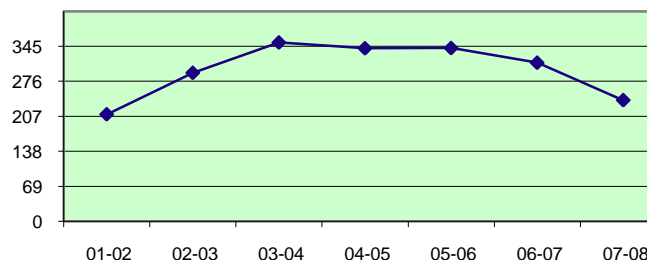
## Academic:

Instruction Type: Traditional  
Average Teacher Salary (06-07): \$32,334  
Teacher/Student Ratio (06-07): 1:13  
Attendance (07-08): 92.3%  
Graduation Rate (07-08): NA

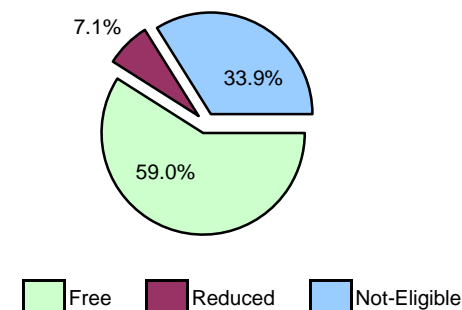
## Financial:

Foundation Grant (06-07): \$7,085  
Fund Balance (06-07): \$533,916  
Percent Operating Expenditures Spent On Instruction (06-07): 54.4%

**Pupil Count Trend**



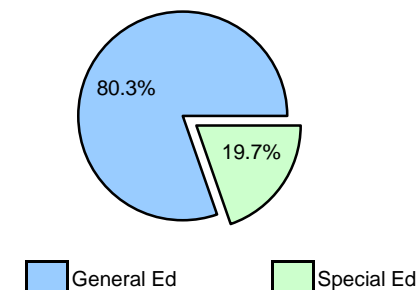
**Free /Reduced Lunch Eligibility  
2007-2008**



**Achievement (Percent Proficient on MEAP):**

2007-2008	Academy	Bay City School District	State Average
ELA 3	58.3%	74.1%	80.9%
ELA 4	60.9%	76.1%	76.3%
ELA 5	80.0%	76.6%	77.6%
ELA 6	53.3%	78.8%	79.6%
ELA 7	40.0%	72.5%	74.4%
ELA 8		75.4%	75.3%
MME ELA		49.9%	52.3%
Math 3	79.2%	91.6%	90.2%
Math 4	69.6%	87.0%	85.8%
Math 5	75.0%	81.1%	74.2%
Math 6	60.0%	76.4%	72.7%
Math 7	26.7%	68.4%	72.7%
Math 8		71.6%	71.6%
MME Math		41.9%	46.2%

**General and Special Ed Status  
2007-2008**



## Academy Comments:

# Bay-Arenac Community High School

Grades in 2007-2008: 9-12, Alt, Spec

School Opened: 1995 Current Contract Term: 2007 through 2011

## Mission Statement:

Bay-Arenac Community High School provides a positive community for students to participate in learning the skills necessary for attaining personally meaningful lives which are economically productive and socially responsible.

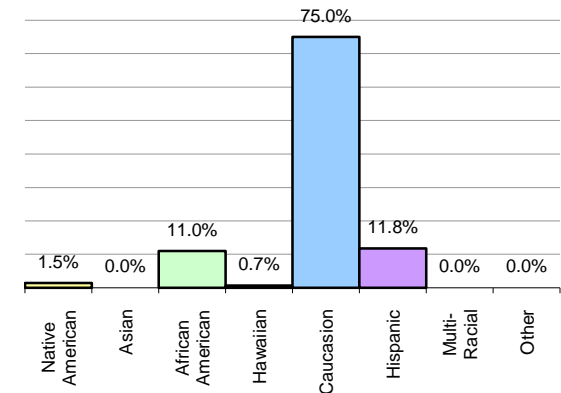
Educational Service Provider: Self-managed

Authorizer: Bay-Arenac ISD

Grades: 9-12, Alt, Spec  
Address: 1608 Hudson Street, Essexville

Pupils 07-08: 136  
Ed YES! 07-08: No Grade  
NCLB Phase 07-08: Phase 0

Ethnicity  
2007-2008



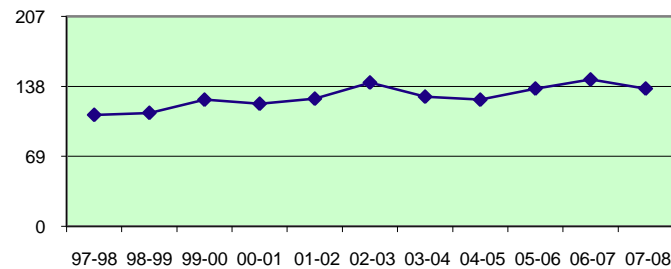
## Academic:

Instruction Type: General  
Average Teacher Salary (06-07): \$39,861  
Teacher/Student Ratio (06-07): 1:27  
Attendance (07-08): NA  
Graduation Rate (07-08): 17.0%

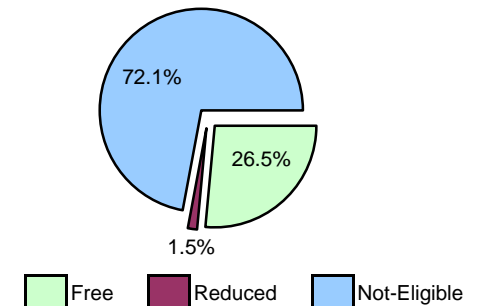
## Financial:

Foundation Grant (06-07): \$7,385  
Fund Balance (06-07): \$393,605  
Percent Operating Expenditures Spent On Instruction (06-07): 39.7%

Pupil Count Trend



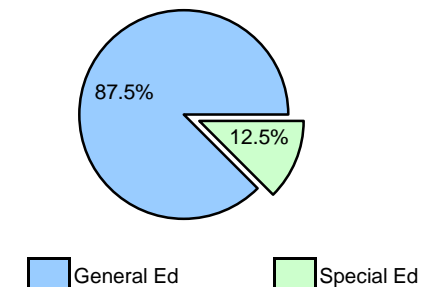
Free /Reduced Lunch Eligibility  
2007-2008



Achievement (Percent Proficient on MEAP):

2007-2008	Academy	Essexville-Hampton Public Schools	State Average
ELA 3		91.7%	80.9%
ELA 4		84.0%	76.3%
ELA 5		86.4%	77.6%
ELA 6		91.1%	79.6%
ELA 7		90.3%	74.4%
ELA 8		85.0%	75.3%
MME ELA	36.4%	51.5%	52.3%
Math 3		96.7%	90.2%
Math 4		89.3%	85.8%
Math 5		83.9%	74.2%
Math 6		77.7%	72.7%
Math 7		77.3%	72.7%
Math 8		81.9%	71.6%
MME Math	18.2%	55.9%	46.2%

General and Special Ed Status  
2007-2008



## Academy Comments:

# Ben Ross Public School Academy

Grades in 2007-2008:

K-8, Spec

School Opened: 2004

Current Contract Term: 2004 through 2012

Mission Statement:

Educational Service Provider: Edison Schools

Authorizer: Bay Mills Community College

Grades

K-8, Spec

Address

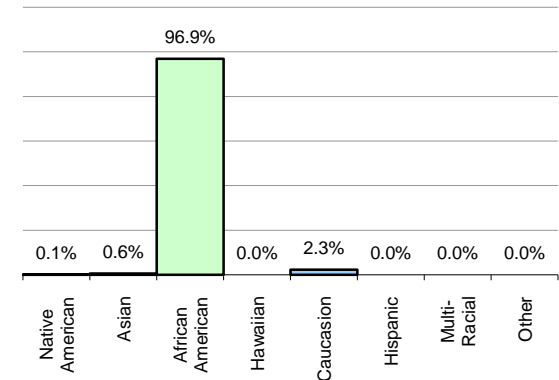
8525 Cole Drive, Warren

Pupils  
07-08  
683

Ed YES!  
07-08  
C

NCLB Phase  
07-08  
Phase 0

Ethnicity  
2007-2008



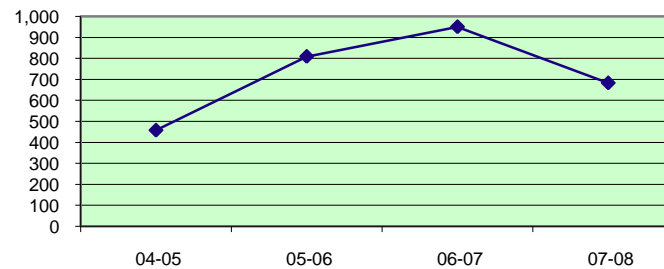
## Academic:

Instruction Type: Traditional  
Average Teacher Salary (06-07): \$34,052  
Teacher/Student Ratio (06-07): 1:18  
Attendance (07-08): 95.3%  
Graduation Rate (07-08): NA

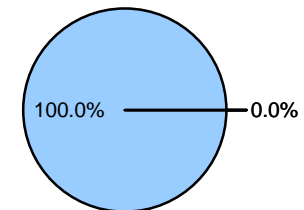
## Financial:

Foundation Grant (06-07): \$7,385  
Fund Balance (06-07): NDA\*  
Percent Operating Expenditures Spent On Instruction (06-07): 38.7%

Pupil Count Trend



Free /Reduced Lunch Eligibility  
2007-2008

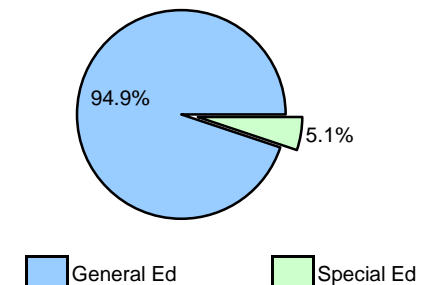


Achievement (Percent Proficient on MEAP):

2007-2008	Academy	Warren Consolidated Schools	State Average
ELA 3	60.3%	84.9%	80.9%
ELA 4	53.3%	76.7%	76.3%
ELA 5	45.8%	77.0%	77.6%
ELA 6	51.9%	80.0%	79.6%
ELA 7	50.6%	74.4%	74.4%
ELA 8	53.8%	74.1%	75.3%
MME ELA		50.3%	52.3%
Math 3	80.8%	92.9%	90.2%
Math 4	67.8%	90.5%	85.8%
Math 5	50.0%	79.5%	74.2%
Math 6	46.2%	73.7%	72.7%
Math 7	58.3%	70.4%	72.7%
Math 8	49.6%	75.3%	71.6%
MME Math		41.8%	46.2%

Free Reduced Not-Eligible

General and Special Ed Status  
2007-2008



## Academy Comments:



# Benton Harbor Charter School

Grades in 2007-2008: K-8, Spec, PK

School Opened: 2000

Current Contract Term: 2004 through 2009

Mission Statement:

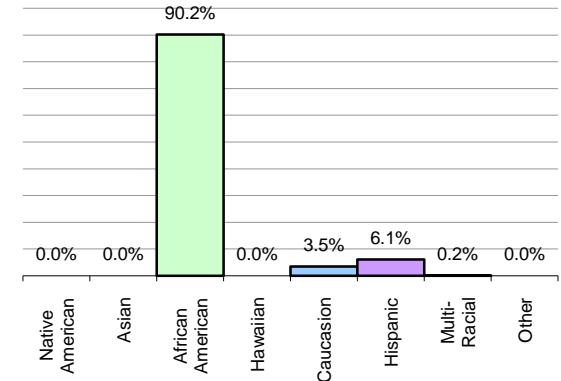
Educational Service Provider: Choice Schools Associates

Authorizer: Ferris State University

Grades: K-8, Spec, PK  
Address: 455 Riverview Drive, Benton Harbor

Pupils 07-08: 451  
Ed YES! 07-08: C  
NCLB Phase 07-08: Phase 0

Ethnicity 2007-2008



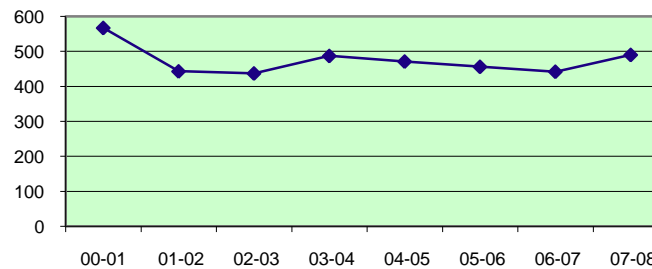
## Academic:

Instruction Type: General  
Average Teacher Salary (06-07): \$29,986  
Teacher/Student Ratio (06-07): 1:26  
Attendance (07-08): 98.7%  
Graduation Rate (07-08): NA

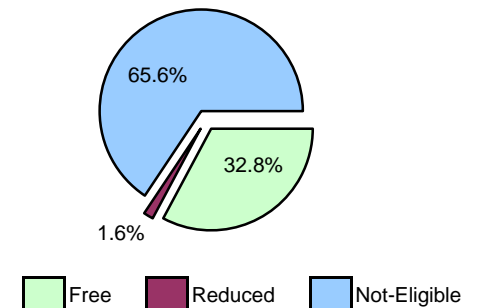
## Financial:

Foundation Grant (06-07): \$7,085  
Fund Balance (06-07): \$546,537  
Percent Operating Expenditures Spent On Instruction (06-07): 50.9%

Pupil Count Trend



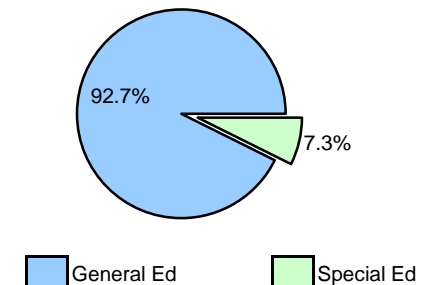
Free /Reduced Lunch Eligibility 2007-2008



Achievement (Percent Proficient on MEAP):

2007-2008	Academy	Benton Harbor Area Schools	State Average
ELA 3	67.6%	64.3%	80.9%
ELA 4	48.6%	49.2%	76.3%
ELA 5	35.7%	54.8%	77.6%
ELA 6	57.4%	44.7%	79.6%
ELA 7	47.7%	32.5%	74.4%
ELA 8	60.5%	32.0%	75.3%
MME ELA		12.6%	52.3%
Math 3	75.7%	75.9%	90.2%
Math 4	73.0%	63.2%	85.8%
Math 5	42.9%	51.2%	74.2%
Math 6	56.3%	41.9%	72.7%
Math 7	59.5%	47.6%	72.7%
Math 8	46.2%	37.3%	71.6%
MME Math		7.4%	46.2%

General and Special Ed Status 2007-2008



## Academy Comments:



# Bingham Academy

Grades in 2007-2008:

K-6, Spec

School Opened: 2004

Current Contract Term: 2004 through 2012

Mission Statement:

Educational Service Provider: Mosaica Education

Authorizer: Bay Mills Community College

Grades

K-6, Spec

Address

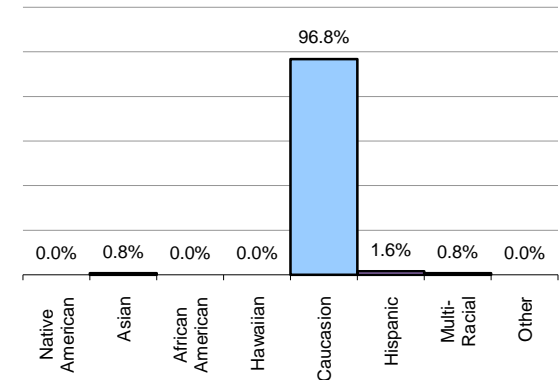
555 South Fifth Street, Alpena

Pupils  
07-08  
126

Ed YES!  
07-08  
B

NCLB Phase  
07-08  
Phase 0

Ethnicity  
2007-2008



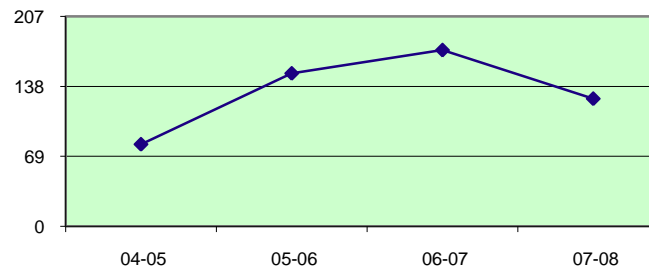
## Academic:

Instruction Type: Traditional  
Average Teacher Salary (06-07): \$27,504  
Teacher/Student Ratio (06-07): 1:11  
Attendance (07-08): 91.8%  
Graduation Rate (07-08): NA

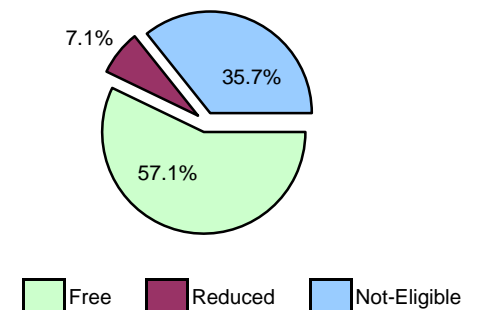
## Financial:

Foundation Grant (06-07): \$7,085  
Fund Balance (06-07): \$15,447  
Percent Operating Expenditures Spent On Instruction (06-07): 43.1%

Pupil Count Trend



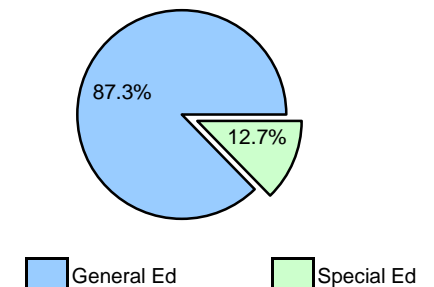
Free /Reduced Lunch Eligibility  
2007-2008



Achievement (Percent Proficient on MEAP):

2007-2008	Academy	Alpena Public Schools	State Average
ELA 3	100.0%	83.1%	80.9%
ELA 4	76.9%	83.6%	76.3%
ELA 5	66.7%	80.1%	77.6%
ELA 6	92.3%	89.4%	79.6%
ELA 7		79.0%	74.4%
ELA 8		78.8%	75.3%
MME ELA		52.9%	52.3%
Math 3	100.0%	88.3%	90.2%
Math 4	84.6%	91.6%	85.8%
Math 5	58.3%	67.0%	74.2%
Math 6	61.5%	80.8%	72.7%
Math 7		66.5%	72.7%
Math 8		66.8%	71.6%
MME Math		45.9%	46.2%

General and Special Ed Status  
2007-2008



## Academy Comments:

# Black River Public School

Grades in 2007-2008:

K-12, Spec

**School Opened:** 1996 **Current Contract Term:** 2008 through 2009

## Mission Statement:

Our mission is to prepare each student for college and for life through a challenging curriculum that accommodates individual learning styles. We want to have our students discover responsibility for their own lives as well as empathy for all people and cultures.

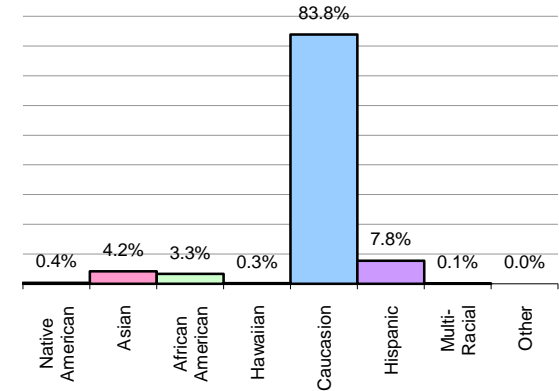
**Educational Service Provider:** Education Associates

**Authorizer:** Grand Valley State University

**Grades** K-12, Spec **Address** 491 Columbia Avenue, Holland

**Pupils 07-08** 780 **Ed YES! 07-08** A **NCLB Phase 07-08** Phase 0

**Ethnicity 2007-2008**



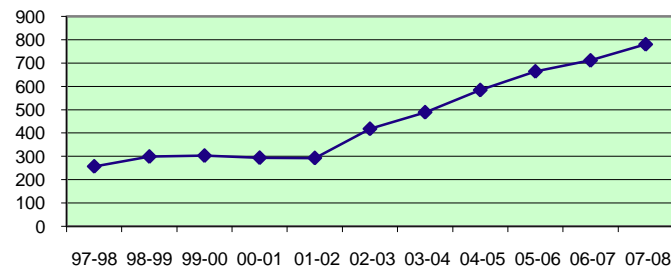
## Academic:

Instruction Type: Traditional  
Average Teacher Salary (06-07): \$38,423  
Teacher/Student Ratio (06-07): 1:19  
Attendance (07-08): 96.2%  
Graduation Rate (07-08): 88.7%

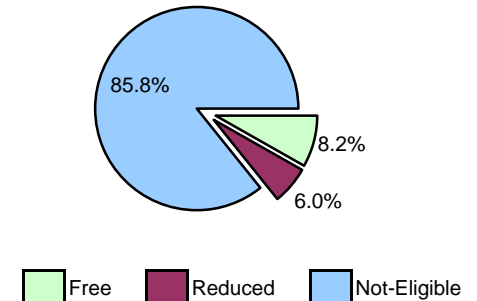
## Financial:

Foundation Grant (06-07): \$7,223  
Fund Balance (06-07): \$899,664  
Percent Operating Expenditures Spent On Instruction (06-07): 63.3%

**Pupil Count Trend**



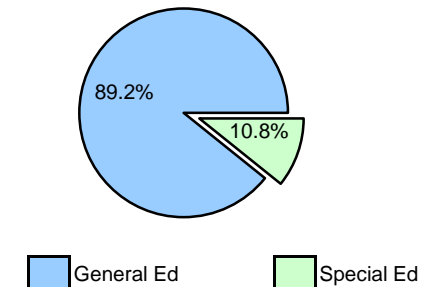
**Free /Reduced Lunch Eligibility 2007-2008**



**Achievement (Percent Proficient on MEAP):**

2007-2008	Academy	Holland City School District	State Average
ELA 3	93.6%	80.8%	80.9%
ELA 4	84.6%	71.5%	76.3%
ELA 5	95.5%	75.2%	77.6%
ELA 6	93.8%	75.7%	79.6%
ELA 7	85.5%	69.5%	74.4%
ELA 8	87.1%	68.3%	75.3%
MME ELA	79.2%	59.9%	52.3%
Math 3	95.7%	87.3%	90.2%
Math 4	82.1%	82.2%	85.8%
Math 5	84.1%	70.6%	74.2%
Math 6	92.7%	70.9%	72.7%
Math 7	90.4%	68.8%	72.7%
Math 8	89.4%	69.4%	71.6%
MME Math	71.7%	52.2%	46.2%

**General and Special Ed Status 2007-2008**



## Academy Comments:

# Blanche Kelso Bruce Academy

Grades in 2007-2008: 5-12, Alt, Spec

School Opened: 2001

Current Contract Term: 2007 through 2010

Mission Statement:

Educational Service Provider: Evans Solution Management Company

Authorizer: Wayne RESA

Grades  
5-12, Alt, Spec

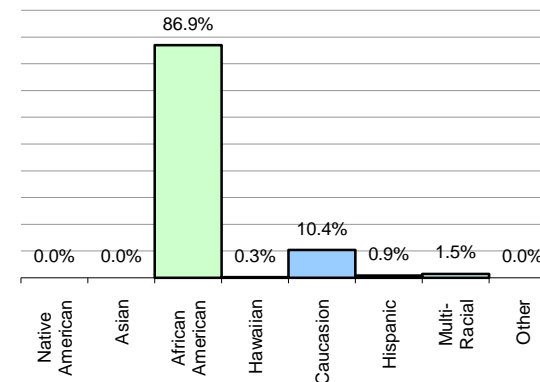
Address  
5555 Connor, Detroit

Pupils  
07-08  
144

Ed YES!  
07-08  
No Grade

NCLB Phase  
07-08  
Phase 4

Ethnicity  
2007-2008



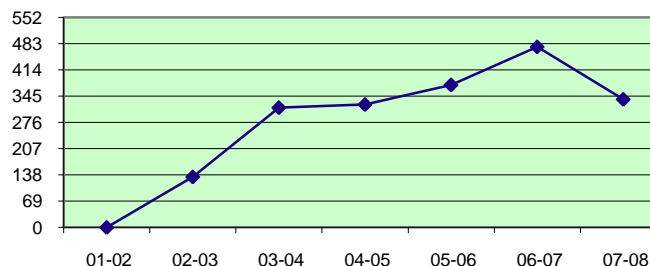
## Academic:

Instruction Type: General  
Average Teacher Salary (06-07): \$82,073  
Teacher/Student Ratio (06-07): 1:16  
Attendance (07-08): NDA\*  
Graduation Rate (07-08): NDA\*

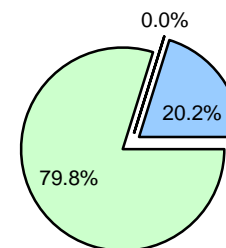
## Financial:

Foundation Grant (06-07): \$7,385  
Fund Balance (06-07): \$8,687  
Percent Operating Expenditures Spent On Instruction (06-07): 61.5%

Pupil Count Trend



Free /Reduced Lunch Eligibility  
2007-2008

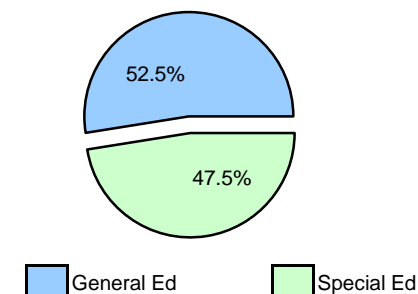


Achievement (Percent Proficient on MEAP):

2007-2008	Academy	Detroit City School District	State Average
ELA 3		62.4%	80.9%
ELA 4		52.1%	76.3%
ELA 5	0.0%	51.0%	77.6%
ELA 6		50.9%	79.6%
ELA 7	0.0%	41.9%	74.4%
ELA 8	0.0%	49.0%	75.3%
MME ELA	0.0%	26.0%	52.3%
Math 3		70.0%	90.2%
Math 4		63.7%	85.8%
Math 5	100.0%	44.1%	74.2%
Math 6		39.2%	72.7%
Math 7	0.0%	43.5%	72.7%
Math 8	33.3%	38.5%	71.6%
MME Math	0.0%	14.3%	46.2%

Free Reduced Not-Eligible

General and Special Ed Status  
2007-2008



## Academy Comments:

# Blue Water Learning Academy

Grades in 2007-2008: 7-12, Spec

School Opened: 2000

Current Contract Term: 2006 through 2009

Mission Statement:

Educational Service Provider: Self-managed

Authorizer: St. Clair ISD

Grades  
7-12, Spec

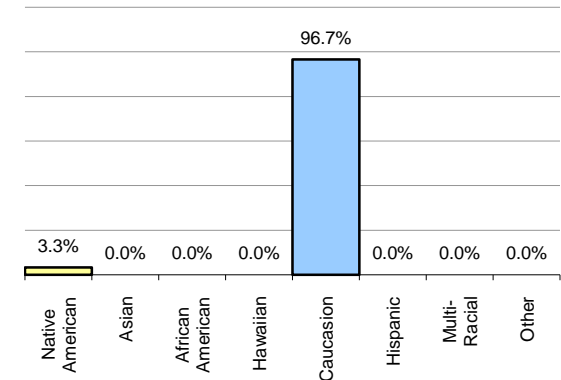
Address  
5202 Taft Road, Algonac

Pupils  
07-08  
30

Ed YES!  
07-08  
No Grade

NCLB Phase  
07-08  
Phase 1

Ethnicity  
2007-2008



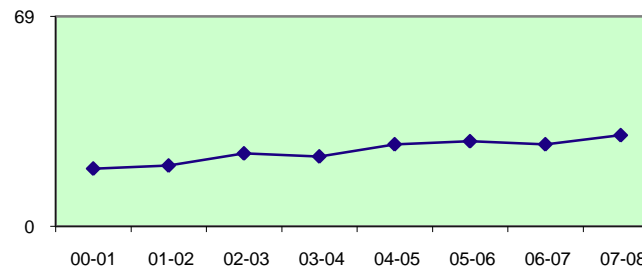
## Academic:

Instruction Type: General  
Average Teacher Salary (06-07): NDA\*  
Teacher/Student Ratio (06-07): NDA\*  
Attendance (07-08): 83.4%  
Graduation Rate (07-08): NA

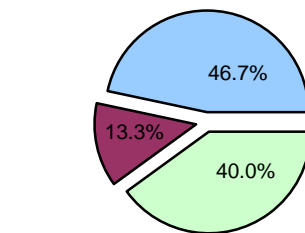
## Financial:

Foundation Grant (06-07): \$7,085  
Fund Balance (06-07): \$114,486  
Percent Operating Expenditures Spent On Instruction (06-07): 52.3%

Pupil Count Trend



Free /Reduced Lunch Eligibility  
2007-2008



Achievement (Percent Proficient on MEAP):

2007-2008	Academy	Algonac Community School District	State Average
ELA 3		90.0%	80.9%
ELA 4		86.1%	76.3%
ELA 5		84.6%	77.6%
ELA 6		88.5%	79.6%
ELA 7		79.4%	74.4%
ELA 8		80.9%	75.3%
MME ELA	0.0%	47.9%	52.3%
Math 3		96.4%	90.2%
Math 4		92.4%	85.8%
Math 5		77.5%	74.2%
Math 6		76.4%	72.7%
Math 7		78.3%	72.7%
Math 8		75.4%	71.6%
MME Math	0.0%	50.5%	46.2%

Free Reduced Not-Eligible

General and Special Ed Status  
2007-2008

No Data Available

General Ed Special Ed

## Academy Comments:

# Bradford Academy

Grades in 2007-2008:

K-9, Spec

School Opened: 2003

Current Contract Term: 2002 through 2009

## Mission Statement:

Bradford Academy prepares children academically, emotionally, physically, perceptually and socially to become caring, actively involved and productive citizens in a culturally diverse, rapidly changing and highly technological society

Educational Service Provider: Romine Group

Authorizer: Bay Mills Community College

Grades

K-9, Spec

Address

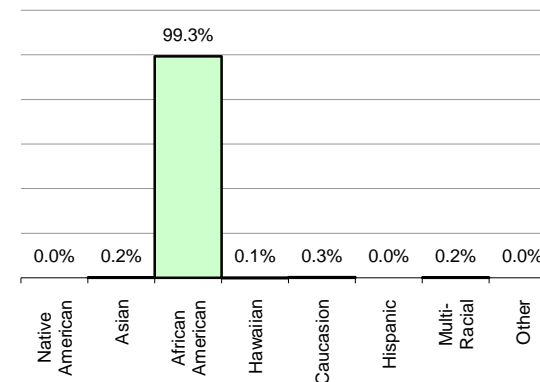
24216 Garner Street, Southfield

Pupils  
07-08  
1258

Ed YES!  
07-08  
C

NCLB Phase  
07-08  
Phase 0

## Ethnicity 2007-2008



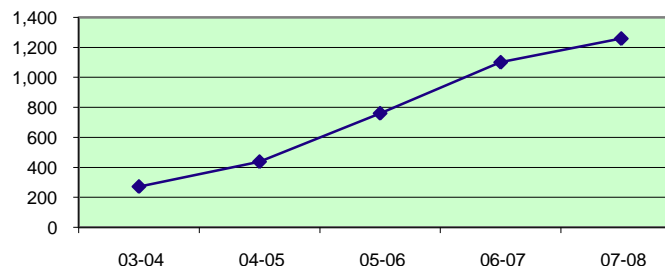
## Academic:

Instruction Type: Traditional  
Average Teacher Salary (06-07): \$41,630  
Teacher/Student Ratio (06-07): 1:24  
Attendance (07-08): 91.4%  
Graduation Rate (07-08): NA

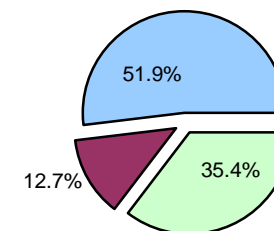
## Financial:

Foundation Grant (06-07): \$7,385  
Fund Balance (06-07): \$969,778  
Percent Operating Expenditures Spent On Instruction (06-07): 62.3%

## Pupil Count Trend



## Free /Reduced Lunch Eligibility 2007-2008

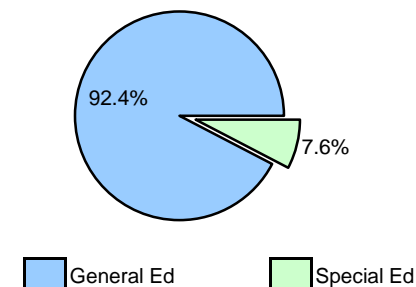


## Achievement (Percent Proficient on MEAP):

2007-2008	Academy	Southfield Public School District	State Average
ELA 3	60.4%	81.0%	80.9%
ELA 4	56.0%	71.7%	76.3%
ELA 5	62.1%	76.7%	77.6%
ELA 6	61.5%	69.5%	79.6%
ELA 7	50.4%	57.5%	74.4%
ELA 8	60.2%	64.3%	75.3%
MME ELA		31.6%	52.3%
Math 3	72.7%	89.9%	90.2%
Math 4	70.9%	79.9%	85.8%
Math 5	50.4%	73.7%	74.2%
Math 6	41.0%	58.8%	72.7%
Math 7	40.3%	64.1%	72.7%
Math 8	24.4%	63.0%	71.6%
MME Math		16.0%	46.2%

Free Reduced Not-Eligible

## General and Special Ed Status 2007-2008



## Academy Comments:

# Bridge Academy

Grades in 2007-2008:

K-8, Spec

School Opened: 2004

Current Contract Term: 2004 through 2009

Mission Statement:

Educational Service Provider: Global Educational Excellence

Authorizer: Ferris State University

Grades

K-8, Spec

Address

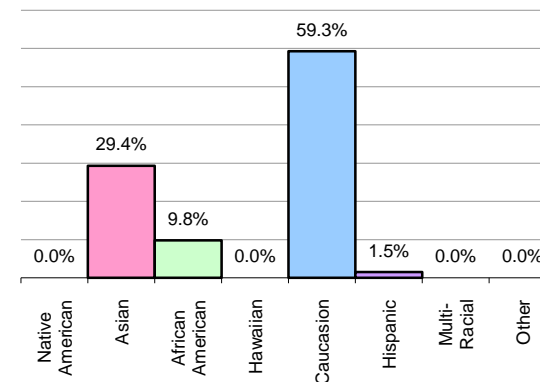
9600 Buffalo, Hamtramck

Pupils  
07-08  
528

Ed YES!  
07-08  
B

NCLB Phase  
07-08  
Phase 0

Ethnicity  
2007-2008



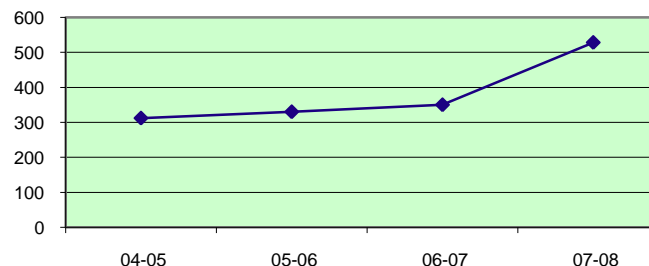
## Academic:

Instruction Type: NDA\*  
Average Teacher Salary (06-07): \$37,465  
Teacher/Student Ratio (06-07): 1:28  
Attendance (07-08): 96.9%  
Graduation Rate (07-08): NA

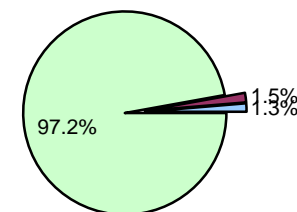
## Financial:

Foundation Grant (06-07): \$7,085  
Fund Balance (06-07): \$1,531,402  
Percent Operating Expenditures Spent On Instruction (06-07): 49.4%

Pupil Count Trend



Free /Reduced Lunch Eligibility  
2007-2008

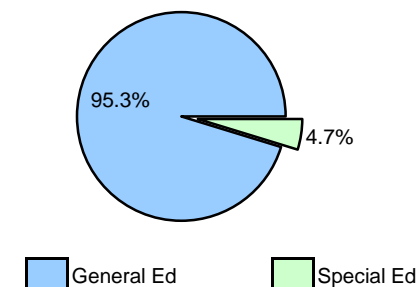


Achievement (Percent Proficient on MEAP):

2007-2008	Academy	Hamtramck Public Schools	State Average
ELA 3	57.5%	64.7%	80.9%
ELA 4	34.4%	51.3%	76.3%
ELA 5	60.0%	56.1%	77.6%
ELA 6	40.0%	65.3%	79.6%
ELA 7	42.9%	62.0%	74.4%
ELA 8	80.8%	65.8%	75.3%
MME ELA		23.3%	52.3%
Math 3	81.1%	78.5%	90.2%
Math 4	62.1%	67.0%	85.8%
Math 5	63.0%	57.2%	74.2%
Math 6	34.1%	58.4%	72.7%
Math 7	55.1%	56.2%	72.7%
Math 8	76.9%	39.5%	71.6%
MME Math		18.5%	46.2%

Free Reduced Not-Eligible

General and Special Ed Status  
2007-2008



## Academy Comments:

# Burton Glen Charter Academy

Grades in 2007-2008:

K-8, Spec

**School Opened:** 1999 **Current Contract Term:** 2008 through 2011

## Mission Statement:

The academy provides a rigorous academic curriculum, inspires a love of citizenship and self-achievement and builds a community that values scholarship, academic achievement and creativity.

**Educational Service Provider:** National Heritage Academies

**Authorizer:** Northern Michigan University

**Grades**

K-8, Spec

**Address**

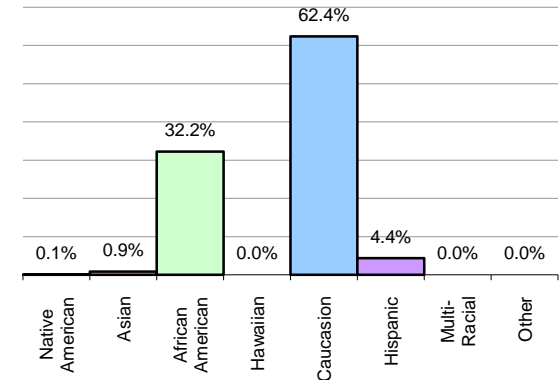
4171 Atherton Road, Burton

**Pupils  
07-08**  
689

**Ed YES!  
07-08**  
B

**NCLB Phase  
07-08**  
Phase 0

**Ethnicity  
2007-2008**



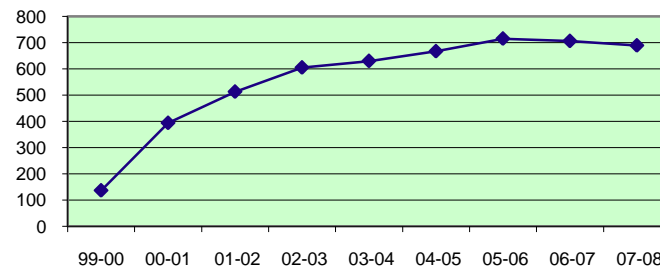
## Academic:

Instruction Type: Traditional  
Average Teacher Salary (06-07): \$41,817  
Teacher/Student Ratio (06-07): 1:23  
Attendance (07-08): 90.2%  
Graduation Rate (07-08): NA

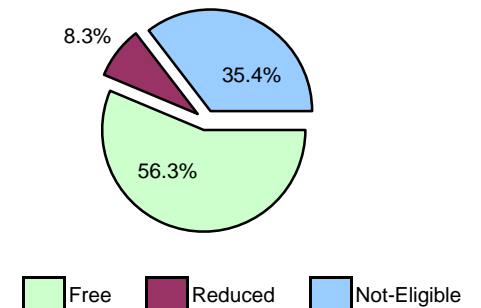
## Financial:

Foundation Grant (06-07): \$7,085  
Fund Balance (06-07): \$23,800  
Percent Operating Expenditures Spent On Instruction (06-07): 42.3%

**Pupil Count Trend**



**Free /Reduced Lunch Eligibility  
2007-2008**

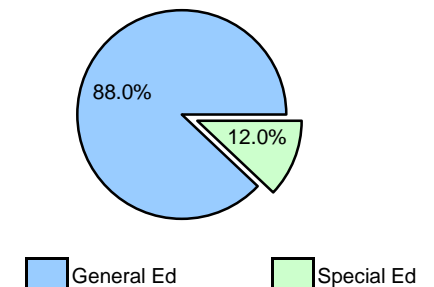


## Academy Comments:

**Achievement (Percent Proficient on MEAP):**

2007-2008	Academy	Atherton Community Schools	State Average
ELA 3	78.3%	81.1%	80.9%
ELA 4	65.4%	72.4%	76.3%
ELA 5	72.4%	66.1%	77.6%
ELA 6	80.6%	78.5%	79.6%
ELA 7	51.9%	73.6%	74.4%
ELA 8	64.6%	60.3%	75.3%
MME ELA		38.6%	52.3%
Math 3	90.0%	96.1%	90.2%
Math 4	82.3%	89.9%	85.8%
Math 5	51.3%	60.3%	74.2%
Math 6	71.0%	72.3%	72.7%
Math 7	74.7%	76.4%	72.7%
Math 8	61.5%	66.3%	71.6%
MME Math		31.4%	46.2%

**General and Special Ed Status  
2007-2008**



# Business Entrepreneurship, Science, Tech. Academy

Grades in 2007-2008:

K-8, Spec

School Opened: 2004

Current Contract Term: 2004 through 2012

Mission Statement:

Educational Service Provider: Mosaica Education

Authorizer: Bay Mills Community College

Grades

Address

K-8, Spec

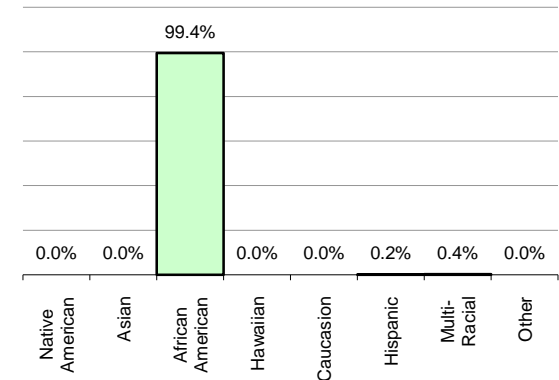
200 Highland Avenue, Highland Park

Pupils  
07-08  
501

Ed YES!  
07-08  
C

NCLB Phase  
07-08  
Phase 1

Ethnicity  
2007-2008



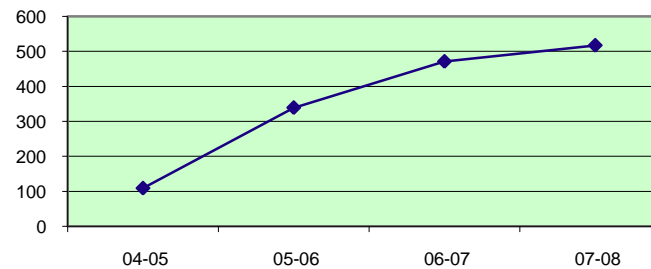
## Academic:

Instruction Type: Traditional  
Average Teacher Salary (06-07): \$45,655  
Teacher/Student Ratio (06-07): 1:32  
Attendance (07-08): 86.9%  
Graduation Rate (07-08): NA

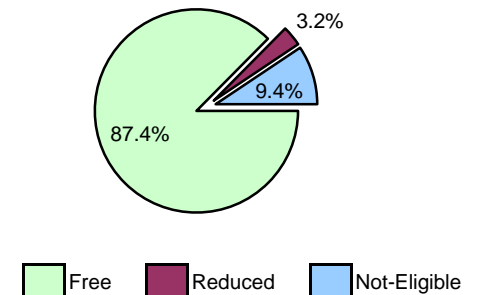
## Financial:

Foundation Grant (06-07): \$7,385  
Fund Balance (06-07): \$1,935  
Percent Operating Expenditures Spent On Instruction (06-07): 41.7%

Pupil Count Trend



Free /Reduced Lunch Eligibility  
2007-2008

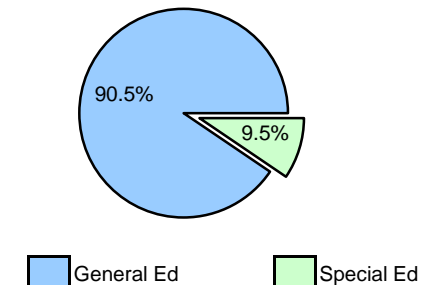


## Academy Comments:

Achievement (Percent Proficient on MEAP):

2007-2008	Academy	Highland Park City Schools	State Average
ELA 3	40.4%	54.8%	80.9%
ELA 4	32.7%	56.4%	76.3%
ELA 5	36.6%	48.8%	77.6%
ELA 6	39.2%	49.6%	79.6%
ELA 7	31.4%	35.8%	74.4%
ELA 8	37.5%	49.1%	75.3%
MME ELA		10.8%	52.3%
Math 3	58.6%	70.4%	90.2%
Math 4	38.8%	72.9%	85.8%
Math 5	23.3%	38.1%	74.2%
Math 6	28.8%	37.5%	72.7%
Math 7	56.9%	25.4%	72.7%
Math 8	51.3%	30.2%	71.6%
MME Math		4.1%	46.2%

General and Special Ed Status  
2007-2008





# Byron Center Charter School

Grades in 2007-2008: K-12, Spec

School Opened: 1996 Current Contract Term: 2008 through 2013

Mission Statement:

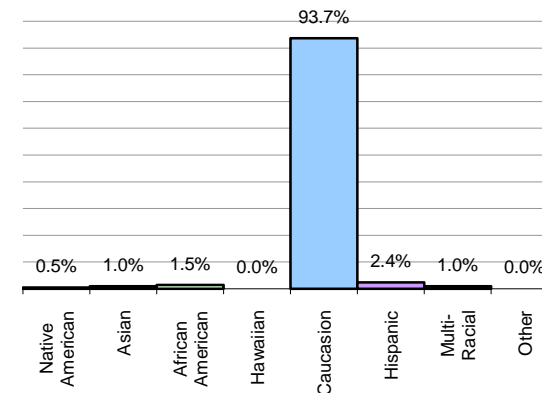
Educational Service Provider: Woodbridge Group, Inc.

Authorizer: Grand Valley State University

Grades: K-12, Spec Address: 9930 Burlingame Avenue SW, Byron Center

Pupils 07-08: 206 Ed YES! 07-08: A NCLB Phase 07-08: Phase 0

Ethnicity 2007-2008



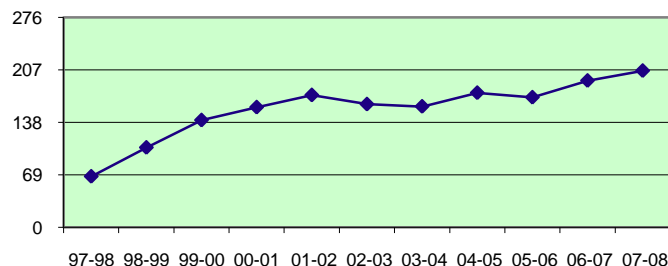
## Academic:

Instruction Type: NDA\*  
Average Teacher Salary (06-07): \$44,209  
Teacher/Student Ratio (06-07): 1:20  
Attendance (07-08): 93.9%  
Graduation Rate (07-08): NA

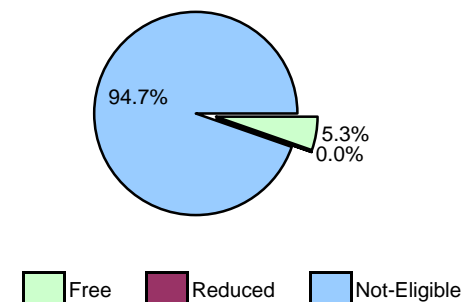
## Financial:

Foundation Grant (06-07): \$7,385  
Fund Balance (06-07): \$306,361  
Percent Operating Expenditures Spent On Instruction (06-07): 65.0%

Pupil Count Trend



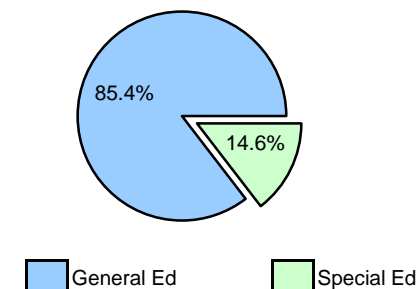
Free /Reduced Lunch Eligibility 2007-2008



Achievement (Percent Proficient on MEAP):

2007-2008	Academy	Byron Center Public Schools	State Average
ELA 3	92.9%	92.8%	80.9%
ELA 4	91.7%	90.8%	76.3%
ELA 5	75.0%	91.2%	77.6%
ELA 6	66.7%	89.9%	79.6%
ELA 7	95.0%	88.6%	74.4%
ELA 8	78.9%	87.8%	75.3%
MME ELA	40.0%	72.8%	52.3%
Math 3	100.0%	97.7%	90.2%
Math 4	100.0%	97.2%	85.8%
Math 5	90.0%	93.3%	74.2%
Math 6	72.2%	92.9%	72.7%
Math 7	95.0%	85.7%	72.7%
Math 8	63.2%	86.9%	71.6%
MME Math	33.3%	67.1%	46.2%

General and Special Ed Status 2007-2008



## Academy Comments:

# Canton Charter Academy

Grades in 2007-2008:

K-8, Spec

School Opened: 2000 Current Contract Term: 2005 through 2012

## Mission Statement:

Canton Charter Academy will ensure that all students master basic academic skills and develop into moral, ethical adults.

Educational Service Provider: National Heritage Academies

Authorizer: Central Michigan University

## Grades

K-8, Spec

## Address

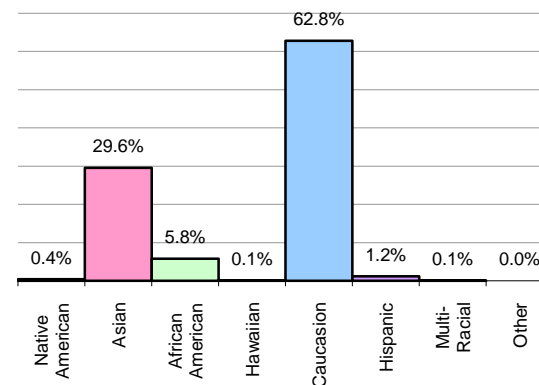
49100 Ford Road, Canton

Pupils  
07-08  
693

Ed YES!  
07-08  
A

NCLB Phase  
07-08  
Phase 0

## Ethnicity 2007-2008



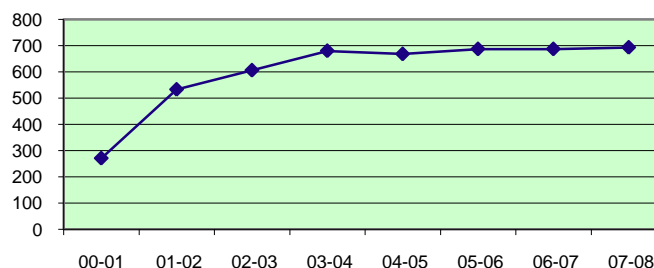
## Academic:

Instruction Type: Traditional  
Average Teacher Salary (06-07): \$39,973  
Teacher/Student Ratio (06-07): 1:22  
Attendance (07-08): 92.6%  
Graduation Rate (07-08): NA

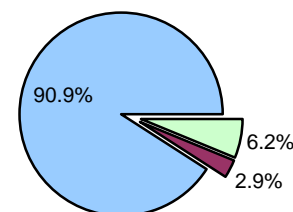
## Financial:

Foundation Grant (06-07): \$7,385  
Fund Balance (06-07): \$48,781  
Percent Operating Expenditures Spent On Instruction (06-07): 37.4%

## Pupil Count Trend

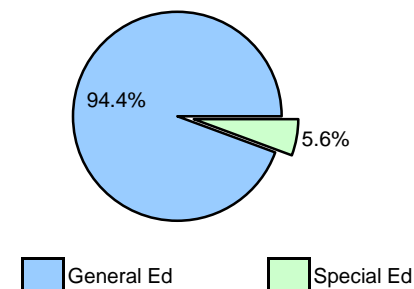


## Free /Reduced Lunch Eligibility 2007-2008



Free Reduced Not-Eligible

## General and Special Ed Status 2007-2008



General Ed Special Ed

## Achievement (Percent Proficient on MEAP):

2007-2008	Academy	Plymouth-Canton Community Schools	State Average
ELA 3	97.3%	89.1%	80.9%
ELA 4	96.1%	85.8%	76.3%
ELA 5	93.4%	88.7%	77.6%
ELA 6	94.9%	89.9%	79.6%
ELA 7	92.2%	87.6%	74.4%
ELA 8	89.2%	85.6%	75.3%
MME ELA		70.9%	52.3%
Math 3	100.0%	96.2%	90.2%
Math 4	94.7%	92.9%	85.8%
Math 5	90.8%	89.9%	74.2%
Math 6	94.9%	88.7%	72.7%
Math 7	96.1%	88.3%	72.7%
Math 8	91.9%	87.4%	71.6%
MME Math		70.9%	46.2%

## Academy Comments:

# Capital Area Academy

Grades in 2007-2008: K-8, Spec, PK

School Opened: 1999 Current Contract Term: 2007 through 2008

## Mission Statement:

Capital Area Academy inspires each child to be a visionary where all tomorrows hold possibilities, encourages each child to be an achiever setting goals, and challenges each child to be a life long learner impacting both today and tomorrow as productive citizens of the world.

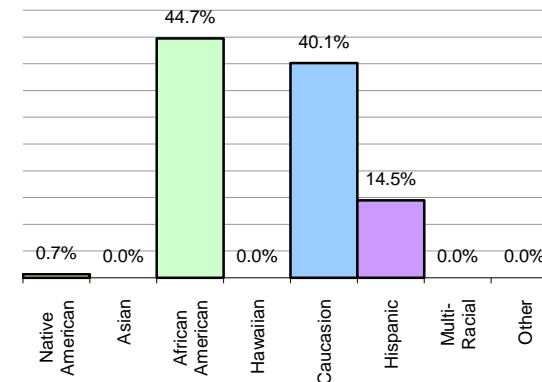
Educational Service Provider: Mosaica Education

Authorizer: Central Michigan University

Pupils 07-08 152  
Ed YES! 07-08 C  
NCLB Phase 07-08 Phase 0

Grades K-8, Spec, PK  
Address 5525 S. Pennsylvania Avenue, Lansing

## Ethnicity 2007-2008



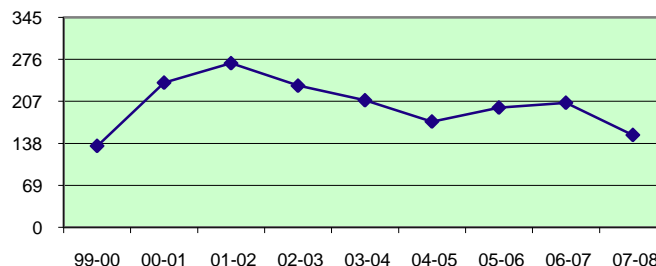
## Academic:

Instruction Type: Traditional  
Average Teacher Salary (06-07): \$33,758  
Teacher/Student Ratio (06-07): 1:16  
Attendance (07-08): 91.2%  
Graduation Rate (07-08): NA

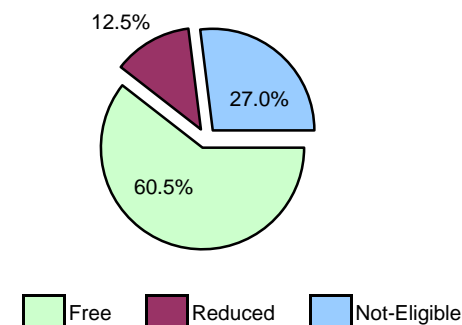
## Financial:

Foundation Grant (06-07): \$7,385  
Fund Balance (06-07): \$94,954  
Percent Operating Expenditures Spent On Instruction (06-07): 47.4%

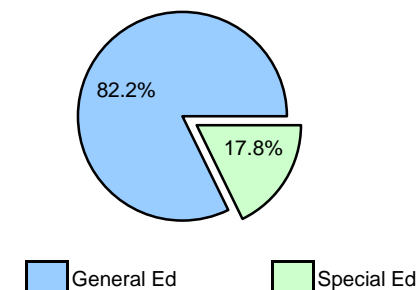
## Pupil Count Trend



## Free /Reduced Lunch Eligibility 2007-2008



## General and Special Ed Status 2007-2008



## Achievement (Percent Proficient on MEAP):

2007-2008	Academy	Lansing Public School District	State Average
ELA 3	81.3%	79.0%	80.9%
ELA 4	41.2%	69.2%	76.3%
ELA 5	52.6%	70.7%	77.6%
ELA 6	52.4%	62.9%	79.6%
ELA 7	29.2%	53.1%	74.4%
ELA 8	30.0%	50.8%	75.3%
MME ELA		35.1%	52.3%
Math 3	80.0%	85.4%	90.2%
Math 4	52.9%	81.0%	85.8%
Math 5	52.6%	62.3%	74.2%
Math 6	38.1%	53.4%	72.7%
Math 7	16.7%	48.7%	72.7%
Math 8	20.0%	42.9%	71.6%
MME Math		28.1%	46.2%

## Academy Comments:

# Casa Richard Academy

Grades in 2007-2008: 9-12, Spec

School Opened: 1995 Current Contract Term: 2007 through 2010

## Mission Statement:

Casa Richard Academy helps at-risk youth develop the knowledge and skills they need to become contributing citizens in a fast changing society.

Educational Service Provider: Professional Contract Mgmt.

Authorizer: Wayne RESA

Grades  
9-12, Spec

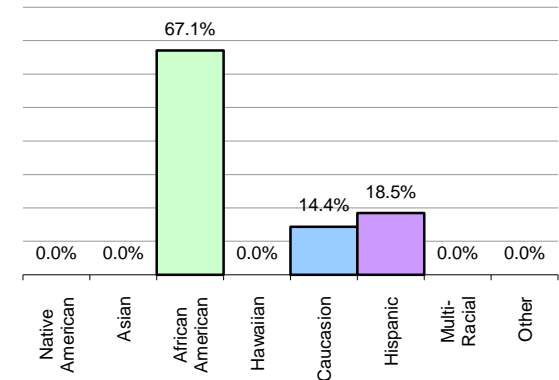
Address  
2635 Howard, Detroit

Pupils  
07-08  
146

Ed YES!  
07-08  
D-Alert

NCLB Phase  
07-08  
Phase 4

## Ethnicity 2007-2008



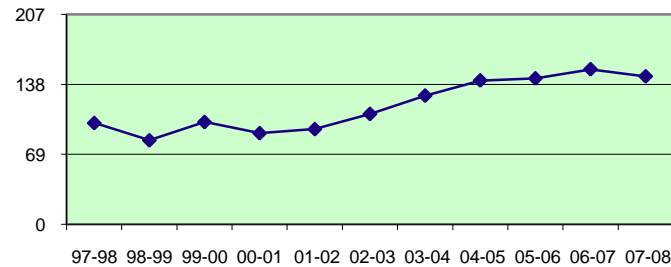
## Academic:

Instruction Type: NDA\*  
Average Teacher Salary (06-07): \$45,527  
Teacher/Student Ratio (06-07): 1:19  
Attendance (07-08): 88.1%  
Graduation Rate (07-08): 38.9%

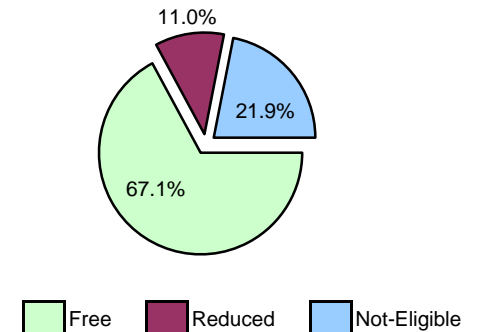
## Financial:

Foundation Grant (06-07): \$7,385  
Fund Balance (06-07): \$261,635  
Percent Operating Expenditures Spent On Instruction (06-07): 64.8%

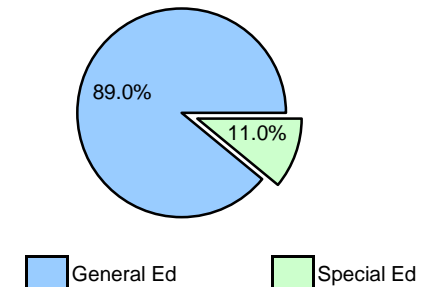
## Pupil Count Trend



## Free /Reduced Lunch Eligibility 2007-2008



## General and Special Ed Status 2007-2008



## Achievement (Percent Proficient on MEAP):

2007-2008	Academy	Detroit City School District	State Average
ELA 3		62.4%	80.9%
ELA 4		52.1%	76.3%
ELA 5		51.0%	77.6%
ELA 6		50.9%	79.6%
ELA 7		41.9%	74.4%
ELA 8		49.0%	75.3%
MME ELA	6.1%	26.0%	52.3%
Math 3		70.0%	90.2%
Math 4		63.7%	85.8%
Math 5		44.1%	74.2%
Math 6		39.2%	72.7%
Math 7		43.5%	72.7%
Math 8		38.5%	71.6%
MME Math	2.9%	14.3%	46.2%

## Academy Comments:

# Casman Alternative Academy

Grades in 2007-2008: 7-12, Alt, Spec

School Opened: 1997 Current Contract Term: 2006 through 2011

## Mission Statement:

The academy offers "hands-on" learning to students and offers block scheduling to apply academic skills through community service activities throughout the county. Students at the junior and senior level are allowed to mentor at various resource sites during the afternoons.

Educational Service Provider: Self-managed

Authorizer: Manistee ISD

Grades  
7-12, Alt, Spec

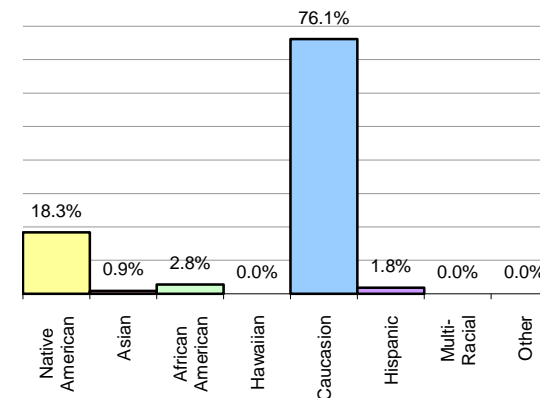
Address  
225 Ninth, Manistee

Pupils  
07-08  
109

Ed YES!  
07-08  
No Grade

NCLB Phase  
07-08  
Phase 3

## Ethnicity 2007-2008



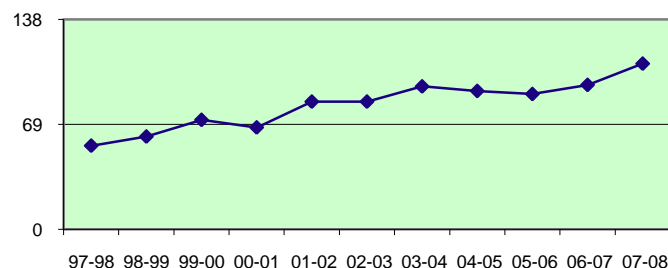
## Academic:

Instruction Type: General  
Average Teacher Salary (06-07): \$29,450  
Teacher/Student Ratio (06-07): 1:18  
Attendance (07-08): 84.8%  
Graduation Rate (07-08): NA

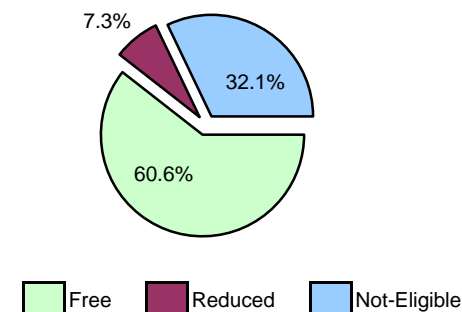
## Financial:

Foundation Grant (06-07): \$7,085  
Fund Balance (06-07): \$253,664  
Percent Operating Expenditures Spent On Instruction (06-07): 36.9%

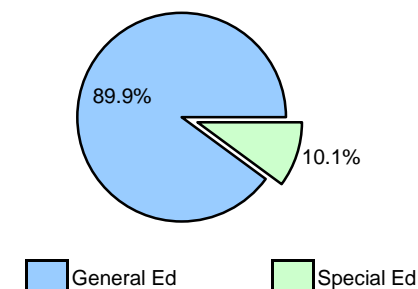
## Pupil Count Trend



## Free /Reduced Lunch Eligibility 2007-2008



## General and Special Ed Status 2007-2008



## Achievement (Percent Proficient on MEAP):

2007-2008	Academy	Manistee Area Schools	State Average
ELA 3		91.9%	80.9%
ELA 4		76.6%	76.3%
ELA 5		77.8%	77.6%
ELA 6		79.3%	79.6%
ELA 7	0.0%	73.7%	74.4%
ELA 8	0.0%	80.3%	75.3%
MME ELA	0.0%	58.4%	52.3%
Math 3		93.7%	90.2%
Math 4		87.1%	85.8%
Math 5		72.0%	74.2%
Math 6		80.9%	72.7%
Math 7	20.0%	67.4%	72.7%
Math 8	0.0%	76.6%	71.6%
MME Math	6.3%	41.7%	46.2%

## Academy Comments:

# Center Academy

Grades in 2007-2008:

K-8, Spec

School Opened: 1999

Current Contract Term: 2008 through 2009

## Mission Statement:

Center Academy of Flint provides an environment rich in time, resources and experiences that enables all students to achieve academically, mature socially and contribute positively to society.

Educational Service Provider: Vanguard Education Development Consortium, LLC

Authorizer: Central Michigan University

Grades

K-8, Spec

Address

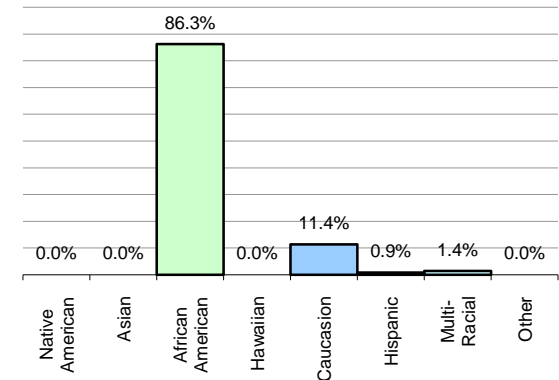
310 W. Oakley, Flint

Pupils  
07-08  
350

Ed YES!  
07-08  
C

NCLB Phase  
07-08  
Phase 0

## Ethnicity 2007-2008



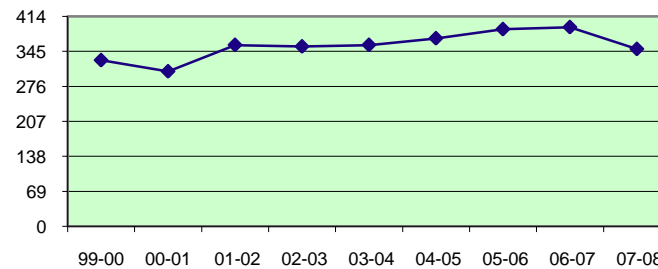
## Academic:

Instruction Type: Traditional  
Average Teacher Salary (06-07): \$34,599  
Teacher/Student Ratio (06-07): 1:19  
Attendance (07-08): 93.8%  
Graduation Rate (07-08): NA

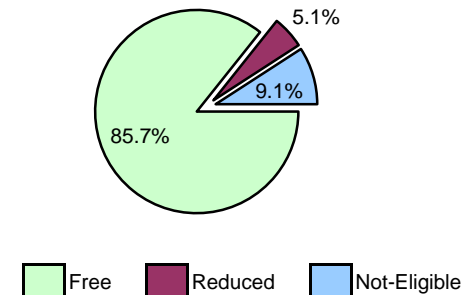
## Financial:

Foundation Grant (06-07): \$7,385  
Fund Balance (06-07): \$327,654  
Percent Operating Expenditures Spent On Instruction (06-07): 47.0%

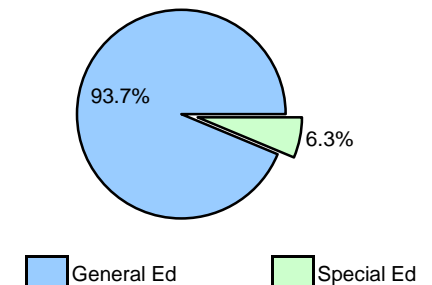
## Pupil Count Trend



## Free /Reduced Lunch Eligibility 2007-2008



## General and Special Ed Status 2007-2008



## Achievement (Percent Proficient on MEAP):

2007-2008	Academy	Flint City School District	State Average
ELA 3	68.2%	62.4%	80.9%
ELA 4	45.2%	44.4%	76.3%
ELA 5	51.6%	49.1%	77.6%
ELA 6	61.5%	59.3%	79.6%
ELA 7	46.9%	36.3%	74.4%
ELA 8	57.7%	43.3%	75.3%
MME ELA		24.6%	52.3%
Math 3	86.4%	76.3%	90.2%
Math 4	57.1%	65.2%	85.8%
Math 5	32.3%	43.6%	74.2%
Math 6	53.8%	52.1%	72.7%
Math 7	51.6%	33.4%	72.7%
Math 8	33.3%	34.4%	71.6%
MME Math		16.5%	46.2%

## Academy Comments:

# Center for Literacy and Creativity

Grades in 2007-2008:

K-8, Spec

**School Opened:** 1998 **Current Contract Term:** 1998 through 2008

## Mission Statement:

The Center resolves to inspire each student to achieve at his/her optimal level to become literate leaders, entrepreneurs, life long learners and a catalyst for change in their individual communities and within a complex global society.

**Educational Service Provider:** Self-managed

**Authorizer:** Detroit Public Schools

**Grades**

K-8, Spec

**Address**

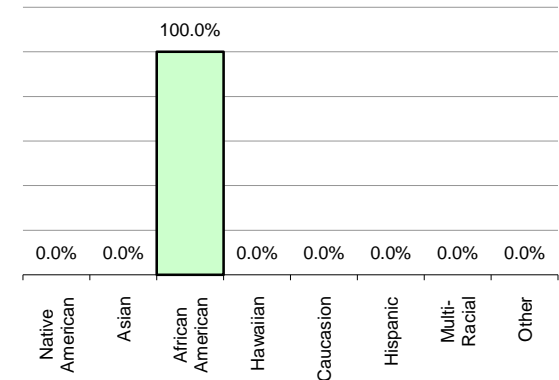
18401 W. McNichols Road, Detroit

**Pupils  
07-08**  
144

**Ed YES!  
07-08**  
C

**NCLB Phase  
07-08**  
Phase 2

**Ethnicity  
2007-2008**



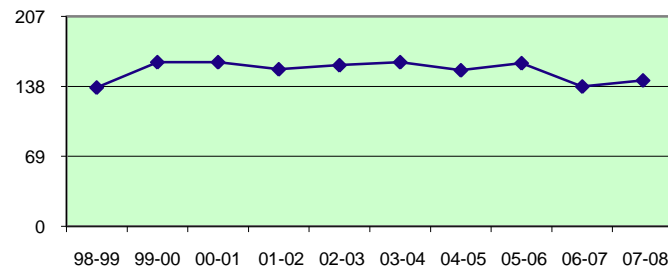
## Academic:

Instruction Type: General  
Average Teacher Salary (06-07): \$34,367  
Teacher/Student Ratio (06-07): 1:41  
Attendance (07-08): 90.7%  
Graduation Rate (07-08): NA

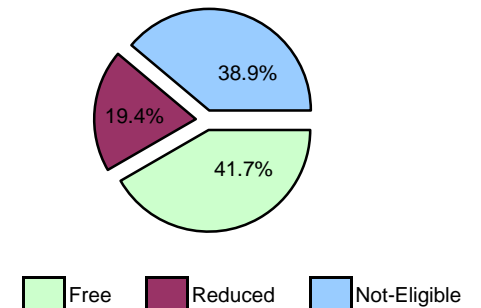
## Financial:

Foundation Grant (06-07): \$7,385  
Fund Balance (06-07): \$222,917  
Percent Operating Expenditures Spent On Instruction (06-07): 38.8%

**Pupil Count Trend**



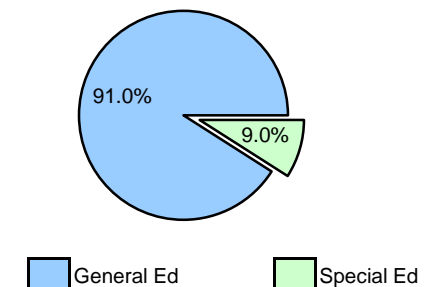
**Free /Reduced Lunch Eligibility  
2007-2008**



**Achievement (Percent Proficient on MEAP):**

2007-2008	Academy	Detroit City School District	State Average
ELA 3	100.0%	62.4%	80.9%
ELA 4	38.5%	52.1%	76.3%
ELA 5	28.6%	51.0%	77.6%
ELA 6	18.8%	50.9%	79.6%
ELA 7	35.3%	41.9%	74.4%
ELA 8	65.0%	49.0%	75.3%
MME ELA		26.0%	52.3%
Math 3	100.0%	70.0%	90.2%
Math 4	50.0%	63.7%	85.8%
Math 5	11.1%	44.1%	74.2%
Math 6	36.8%	39.2%	72.7%
Math 7	82.4%	43.5%	72.7%
Math 8	75.0%	38.5%	71.6%
MME Math		14.3%	46.2%

**General and Special Ed Status  
2007-2008**



## Academy Comments:



# Central Academy

Grades in 2007-2008: K-12, Spec, PK

School Opened: 1996 Current Contract Term: 2007 through 2013

## Mission Statement:

Central Academy's mission is to create academic excellence, positive character, an understanding of cultures, and compassion for others.

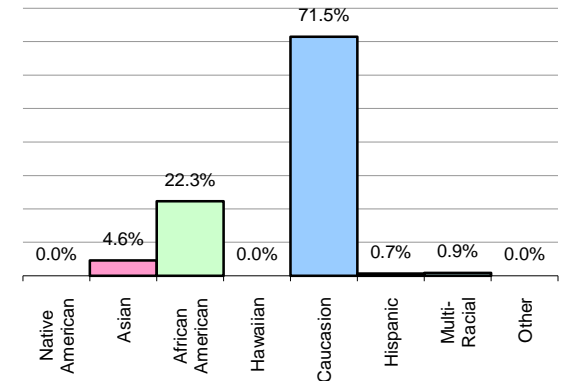
Educational Service Provider: Global Educational Excellence

Authorizer: Central Michigan University

<b>Grades</b>	<b>Address</b>
K, Spec, PK	2459 S. Industrial Highway, Ann Arbor
1-12, Spec	2461 S. Industrial Highway, Ann Arbor

<b>Pupils 07-08</b>	<b>Ed YES! 07-08</b>	<b>NCLB Phase 07-08</b>
NDA*	NA	NA
419	B	Phase 0

**Ethnicity  
2007-2008**



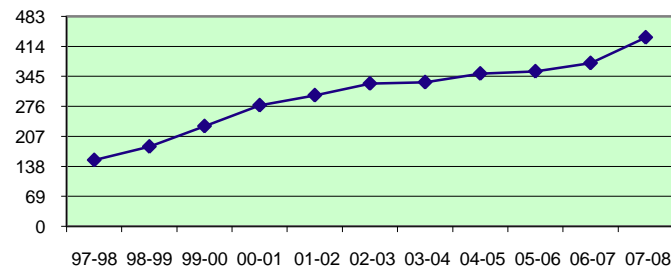
## Academic:

Instruction Type:	Traditional
Average Teacher Salary (06-07):	\$56,335
Teacher/Student Ratio (06-07):	1:22
Attendance (07-08):	98.0%
Graduation Rate (07-08):	NA

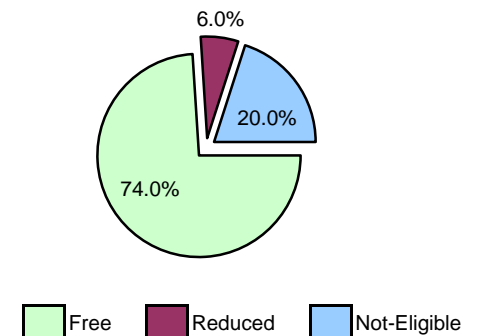
## Financial:

Foundation Grant (06-07):	\$7,385
Fund Balance (06-07):	\$1,061,480
Percent Operating Expenditures Spent On Instruction (06-07):	52.6%

**Pupil Count Trend**



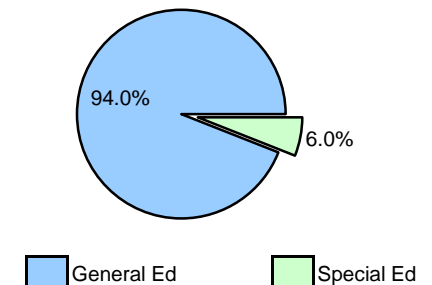
**Free /Reduced Lunch Eligibility  
2007-2008**



**Achievement (Percent Proficient on MEAP):**

2007-2008	Academy	Ann Arbor Public Schools	State Average
ELA 3	71.8%	90.9%	80.9%
ELA 4	60.0%	87.3%	76.3%
ELA 5	67.9%	88.2%	77.6%
ELA 6	65.6%	91.1%	79.6%
ELA 7	63.9%	88.8%	74.4%
ELA 8	52.2%	88.2%	75.3%
MME ELA	33.3%	73.1%	52.3%
Math 3	75.6%	96.3%	90.2%
Math 4	86.5%	93.7%	85.8%
Math 5	69.0%	90.7%	74.2%
Math 6	58.8%	86.8%	72.7%
Math 7	70.3%	87.5%	72.7%
Math 8	52.2%	87.7%	71.6%
MME Math	44.4%	70.7%	46.2%

**General and Special Ed Status  
2007-2008**



## Academy Comments:

# Cesar Chavez Academy

Grades in 2007-2008: K-12, Spec

School Opened: 1996 Current Contract Term: 2006 through 2011

## Mission Statement:

César Chávez Academy, in cooperation with parents and the community, will provide for the unique needs of our students through innovative experiences in a fully inclusive, safe and nurturing environment.

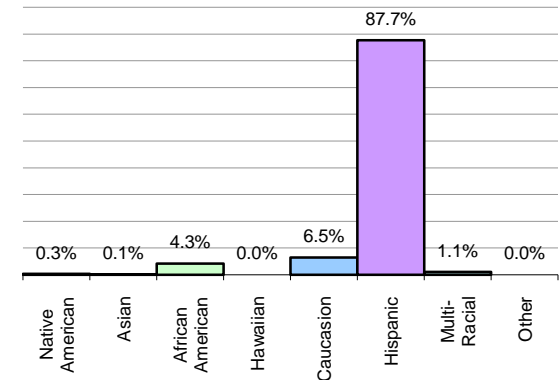
Educational Service Provider: Leona Group

Authorizer: Saginaw Valley State University

Grades	Address
K-5, Spec	8126 W. Vernor Highway, Detroit
6-8, Spec	6782 Goldsmith, Detroit
9-12, Spec	1761 Waterman, Detroit

Pupils 07-08	Ed YES! 07-08	NCLB Phase 07-08
464	C	Phase 0
507	C	Phase 0
529	D-Alert	Phase 2

Ethnicity  
2007-2008



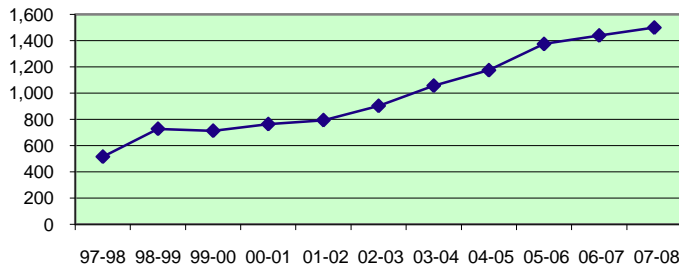
## Academic:

Instruction Type:	Progressive
Average Teacher Salary (06-07):	\$42,181
Teacher/Student Ratio (06-07):	1:22
Attendance (07-08):	94.0%
Graduation Rate (07-08):	57.9%

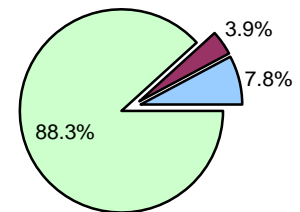
## Financial:

Foundation Grant (06-07):	\$7,385
Fund Balance (06-07):	\$1,876,080
Percent Operating Expenditures Spent On Instruction (06-07):	50.4%

Pupil Count Trend



Free /Reduced Lunch Eligibility  
2007-2008

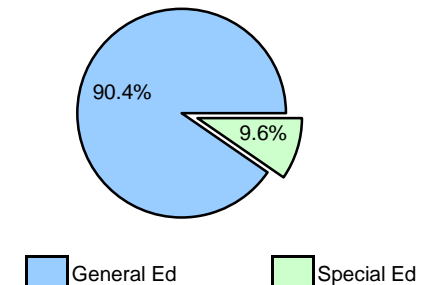


Achievement (Percent Proficient on MEAP):

2007-2008	Academy	Detroit City School District	State Average
ELA 3	82.9%	62.4%	80.9%
ELA 4	36.8%	52.1%	76.3%
ELA 5	60.5%	51.0%	77.6%
ELA 6	45.3%	50.9%	79.6%
ELA 7	40.5%	41.9%	74.4%
ELA 8	50.0%	49.0%	75.3%
MME ELA	21.0%	26.0%	52.3%
Math 3	85.5%	70.0%	90.2%
Math 4	65.8%	63.7%	85.8%
Math 5	59.3%	44.1%	74.2%
Math 6	33.3%	39.2%	72.7%
Math 7	44.7%	43.5%	72.7%
Math 8	40.8%	38.5%	71.6%
MME Math	16.0%	14.3%	46.2%

Free Reduced Not-Eligible

General and Special Ed Status  
2007-2008



## Academy Comments:

# Chandler Park Academy

Grades in 2007-2008:

K-9, Spec

School Opened: 1997

Current Contract Term: 2001 through 2012

## Mission Statement:

The mission of Chandler Park Academy is to deliver academic excellence, character development, and leadership for the urban child who would benefit from a culturally and academically enriched K-8 college preparatory education

Educational Service Provider: Varner & Associates

Authorizer: Saginaw Valley State University

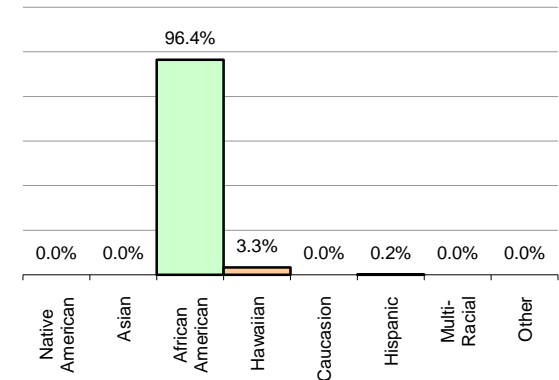
## Grades

K-5, Spec	20200 Kelly Road, Harper Woods
6-8, Spec	20100 Kelly Road, Harper Woods
9, Spec	20100 Kelly Road, Harper Woods

## Address

Pupils 07-08	Ed YES! 07-08	NCLB Phase 07-08
946	B	Phase 0
519	C	Phase 0
167	NA	NA

## Ethnicity 2007-2008



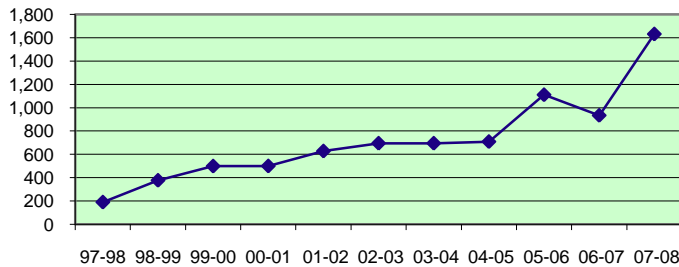
## Academic:

Instruction Type:	Traditional/General
Average Teacher Salary (06-07):	\$43,446
Teacher/Student Ratio (06-07):	1:42
Attendance (07-08):	100.0%
Graduation Rate (07-08):	NA

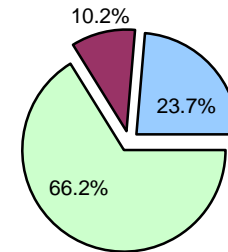
## Financial:

Foundation Grant (06-07):	\$7,385
Fund Balance (06-07):	\$2,749,848
Percent Operating Expenditures Spent On Instruction (06-07):	56.0%

## Pupil Count Trend

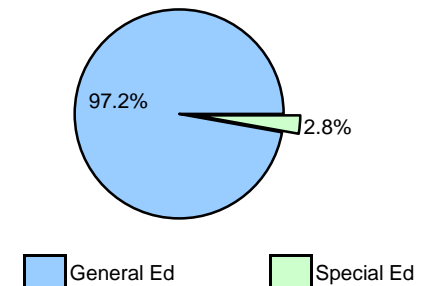


## Free /Reduced Lunch Eligibility 2007-2008



Free Reduced Not-Eligible

## General and Special Ed Status 2007-2008



General Ed Special Ed

## Achievement (Percent Proficient on MEAP):

2007-2008	Academy	Detroit City School District	State Average
ELA 3	56.5%	62.4%	80.9%
ELA 4	58.1%	52.1%	76.3%
ELA 5	52.1%	51.0%	77.6%
ELA 6	51.4%	50.9%	79.6%
ELA 7	50.0%	41.9%	74.4%
ELA 8	61.8%	49.0%	75.3%
MME ELA		26.0%	52.3%
Math 3	71.2%	70.0%	90.2%
Math 4	64.4%	63.7%	85.8%
Math 5	40.8%	44.1%	74.2%
Math 6	51.9%	39.2%	72.7%
Math 7	38.2%	43.5%	72.7%
Math 8	46.1%	38.5%	71.6%
MME Math		14.3%	46.2%

## Academy Comments:

# Chandler Woods Charter Academy

Grades in 2007-2008:

K-8, Spec

**School Opened:** 1999 **Current Contract Term:** 1999 through 2009

## Mission Statement:

Working in partnership with parents and community, the Chandler Woods Charter Academy staff will offer a challenging, character-based education

**Educational Service Provider:** National Heritage Academies

**Authorizer:** Grand Valley State University

## Grades

K-8, Spec

## Address

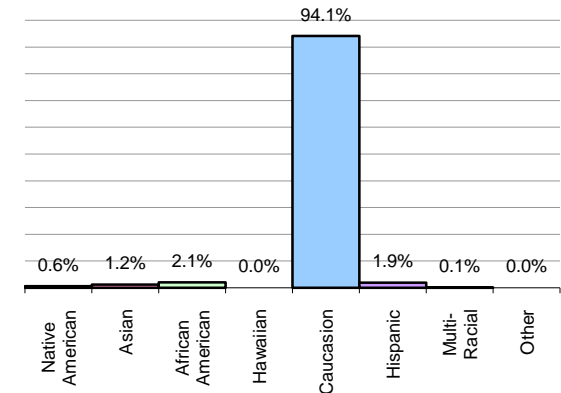
6895 Samrick Avenue Pvt., Belmont

**Pupils  
07-08**  
677

**Ed YES!  
07-08**  
A

**NCLB Phase  
07-08**  
Phase 0

## Ethnicity 2007-2008



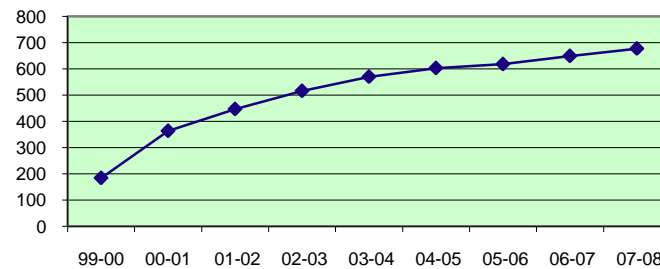
## Academic:

Instruction Type: Traditional  
Average Teacher Salary (06-07): \$44,043  
Teacher/Student Ratio (06-07): 1:24  
Attendance (07-08): 95.9%  
Graduation Rate (07-08): NA

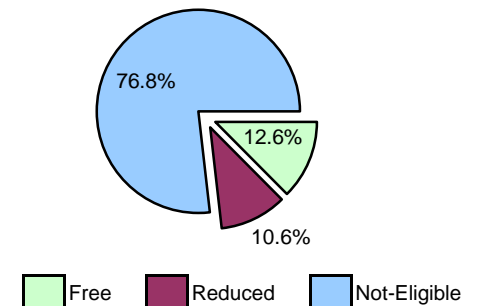
## Financial:

Foundation Grant (06-07): \$7,100  
Fund Balance (06-07): \$59,145  
Percent Operating Expenditures Spent On Instruction (06-07): 42.3%

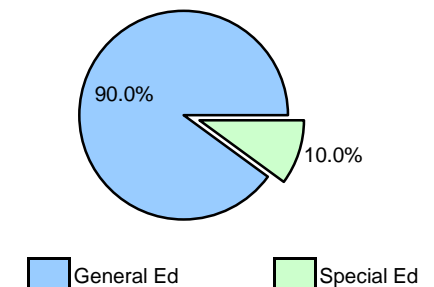
## Pupil Count Trend



## Free /Reduced Lunch Eligibility 2007-2008



## General and Special Ed Status 2007-2008



## Achievement (Percent Proficient on MEAP):

2007-2008	Academy	Comstock Park Public Schools	State Average
ELA 3	93.2%	84.7%	80.9%
ELA 4	90.4%	82.7%	76.3%
ELA 5	96.1%	80.8%	77.6%
ELA 6	92.4%	80.9%	79.6%
ELA 7	97.0%	79.4%	74.4%
ELA 8	93.5%	82.4%	75.3%
MME ELA		58.5%	52.3%
Math 3	98.7%	90.9%	90.2%
Math 4	95.9%	92.1%	85.8%
Math 5	88.2%	82.6%	74.2%
Math 6	89.4%	83.8%	72.7%
Math 7	98.5%	77.2%	72.7%
Math 8	95.3%	81.7%	71.6%
MME Math		53.6%	46.2%

## Academy Comments:

# Charlotte Forten Academy

Grades in 2007-2008: 7-12, Spec

School Opened: 1998 Current Contract Term: NA through NA

## Mission Statement:

The academy, in cooperation with Boysville of Michigan and the community, is providing a safe environment based on a framework of positive values promoting academic and behavioral growth so that all students will achieve their maximum potential as self-reliant, contributing adult members of a diverse society.

Educational Service Provider: Leona Group

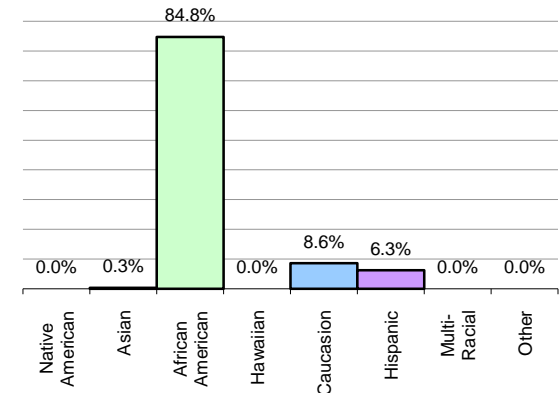
Authorizer: Wayne RESA

Grades  
7-12, Spec

Address  
5690 Cecil Street, Detroit

Pupils 07-08: 302  
Ed YES! 07-08: No Grade  
NCLB Phase 07-08: Phase 5

## Ethnicity 2007-2008



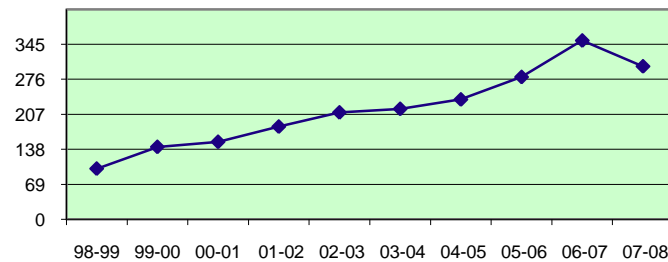
## Academic:

Instruction Type: Progressive  
Average Teacher Salary (06-07): \$42,195  
Teacher/Student Ratio (06-07): 1:26  
Attendance (07-08): 99.2%  
Graduation Rate (07-08): 44.3%

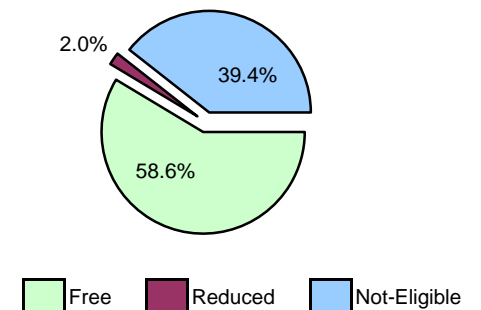
## Financial:

Foundation Grant (06-07): \$7,385  
Fund Balance (06-07): \$697,343  
Percent Operating Expenditures Spent On Instruction (06-07): 51.7%

## Pupil Count Trend



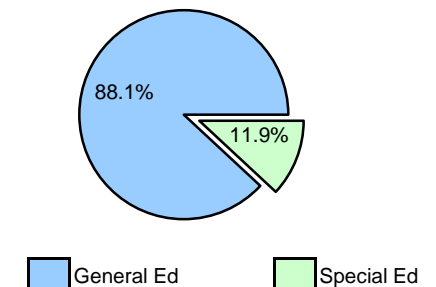
## Free /Reduced Lunch Eligibility 2007-2008



## Achievement (Percent Proficient on MEAP):

2007-2008	Academy	Detroit City School District	State Average
ELA 3		62.4%	80.9%
ELA 4		52.1%	76.3%
ELA 5		51.0%	77.6%
ELA 6		50.9%	79.6%
ELA 7	0.0%	41.9%	74.4%
ELA 8	14.3%	49.0%	75.3%
MME ELA	4.2%	26.0%	52.3%
Math 3		70.0%	90.2%
Math 4		63.7%	85.8%
Math 5		44.1%	74.2%
Math 6		39.2%	72.7%
Math 7	10.0%	43.5%	72.7%
Math 8	7.7%	38.5%	71.6%
MME Math	0.0%	14.3%	46.2%

## General and Special Ed Status 2007-2008



## Academy Comments:

# Charyl Stockwell Academy

Grades in 2007-2008:

K-8, Spec

School Opened: 1996 Current Contract Term: 2006 through 2011

## Mission Statement:

The Charyl Stockwell Academy provides a safe and enriching place for young children to grow to adolescence, while providing those children with specific learning activities that will allow each of them to meet and exceed the minimum academic standards set by the state and federal government.

Educational Service Provider: C.S. Partners

Authorizer: Central Michigan University

## Grades

K-8, Spec

## Address

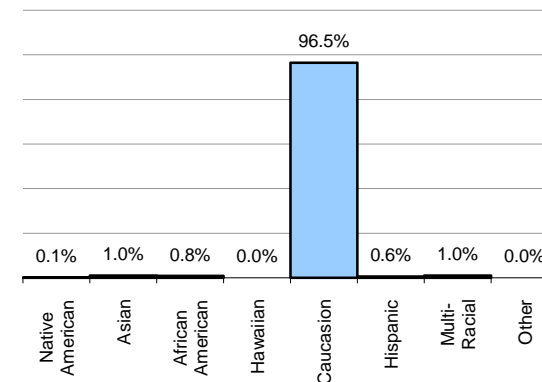
9758 E. Highland Road, Howell

Pupils  
07-08  
722

Ed YES!  
07-08  
A

NCLB Phase  
07-08  
Phase 0

## Ethnicity 2007-2008



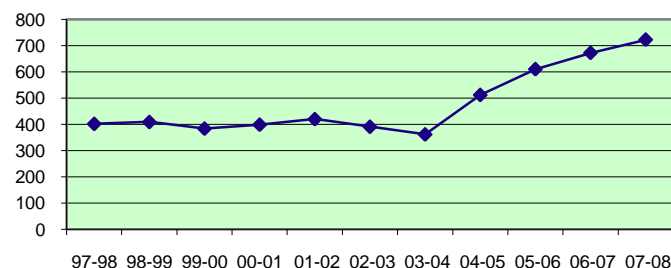
## Academic:

Instruction Type: Progressive  
Average Teacher Salary (06-07): \$37,021  
Teacher/Student Ratio (06-07): 1:21  
Attendance (07-08): 94.3%  
Graduation Rate (07-08): NA

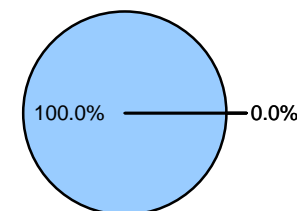
## Financial:

Foundation Grant (06-07): \$7,200  
Fund Balance (06-07): \$585,649  
Percent Operating Expenditures Spent On Instruction (06-07): 50.0%

## Pupil Count Trend



## Free /Reduced Lunch Eligibility 2007-2008

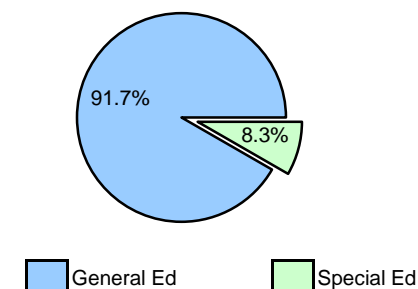


## Achievement (Percent Proficient on MEAP):

2007-2008	Academy	Hartland Consolidated Schools	State Average
ELA 3	78.6%	90.4%	80.9%
ELA 4	78.9%	89.9%	76.3%
ELA 5	90.2%	91.3%	77.6%
ELA 6	88.3%	90.9%	79.6%
ELA 7	87.8%	88.5%	74.4%
ELA 8	89.5%	86.4%	75.3%
MME ELA		65.4%	52.3%
Math 3	92.9%	97.9%	90.2%
Math 4	84.2%	96.5%	85.8%
Math 5	70.6%	87.8%	74.2%
Math 6	70.0%	88.9%	72.7%
Math 7	73.5%	86.5%	72.7%
Math 8	84.2%	81.3%	71.6%
MME Math		66.4%	46.2%

Free Reduced Not-Eligible

## General and Special Ed Status 2007-2008



## Academy Comments:

# Chatfield School

Grades in 2007-2008:

K-6, Spec

School Opened: 1997 Current Contract Term: 2001 through 2012

## Mission Statement:

The Chatfield School assures each child the best educational environment, the best teaching practices, and the highest expectations for mastering skills and acquiring the knowledge to be successful in today's world.

Educational Service Provider: Chatfield Management Foundation

Authorizer: Saginaw Valley State University

Grades

K-6, Spec

Address

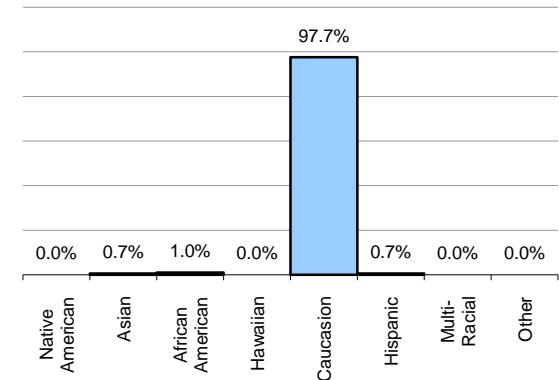
231 Lake Drive, Lapeer

Pupils  
07-08  
299

Ed YES!  
07-08  
A

NCLB Phase  
07-08  
Phase 0

## Ethnicity 2007-2008



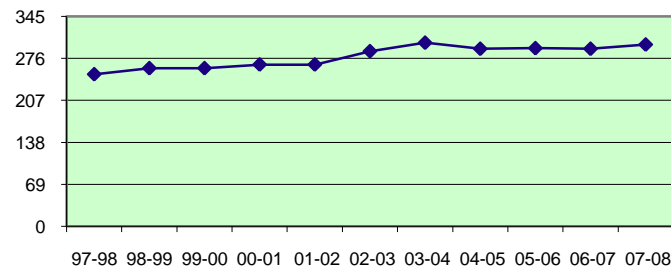
## Academic:

Instruction Type: Progressive  
Average Teacher Salary (06-07): \$46,220  
Teacher/Student Ratio (06-07): 1:23  
Attendance (07-08): 95.9%  
Graduation Rate (07-08): NA

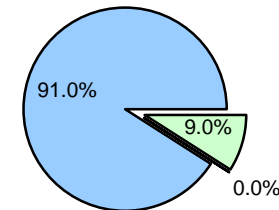
## Financial:

Foundation Grant (06-07): \$7,085  
Fund Balance (06-07): \$799,675  
Percent Operating Expenditures Spent On Instruction (06-07): 62.8%

## Pupil Count Trend



## Free /Reduced Lunch Eligibility 2007-2008

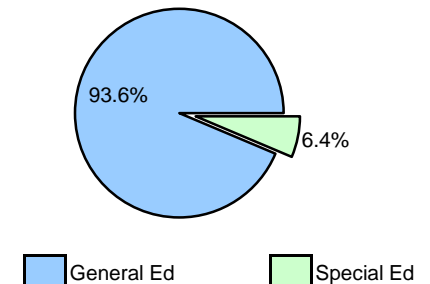


## Achievement (Percent Proficient on MEAP):

2007-2008	Academy	Lapeer Community Schools	State Average
ELA 3	97.6%	88.6%	80.9%
ELA 4	75.6%	86.1%	76.3%
ELA 5	89.7%	81.7%	77.6%
ELA 6	93.2%	87.2%	79.6%
ELA 7		79.5%	74.4%
ELA 8		77.6%	75.3%
MME ELA		48.4%	52.3%
Math 3	100.0%	93.8%	90.2%
Math 4	92.7%	89.8%	85.8%
Math 5	89.7%	80.0%	74.2%
Math 6	84.1%	79.8%	72.7%
Math 7		78.6%	72.7%
Math 8		76.4%	71.6%
MME Math		45.6%	46.2%

Free Reduced Not-Eligible

## General and Special Ed Status 2007-2008



## Academy Comments:



# Cherry Hill School of Performing Arts

Grades in 2007-2008: K-12, Spec

School Opened: 1999 Current Contract Term: 2008 through 2009

## Mission Statement:

The mission of Cherry Hill School of Performing Arts, in cooperation with the community, is to provide all students with the essential skills needed for quality education in the 21st century with a focus on developing proficiency in the performing arts, technology, and business.

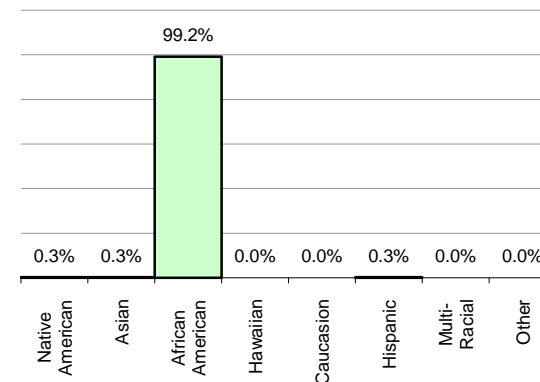
Educational Service Provider: Charter School Administration Services

Authorizer: Central Michigan University

Grades: K-12, Spec  
Address: 28500 Avondale, Inkster

Pupils 07-08: 790  
Ed YES! 07-08: C  
NCLB Phase 07-08: Phase 0

## Ethnicity 2007-2008



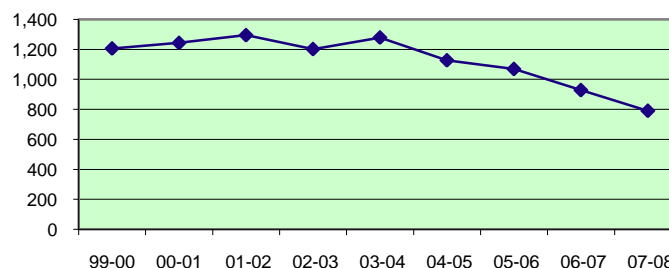
## Academic:

Instruction Type: General  
Average Teacher Salary (06-07): \$49,284  
Teacher/Student Ratio (06-07): 1:22  
Attendance (07-08): 86.7%  
Graduation Rate (07-08): 86.9%

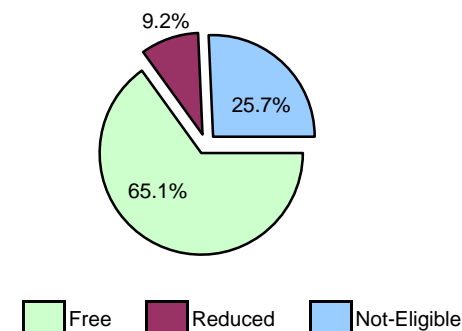
## Financial:

Foundation Grant (06-07): \$7,385  
Fund Balance (06-07): \$57,975  
Percent Operating Expenditures Spent On Instruction (06-07): 36.4%

## Pupil Count Trend



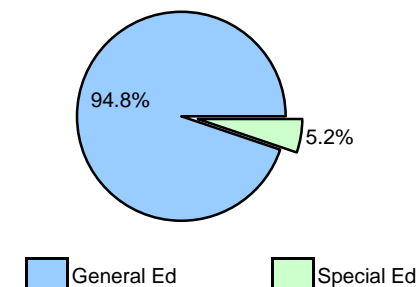
## Free /Reduced Lunch Eligibility 2007-2008



## Achievement (Percent Proficient on MEAP):

2007-2008	Academy	School District Of The City Of Inks	State Average
ELA 3	63.6%	75.4%	80.9%
ELA 4	34.4%	67.6%	76.3%
ELA 5	40.6%	74.4%	77.6%
ELA 6	50.0%	73.4%	79.6%
ELA 7	34.6%	54.9%	74.4%
ELA 8	49.4%	67.6%	75.3%
MME ELA	10.4%	24.5%	52.3%
Math 3	67.6%	88.2%	90.2%
Math 4	71.9%	87.3%	85.8%
Math 5	37.5%	77.5%	74.2%
Math 6	44.4%	72.9%	72.7%
Math 7	30.8%	76.5%	72.7%
Math 8	28.9%	69.6%	71.6%
MME Math	1.5%	13.3%	46.2%

## General and Special Ed Status 2007-2008



## Academy Comments:

# Clara B. Ford Academy (SDA)

Grades in 2007-2008: 4-12, Spec

School Opened: 2007

Current Contract Term: 2007 through 2012

Mission Statement:

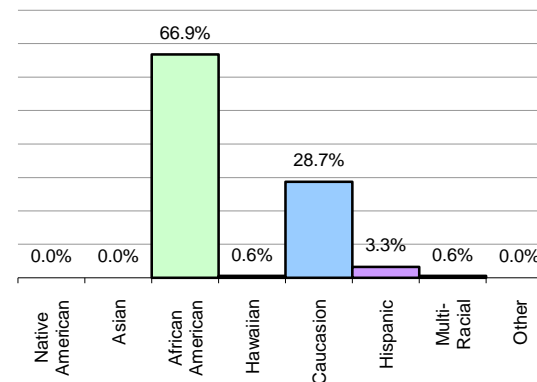
Educational Service Provider: Edtec Central

Authorizer: Ferris State University

Grades: 4-12, Spec  
Address: 20651 W. Warren, Dearborn Heights

Pupils 07-08: 180  
Ed YES! 07-08: No Grade  
NCLB Phase 07-08: Phase 0

Ethnicity 2007-2008



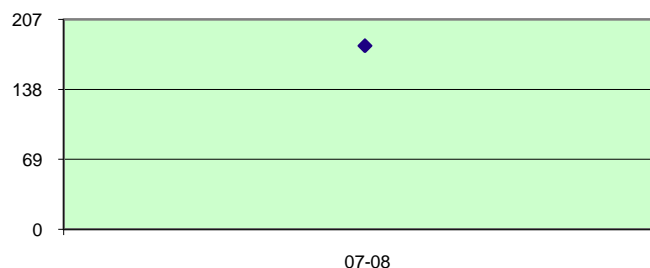
## Academic:

Instruction Type: NDA\*  
Average Teacher Salary (06-07): NDA\*  
Teacher/Student Ratio (06-07): NDA\*  
Attendance (07-08): NDA\*  
Graduation Rate (07-08): NDA\*

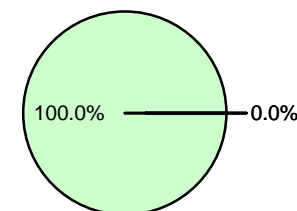
## Financial:

Foundation Grant (06-07): NDA\*  
Fund Balance (06-07): NDA\*  
Percent Operating Expenditures Spent On Instruction (06-07): NDA\*

Pupil Count Trend



Free /Reduced Lunch Eligibility 2007-2008

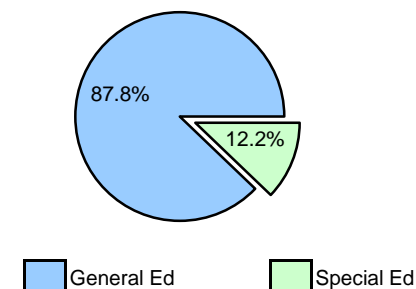


Achievement (Percent Proficient on MEAP):

2007-2008	Academy	Dearborn City School District	State Average
ELA 3		76.0%	80.9%
ELA 4		67.4%	76.3%
ELA 5		70.8%	77.6%
ELA 6		75.1%	79.6%
ELA 7	23.1%	67.6%	74.4%
ELA 8	8.3%	69.4%	75.3%
MME ELA	7.4%	46.3%	52.3%
Math 3		87.0%	90.2%
Math 4		84.7%	85.8%
Math 5		76.1%	74.2%
Math 6	33.3%	72.3%	72.7%
Math 7	23.1%	71.0%	72.7%
Math 8	5.9%	70.7%	71.6%
MME Math	0.0%	40.9%	46.2%

Free Reduced Not-Eligible

General and Special Ed Status 2007-2008



## Academy Comments:

# Cole Academy

Grades in 2007-2008:

K-5, Spec

School Opened: 1995

Current Contract Term: 2007 through 2012

## Mission Statement:

The Cole Academy shall provide each student with developmentally appropriate academics, social, emotional and physical learning opportunities in small group settings thereby fostering each student's achievement of potential and success in school.

Educational Service Provider: Self-managed

Authorizer: Central Michigan University

## Grades

K-5, Spec

## Address

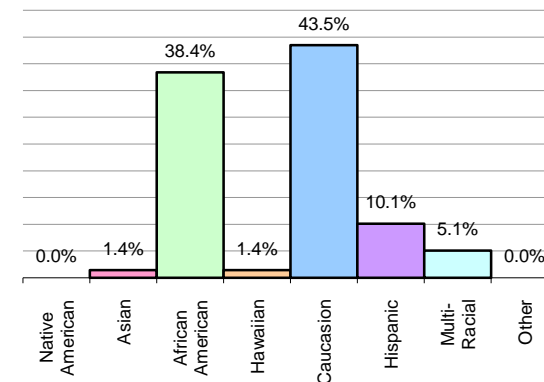
1915 W. Mt. Hope, Lansing

Pupils  
07-08  
138

Ed YES!  
07-08  
B

NCLB Phase  
07-08  
Phase 0

## Ethnicity 2007-2008



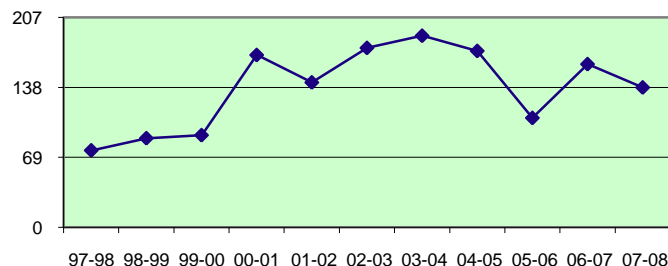
## Academic:

Instruction Type: General  
Average Teacher Salary (06-07): \$32,986  
Teacher/Student Ratio (06-07): 1:23  
Attendance (07-08): 96.2%  
Graduation Rate (07-08): NA

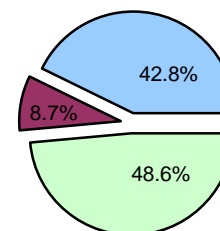
## Financial:

Foundation Grant (06-07): \$7,385  
Fund Balance (06-07): \$362,123  
Percent Operating Expenditures Spent On Instruction (06-07): 65.6%

## Pupil Count Trend

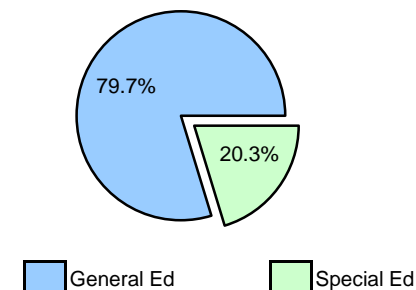


## Free /Reduced Lunch Eligibility 2007-2008



Free Reduced Not-Eligible

## General and Special Ed Status 2007-2008



General Ed Special Ed

## Achievement (Percent Proficient on MEAP):

2007-2008	Academy	Lansing Public School District	State Average
ELA 3	73.7%	79.0%	80.9%
ELA 4	59.1%	69.2%	76.3%
ELA 5	73.7%	70.7%	77.6%
ELA 6		62.9%	79.6%
ELA 7		53.1%	74.4%
ELA 8		50.8%	75.3%
MME ELA		35.1%	52.3%
Math 3	85.0%	85.4%	90.2%
Math 4	68.2%	81.0%	85.8%
Math 5	63.2%	62.3%	74.2%
Math 6		53.4%	72.7%
Math 7		48.7%	72.7%
Math 8		42.9%	71.6%
MME Math		28.1%	46.2%

## Academy Comments:

# Colin Powell Academy

Grades in 2007-2008:

K-8, Spec

**School Opened:** 1996 **Current Contract Term:** 2008 through 2009

## Mission Statement:

Colin Powell Academy, in partnership with parents and the community, will provide a safe, nurturing environment that promotes academic excellence, develops exemplary character and prepares students to compete globally as they become lifelong learners.

**Educational Service Provider:** Self-managed

**Authorizer:** Central Michigan University

**Grades**

K-8, Spec

**Address**

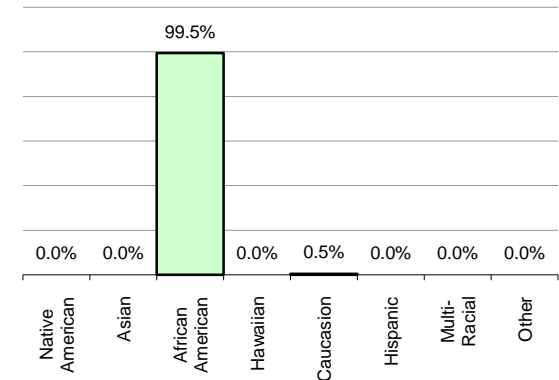
4800 Coplin Street, Detroit

**Pupils  
07-08**  
559

**Ed YES!  
07-08**  
C

**NCLB Phase  
07-08**  
Phase 0

## Ethnicity 2007-2008



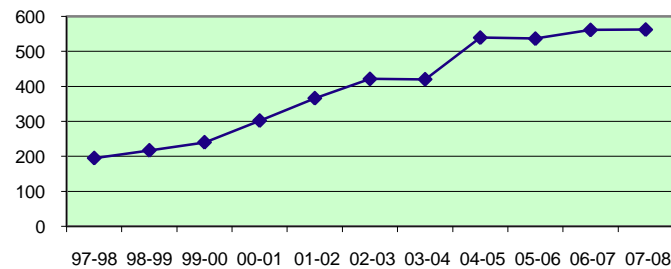
## Academic:

Instruction Type: General  
Average Teacher Salary (06-07): \$18,163  
Teacher/Student Ratio (06-07): 1:24  
Attendance (07-08): 93.3%  
Graduation Rate (07-08): NA

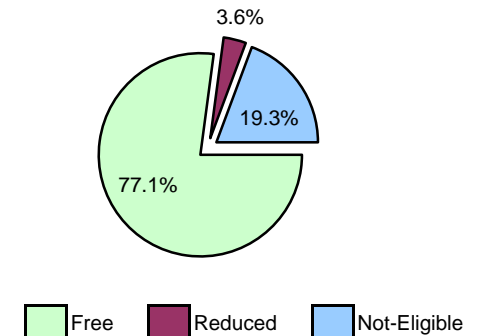
## Financial:

Foundation Grant (06-07): \$7,385  
Fund Balance (06-07): \$1,507,945  
Percent Operating Expenditures Spent On Instruction (06-07): 56.0%

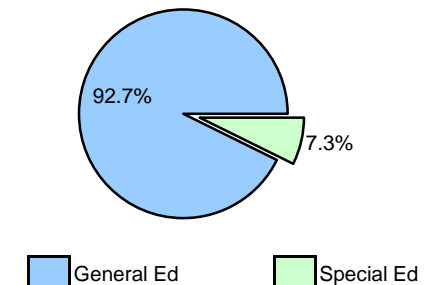
## Pupil Count Trend



## Free /Reduced Lunch Eligibility 2007-2008



## General and Special Ed Status 2007-2008



## Achievement (Percent Proficient on MEAP):

2007-2008	Academy	Detroit City School District	State Average
ELA 3	55.8%	62.4%	80.9%
ELA 4	52.2%	52.1%	76.3%
ELA 5	41.3%	51.0%	77.6%
ELA 6	64.1%	50.9%	79.6%
ELA 7	56.5%	41.9%	74.4%
ELA 8	36.9%	49.0%	75.3%
MME ELA		26.0%	52.3%
Math 3	84.6%	70.0%	90.2%
Math 4	63.0%	63.7%	85.8%
Math 5	76.1%	44.1%	74.2%
Math 6	55.7%	39.2%	72.7%
Math 7	51.6%	43.5%	72.7%
Math 8	34.5%	38.5%	71.6%
MME Math		14.3%	46.2%

## Academy Comments:

# Commonwealth Community Development Academy

Grades in 2007-2008:

K-8, Spec

School Opened: 1996

Current Contract Term: 2006 through 2011

## Mission Statement:

Commonwealth Community Development Academy offers math, science and computer literacy oriented with a focus on school-to-work.

Educational Service Provider: Self-managed

Authorizer: Eastern Michigan University

Grades

K-8, Spec

Address

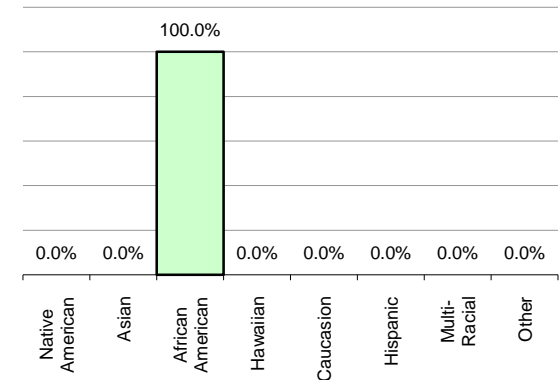
13477 Eureka, Detroit

Pupils  
07-08  
275

Ed YES!  
07-08  
C

NCLB Phase  
07-08  
Phase 0

## Ethnicity 2007-2008



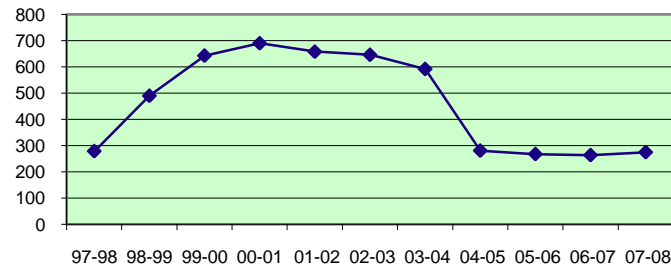
## Academic:

Instruction Type: Traditional  
Average Teacher Salary (06-07): \$37,167  
Teacher/Student Ratio (06-07): 1:17  
Attendance (07-08): 89.0%  
Graduation Rate (07-08): NA

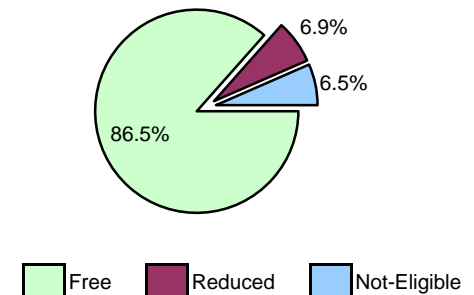
## Financial:

Foundation Grant (06-07): \$7,385  
Fund Balance (06-07): \$1,151,785  
Percent Operating Expenditures Spent On Instruction (06-07): 38.3%

## Pupil Count Trend



## Free /Reduced Lunch Eligibility 2007-2008

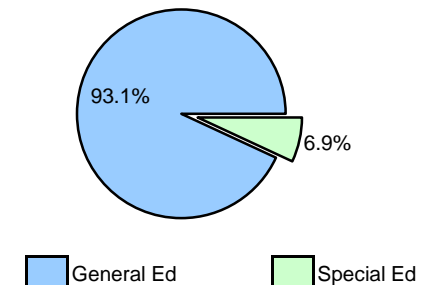


## Academy Comments:

## Achievement (Percent Proficient on MEAP):

2007-2008	Academy	Detroit City School District	State Average
ELA 3	80.0%	62.4%	80.9%
ELA 4	48.4%	52.1%	76.3%
ELA 5	62.5%	51.0%	77.6%
ELA 6	63.9%	50.9%	79.6%
ELA 7	47.1%	41.9%	74.4%
ELA 8	66.7%	49.0%	75.3%
MME ELA		26.0%	52.3%
Math 3	92.0%	70.0%	90.2%
Math 4	77.4%	63.7%	85.8%
Math 5	50.0%	44.1%	74.2%
Math 6	58.3%	39.2%	72.7%
Math 7	44.1%	43.5%	72.7%
Math 8	46.4%	38.5%	71.6%
MME Math		14.3%	46.2%

## General and Special Ed Status 2007-2008



# Concord Academy: Antrim

Grades in 2007-2008:

K-12, Spec

**School Opened:** 1998 **Current Contract Term:** 2008 through 2009

## Mission Statement:

This academy provides an inspiring and challenging educational environment conducive to critical and creative thinking by integrating a strong fine arts program into the traditional academic curriculum.

**Educational Service Provider:** Lakeshore Educational Management, Inc.

**Authorizer:** Lake Superior State University

**Grades**  
K-12, Spec

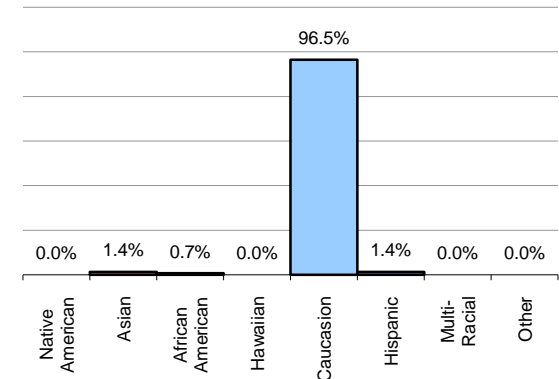
**Address**  
5055 Corey Road, Mancelona

**Pupils**  
**07-08**  
144

**Ed YES!**  
**07-08**  
A

**NCLB Phase**  
**07-08**  
Phase 0

**Ethnicity**  
**2007-2008**



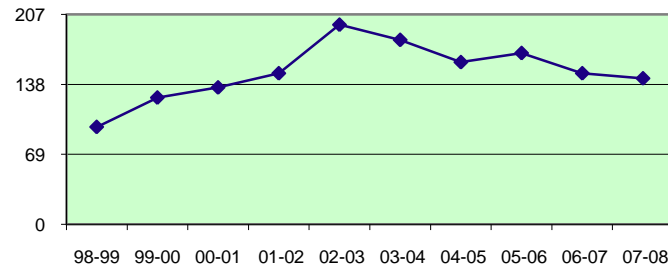
## Academic:

Instruction Type: Progressive  
Average Teacher Salary (06-07): \$32,305  
Teacher/Student Ratio (06-07): 1:11  
Attendance (07-08): 92.4%  
Graduation Rate (07-08): NA

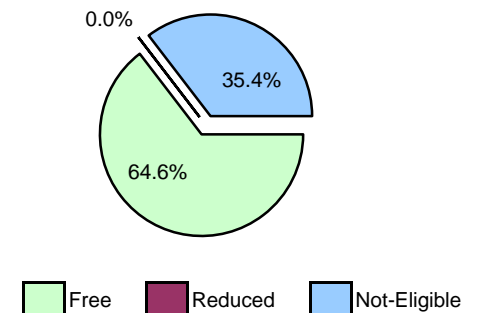
## Financial:

Foundation Grant (06-07): \$7,310  
Fund Balance (06-07): \$596,964  
Percent Operating Expenditures Spent On Instruction (06-07): 61.6%

**Pupil Count Trend**



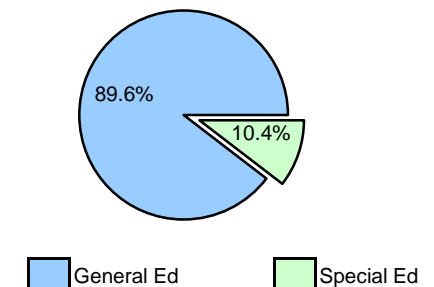
**Free /Reduced Lunch Eligibility**  
**2007-2008**



**Achievement (Percent Proficient on MEAP):**

2007-2008	Academy	Alba Public Schools	State Average
ELA 3	45.5%	100.0%	80.9%
ELA 4	80.0%	100.0%	76.3%
ELA 5	71.4%	75.0%	77.6%
ELA 6	70.0%	0.0%	79.6%
ELA 7	82.4%	68.4%	74.4%
ELA 8	80.0%	55.6%	75.3%
MME ELA	16.7%	31.3%	52.3%
Math 3	63.6%	100.0%	90.2%
Math 4	100.0%	100.0%	85.8%
Math 5	57.1%	93.8%	74.2%
Math 6	63.2%	93.3%	72.7%
Math 7	58.8%	75.0%	72.7%
Math 8	90.0%	61.1%	71.6%
MME Math	50.0%	25.0%	46.2%

**General and Special Ed Status**  
**2007-2008**



## Academy Comments:

# Concord Academy:Boyne

Grades in 2007-2008:

K-12, Spec

School Opened: 1995 Current Contract Term: 2005 through 2010

## Mission Statement:

This academy is providing an inspiring and challenging educational environment conducive to critical and creative thinking by integrating a strong fine arts program into the traditional academic curriculum.

Educational Service Provider: Northstar Educational

Authorizer: Lake Superior State University

Grades  
K-12, Spec

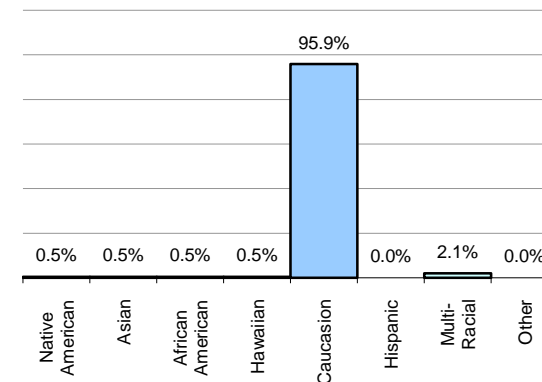
Address  
00401 E. Dietz Road, Boyne City

Pupils  
07-08  
193

Ed YES!  
07-08  
A

NCLB Phase  
07-08  
Phase 0

Ethnicity  
2007-2008



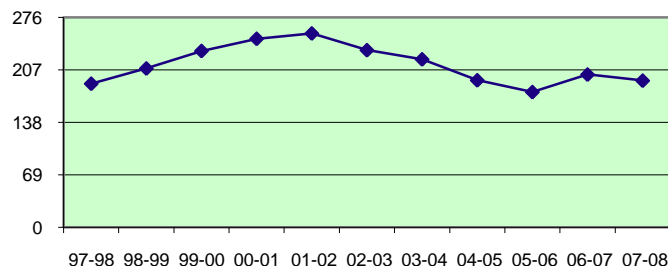
## Academic:

Instruction Type: Progressive  
Average Teacher Salary (06-07): \$45,698  
Teacher/Student Ratio (06-07): 1:15  
Attendance (07-08): 95.7%  
Graduation Rate (07-08): NA

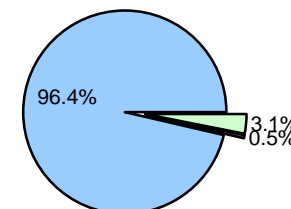
## Financial:

Foundation Grant (06-07): \$7,385  
Fund Balance (06-07): \$997,521  
Percent Operating Expenditures Spent On Instruction (06-07): 67.3%

Pupil Count Trend



Free /Reduced Lunch Eligibility  
2007-2008

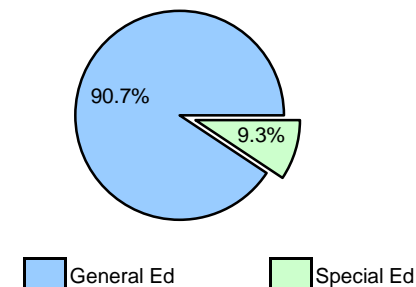


Achievement (Percent Proficient on MEAP):

2007-2008	Academy	Boyne Falls Public School District	State Average
ELA 3	87.5%	68.2%	80.9%
ELA 4	72.7%	100.0%	76.3%
ELA 5	85.7%	72.2%	77.6%
ELA 6	91.7%	79.4%	79.6%
ELA 7	90.0%	81.0%	74.4%
ELA 8	100.0%	100.0%	75.3%
MME ELA	44.4%	45.5%	52.3%
Math 3	100.0%	86.4%	90.2%
Math 4	72.7%	80.6%	85.8%
Math 5	93.3%	88.9%	74.2%
Math 6	91.3%	82.9%	72.7%
Math 7	70.0%	90.5%	72.7%
Math 8	78.6%	100.0%	71.6%
MME Math	44.4%	50.0%	46.2%

Free Reduced Not-Eligible

General and Special Ed Status  
2007-2008



## Academy Comments:



# Concord Academy - Petoskey

Grades in 2007-2008: K-12, Spec

School Opened: 1995 Current Contract Term: 2005 through 2010

## Mission Statement:

This academy is providing an inspiring and challenging educational environment conducive to critical and creative thinking by integrating a strong fine arts program into the traditional academic curriculum

Educational Service Provider: Self-managed

Authorizer: Lake Superior State University

Grades  
K-12, Spec

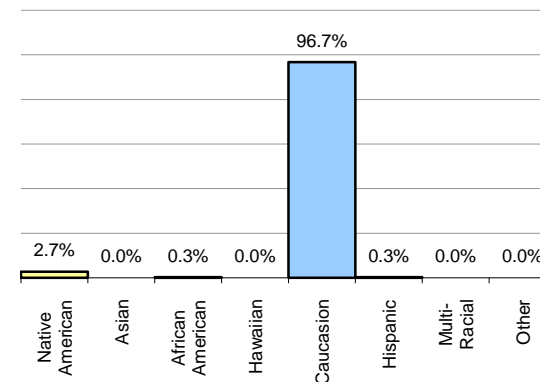
Address  
2468 Atkins, Petoskey

Pupils  
07-08  
333

Ed YES!  
07-08  
A

NCLB Phase  
07-08  
Phase 0

Ethnicity  
2007-2008



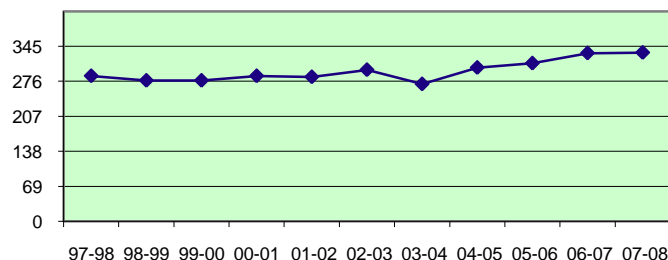
## Academic:

Instruction Type: Progressive  
Average Teacher Salary (06-07): \$37,678  
Teacher/Student Ratio (06-07): 1:16  
Attendance (07-08): 95.5%  
Graduation Rate (07-08): NA

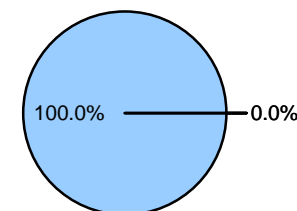
## Financial:

Foundation Grant (06-07): \$7,085  
Fund Balance (06-07): \$423,765  
Percent Operating Expenditures Spent On Instruction (06-07): 68.5%

Pupil Count Trend



Free /Reduced Lunch Eligibility  
2007-2008

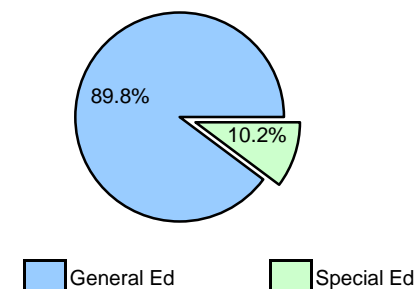


Achievement (Percent Proficient on MEAP):

2007-2008	Academy	Public Schools Of Petoskey	State Average
ELA 3	88.6%	86.9%	80.9%
ELA 4	96.0%	86.0%	76.3%
ELA 5	88.2%	90.3%	77.6%
ELA 6	91.7%	86.5%	79.6%
ELA 7	96.7%	89.9%	74.4%
ELA 8	88.0%	84.6%	75.3%
MME ELA	85.7%	65.6%	52.3%
Math 3	91.4%	95.2%	90.2%
Math 4	100.0%	88.7%	85.8%
Math 5	79.4%	83.7%	74.2%
Math 6	88.0%	82.1%	72.7%
Math 7	84.4%	92.1%	72.7%
Math 8	68.0%	88.2%	71.6%
MME Math	57.1%	58.8%	46.2%

Free Reduced Not-Eligible

General and Special Ed Status  
2007-2008



## Academy Comments:

# Conner Creek Academy East

Grades in 2007-2008: K-12, Spec

School Opened: 1999 Current Contract Term: 2009 through 2011

## Mission Statement:

The academy seeks to provide equitable opportunities for all students to acquire an education focused on linkages among rigorous academics, technology and careers to produce students who are prepared for success in the 21st century.

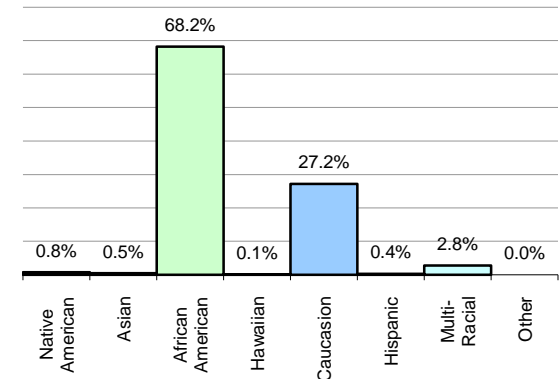
Educational Service Provider: C.S. Partners

Authorizer: Ferris State University

Grades	Address
K-6, Spec	16911 Eastland, Roseville
7-8, Spec	29695 Gratiot, Roseville
9-12, Spec	26200 Ridgmont, Roseville

Pupils 07-08	Ed YES! 07-08	NCLB Phase 07-08
463	B	Phase 0
151	C	Phase 0
235	D-Alert	Phase 2

Ethnicity  
2007-2008



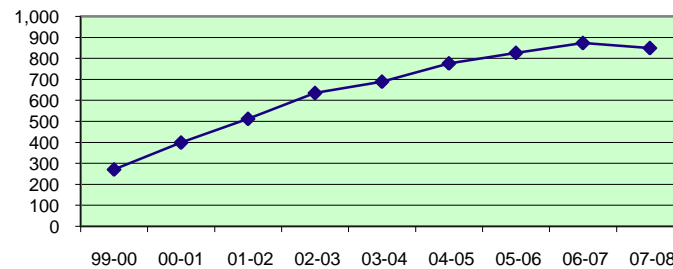
## Academic:

Instruction Type:	General
Average Teacher Salary (06-07):	\$34,668
Teacher/Student Ratio (06-07):	1:18
Attendance (07-08):	93.4%
Graduation Rate (07-08):	88.1%

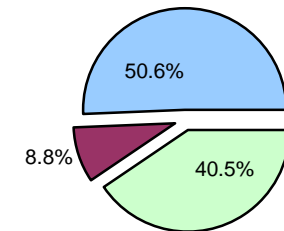
## Financial:

Foundation Grant (06-07):	\$7,385
Fund Balance (06-07):	\$696,524
Percent Operating Expenditures Spent On Instruction (06-07):	52.7%

Pupil Count Trend



Free /Reduced Lunch Eligibility  
2007-2008

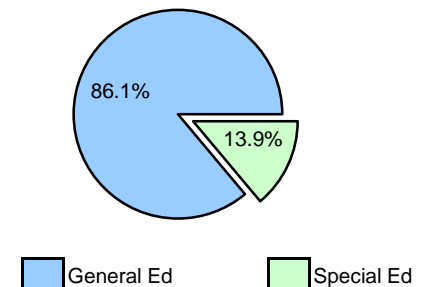


Achievement (Percent Proficient on MEAP):

2007-2008	Academy	Roseville Community Schools	State Average
ELA 3	66.7%	75.2%	80.9%
ELA 4	62.9%	69.1%	76.3%
ELA 5	71.2%	75.4%	77.6%
ELA 6	70.5%	76.8%	79.6%
ELA 7	66.2%	70.9%	74.4%
ELA 8	62.7%	67.2%	75.3%
MME ELA	15.6%	38.6%	52.3%
Math 3	87.9%	86.1%	90.2%
Math 4	75.8%	80.2%	85.8%
Math 5	58.6%	72.0%	74.2%
Math 6	59.0%	66.8%	72.7%
Math 7	66.2%	68.6%	72.7%
Math 8	46.1%	65.5%	71.6%
MME Math	7.8%	28.6%	46.2%

Free Reduced Not-Eligible

General and Special Ed Status  
2007-2008



## Academy Comments:

# Conner Creek Academy

Grades in 2007-2008: K-12, Spec

School Opened: 1999 Current Contract Term: 2004 through 2009

## Mission Statement:

The Conner Creek Academy Family strives to develop kind, caring, responsible, successful lifelong learners by providing effective opportunities to acquire an education focused on meaningful and creative academics using the tools of the 21st century.

Educational Service Provider: Imagine Schools

Authorizer: Central Michigan University

Grades	Address
K-5, Spec	28111 Imperial Drive, Warren
6-12, Spec	28111 Imperial, Warren

## Academic:

Instruction Type:	Vocational
Average Teacher Salary (06-07):	\$35,500
Teacher/Student Ratio (06-07):	1:17
Attendance (07-08):	94.5%
Graduation Rate (07-08):	NA

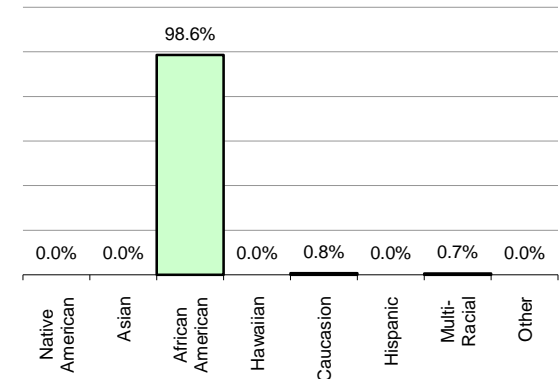
## Financial:

Foundation Grant (06-07):	\$7,385
Fund Balance (06-07):	\$836,614
Percent Operating Expenditures Spent On Instruction (06-07):	51.7%

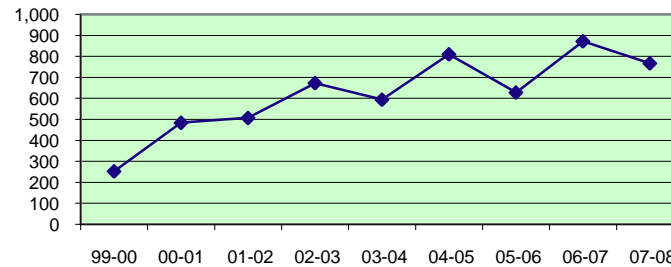
## Academy Comments:

Pupils 07-08	Ed YES! 07-08	NCLB Phase 07-08
321	C	Phase 0
444	C	Phase 1

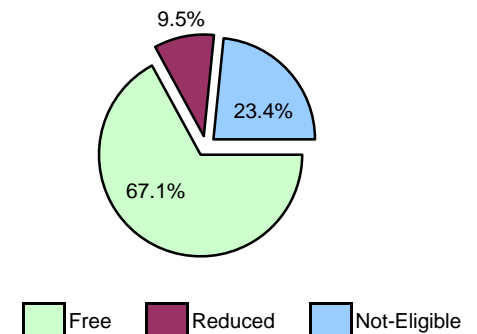
## Ethnicity 2007-2008



## Pupil Count Trend



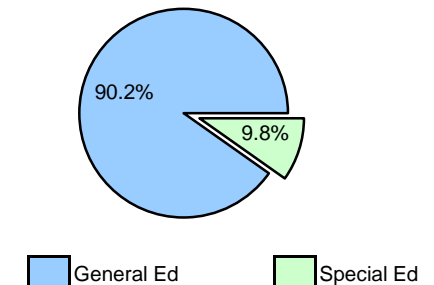
## Free /Reduced Lunch Eligibility 2007-2008



## Achievement (Percent Proficient on MEAP):

2007-2008	Academy	Warren Consolidated Schools	State Average
ELA 3	60.0%	84.9%	80.9%
ELA 4	33.3%	76.7%	76.3%
ELA 5	46.3%	77.0%	77.6%
ELA 6	64.1%	80.0%	79.6%
ELA 7	46.8%	74.4%	74.4%
ELA 8	48.4%	74.1%	75.3%
MME ELA	6.3%	50.3%	52.3%
Math 3	67.3%	92.9%	90.2%
Math 4	38.3%	90.5%	85.8%
Math 5	33.3%	79.5%	74.2%
Math 6	57.8%	73.7%	72.7%
Math 7	49.4%	70.4%	72.7%
Math 8	28.1%	75.3%	71.6%
MME Math	0.0%	41.8%	46.2%

## General and Special Ed Status 2007-2008



# Countryside Academy

Grades in 2007-2008: K-12, Spec, PK

School Opened: 1997 Current Contract Term: 2005 through 2010

## Mission Statement:

Countryside Charter School's mission is to provide a unique, high-quality, educational experience for all students.

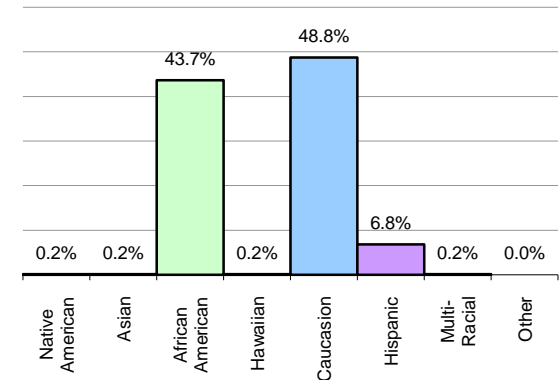
Educational Service Provider: Self-managed

Authorizer: Central Michigan University

Grades	Address
K-6, Spec, PK	4800 Meadowbrook Road, Benton Harbor
7-12, Spec	4800 Meadowbrook Road, Benton Harbor

Pupils 07-08	Ed YES! 07-08	NCLB Phase 07-08
306	A	Phase 0
223	B	Phase 0

## Ethnicity 2007-2008



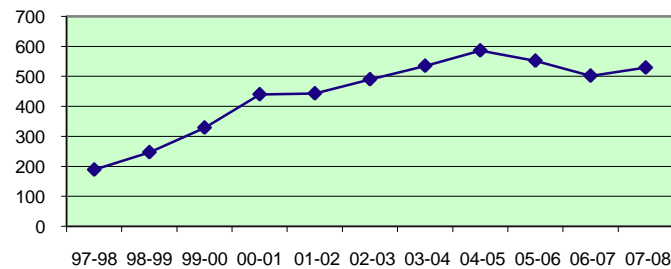
## Academic:

Instruction Type:	General
Average Teacher Salary (06-07):	\$36,335
Teacher/Student Ratio (06-07):	1:17
Attendance (07-08):	93.5%
Graduation Rate (07-08):	NA

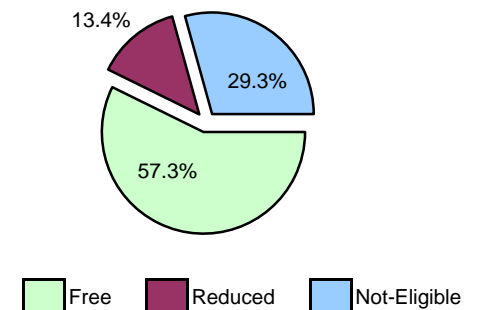
## Financial:

Foundation Grant (06-07):	\$7,085
Fund Balance (06-07):	\$1,128,250
Percent Operating Expenditures Spent On Instruction (06-07):	63.9%

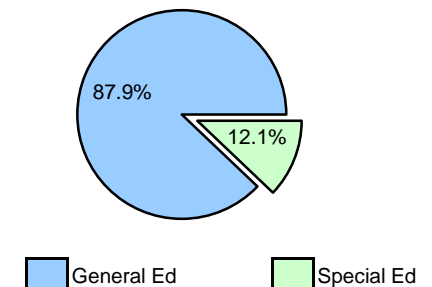
## Pupil Count Trend



## Free /Reduced Lunch Eligibility 2007-2008



## General and Special Ed Status 2007-2008



## Achievement (Percent Proficient on MEAP):

2007-2008	Academy	Benton Harbor Area Schools	State Average
ELA 3	88.9%	64.3%	80.9%
ELA 4	79.5%	49.2%	76.3%
ELA 5	76.2%	54.8%	77.6%
ELA 6	75.7%	44.7%	79.6%
ELA 7	82.9%	32.5%	74.4%
ELA 8	69.0%	32.0%	75.3%
MME ELA	41.4%	12.6%	52.3%
Math 3	94.4%	75.9%	90.2%
Math 4	89.7%	63.2%	85.8%
Math 5	64.3%	51.2%	74.2%
Math 6	67.6%	41.9%	72.7%
Math 7	62.5%	47.6%	72.7%
Math 8	65.0%	37.3%	71.6%
MME Math	31.0%	7.4%	46.2%

## Academy Comments:

# Covenant House Life Skills Center Central

Grades in 2007-2008: 9-12, Alt, Spec

School Opened: 2006

Current Contract Term: 2005 through 2010

Mission Statement:

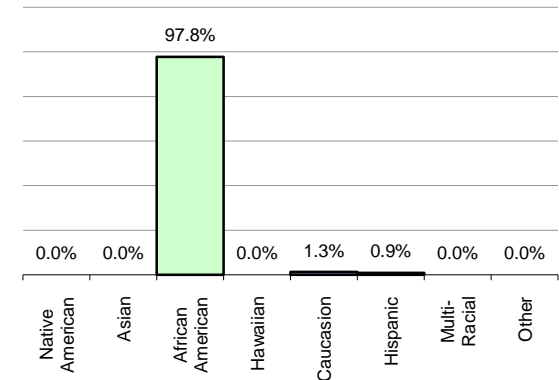
Educational Service Provider: White Hat Management

Authorizer: Detroit Public Schools

Grades: 9-12, Alt, Spec  
Address: 2959 Martin Luther King Jr Blvd, Detroit

Pupils 07-08: 225  
Ed YES! 07-08: No Grade  
NCLB Phase 07-08: Phase 1

Ethnicity  
2007-2008



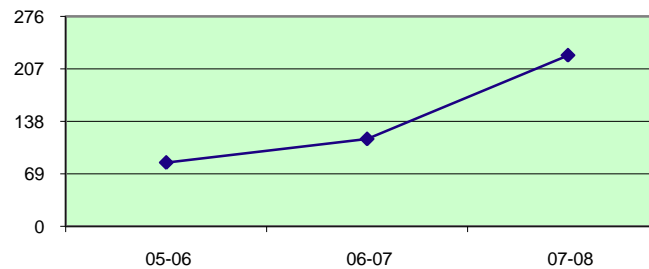
## Academic:

Instruction Type: Alternative  
Average Teacher Salary (06-07): \$37,377  
Teacher/Student Ratio (06-07): 1:90  
Attendance (07-08): 73.4%  
Graduation Rate (07-08): NA

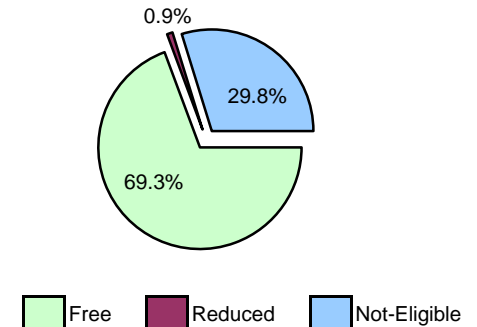
## Financial:

Foundation Grant (06-07): \$7,385  
Fund Balance (06-07): \$12,775  
Percent Operating Expenditures Spent On Instruction (06-07): 30.4%

Pupil Count Trend



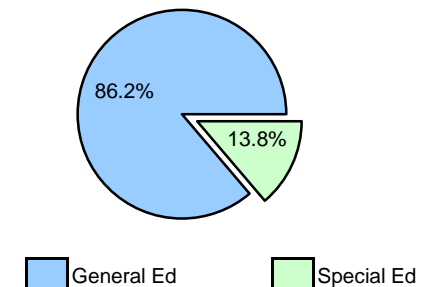
Free /Reduced Lunch Eligibility  
2007-2008



Achievement (Percent Proficient on MEAP):

2007-2008	Academy	Detroit City School District	State Average
ELA 3		62.4%	80.9%
ELA 4		52.1%	76.3%
ELA 5		51.0%	77.6%
ELA 6		50.9%	79.6%
ELA 7		41.9%	74.4%
ELA 8		49.0%	75.3%
MME ELA	7.4%	26.0%	52.3%
Math 3		70.0%	90.2%
Math 4		63.7%	85.8%
Math 5		44.1%	74.2%
Math 6		39.2%	72.7%
Math 7		43.5%	72.7%
Math 8		38.5%	71.6%
MME Math	0.0%	14.3%	46.2%

General and Special Ed Status  
2007-2008



## Academy Comments:

# Covenant House Life Skills Center East

Grades in 2007-2008: 9-12, Alt, Spec

School Opened: 2005

Current Contract Term: 2005 through 2010

Mission Statement:

Educational Service Provider: White Hat Management

Authorizer: Detroit Public Schools

Grades  
9-12, Alt, Spec

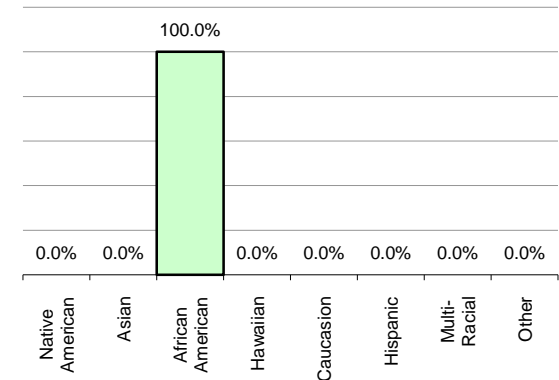
Address  
7600 Goethe Street, Detroit

Pupils  
07-08  
347

Ed YES!  
07-08  
No Grade

NCLB Phase  
07-08  
Phase 1

Ethnicity  
2007-2008



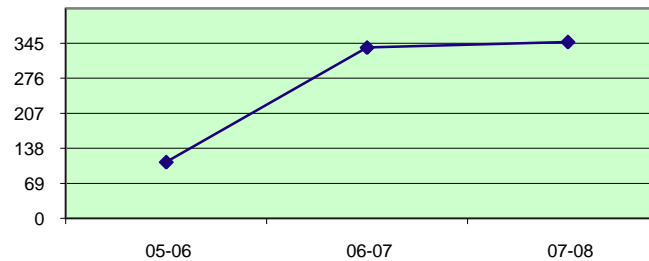
## Academic:

Instruction Type: Alternative  
Average Teacher Salary (06-07): \$38,089  
Teacher/Student Ratio (06-07): 1:70  
Attendance (07-08): 63.6%  
Graduation Rate (07-08): 15.4%

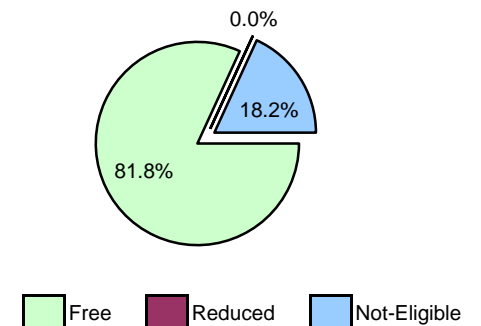
## Financial:

Foundation Grant (06-07): \$7,385  
Fund Balance (06-07): \$74,058  
Percent Operating Expenditures Spent On Instruction (06-07): 27.8%

Pupil Count Trend



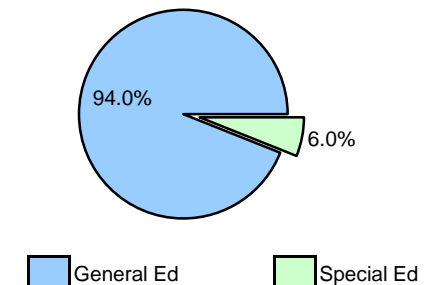
Free /Reduced Lunch Eligibility  
2007-2008



Achievement (Percent Proficient on MEAP):

2007-2008	Academy	Detroit City School District	State Average
ELA 3		62.4%	80.9%
ELA 4		52.1%	76.3%
ELA 5		51.0%	77.6%
ELA 6		50.9%	79.6%
ELA 7		41.9%	74.4%
ELA 8		49.0%	75.3%
MME ELA	2.9%	26.0%	52.3%
Math 3		70.0%	90.2%
Math 4		63.7%	85.8%
Math 5		44.1%	74.2%
Math 6		39.2%	72.7%
Math 7		43.5%	72.7%
Math 8		38.5%	71.6%
MME Math	0.0%	14.3%	46.2%

General and Special Ed Status  
2007-2008



## Academy Comments:

# Covenant House Life Skills Center West

Grades in 2007-2008: 9-12, Alt, Spec

School Opened: 2005 Current Contract Term: 2005 through 2010  
Mission Statement:

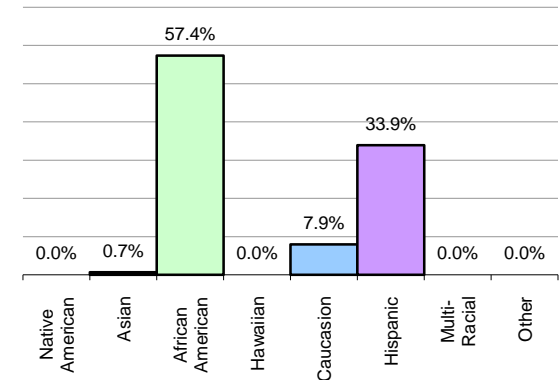
Educational Service Provider: White Hat Management

Authorizer: Detroit Public Schools

Grades: 9-12, Alt, Spec  
Address: 5668 Baker, Detroit

Pupils 07-08: 276  
Ed YES! 07-08: No Grade  
NCLB Phase 07-08: Phase 1

Ethnicity  
2007-2008



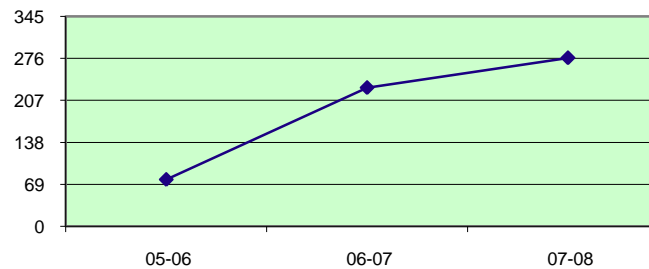
## Academic:

Instruction Type: Alternative  
Average Teacher Salary (06-07): \$35,074  
Teacher/Student Ratio (06-07): 1:92  
Attendance (07-08): 68.5%  
Graduation Rate (07-08): 14.0%

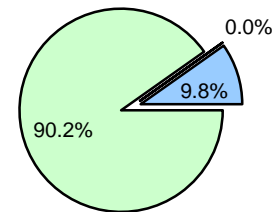
## Financial:

Foundation Grant (06-07): \$7,385  
Fund Balance (06-07): \$42,725  
Percent Operating Expenditures Spent On Instruction (06-07): 25.6%

Pupil Count Trend



Free /Reduced Lunch Eligibility  
2007-2008

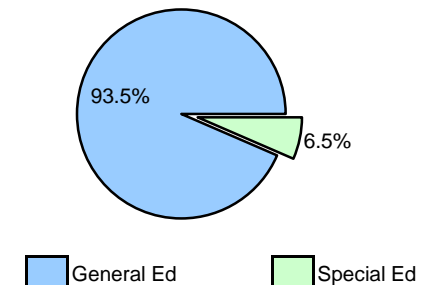


Achievement (Percent Proficient on MEAP):

2007-2008	Academy	Detroit City School District	State Average
ELA 3		62.4%	80.9%
ELA 4		52.1%	76.3%
ELA 5		51.0%	77.6%
ELA 6		50.9%	79.6%
ELA 7		41.9%	74.4%
ELA 8		49.0%	75.3%
MME ELA	11.1%	26.0%	52.3%
Math 3		70.0%	90.2%
Math 4		63.7%	85.8%
Math 5		44.1%	74.2%
Math 6		39.2%	72.7%
Math 7		43.5%	72.7%
Math 8		38.5%	71.6%
MME Math	6.1%	14.3%	46.2%

Free Reduced Not-Eligible

General and Special Ed Status  
2007-2008



## Academy Comments:



# Creative Learning Academy of Science

Grades in 2007-2008:

K-8, Spec

**School Opened:** 1996 **Current Contract Term:** 2006 through 2011

## Mission Statement:

The Creative Learning Academy of Science, Mathematics, and Humanities will develop competent moral citizens and leaders in the United States by focusing the entire school environment around our student's intellectual, moral and personal achievement.

**Educational Service Provider:** Choice Schools Associates

**Authorizer:** Saginaw Valley State University

**Grades**

K-8, Spec

**Address**

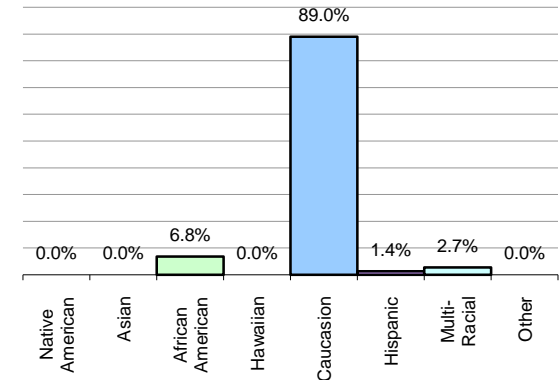
540 Lang Road, Beaverton

**Pupils  
07-08  
73**

**Ed YES!  
07-08  
C**

**NCLB Phase  
07-08  
Phase 0**

**Ethnicity  
2007-2008**



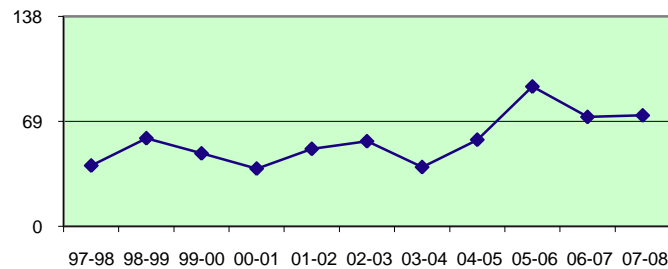
## Academic:

Instruction Type: Traditional/General  
 Average Teacher Salary (06-07): \$32,592  
 Teacher/Student Ratio (06-07): 1:15  
 Attendance (07-08): 90.9%  
 Graduation Rate (07-08): NA

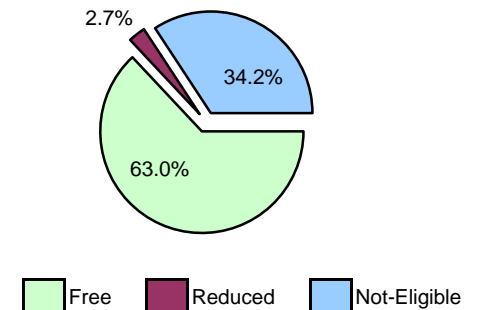
## Financial:

Foundation Grant (06-07): \$7,085  
 Fund Balance (06-07): \$209,203  
 Percent Operating Expenditures Spent On Instruction (06-07): 56.5%

**Pupil Count Trend**



**Free /Reduced Lunch Eligibility  
2007-2008**

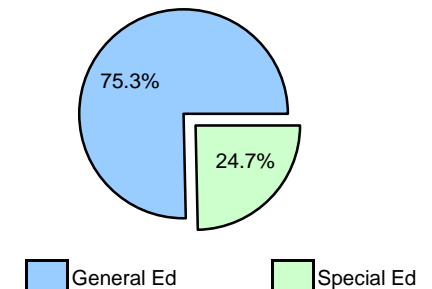


## Academy Comments:

**Achievement (Percent Proficient on MEAP):**

2007-2008	Academy	Beaverton Rural Schools	State Average
ELA 3	91.7%	71.7%	80.9%
ELA 4	0.0%	74.4%	76.3%
ELA 5	75.0%	83.5%	77.6%
ELA 6	62.5%	78.0%	79.6%
ELA 7	50.0%	76.0%	74.4%
ELA 8	66.7%	72.4%	75.3%
MME ELA		30.0%	52.3%
Math 3	91.7%	92.1%	90.2%
Math 4	100.0%	87.2%	85.8%
Math 5	41.7%	83.3%	74.2%
Math 6	87.5%	74.1%	72.7%
Math 7	16.7%	78.1%	72.7%
Math 8	66.7%	66.3%	71.6%
MME Math		24.6%	46.2%

**General and Special Ed Status  
2007-2008**



# Creative Montessori Academy

Grades in 2007-2008: K-8, Spec, PK

School Opened: 2001 Current Contract Term: 2005 through 2010

## Mission Statement:

Creative Montessori Academy's mission is to provide a developmentally appropriate, child-centered environment for children which: moves from concrete experiences and cognitive achievement to abstract concepts; fosters inner discipline, self-confidence, independence and respect for the ability levels of all; encourages imagination and joy in learning; employs multi-age activities, with teachers serving as the "guides" for the learning experience.

Educational Service Provider: Choice Schools Associates

Authorizer: Wayne RESA

Pupils 07-08 630  
Ed YES! 07-08 B  
NCLB Phase 07-08 Phase 0

Grades K-8, Spec, PK  
Address 15100 Northline Road, Southgate

## Academic:

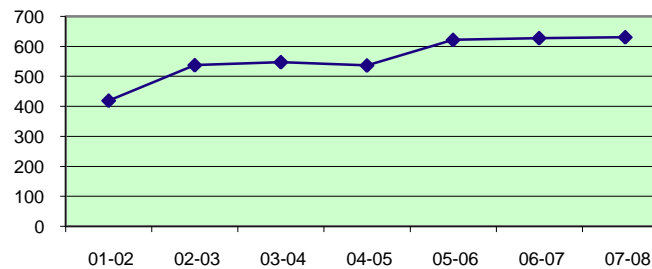
Instruction Type: Progressive  
Average Teacher Salary (06-07): \$38,947  
Teacher/Student Ratio (06-07): 1:23  
Attendance (07-08): 94.2%  
Graduation Rate (07-08): NA

## Financial:

Foundation Grant (06-07): \$7,385  
Fund Balance (06-07): \$1,326,630  
Percent Operating Expenditures Spent On Instruction (06-07): 56.8%

## Academy Comments:

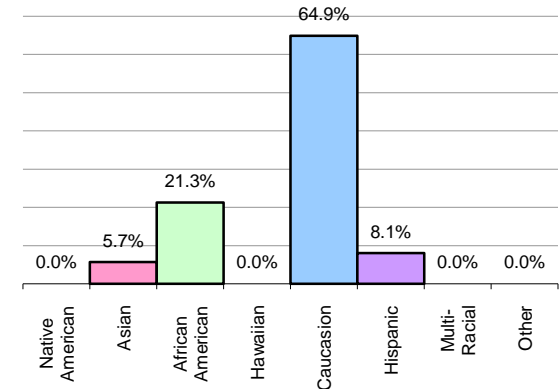
Pupil Count Trend



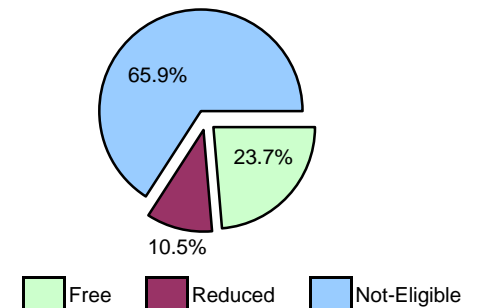
Achievement (Percent Proficient on MEAP):

2007-2008	Academy	Taylor School District	State Average
ELA 3	88.6%	70.2%	80.9%
ELA 4	87.5%	61.3%	76.3%
ELA 5	86.9%	64.5%	77.6%
ELA 6	92.6%	70.8%	79.6%
ELA 7	86.0%	60.5%	74.4%
ELA 8	83.3%	62.5%	75.3%
MME ELA		29.9%	52.3%
Math 3	91.1%	87.1%	90.2%
Math 4	85.0%	79.8%	85.8%
Math 5	54.1%	61.3%	74.2%
Math 6	70.4%	53.2%	72.7%
Math 7	65.1%	58.4%	72.7%
Math 8	75.0%	58.3%	71.6%
MME Math		19.9%	46.2%

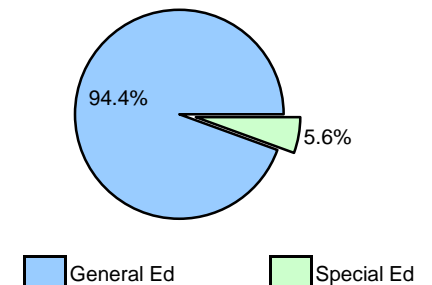
Ethnicity 2007-2008



Free /Reduced Lunch Eligibility 2007-2008



General and Special Ed Status 2007-2008



# Creative Technologies Academy

Grades in 2007-2008:

K-12, Spec

**School Opened:** 1998 **Current Contract Term:** 2007 through 2014

## Mission Statement:

Creative Technologies Academy is a community committed to excellence in education and grounded in the Michigan Curriculum Framework and technologies essential to our society. CTA seeks to provide personalized programs so that students can formulate goals which will assist them in career planning and the development of life skills.

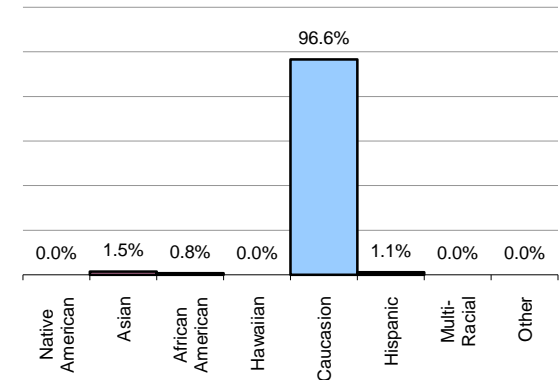
**Educational Service Provider:** Self-managed

**Authorizer:** Ferris State University

**Grades** K-12, Spec  
**Address** 350 Pine Street, Cedar Springs

**Pupils 07-08** 264  
**Ed YES! 07-08** B  
**NCLB Phase 07-08** Phase 3

## Ethnicity 2007-2008



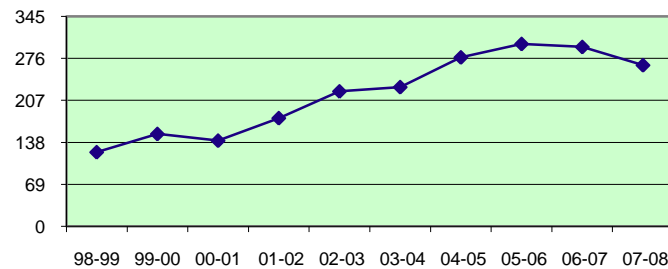
## Academic:

Instruction Type: Progressive  
Average Teacher Salary (06-07): \$32,368  
Teacher/Student Ratio (06-07): 1:15  
Attendance (07-08): 99.3%  
Graduation Rate (07-08): 78.1%

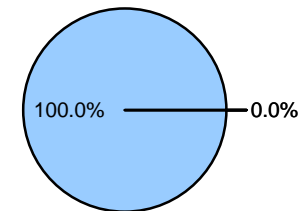
## Financial:

Foundation Grant (06-07): \$7,085  
Fund Balance (06-07): \$445,953  
Percent Operating Expenditures Spent On Instruction (06-07): 49.2%

## Pupil Count Trend



## Free /Reduced Lunch Eligibility 2007-2008

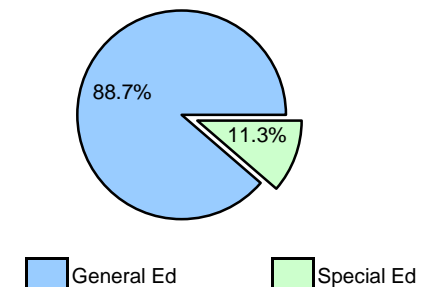


## Achievement (Percent Proficient on MEAP):

2007-2008	Academy	Cedar Springs Public Schools	State Average
ELA 3	72.2%	87.4%	80.9%
ELA 4	70.0%	84.7%	76.3%
ELA 5	81.8%	83.1%	77.6%
ELA 6	88.2%	90.5%	79.6%
ELA 7	68.2%	77.9%	74.4%
ELA 8	75.0%	78.8%	75.3%
MME ELA	48.0%	55.3%	52.3%
Math 3	100.0%	97.2%	90.2%
Math 4	85.0%	89.7%	85.8%
Math 5	68.2%	87.9%	74.2%
Math 6	82.4%	86.8%	72.7%
Math 7	63.6%	81.8%	72.7%
Math 8	70.0%	81.2%	71.6%
MME Math	48.0%	48.2%	46.2%

Free Reduced Not-Eligible

## General and Special Ed Status 2007-2008



## Academy Comments:

# Crescent Academy

Grades in 2007-2008:

K-8, Spec

School Opened: 2004

Current Contract Term: 2004 through 2012

Mission Statement:

Educational Service Provider: C.S. Partners

Authorizer: Bay Mills Community College

Grades

Address

K-8, Spec

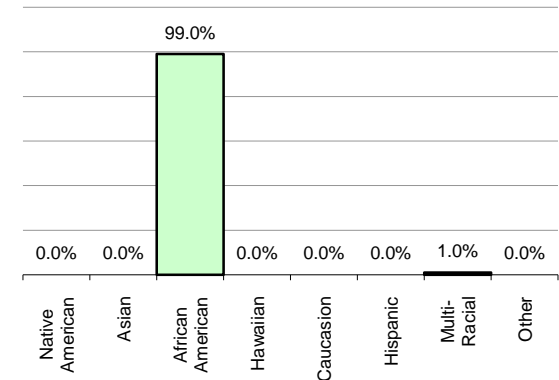
17570 West Twelve Mile Road, Southfield

Pupils  
07-08  
306

Ed YES!  
07-08  
C

NCLB Phase  
07-08  
Phase 0

Ethnicity  
2007-2008



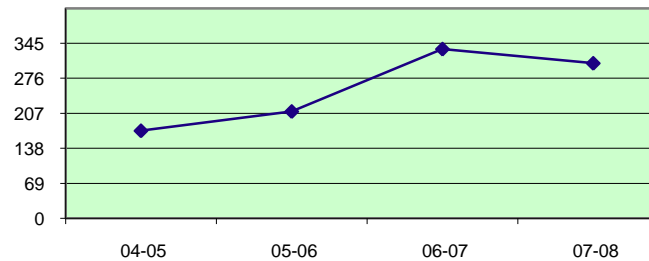
## Academic:

Instruction Type: Traditional  
Average Teacher Salary (06-07): \$32,427  
Teacher/Student Ratio (06-07): 1:19  
Attendance (07-08): 90.8%  
Graduation Rate (07-08): NA

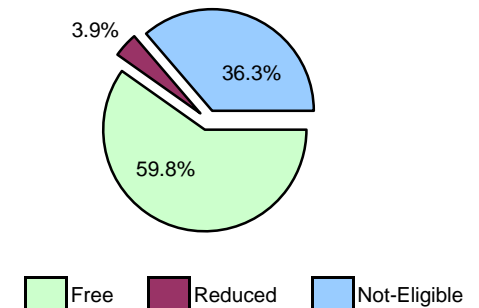
## Financial:

Foundation Grant (06-07): \$7,385  
Fund Balance (06-07): \$34,325  
Percent Operating Expenditures Spent On Instruction (06-07): 33.9%

Pupil Count Trend



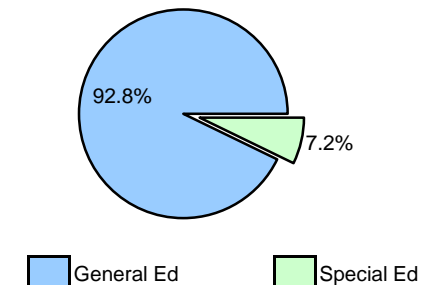
Free /Reduced Lunch Eligibility  
2007-2008



Achievement (Percent Proficient on MEAP):

2007-2008	Academy	Southfield Public School District	State Average
ELA 3	46.2%	81.0%	80.9%
ELA 4	29.0%	71.7%	76.3%
ELA 5	45.0%	76.7%	77.6%
ELA 6	45.7%	69.5%	79.6%
ELA 7	35.0%	57.5%	74.4%
ELA 8	56.0%	64.3%	75.3%
MME ELA		31.6%	52.3%
Math 3	66.7%	89.9%	90.2%
Math 4	45.2%	79.9%	85.8%
Math 5	45.0%	73.7%	74.2%
Math 6	34.3%	58.8%	72.7%
Math 7	5.0%	64.1%	72.7%
Math 8	24.0%	63.0%	71.6%
MME Math		16.0%	46.2%

General and Special Ed Status  
2007-2008



## Academy Comments:

# Cross Creek Charter Academy

Grades in 2007-2008:

K-8, Spec

**School Opened:** 1997 **Current Contract Term:** 2002 through 2009

## Mission Statement:

Working in partnership with parents and community, Cross Creek Charter Academy will offer a challenging, character-based educational program.

**Educational Service Provider:** National Heritage Academies

**Authorizer:** Central Michigan University

## Grades

K-8, Spec

## Address

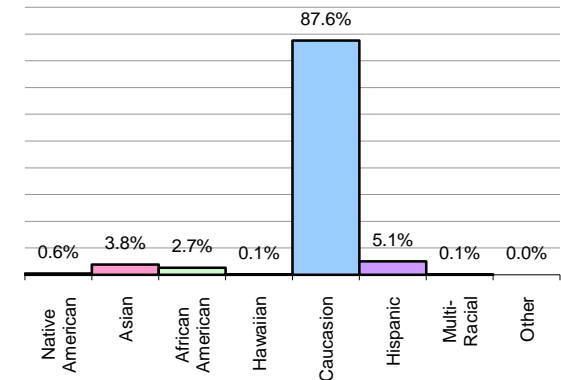
7701 Kalamazoo Avenue SE, Byron Center

**Pupils  
07-08**  
708

**Ed YES!  
07-08**  
A

**NCLB Phase  
07-08**  
Phase 0

## Ethnicity 2007-2008



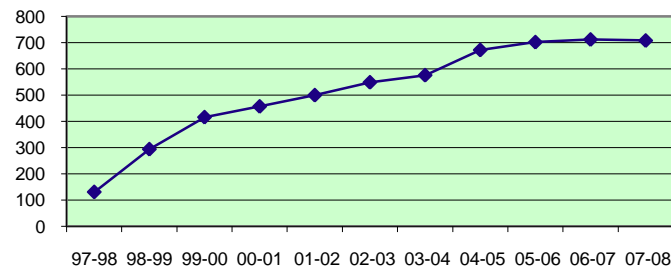
## Academic:

Instruction Type: Traditional  
Average Teacher Salary (06-07): \$41,656  
Teacher/Student Ratio (06-07): 1:22  
Attendance (07-08): 95.1%  
Graduation Rate (07-08): NA

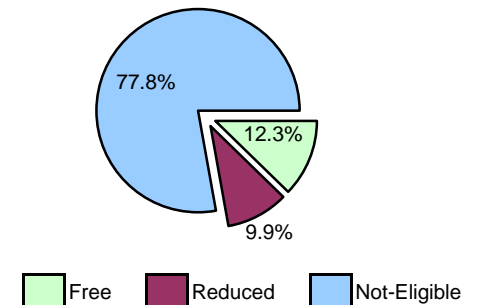
## Financial:

Foundation Grant (06-07): \$7,385  
Fund Balance (06-07): \$34,927  
Percent Operating Expenditures Spent On Instruction (06-07): 38.3%

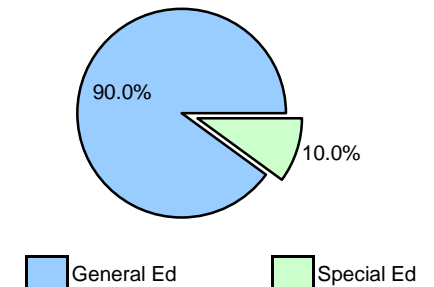
## Pupil Count Trend



## Free /Reduced Lunch Eligibility 2007-2008



## General and Special Ed Status 2007-2008



## Achievement (Percent Proficient on MEAP):

2007-2008	Academy	Caledonia Community Schools	State Average
ELA 3	93.5%	92.6%	80.9%
ELA 4	90.9%	91.9%	76.3%
ELA 5	91.9%	94.0%	77.6%
ELA 6	88.2%	91.8%	79.6%
ELA 7	91.5%	92.4%	74.4%
ELA 8	93.0%	90.8%	75.3%
MME ELA		70.8%	52.3%
Math 3	97.4%	97.5%	90.2%
Math 4	97.4%	99.6%	85.8%
Math 5	94.7%	95.6%	74.2%
Math 6	84.2%	87.7%	72.7%
Math 7	87.8%	88.7%	72.7%
Math 8	93.0%	85.8%	71.6%
MME Math		63.5%	46.2%

## Academy Comments:

# Crossroads Charter Academy

Grades in 2007-2008: K-12, Spec

School Opened: 1998 Current Contract Term: 1998 through 2008

## Mission Statement:

Crossroads Charter Academy develops a high moral character in all students along with a strong foundation in basic skills with an emphasis on honor, duty, and country that will produce responsible, productive citizens who are effective communicators and life-long learners.

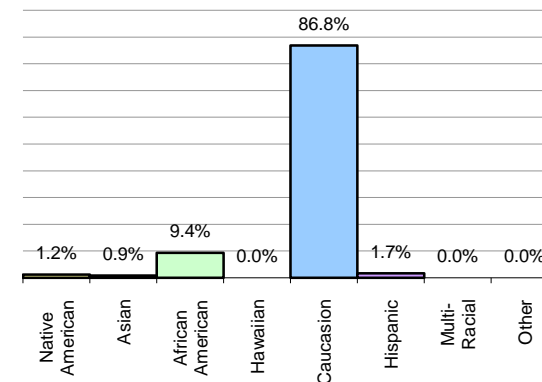
Educational Service Provider: Woodbridge Group, Inc.

Authorizer: Grand Valley State University

Grades	Address
K-6, Spec	215 N. State Street, Big Rapids
7-12, Spec	215 West Spruce Street, Big Rapids

Pupils 07-08	Ed YES! 07-08	NCLB Phase 07-08
379	A	Phase 0
273	A	Phase 0

Ethnicity  
2007-2008



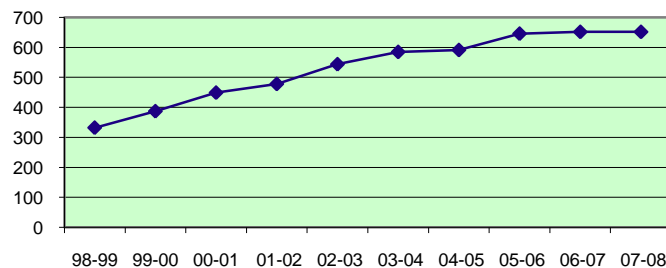
## Academic:

Instruction Type:	Traditional
Average Teacher Salary (06-07):	\$32,146
Teacher/Student Ratio (06-07):	1:15
Attendance (07-08):	95.2%
Graduation Rate (07-08):	94.7%

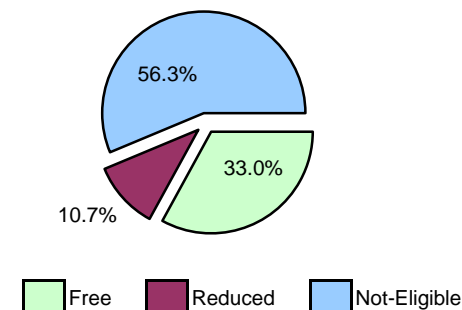
## Financial:

Foundation Grant (06-07):	\$7,085
Fund Balance (06-07):	\$728,556
Percent Operating Expenditures Spent On Instruction (06-07):	57.5%

Pupil Count Trend



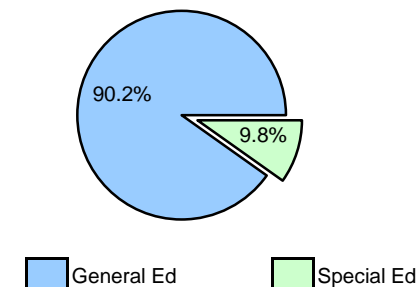
Free /Reduced Lunch Eligibility  
2007-2008



Achievement (Percent Proficient on MEAP):

2007-2008	Academy	Big Rapids Public Schools	State Average
ELA 3	84.9%	79.4%	80.9%
ELA 4	81.4%	76.0%	76.3%
ELA 5	87.8%	77.6%	77.6%
ELA 6	90.5%	79.3%	79.6%
ELA 7	80.0%	75.4%	74.4%
ELA 8	80.9%	87.9%	75.3%
MME ELA	67.3%	55.1%	52.3%
Math 3	98.1%	91.2%	90.2%
Math 4	90.7%	89.9%	85.8%
Math 5	82.0%	74.8%	74.2%
Math 6	84.8%	78.7%	72.7%
Math 7	84.6%	81.8%	72.7%
Math 8	74.5%	88.6%	71.6%
MME Math	62.5%	57.9%	46.2%

General and Special Ed Status  
2007-2008



## Academy Comments:

# David Ellis Academy West

Grades in 2007-2008:

K-8, Spec

School Opened: 2006

Current Contract Term: 2006 through 2014

Mission Statement:

Educational Service Provider: Bardwell Group

Authorizer: Bay Mills Community College

Grades

K-8, Spec

Address

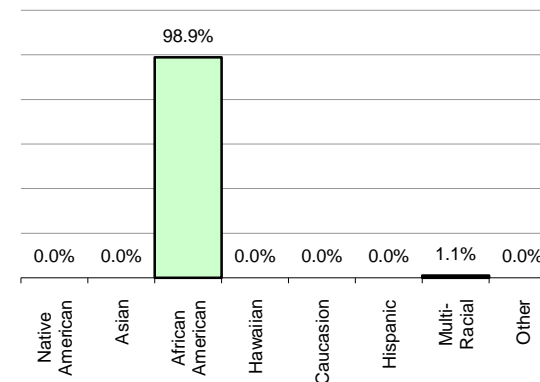
19800 Beech Daly Road, Redford

Pupils  
07-08  
651

Ed YES!  
07-08  
C

NCLB Phase  
07-08  
Phase 0

Ethnicity  
2007-2008



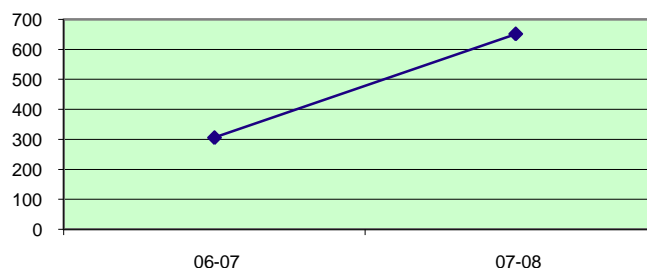
## Academic:

Instruction Type: NDA\*  
Average Teacher Salary (06-07): \$42,482  
Teacher/Student Ratio (06-07): 1:54  
Attendance (07-08): 94.8%  
Graduation Rate (07-08): NA

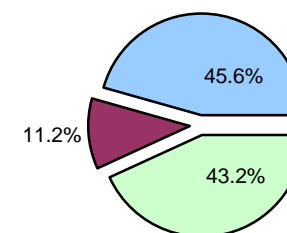
## Financial:

Foundation Grant (06-07): \$7,100  
Fund Balance (06-07): \$7,602,617  
Percent Operating Expenditures Spent On Instruction (06-07): 44.3%

Pupil Count Trend

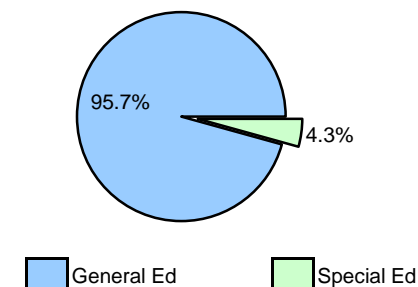


Free /Reduced Lunch Eligibility  
2007-2008



Free Reduced Not-Eligible

General and Special Ed Status  
2007-2008



General Ed Special Ed

Achievement (Percent Proficient on MEAP):

2007-2008	Academy	Redford Union School District	State Average
ELA 3	61.4%	74.2%	80.9%
ELA 4	46.3%	60.2%	76.3%
ELA 5	48.8%	63.9%	77.6%
ELA 6	56.7%	73.4%	79.6%
ELA 7	52.9%	58.5%	74.4%
ELA 8	47.5%	63.1%	75.3%
MME ELA		36.1%	52.3%
Math 3	75.4%	84.1%	90.2%
Math 4	56.1%	77.1%	85.8%
Math 5	31.4%	55.2%	74.2%
Math 6	49.0%	51.7%	72.7%
Math 7	42.5%	63.9%	72.7%
Math 8	52.5%	49.9%	71.6%
MME Math		19.9%	46.2%

## Academy Comments:



# David Ellis Academy

Grades in 2007-2008:

K-8, Spec

School Opened: 1998

Current Contract Term: 1998 through 2008

## Mission Statement:

The David Ellis Academy, in collaboration with the community, will successfully prepare students for the 21st Century in a safe and orderly environment which will teach academic, cultural, social, physical, organizational, conflict resolution and goal seeking skills

Educational Service Provider: Bardwell Group

Authorizer: Detroit Public Schools

## Grades

K-8, Spec

## Address

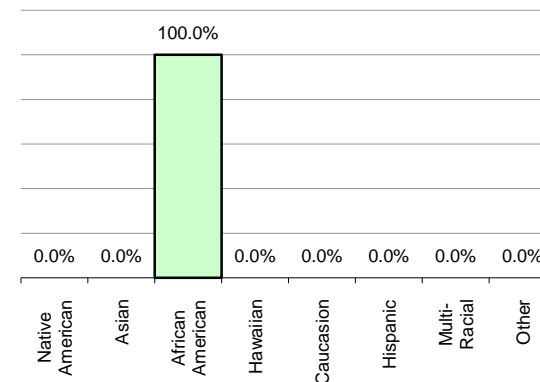
18977 Schaefer Highway, Detroit

Pupils  
07-08  
314

Ed YES!  
07-08  
B

NCLB Phase  
07-08  
Phase 0

## Ethnicity 2007-2008



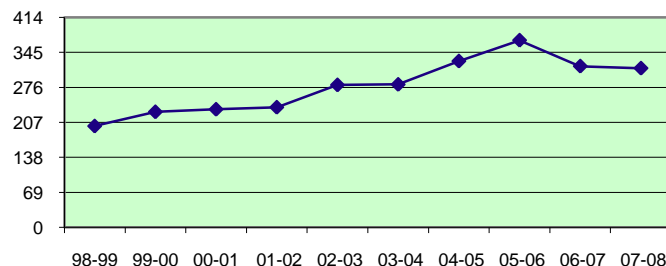
## Academic:

Instruction Type: Vocational  
Average Teacher Salary (06-07): \$37,517  
Teacher/Student Ratio (06-07): 1:23  
Attendance (07-08): 96.1%  
Graduation Rate (07-08): NA

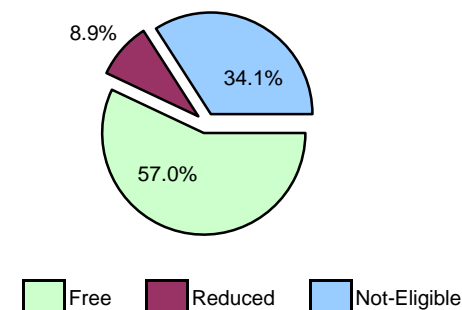
## Financial:

Foundation Grant (06-07): \$7,385  
Fund Balance (06-07): \$904,048  
Percent Operating Expenditures Spent On Instruction (06-07): 53.4%

## Pupil Count Trend



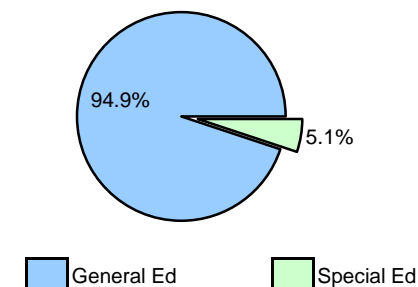
## Free /Reduced Lunch Eligibility 2007-2008



## Achievement (Percent Proficient on MEAP):

2007-2008	Academy	Detroit City School District	State Average
ELA 3	74.4%	62.4%	80.9%
ELA 4	34.4%	52.1%	76.3%
ELA 5	47.6%	51.0%	77.6%
ELA 6	55.6%	50.9%	79.6%
ELA 7	34.6%	41.9%	74.4%
ELA 8	46.2%	49.0%	75.3%
MME ELA		26.0%	52.3%
Math 3	79.1%	70.0%	90.2%
Math 4	78.1%	63.7%	85.8%
Math 5	31.0%	44.1%	74.2%
Math 6	44.4%	39.2%	72.7%
Math 7	38.5%	43.5%	72.7%
Math 8	42.3%	38.5%	71.6%
MME Math		14.3%	46.2%

## General and Special Ed Status 2007-2008



## Academy Comments:

# Dearborn Academy

Grades in 2007-2008:

K-8, Spec

**School Opened:** 1997 **Current Contract Term:** 2007 through 2012

## Mission Statement:

The Dearborn Academy ensures that graduates of the school are capable of performing secondary level work and are equipped to contribute immediately and productively in the secondary school setting.

**Educational Service Provider:** Self-managed

**Authorizer:** Central Michigan University

## Grades

K-8, Spec

## Address

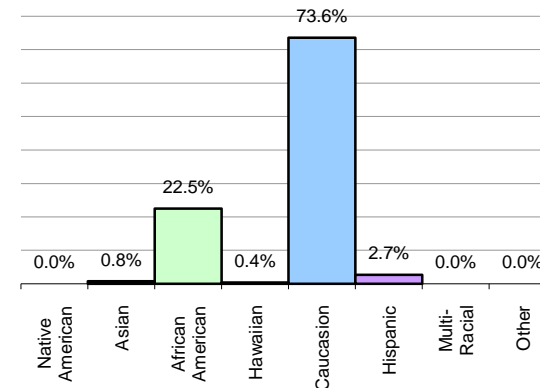
19310 Ford Road, Dearborn

**Pupils  
07-08**  
485

**Ed YES!  
07-08**  
C

**NCLB Phase  
07-08**  
Phase 0

## Ethnicity 2007-2008



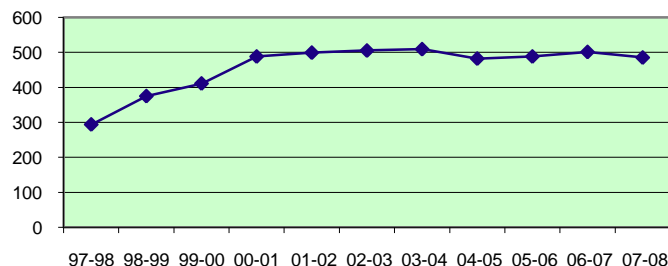
## Academic:

Instruction Type: General  
Average Teacher Salary (06-07): \$35,045  
Teacher/Student Ratio (06-07): 1:17  
Attendance (07-08): 92.6%  
Graduation Rate (07-08): NA

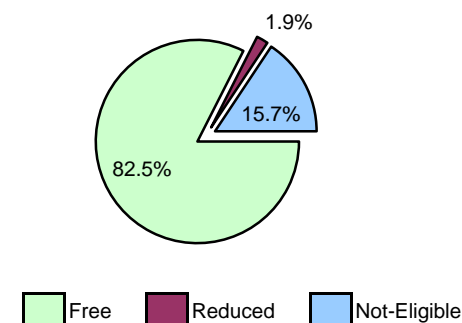
## Financial:

Foundation Grant (06-07): \$7,385  
Fund Balance (06-07): \$1,352,956  
Percent Operating Expenditures Spent On Instruction (06-07): 45.8%

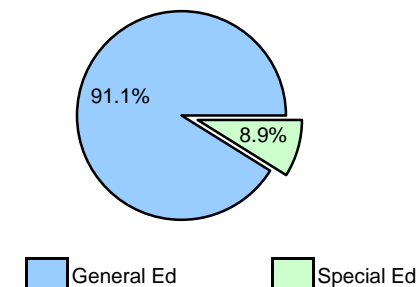
## Pupil Count Trend



## Free /Reduced Lunch Eligibility 2007-2008



## General and Special Ed Status 2007-2008



## Achievement (Percent Proficient on MEAP):

2007-2008	Academy	Dearborn City School District	State Average
ELA 3	57.9%	76.0%	80.9%
ELA 4	45.7%	67.4%	76.3%
ELA 5	47.1%	70.8%	77.6%
ELA 6	39.2%	75.1%	79.6%
ELA 7	50.0%	67.6%	74.4%
ELA 8	45.9%	69.4%	75.3%
MME ELA		46.3%	52.3%
Math 3	77.6%	87.0%	90.2%
Math 4	65.3%	84.7%	85.8%
Math 5	65.4%	76.1%	74.2%
Math 6	33.3%	72.3%	72.7%
Math 7	52.2%	71.0%	72.7%
Math 8	36.8%	70.7%	71.6%
MME Math		40.9%	46.2%

## Academy Comments:

# Detroit Academy of Arts and Sciences

Grades in 2007-2008:

K-12, Spec

School Opened: 1997

Current Contract Term: 2006 through 2009

## Mission Statement:

The mission of the Detroit Academy of Arts and Sciences is to provide all metropolitan Detroit area students, regardless of economic or social circumstances with an education, which is rooted in democratic values and academic excellence, and which prepares students to become productive citizens for the 21st century.

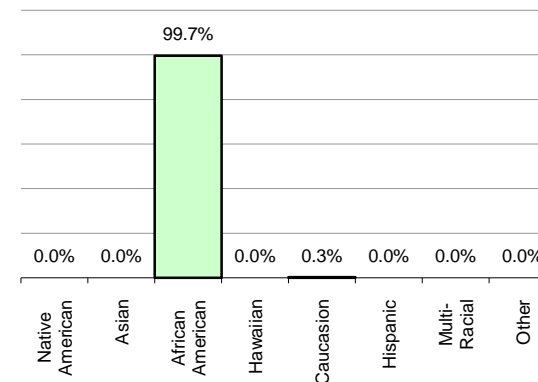
Educational Service Provider: Self-managed

Authorizer: Oakland University

Grades	Address
K-5, Spec	2985 E. Jefferson Avenue, Detroit
6-8, Spec	2224 Medbury, Detroit
9-12, Spec	2224 Medbury, Detroit

Pupils 07-08	Ed YES! 07-08	NCLB Phase 07-08
953	B	Phase 1
272	C	Phase 0
778	D-Alert	Phase 2

Ethnicity  
2007-2008



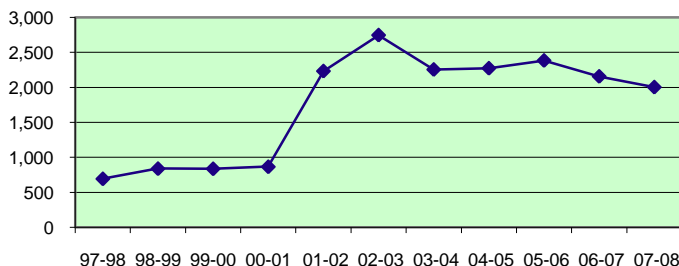
## Academic:

Instruction Type:	General
Average Teacher Salary (06-07):	\$40,893
Teacher/Student Ratio (06-07):	1:20
Attendance (07-08):	83.2%
Graduation Rate (07-08):	93.6%

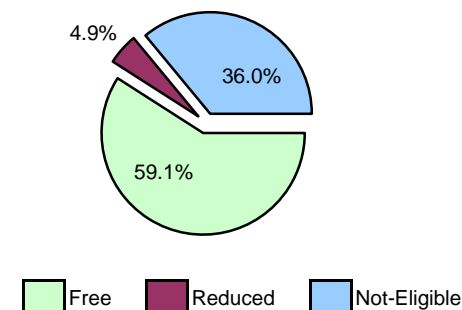
## Financial:

Foundation Grant (06-07):	\$7,385
Fund Balance (06-07):	\$1,508,203
Percent Operating Expenditures Spent On Instruction (06-07):	52.5%

Pupil Count Trend



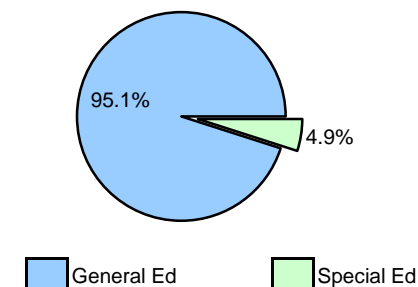
Free /Reduced Lunch Eligibility  
2007-2008



Achievement (Percent Proficient on MEAP):

2007-2008	Academy	Detroit City School District	State Average
ELA 3	81.0%	62.4%	80.9%
ELA 4	69.7%	52.1%	76.3%
ELA 5	65.0%	51.0%	77.6%
ELA 6	70.1%	50.9%	79.6%
ELA 7	42.1%	41.9%	74.4%
ELA 8	47.3%	49.0%	75.3%
MME ELA	9.4%	26.0%	52.3%
Math 3	85.8%	70.0%	90.2%
Math 4	81.8%	63.7%	85.8%
Math 5	61.8%	44.1%	74.2%
Math 6	62.9%	39.2%	72.7%
Math 7	48.3%	43.5%	72.7%
Math 8	29.6%	38.5%	71.6%
MME Math	3.7%	14.3%	46.2%

General and Special Ed Status  
2007-2008



## Academy Comments:

# Detroit Community Schools

Grades in 2007-2008: K-7, 9-12, Spec

School Opened: 1997 Current Contract Term: 2001 through 2012

## Mission Statement:

In order to find, claim, and create their work in the 21st century, young people must be educated for self-directed initiative; they must demonstrate compassion and empathy for others; and they must become highly flexible in their thinking. The educational mission of Detroit Community High School is to lead students to develop these crucial skills and capacities so that they will be able to find their place and purpose in life.

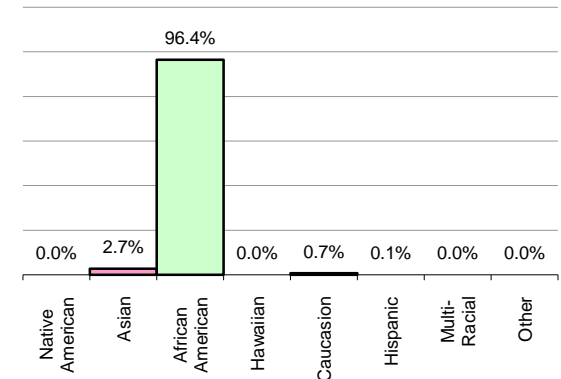
Educational Service Provider: Self-managed

Authorizer: Saginaw Valley State University

Grades	Address
K-7, Spec	12675 Burt Road, Detroit
9-12, Spec	12675 Burt Road, Detroit

Pupils 07-08	Ed YES! 07-08	NCLB Phase 07-08
360	C	Phase 0
596	D-Alert	Phase 1

## Ethnicity 2007-2008



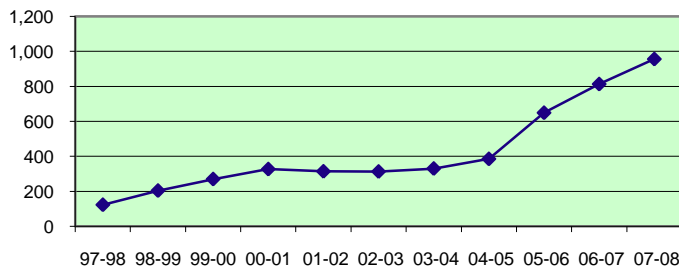
## Academic:

Instruction Type:	Traditional/General
Average Teacher Salary (06-07):	\$40,215
Teacher/Student Ratio (06-07):	1:26
Attendance (07-08):	90.4%
Graduation Rate (07-08):	87.0%

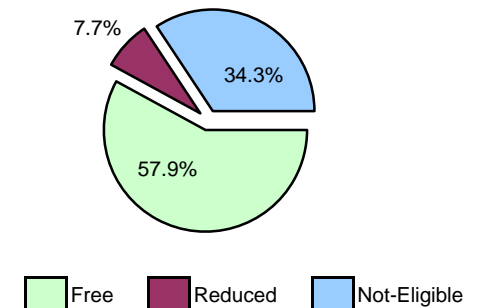
## Financial:

Foundation Grant (06-07):	\$7,385
Fund Balance (06-07):	\$289,874
Percent Operating Expenditures Spent On Instruction (06-07):	51.5%

## Pupil Count Trend



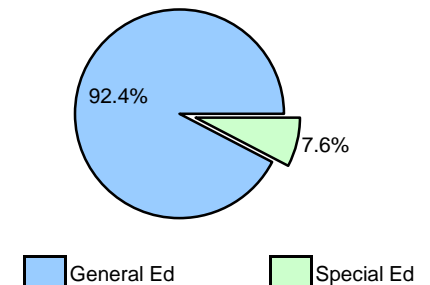
## Free /Reduced Lunch Eligibility 2007-2008



## Achievement (Percent Proficient on MEAP):

2007-2008	Academy	Detroit City School District	State Average
ELA 3	51.2%	62.4%	80.9%
ELA 4	41.3%	52.1%	76.3%
ELA 5	27.1%	51.0%	77.6%
ELA 6	46.3%	50.9%	79.6%
ELA 7	27.9%	41.9%	74.4%
ELA 8		49.0%	75.3%
MME ELA	8.3%	26.0%	52.3%
Math 3	74.4%	70.0%	90.2%
Math 4	56.5%	63.7%	85.8%
Math 5	10.2%	44.1%	74.2%
Math 6	28.3%	39.2%	72.7%
Math 7	31.1%	43.5%	72.7%
Math 8		38.5%	71.6%
MME Math	0.8%	14.3%	46.2%

## General and Special Ed Status 2007-2008



## Academy Comments:

# Detroit Enterprise Academy

Grades in 2007-2008:

K-8, Spec

School Opened: 2004

Current Contract Term: 2004 through 2011

Mission Statement:

Educational Service Provider: National Heritage Academies

Authorizer: Grand Valley State University

Grades

K-8, Spec

Address

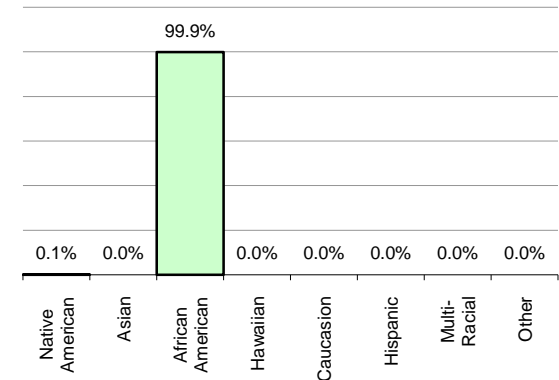
11224 Kercheval Avenue, Detroit

Pupils  
07-08  
678

Ed YES!  
07-08  
C

NCLB Phase  
07-08  
Phase 0

Ethnicity  
2007-2008



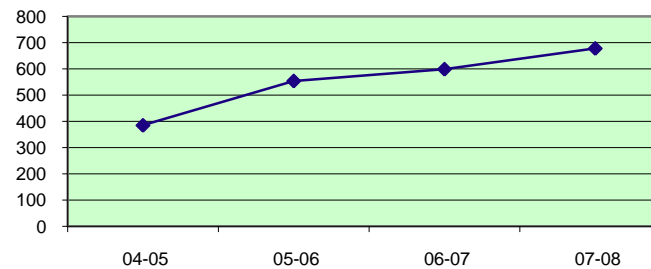
## Academic:

Instruction Type: Traditional  
Average Teacher Salary (06-07): \$46,025  
Teacher/Student Ratio (06-07): 1:26  
Attendance (07-08): 89.5%  
Graduation Rate (07-08): NA

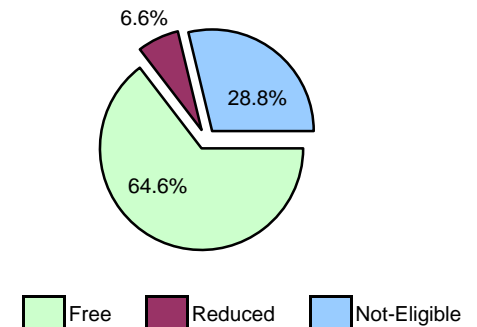
## Financial:

Foundation Grant (06-07): \$7,385  
Fund Balance (06-07): \$40,103  
Percent Operating Expenditures Spent On Instruction (06-07): 45.0%

Pupil Count Trend



Free /Reduced Lunch Eligibility  
2007-2008

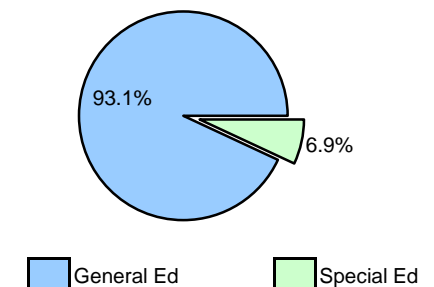


## Academy Comments:

Achievement (Percent Proficient on MEAP):

2007-2008	Academy	Detroit City School District	State Average
ELA 3	59.2%	62.4%	80.9%
ELA 4	47.9%	52.1%	76.3%
ELA 5	55.6%	51.0%	77.6%
ELA 6	59.7%	50.9%	79.6%
ELA 7	45.9%	41.9%	74.4%
ELA 8	57.1%	49.0%	75.3%
MME ELA		26.0%	52.3%
Math 3	78.9%	70.0%	90.2%
Math 4	73.6%	63.7%	85.8%
Math 5	39.7%	44.1%	74.2%
Math 6	57.1%	39.2%	72.7%
Math 7	57.3%	43.5%	72.7%
Math 8	49.4%	38.5%	71.6%
MME Math		14.3%	46.2%

General and Special Ed Status  
2007-2008



# Detroit Merit Charter Academy

Grades in 2007-2008:

K-8, Spec

**School Opened:** 2002 **Current Contract Term:** 2002 through 2009

## Mission Statement:

Working in partnership with parents and community, Merit Charter Academy will offer a challenging, character-based education. By providing a strong curriculum and an atmosphere of high expectations, students can master basic skills and realize full academic potential in preparation for higher education and life-long learning.

**Educational Service Provider:** National Heritage Academies

**Authorizer:** Grand Valley State University

## Grades

K-8, Spec

## Address

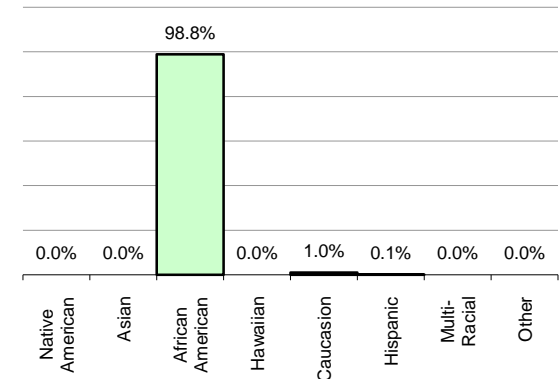
1091 Alter Road, Detroit

**Pupils  
07-08**  
691

**Ed YES!  
07-08**  
B

**NCLB Phase  
07-08**  
Phase 0

## Ethnicity 2007-2008



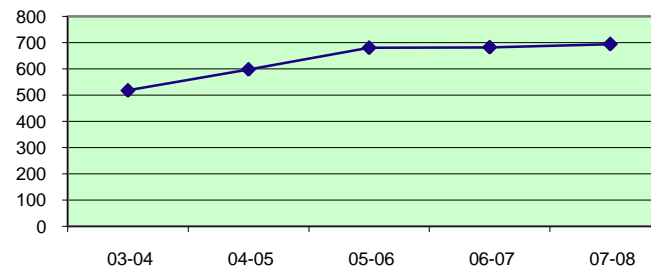
## Academic:

Instruction Type: Traditional  
Average Teacher Salary (06-07): \$36,102  
Teacher/Student Ratio (06-07): 1:19  
Attendance (07-08): 90.7%  
Graduation Rate (07-08): NA

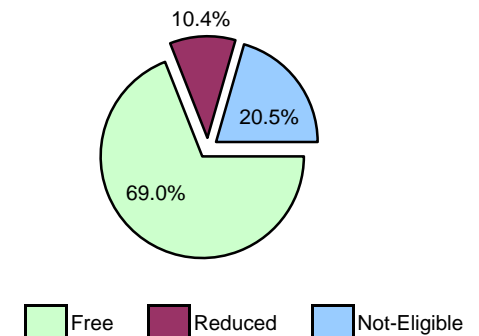
## Financial:

Foundation Grant (06-07): \$7,385  
Fund Balance (06-07): \$19,971  
Percent Operating Expenditures Spent On Instruction (06-07): 46.8%

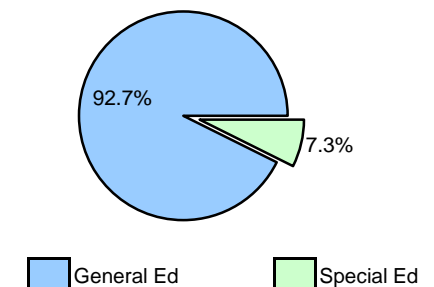
## Pupil Count Trend



## Free /Reduced Lunch Eligibility 2007-2008



## General and Special Ed Status 2007-2008



## Achievement (Percent Proficient on MEAP):

2007-2008	Academy	Detroit City School District	State Average
ELA 3	84.2%	62.4%	80.9%
ELA 4	69.2%	52.1%	76.3%
ELA 5	69.6%	51.0%	77.6%
ELA 6	81.6%	50.9%	79.6%
ELA 7	80.6%	41.9%	74.4%
ELA 8	91.8%	49.0%	75.3%
MME ELA		26.0%	52.3%
Math 3	92.2%	70.0%	90.2%
Math 4	83.3%	63.7%	85.8%
Math 5	60.9%	44.1%	74.2%
Math 6	81.8%	39.2%	72.7%
Math 7	75.0%	43.5%	72.7%
Math 8	83.6%	38.5%	71.6%
MME Math		14.3%	46.2%

## Academy Comments:

# Detroit Premier Academy

Grades in 2007-2008:

K-8, Spec

School Opened: 2005

Current Contract Term: 2005 through 2012

Mission Statement:

Educational Service Provider: National Heritage Academies

Authorizer: Grand Valley State University

Grades

K-8, Spec

Address

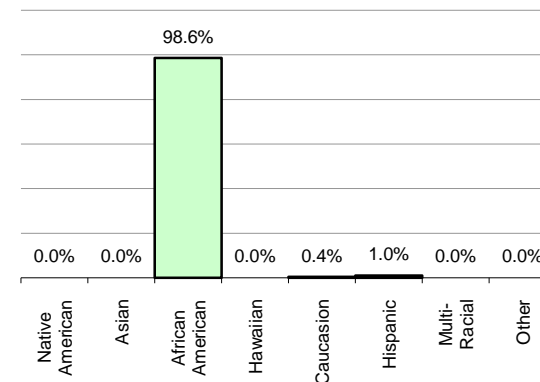
7781 Asbury Park, Detroit

Pupils  
07-08  
717

Ed YES!  
07-08  
B

NCLB Phase  
07-08  
Phase 0

Ethnicity  
2007-2008



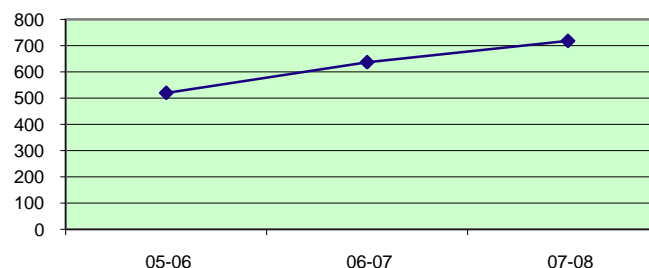
## Academic:

Instruction Type: Traditional  
Average Teacher Salary (06-07): \$38,335  
Teacher/Student Ratio (06-07): 1:25  
Attendance (07-08): 86.2%  
Graduation Rate (07-08): NA

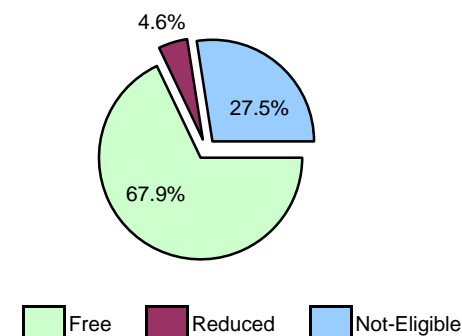
## Financial:

Foundation Grant (06-07): \$7,385  
Fund Balance (06-07): \$30,147  
Percent Operating Expenditures Spent On Instruction (06-07): 44.1%

Pupil Count Trend



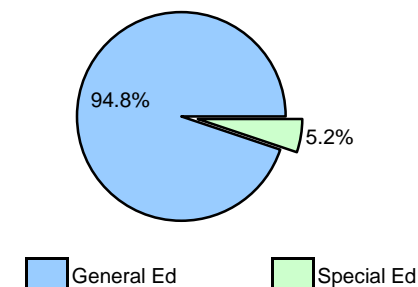
Free /Reduced Lunch Eligibility  
2007-2008



Achievement (Percent Proficient on MEAP):

2007-2008	Academy	Detroit City School District	State Average
ELA 3	59.2%	62.4%	80.9%
ELA 4	61.5%	52.1%	76.3%
ELA 5	63.0%	51.0%	77.6%
ELA 6	70.5%	50.9%	79.6%
ELA 7	64.5%	41.9%	74.4%
ELA 8	76.4%	49.0%	75.3%
MME ELA		26.0%	52.3%
Math 3	64.9%	70.0%	90.2%
Math 4	69.2%	63.7%	85.8%
Math 5	40.7%	44.1%	74.2%
Math 6	48.1%	39.2%	72.7%
Math 7	49.4%	43.5%	72.7%
Math 8	51.4%	38.5%	71.6%
MME Math		14.3%	46.2%

General and Special Ed Status  
2007-2008



## Academy Comments:



# Discovery Arts and Technology PSA

Grades in 2007-2008:

K-5, Spec

School Opened: 2005

Current Contract Term: 2005 through 2013

Mission Statement:

Educational Service Provider: Mosaica Education

Authorizer: Bay Mills Community College

Grades

K-5, Spec

Address

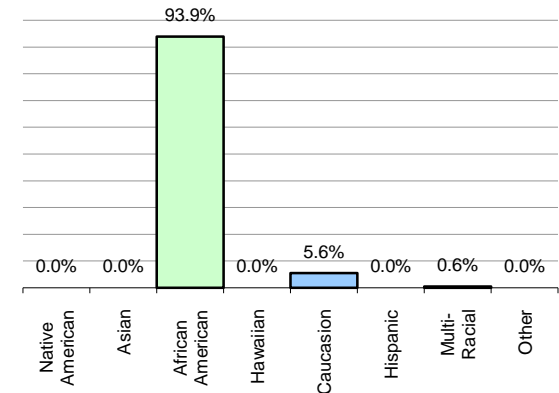
27355 Woodfield, Inkster

Pupils  
07-08  
179

Ed YES!  
07-08  
C

NCLB Phase  
07-08  
Phase 0

Ethnicity  
2007-2008



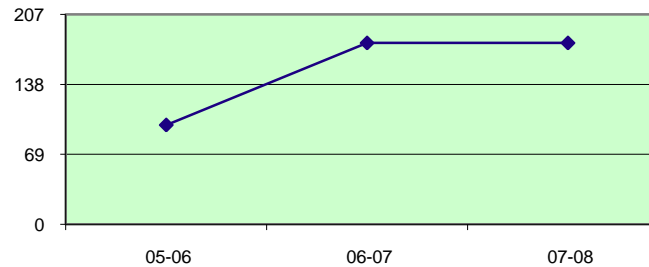
## Academic:

Instruction Type: Traditional  
Average Teacher Salary (06-07): \$41,528  
Teacher/Student Ratio (06-07): 1:26  
Attendance (07-08): 87.8%  
Graduation Rate (07-08): NA

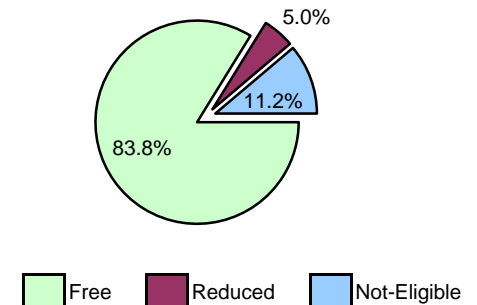
## Financial:

Foundation Grant (06-07): \$7,385  
Fund Balance (06-07): (\$203,871)  
Percent Operating Expenditures Spent On Instruction (06-07): 35.4%

Pupil Count Trend



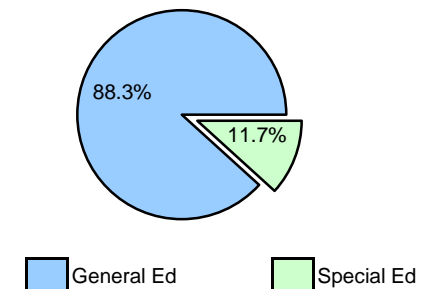
Free /Reduced Lunch Eligibility  
2007-2008



Achievement (Percent Proficient on MEAP):

2007-2008	Academy	wayne-westland Community School Dis	State Average
ELA 3	40.0%	79.1%	80.9%
ELA 4	22.7%	76.3%	76.3%
ELA 5	35.7%	79.7%	77.6%
ELA 6	33.3%	79.0%	79.6%
ELA 7		73.4%	74.4%
ELA 8		75.2%	75.3%
MME ELA		41.4%	52.3%
Math 3	55.0%	90.6%	90.2%
Math 4	38.1%	84.6%	85.8%
Math 5	21.4%	75.9%	74.2%
Math 6	14.3%	69.1%	72.7%
Math 7		71.1%	72.7%
Math 8		61.0%	71.6%
MME Math		30.0%	46.2%

General and Special Ed Status  
2007-2008



## Academy Comments:

# Discovery Elementary School

Grades in 2007-2008:

K-8, Spec

School Opened: 1996

Current Contract Term: 2008 through 2009

## Mission Statement:

The mission of the Discovery Elementary School is to prepare our children to meet the challenges of their world.

Educational Service Provider: Self-managed

Authorizer: Grand Valley State University

## Grades

K-8, Spec

## Address

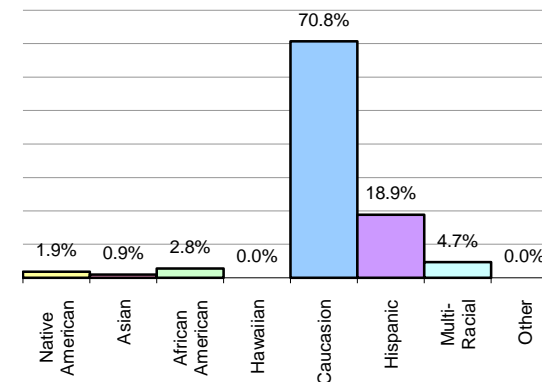
P.O. Box 990, Fennville

Pupils  
07-08  
106

Ed YES!  
07-08  
B

NCLB Phase  
07-08  
Phase 0

## Ethnicity 2007-2008



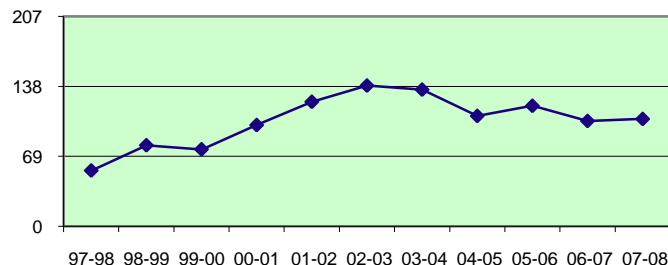
## Academic:

Instruction Type: Traditional  
Average Teacher Salary (06-07): \$36,219  
Teacher/Student Ratio (06-07): 1:18  
Attendance (07-08): 97.2%  
Graduation Rate (07-08): NA

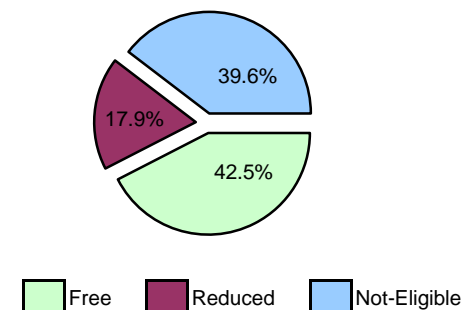
## Financial:

Foundation Grant (06-07): \$7,085  
Fund Balance (06-07): \$246,763  
Percent Operating Expenditures Spent On Instruction (06-07): 62.9%

## Pupil Count Trend



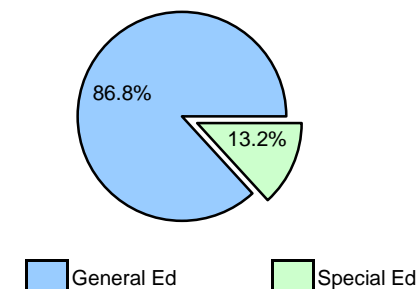
## Free /Reduced Lunch Eligibility 2007-2008



## Achievement (Percent Proficient on MEAP):

2007-2008	Academy	Fennville Public Schools	State Average
ELA 3	46.7%	76.9%	80.9%
ELA 4	71.4%	69.6%	76.3%
ELA 5	80.0%	76.4%	77.6%
ELA 6	41.7%	72.2%	79.6%
ELA 7	57.1%	55.0%	74.4%
ELA 8	83.3%	67.2%	75.3%
MME ELA		32.0%	52.3%
Math 3	84.6%	91.4%	90.2%
Math 4	100.0%	78.6%	85.8%
Math 5	60.0%	81.3%	74.2%
Math 6	36.4%	64.8%	72.7%
Math 7	57.1%	69.0%	72.7%
Math 8	63.6%	71.0%	71.6%
MME Math		37.0%	46.2%

## General and Special Ed Status 2007-2008



## Academy Comments:

# Dove Academy of Detroit

Grades in 2007-2008:

K-6, Spec

School Opened: 1997 Current Contract Term: 2007 through 2012

## Mission Statement:

The mission of the academy is to educate all students so they can effectively, efficiently, and successfully communicate (read, write, speak, listen, view, and represent) and solve complex mathematical challenges. Other content subjects such as science and social sciences are taught through the reading and math curriculum and its focus on the mastery of informational reading and problem-solving.

Educational Service Provider: Schoolhouse Services & Staffing

Authorizer: Oakland University

Grades

K-6, Spec

Address

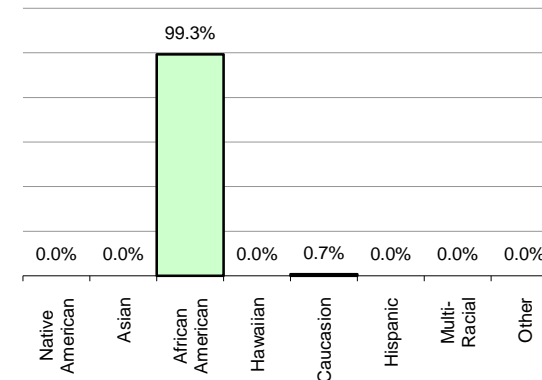
8210 Rolyat, Detroit

Pupils  
07-08  
437

Ed YES!  
07-08  
B

NCLB Phase  
07-08  
Phase 0

## Ethnicity 2007-2008



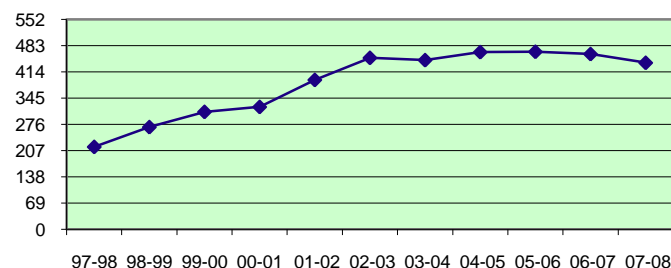
## Academic:

Instruction Type: Traditional  
Average Teacher Salary (06-07): \$41,730  
Teacher/Student Ratio (06-07): 1:18  
Attendance (07-08): 92.9%  
Graduation Rate (07-08): NA

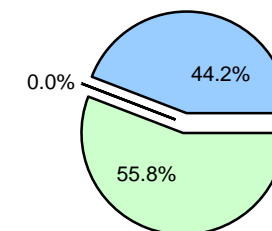
## Financial:

Foundation Grant (06-07): \$7,385  
Fund Balance (06-07): \$429,701  
Percent Operating Expenditures Spent On Instruction (06-07): 50.1%

## Pupil Count Trend



## Free /Reduced Lunch Eligibility 2007-2008

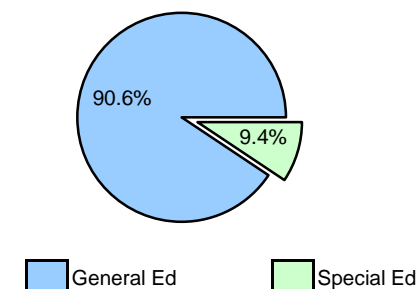


## Achievement (Percent Proficient on MEAP):

2007-2008	Academy	Detroit City School District	State Average
ELA 3	75.8%	62.4%	80.9%
ELA 4	64.0%	52.1%	76.3%
ELA 5	53.3%	51.0%	77.6%
ELA 6	63.6%	50.9%	79.6%
ELA 7		41.9%	74.4%
ELA 8		49.0%	75.3%
MME ELA		26.0%	52.3%
Math 3	88.7%	70.0%	90.2%
Math 4	84.0%	63.7%	85.8%
Math 5	85.4%	44.1%	74.2%
Math 6	54.5%	39.2%	72.7%
Math 7		43.5%	72.7%
Math 8		38.5%	71.6%
MME Math		14.3%	46.2%

Free Reduced Not-Eligible

## General and Special Ed Status 2007-2008



## Academy Comments:

# Dr. Charles Drew Academy

Grades in 2007-2008:

K-8, Spec

School Opened: 2005

Current Contract Term: 2005 through 2010

Mission Statement:

Educational Service Provider: Varner & Associates

Authorizer: Central Michigan University

Grades

K-8, Spec

Address

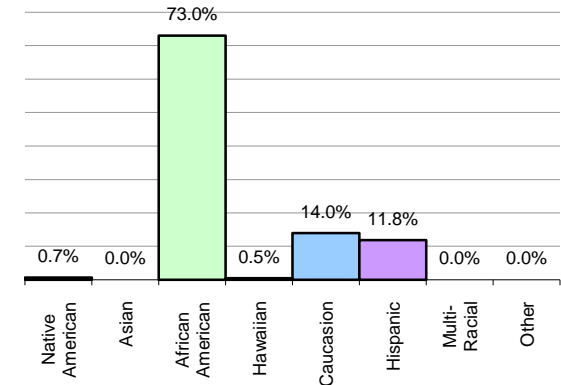
50 W. Josephine, Ecorse

Pupils  
07-08  
422

Ed YES!  
07-08  
C

NCLB Phase  
07-08  
Phase 0

Ethnicity  
2007-2008



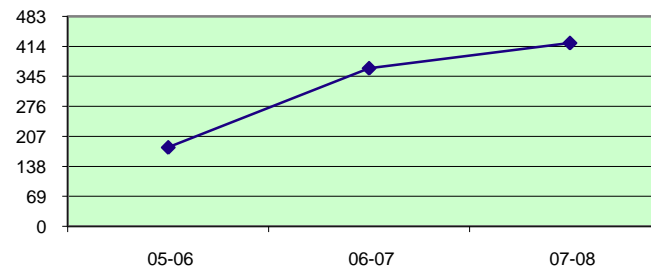
## Academic:

Instruction Type: General  
Average Teacher Salary (06-07): \$28,754  
Teacher/Student Ratio (06-07): 1:22  
Attendance (07-08): 90.6%  
Graduation Rate (07-08): NA

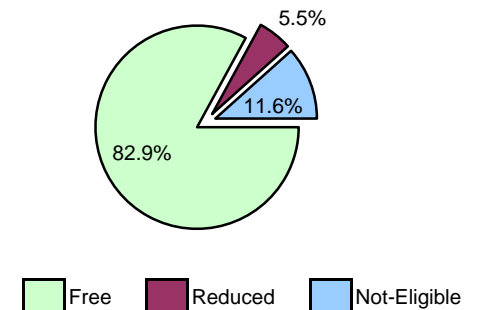
## Financial:

Foundation Grant (06-07): \$7,385  
Fund Balance (06-07): \$147,847  
Percent Operating Expenditures Spent On Instruction (06-07): 40.6%

Pupil Count Trend



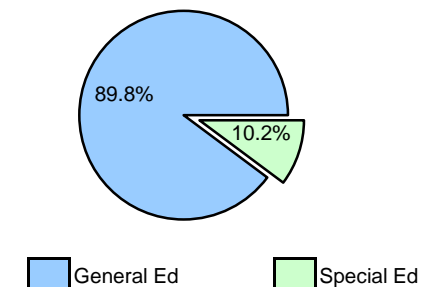
Free /Reduced Lunch Eligibility  
2007-2008



Achievement (Percent Proficient on MEAP):

2007-2008	Academy	Ecorse Public School District	State Average
ELA 3	42.9%	55.4%	80.9%
ELA 4	45.2%	76.6%	76.3%
ELA 5	50.0%	71.1%	77.6%
ELA 6	46.3%	73.5%	79.6%
ELA 7	47.1%	72.7%	74.4%
ELA 8	47.8%	47.1%	75.3%
MME ELA		10.7%	52.3%
Math 3	42.9%	65.3%	90.2%
Math 4	54.8%	84.4%	85.8%
Math 5	52.0%	73.5%	74.2%
Math 6	28.6%	65.2%	72.7%
Math 7	34.4%	54.4%	72.7%
Math 8	26.3%	27.3%	71.6%
MME Math		3.4%	46.2%

General and Special Ed Status  
2007-2008



## Academy Comments:

# Eagle Crest Charter Academy

Grades in 2007-2008:

K-8, Spec

**School Opened:** 1997 **Current Contract Term:** 2002 through 2009

## Mission Statement:

The staff, parents and board members of Eagle Crest Charter Academy accept the responsibility to develop students of high moral character, who attain a mastery level of the basics, are superb communicators, and will have a solid foundation for life-long learning.

**Educational Service Provider:** National Heritage Academies

**Authorizer:** Central Michigan University

**Grades**

K-8, Spec

**Address**

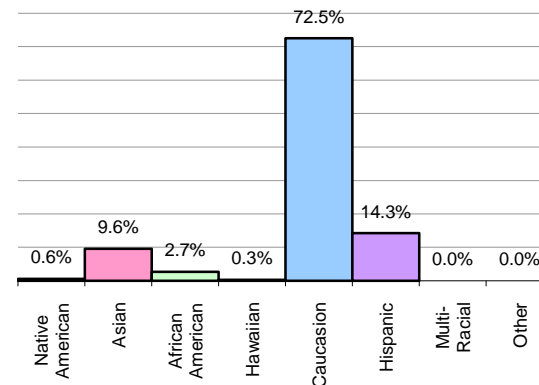
11950 Riley Street, Holland

**Pupils**  
**07-08**  
666

**Ed YES!**  
**07-08**  
A

**NCLB Phase**  
**07-08**  
Phase 0

**Ethnicity**  
**2007-2008**



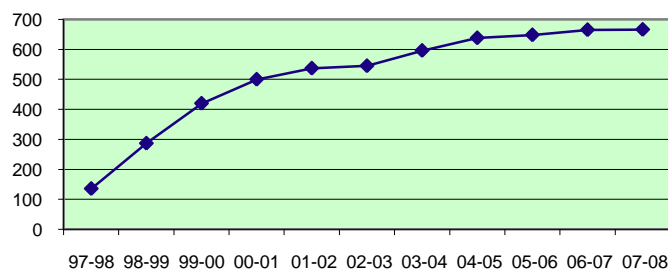
## Academic:

Instruction Type: Traditional  
Average Teacher Salary (06-07): \$42,503  
Teacher/Student Ratio (06-07): 1:22  
Attendance (07-08): 95.3%  
Graduation Rate (07-08): NA

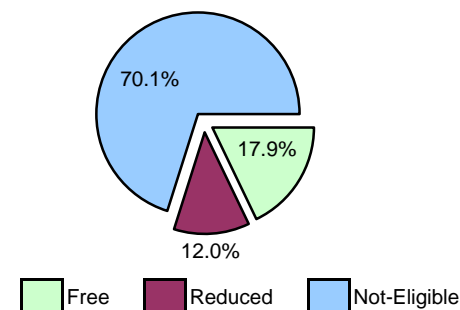
## Financial:

Foundation Grant (06-07): \$7,085  
Fund Balance (06-07): \$21,465  
Percent Operating Expenditures Spent On Instruction (06-07): 44.2%

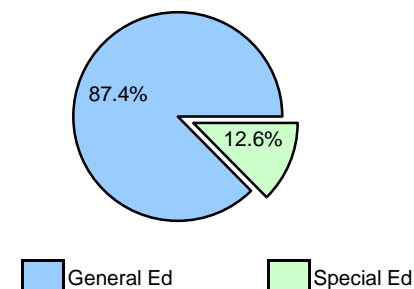
**Pupil Count Trend**



**Free /Reduced Lunch Eligibility**  
**2007-2008**



**General and Special Ed Status**  
**2007-2008**



**Achievement (Percent Proficient on MEAP):**

2007-2008	Academy	West Ottawa Public School District	State Average
ELA 3	91.7%	82.9%	80.9%
ELA 4	93.2%	81.6%	76.3%
ELA 5	95.9%	80.0%	77.6%
ELA 6	96.0%	81.7%	79.6%
ELA 7	89.7%	82.2%	74.4%
ELA 8	95.8%	77.7%	75.3%
MME ELA		57.3%	52.3%
Math 3	98.6%	91.0%	90.2%
Math 4	95.9%	89.4%	85.8%
Math 5	89.2%	79.2%	74.2%
Math 6	92.0%	73.6%	72.7%
Math 7	87.9%	79.0%	72.7%
Math 8	93.8%	79.4%	71.6%
MME Math		61.5%	46.2%

## Academy Comments:

# Eastern Washtenaw Multicultural Academy

Grades in 2007-2008: K-10, Spec

School Opened: 2004

Current Contract Term: 2004 through 2012

Mission Statement:

Educational Service Provider: Helicon Associates

Authorizer: Bay Mills Community College

Grades  
K-10, Spec

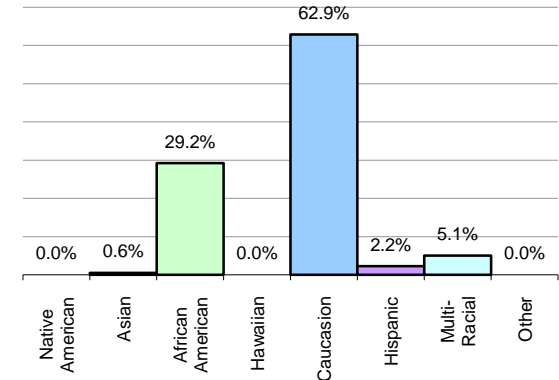
Address  
5550 Platt Road, Ann Arbor

Pupils  
07-08  
178

Ed YES!  
07-08  
B

NCLB Phase  
07-08  
Phase 0

Ethnicity  
2007-2008



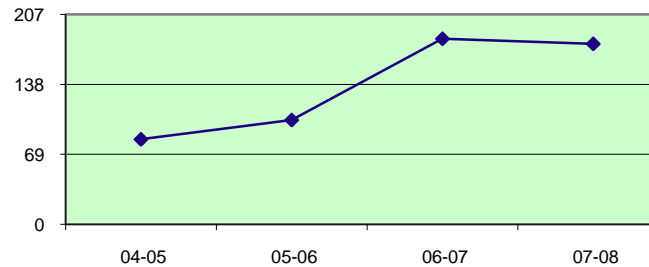
## Academic:

Instruction Type: Traditional  
Average Teacher Salary (06-07): \$31,829  
Teacher/Student Ratio (06-07): 1:18  
Attendance (07-08): 96.5%  
Graduation Rate (07-08): NA

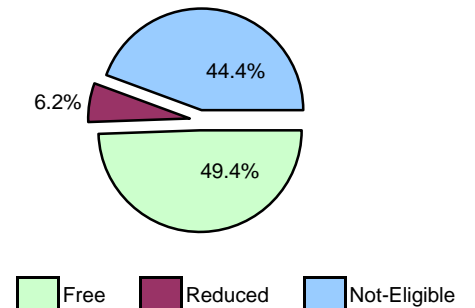
## Financial:

Foundation Grant (06-07): \$7,385  
Fund Balance (06-07): \$36,237  
Percent Operating Expenditures Spent On Instruction (06-07): 42.9%

Pupil Count Trend



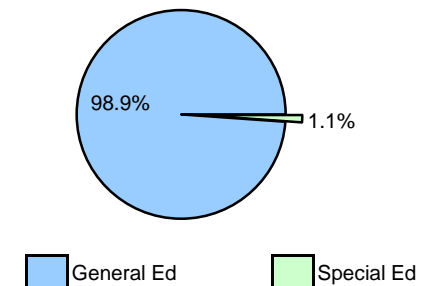
Free /Reduced Lunch Eligibility  
2007-2008



Achievement (Percent Proficient on MEAP):

2007-2008	Academy	Ann Arbor Public Schools	State Average
ELA 3	69.2%	90.9%	80.9%
ELA 4	54.5%	87.3%	76.3%
ELA 5	38.9%	88.2%	77.6%
ELA 6	75.0%	91.1%	79.6%
ELA 7	47.1%	88.8%	74.4%
ELA 8	61.5%	88.2%	75.3%
MME ELA		73.1%	52.3%
Math 3	92.3%	96.3%	90.2%
Math 4	72.7%	93.7%	85.8%
Math 5	66.7%	90.7%	74.2%
Math 6	87.5%	86.8%	72.7%
Math 7	31.3%	87.5%	72.7%
Math 8	61.5%	87.7%	71.6%
MME Math		70.7%	46.2%

General and Special Ed Status  
2007-2008



## Academy Comments:

# Eaton Academy

Grades in 2007-2008: K-6, 9-12, Spec

School Opened: 1996 Current Contract Term: 2006 through 2009

## Mission Statement:

The mission of Eaton Academy is to encourage educators, family, community, and business partners to contribute to students' education utilizing academic skills, creativity, and technology through well-defined academic achievement goals and behavior expectations that will lead to life-long learning and/or continuing education.

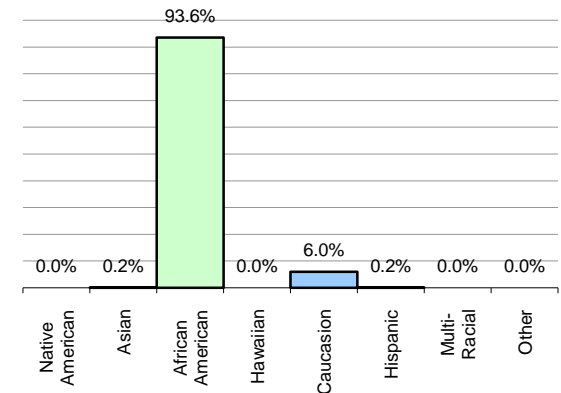
Educational Service Provider: Schoolhouse Services & Staffing

Authorizer: Central Michigan University

Pupils 07-08: 481  
Ed YES! 07-08: C  
NCLB Phase 07-08: Phase 0

Grades: K-6, 9-12, Spec  
Address: 21450 Universal Avenue, Eastpointe

## Ethnicity 2007-2008



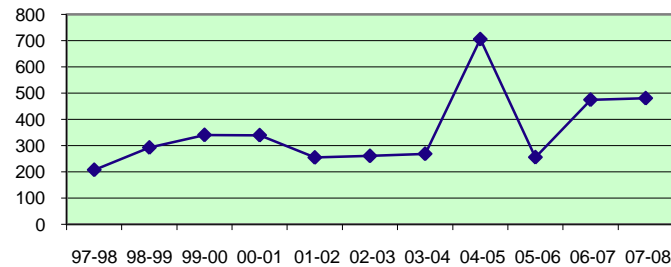
## Academic:

Instruction Type: Traditional/Vocational  
Average Teacher Salary (06-07): \$45,504  
Teacher/Student Ratio (06-07): 1:23  
Attendance (07-08): 93.0%  
Graduation Rate (07-08): 80.0%

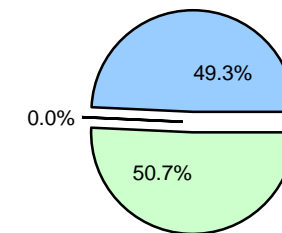
## Financial:

Foundation Grant (06-07): \$7,385  
Fund Balance (06-07): \$1,097,819  
Percent Operating Expenditures Spent On Instruction (06-07): 44.6%

## Pupil Count Trend

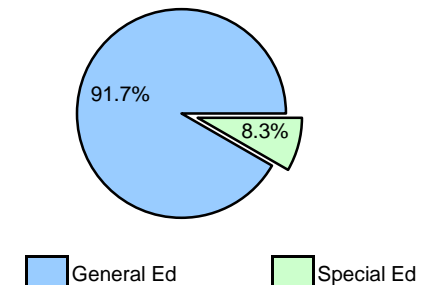


## Free /Reduced Lunch Eligibility 2007-2008



Free Reduced Not-Eligible

## General and Special Ed Status 2007-2008



## Achievement (Percent Proficient on MEAP):

2007-2008	Academy	Detroit City School District	State Average
ELA 3	70.8%	62.4%	80.9%
ELA 4	28.0%	52.1%	76.3%
ELA 5	50.0%	51.0%	77.6%
ELA 6	87.0%	50.9%	79.6%
ELA 7		41.9%	74.4%
ELA 8		49.0%	75.3%
MME ELA	7.4%	26.0%	52.3%
Math 3	70.8%	70.0%	90.2%
Math 4	60.0%	63.7%	85.8%
Math 5	50.0%	44.1%	74.2%
Math 6	37.5%	39.2%	72.7%
Math 7		43.5%	72.7%
Math 8		38.5%	71.6%
MME Math	14.8%	14.3%	46.2%

## Academy Comments:



# Edison Public School Academy

Grades in 2007-2008:

K-8, Spec

School Opened: 1998

Current Contract Term: 2006 through 2012

## Mission Statement:

The academy is fostering in every student an appreciation of the arts and an abiding commitment to personal fitness, a deep rooted understanding of right and wrong, a sense of satisfaction stemming from tough challenges and a desire to participate responsibly in a free and democratic society

Educational Service Provider: Self-managed

Authorizer: Oakland University

## Grades

K-8, Spec

## Address

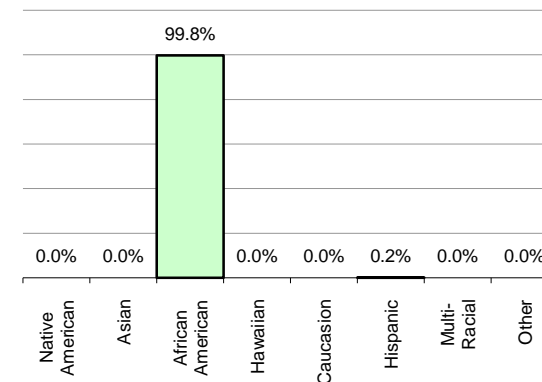
1903 Wilkins Street, Detroit

Pupils  
07-08  
1085

Ed YES!  
07-08  
B

NCLB Phase  
07-08  
Phase 0

## Ethnicity 2007-2008



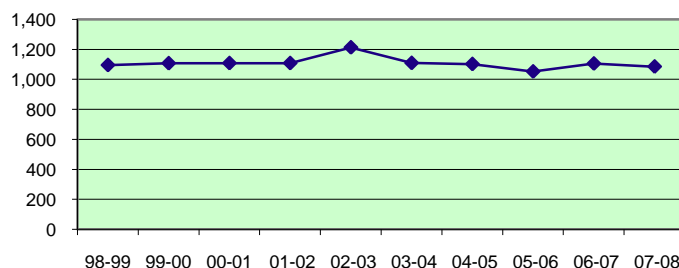
## Academic:

Instruction Type: Traditional  
Average Teacher Salary (06-07): \$45,114  
Teacher/Student Ratio (06-07): 1:24  
Attendance (07-08): 95.9%  
Graduation Rate (07-08): NA

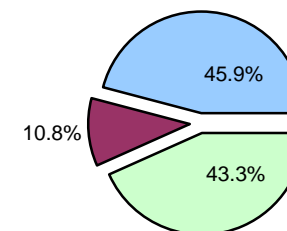
## Financial:

Foundation Grant (06-07): \$7,385  
Fund Balance (06-07): \$1,412,930  
Percent Operating Expenditures Spent On Instruction (06-07): 41.6%

## Pupil Count Trend



## Free /Reduced Lunch Eligibility 2007-2008

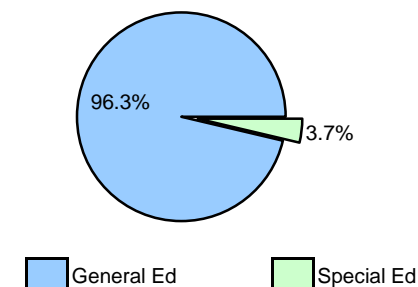


## Achievement (Percent Proficient on MEAP):

2007-2008	Academy	Detroit City School District	State Average
ELA 3	76.4%	62.4%	80.9%
ELA 4	77.4%	52.1%	76.3%
ELA 5	82.4%	51.0%	77.6%
ELA 6	85.1%	50.9%	79.6%
ELA 7	78.1%	41.9%	74.4%
ELA 8	86.2%	49.0%	75.3%
MME ELA		26.0%	52.3%
Math 3	91.5%	70.0%	90.2%
Math 4	89.7%	63.7%	85.8%
Math 5	81.6%	44.1%	74.2%
Math 6	84.2%	39.2%	72.7%
Math 7	86.0%	43.5%	72.7%
Math 8	71.6%	38.5%	71.6%
MME Math		14.3%	46.2%

Free Reduced Not-Eligible

## General and Special Ed Status 2007-2008



## Academy Comments:

# Edison-Oakland Public School Academy

Grades in 2007-2008:

K-7, Spec

School Opened: 1999

Current Contract Term: 2004 through 2009

## Mission Statement:

Edison Oakland Public School Academy lights the way to your child's bright future.

Educational Service Provider: Edison Schools

Authorizer: Eastern Michigan University

## Grades

K-7, Spec

## Address

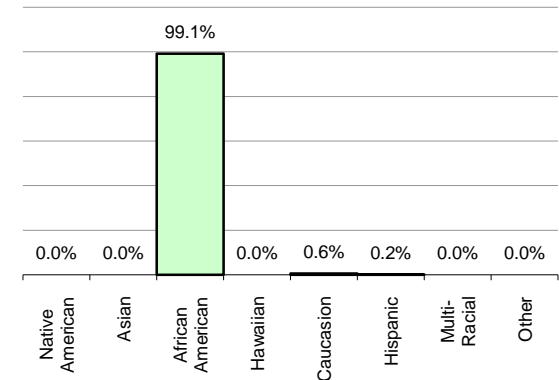
22111 Woodward Avenue, Ferndale

Pupils  
07-08  
932

Ed YES!  
07-08  
B

NCLB Phase  
07-08  
Phase 0

## Ethnicity 2007-2008



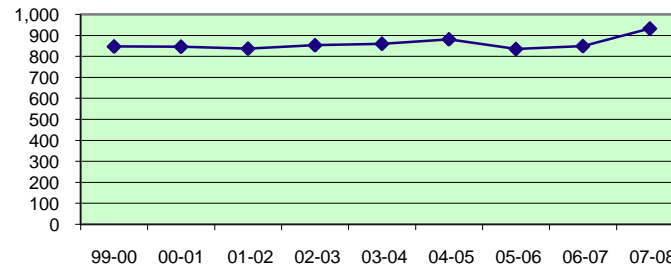
## Academic:

Instruction Type: Traditional  
Average Teacher Salary (06-07): \$48,005  
Teacher/Student Ratio (06-07): 1:28  
Attendance (07-08): 94.0%  
Graduation Rate (07-08): NA

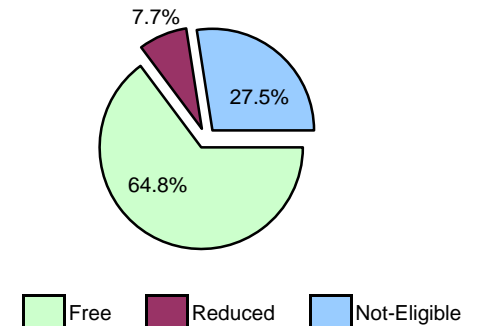
## Financial:

Foundation Grant (06-07): \$7,385  
Fund Balance (06-07): \$906,971  
Percent Operating Expenditures Spent On Instruction (06-07): 48.1%

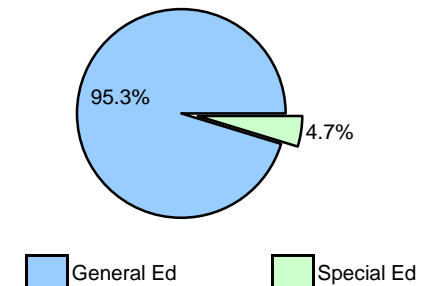
## Pupil Count Trend



## Free /Reduced Lunch Eligibility 2007-2008



## General and Special Ed Status 2007-2008



## Achievement (Percent Proficient on MEAP):

2007-2008	Academy	Ferndale Public Schools	State Average
ELA 3	72.5%	80.4%	80.9%
ELA 4	60.8%	70.4%	76.3%
ELA 5	72.0%	63.1%	77.6%
ELA 6	67.3%	77.4%	79.6%
ELA 7	64.2%	66.9%	74.4%
ELA 8		64.5%	75.3%
MME ELA		34.1%	52.3%
Math 3	87.7%	84.9%	90.2%
Math 4	76.4%	80.0%	85.8%
Math 5	70.4%	66.9%	74.2%
Math 6	57.3%	77.8%	72.7%
Math 7	61.7%	70.7%	72.7%
Math 8		70.8%	71.6%
MME Math		21.4%	46.2%

## Academy Comments:

# El-Hajj Malik El-Shabazz Academy

Grades in 2007-2008: K-6, Spec, PK

School Opened: 1995 Current Contract Term: 2007 through 2012

## Mission Statement:

We at El-Hajj Malik El-Shabazz Public School Academy believe that our students are learners who can reach their full potential in a supportive and safe environment that is conducive to learning.

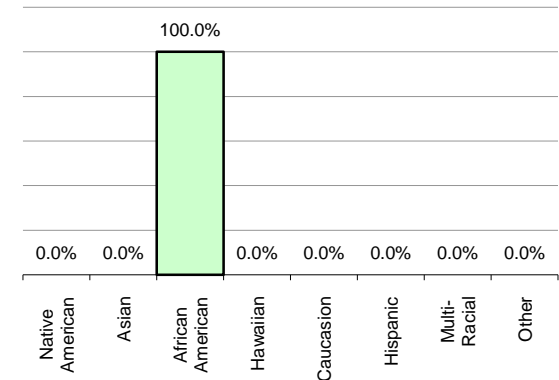
Educational Service Provider: Self-managed

Authorizer: Central Michigan University

Grades: K-6, Spec, PK  
Address: 1028 W. Barnes Avenue, Lansing

Pupils 07-08: 295  
Ed YES! 07-08: C  
NCLB Phase 07-08: Phase 0

## Ethnicity 2007-2008



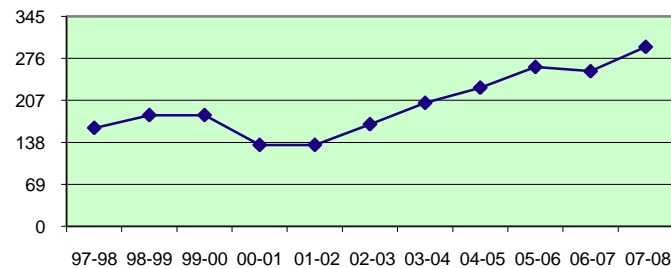
## Academic:

Instruction Type: General  
Average Teacher Salary (06-07): \$40,237  
Teacher/Student Ratio (06-07): 1:33  
Attendance (07-08): 89.8%  
Graduation Rate (07-08): NA

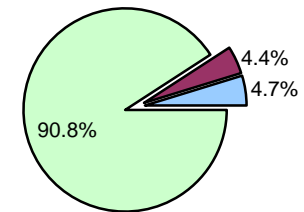
## Financial:

Foundation Grant (06-07): \$7,385  
Fund Balance (06-07): \$301,813  
Percent Operating Expenditures Spent On Instruction (06-07): 57.3%

## Pupil Count Trend



## Free /Reduced Lunch Eligibility 2007-2008

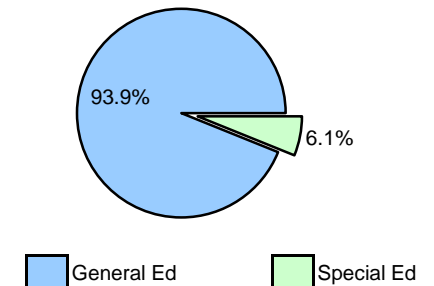


## Achievement (Percent Proficient on MEAP):

2007-2008	Academy	Lansing Public School District	State Average
ELA 3	74.4%	79.0%	80.9%
ELA 4	45.9%	69.2%	76.3%
ELA 5	56.8%	70.7%	77.6%
ELA 6	71.4%	62.9%	79.6%
ELA 7		53.1%	74.4%
ELA 8		50.8%	75.3%
MME ELA		35.1%	52.3%
Math 3	87.2%	85.4%	90.2%
Math 4	44.4%	81.0%	85.8%
Math 5	52.6%	62.3%	74.2%
Math 6	81.0%	53.4%	72.7%
Math 7		48.7%	72.7%
Math 8		42.9%	71.6%
MME Math		28.1%	46.2%

Free Reduced Not-Eligible

## General and Special Ed Status 2007-2008



## Academy Comments:

# Endeavor Charter Academy

Grades in 2007-2008:

K-8, Spec

**School Opened:** 1998 **Current Contract Term:** 2008 through 2015

## Mission Statement:

Working in partnership with parents and community, the Endeavor Charter Academy will offer a challenging, character-based education.

**Educational Service Provider:** National Heritage Academies

**Authorizer:** Grand Valley State University

## Grades

K-8, Spec

## Address

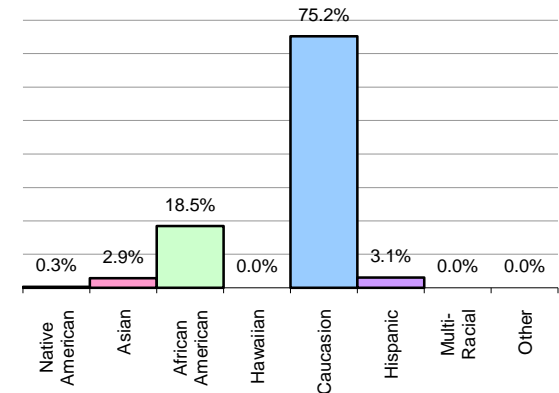
380 North Helmer Road, Springfield

**Pupils  
07-08**  
654

**Ed YES!  
07-08**  
A

**NCLB Phase  
07-08**  
Phase 0

## Ethnicity 2007-2008



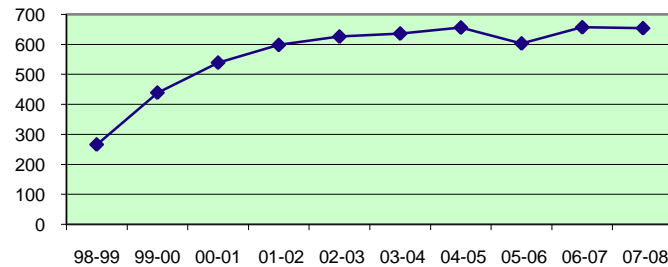
## Academic:

Instruction Type: Traditional  
Average Teacher Salary (06-07): \$35,078  
Teacher/Student Ratio (06-07): 1:20  
Attendance (07-08): 94.4%  
Graduation Rate (07-08): NA

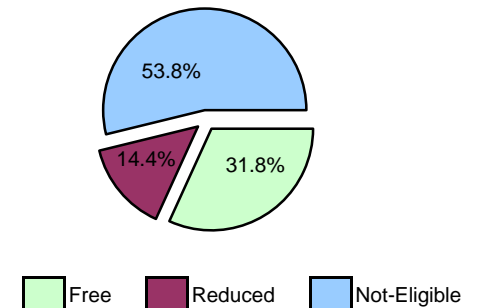
## Financial:

Foundation Grant (06-07): \$7,309  
Fund Balance (06-07): \$44,952  
Percent Operating Expenditures Spent On Instruction (06-07): 40.9%

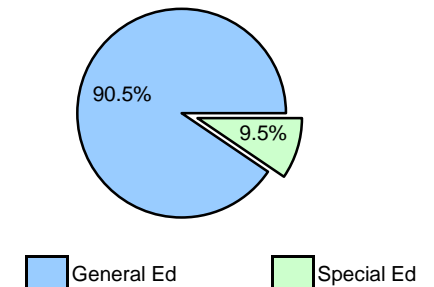
## Pupil Count Trend



## Free /Reduced Lunch Eligibility 2007-2008



## General and Special Ed Status 2007-2008



## Achievement (Percent Proficient on MEAP):

2007-2008	Academy	Battle Creek Public Schools	State Average
ELA 3	87.3%	71.2%	80.9%
ELA 4	70.1%	64.1%	76.3%
ELA 5	85.1%	66.1%	77.6%
ELA 6	78.6%	67.1%	79.6%
ELA 7	83.1%	61.7%	74.4%
ELA 8	80.7%	57.2%	75.3%
MME ELA		22.6%	52.3%
Math 3	92.5%	87.3%	90.2%
Math 4	72.7%	74.4%	85.8%
Math 5	80.6%	54.7%	74.2%
Math 6	70.2%	47.6%	72.7%
Math 7	81.7%	46.9%	72.7%
Math 8	78.9%	48.8%	71.6%
MME Math		18.8%	46.2%

## Academy Comments:

# Excel Charter Academy

Grades in 2007-2008:

K-8, Spec

**School Opened:** 1995 **Current Contract Term:** 2005 through 2012

## Mission Statement:

Excel Charter Academy works diligently to pursue our goals of high moral character and academic excellence.

**Educational Service Provider:** National Heritage Academies

**Authorizer:** Grand Valley State University

## Grades

K-8, Spec

## Address

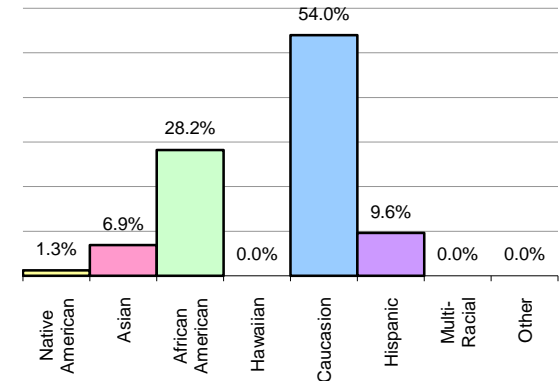
4201 Breton Road SE, Grand Rapids

**Pupils  
07-08**  
708

**Ed YES!  
07-08**  
A

**NCLB Phase  
07-08**  
Phase 0

## Ethnicity 2007-2008



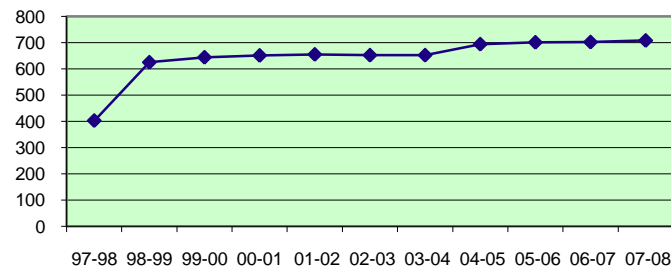
## Academic:

Instruction Type: Traditional  
Average Teacher Salary (06-07): \$44,555  
Teacher/Student Ratio (06-07): 1:23  
Attendance (07-08): 95.4%  
Graduation Rate (07-08): NA

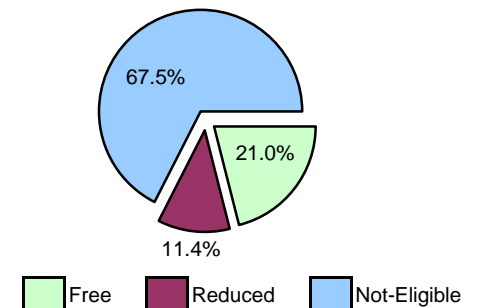
## Financial:

Foundation Grant (06-07): \$7,362  
Fund Balance (06-07): \$35,401  
Percent Operating Expenditures Spent On Instruction (06-07): 41.9%

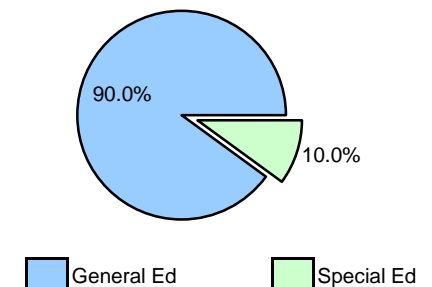
## Pupil Count Trend



## Free /Reduced Lunch Eligibility 2007-2008



## General and Special Ed Status 2007-2008



## Achievement (Percent Proficient on MEAP):

2007-2008	Academy	Kentwood Public Schools	State Average
ELA 3	95.8%	88.1%	80.9%
ELA 4	78.4%	81.7%	76.3%
ELA 5	86.7%	86.9%	77.6%
ELA 6	85.1%	84.3%	79.6%
ELA 7	82.4%	73.2%	74.4%
ELA 8	82.1%	74.0%	75.3%
MME ELA		48.9%	52.3%
Math 3	98.6%	95.9%	90.2%
Math 4	87.8%	91.3%	85.8%
Math 5	93.3%	84.3%	74.2%
Math 6	78.4%	76.1%	72.7%
Math 7	78.4%	68.6%	72.7%
Math 8	82.1%	64.8%	71.6%
MME Math		48.0%	46.2%

## Academy Comments:

# Flagship Charter Academy

Grades in 2007-2008:

K-5, Spec

School Opened: 2007 Current Contract Term: 2007 through 2012

## Mission Statement:

Flagship Charter Academy will challenge each child to achieve College Opportunity as identified by the ACT test. With support from parents, staff and the community we will prepare students to become lifelong learners, critical thinkers, and productive citizens. We will obtain our goal by maintaining high engagement and meeting the needs of our individual students.

Educational Service Provider: National Heritage Academies

Authorizer: Central Michigan University

Grades

K-5, Spec

Address

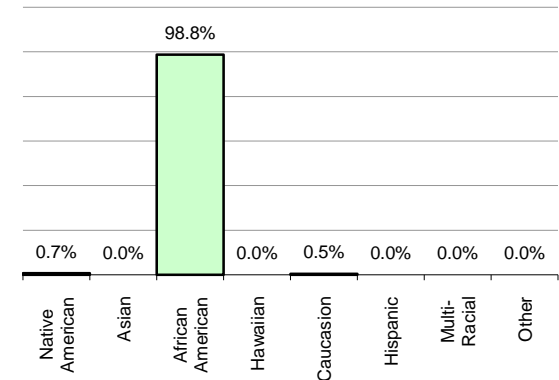
8735 Schoolcraft, Detroit

Pupils  
07-08  
402

Ed YES!  
07-08  
No Grade

NCLB Phase  
07-08  
Phase 0

Ethnicity  
2007-2008



## Academic:

Instruction Type:

Progressive

Average Teacher Salary (06-07):

NDA\*

Teacher/Student Ratio (06-07):

NDA\*

Attendance (07-08):

NDA\*

Graduation Rate (07-08):

NDA\*

## Financial:

Foundation Grant (06-07):

NDA\*

Fund Balance (06-07):

NDA\*

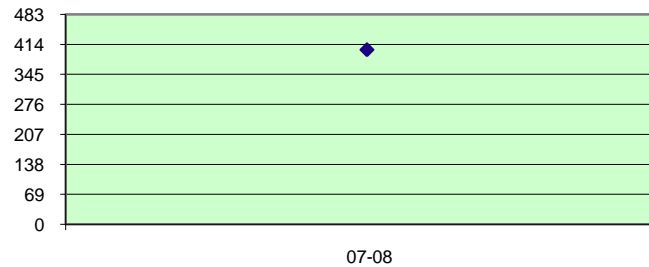
Percent Operating Expenditures

NDA\*

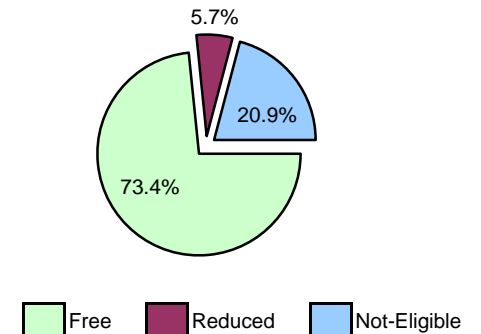
Spent On Instruction (06-07):

NDA\*

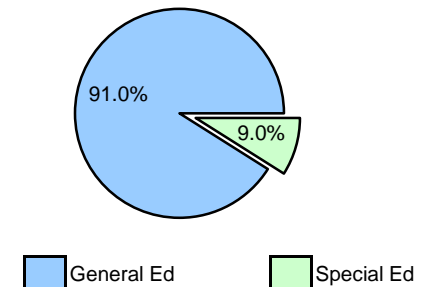
Pupil Count Trend



Free /Reduced Lunch Eligibility  
2007-2008



General and Special Ed Status  
2007-2008



Achievement (Percent Proficient on MEAP):

2007-2008	Academy	Detroit City School District	State Average
ELA 3	52.1%	62.4%	80.9%
ELA 4	26.9%	52.1%	76.3%
ELA 5	45.5%	51.0%	77.6%
ELA 6		50.9%	79.6%
ELA 7		41.9%	74.4%
ELA 8		49.0%	75.3%
MME ELA		26.0%	52.3%
Math 3	49.3%	70.0%	90.2%
Math 4	30.8%	63.7%	85.8%
Math 5	20.0%	44.1%	74.2%
Math 6		39.2%	72.7%
Math 7		43.5%	72.7%
Math 8		38.5%	71.6%
MME Math		14.3%	46.2%

## Academy Comments:

# Fortis Academy

Grades in 2007-2008:

K-7, Spec

School Opened: 2004

Current Contract Term: 2004 through 2012

Mission Statement:

Educational Service Provider: National Heritage Academies

Authorizer: Bay Mills Community College

Grades

K-7, Spec

Address

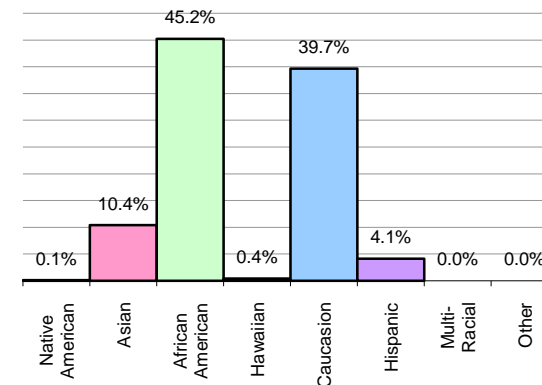
3875 Golfside Drive, Ypsilanti

Pupils  
07-08  
701

Ed YES!  
07-08  
A

NCLB Phase  
07-08  
Phase 0

Ethnicity  
2007-2008



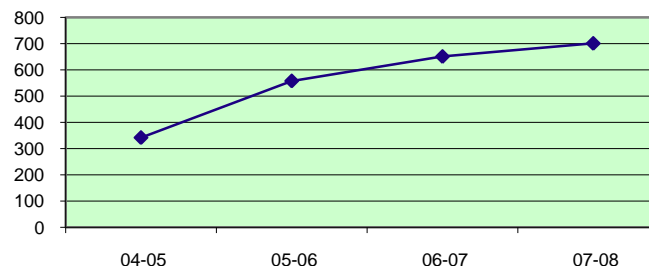
## Academic:

Instruction Type: Traditional  
Average Teacher Salary (06-07): \$45,552  
Teacher/Student Ratio (06-07): 1:26  
Attendance (07-08): 94.9%  
Graduation Rate (07-08): NA

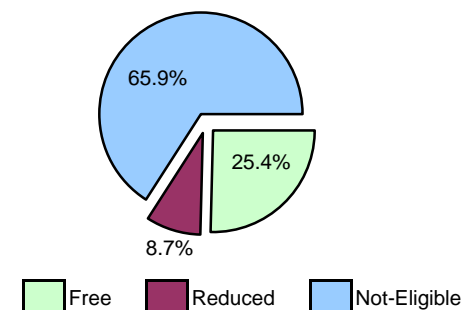
## Financial:

Foundation Grant (06-07): \$7,385  
Fund Balance (06-07): \$34,058  
Percent Operating Expenditures Spent On Instruction (06-07): 39.6%

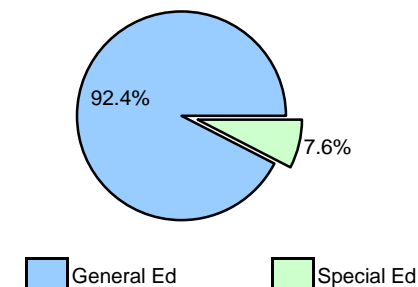
Pupil Count Trend



Free /Reduced Lunch Eligibility  
2007-2008



General and Special Ed Status  
2007-2008



Achievement (Percent Proficient on MEAP):

2007-2008	Academy	School District Of Ypsilanti	State Average
ELA 3	84.4%	69.0%	80.9%
ELA 4	83.5%	60.9%	76.3%
ELA 5	81.1%	69.4%	77.6%
ELA 6	75.3%	69.0%	79.6%
ELA 7	78.7%	62.5%	74.4%
ELA 8	91.4%	56.9%	75.3%
MME ELA		33.3%	52.3%
Math 3	97.8%	75.2%	90.2%
Math 4	88.6%	73.1%	85.8%
Math 5	85.1%	65.6%	74.2%
Math 6	72.8%	57.3%	72.7%
Math 7	72.1%	57.4%	72.7%
Math 8	80.0%	55.9%	71.6%
MME Math		31.5%	46.2%

## Academy Comments:



# Francis Reh PSA

Grades in 2007-2008:

K-8, Spec

**School Opened:** 1998 **Current Contract Term:** 2008 through 2011

## Mission Statement:

Knowing and believing that all students can achieve, Francis Reh Public School Academy aspires to provide a safe, nurturing, academically challenging environment in cooperation with parents and community members. The academy encourages personal responsibility, social development and sound character, creating productive citizens in a changing, technological, global society.

**Educational Service Provider:** Leona Group

**Authorizer:** Ferris State University

**Grades**

K-8, Spec

**Address**

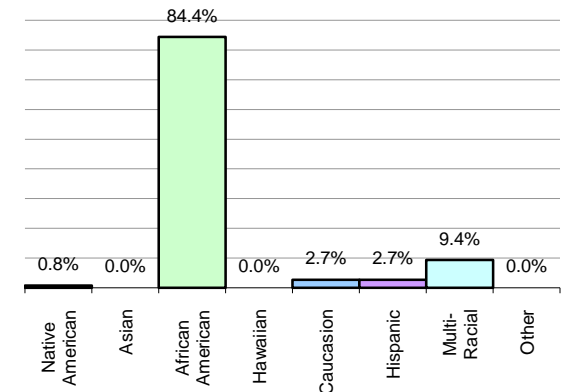
2201 Owen Street, Saginaw

**Pupils  
07-08**  
256

**Ed YES!  
07-08**  
C

**NCLB Phase  
07-08**  
Phase 0

**Ethnicity  
2007-2008**



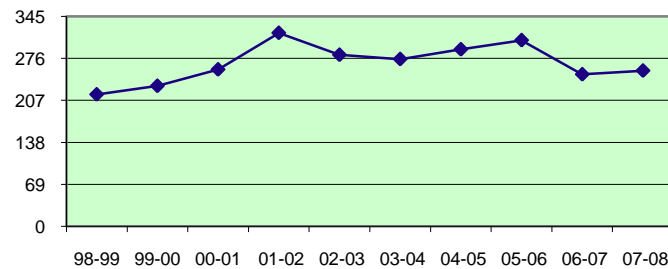
## Academic:

Instruction Type: Progressive  
Average Teacher Salary (06-07): \$35,559  
Teacher/Student Ratio (06-07): 1:17  
Attendance (07-08): 90.5%  
Graduation Rate (07-08): NA

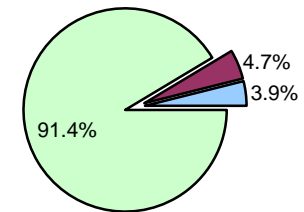
## Financial:

Foundation Grant (06-07): \$7,368  
Fund Balance (06-07): \$1,301,263  
Percent Operating Expenditures Spent On Instruction (06-07): 43.8%

**Pupil Count Trend**



**Free /Reduced Lunch Eligibility  
2007-2008**

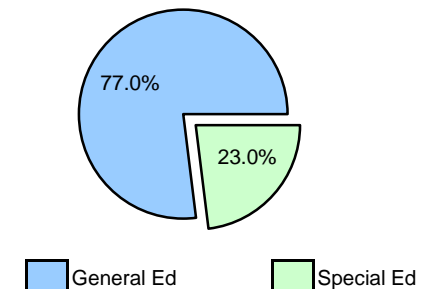


**Achievement (Percent Proficient on MEAP):**

2007-2008	Academy	Saginaw City School District	State Average
ELA 3	61.3%	72.5%	80.9%
ELA 4	33.3%	62.2%	76.3%
ELA 5	46.4%	64.4%	77.6%
ELA 6	41.4%	58.3%	79.6%
ELA 7	56.3%	46.8%	74.4%
ELA 8	77.8%	55.7%	75.3%
MME ELA		20.5%	52.3%
Math 3	83.9%	82.5%	90.2%
Math 4	50.0%	73.4%	85.8%
Math 5	59.3%	56.5%	74.2%
Math 6	39.3%	50.2%	72.7%
Math 7	43.8%	48.4%	72.7%
Math 8	57.1%	47.9%	71.6%
MME Math		14.4%	46.2%

Free Reduced Not-Eligible

**General and Special Ed Status  
2007-2008**



## Academy Comments:

# Frontier International Academy

Grades in 2007-2008: 6-12, Spec

School Opened: 2005 Current Contract Term: 2005 through 2013  
Mission Statement:

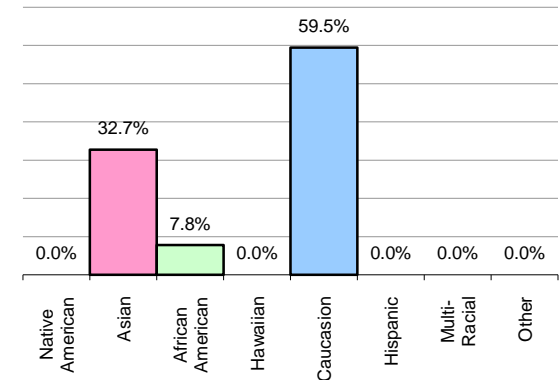
Educational Service Provider: Global Educational Excellence

Authorizer: Bay Mills Community College

Grades: 6-12, Spec Address: 2619 Florian Street, Hamtramck

Pupils 07-08: 267 Ed YES! 07-08: D-Alert NCLB Phase 07-08: Phase 0

Ethnicity 2007-2008



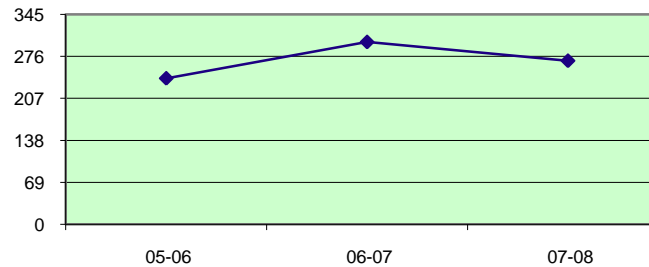
## Academic:

Instruction Type: Traditional  
Average Teacher Salary (06-07): \$51,932  
Teacher/Student Ratio (06-07): 1:24  
Attendance (07-08): 95.4%  
Graduation Rate (07-08): NA

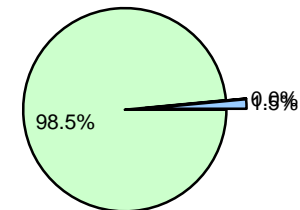
## Financial:

Foundation Grant (06-07): \$7,085  
Fund Balance (06-07): \$688,993  
Percent Operating Expenditures Spent On Instruction (06-07): 48.2%

Pupil Count Trend



Free /Reduced Lunch Eligibility 2007-2008

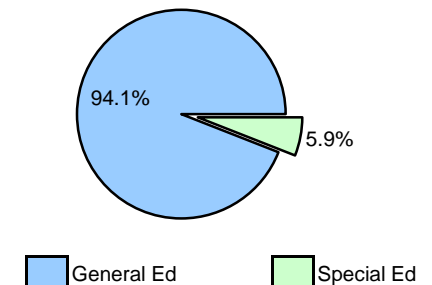


Achievement (Percent Proficient on MEAP):

2007-2008	Academy	Hamtramck Public Schools	State Average
ELA 3		64.7%	80.9%
ELA 4		51.3%	76.3%
ELA 5		56.1%	77.6%
ELA 6	45.5%	65.3%	79.6%
ELA 7	36.8%	62.0%	74.4%
ELA 8	62.0%	65.8%	75.3%
MME ELA	6.7%	23.3%	52.3%
Math 3		78.5%	90.2%
Math 4		67.0%	85.8%
Math 5		57.2%	74.2%
Math 6	83.3%	58.4%	72.7%
Math 7	42.1%	56.2%	72.7%
Math 8	47.1%	39.5%	71.6%
MME Math	3.3%	18.5%	46.2%

Free Reduced Not-Eligible

General and Special Ed Status 2007-2008



## Academy Comments:

# Gaudior Academy

Grades in 2007-2008: K-8, Spec, PK

School Opened: 1996 Current Contract Term: 2006 through 2011

## Mission Statement:

Gaudior Academy's mission is to provide learning experiences in an atmosphere which nurtures and educates the whole child by addressing the multiple intelligences, instilling a love of learning, and fostering respect for themselves, their fellow citizens, their country, and their world.

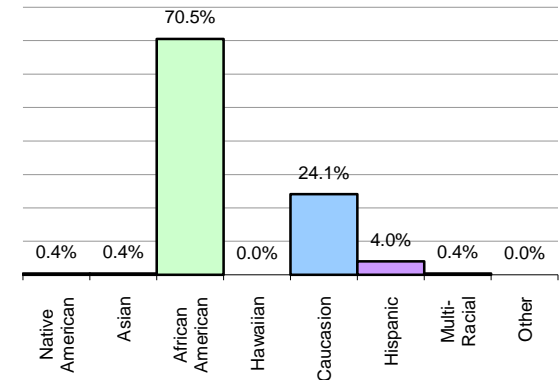
Educational Service Provider: Self-managed

Authorizer: Eastern Michigan University

Pupils 07-08: 224  
Ed YES! 07-08: C  
NCLB Phase 07-08: Phase 0

Grades: K-8, Spec, PK  
Address: 27100 Avondale Avenue, Inkster

## Ethnicity 2007-2008



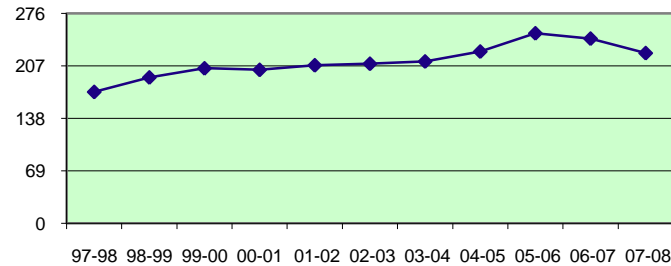
## Academic:

Instruction Type: Progressive  
Average Teacher Salary (06-07): \$34,202  
Teacher/Student Ratio (06-07): 1:15  
Attendance (07-08): 93.4%  
Graduation Rate (07-08): NA

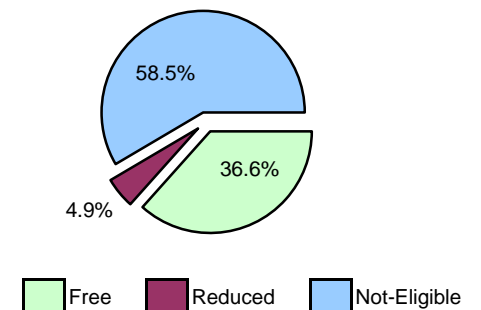
## Financial:

Foundation Grant (06-07): \$7,385  
Fund Balance (06-07): \$227,212  
Percent Operating Expenditures Spent On Instruction (06-07): 64.7%

## Pupil Count Trend



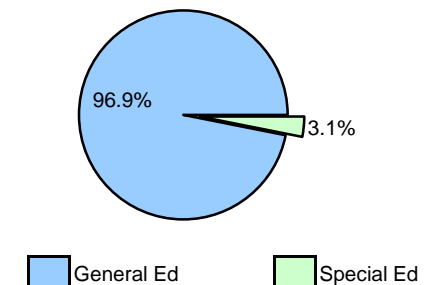
## Free /Reduced Lunch Eligibility 2007-2008



## Achievement (Percent Proficient on MEAP):

2007-2008	Academy	Wayne-Westland Community School Dis	State Average
ELA 3	82.4%	79.1%	80.9%
ELA 4	61.5%	76.3%	76.3%
ELA 5	66.7%	79.7%	77.6%
ELA 6	73.9%	79.0%	79.6%
ELA 7	61.5%	73.4%	74.4%
ELA 8	65.2%	75.2%	75.3%
MME ELA		41.4%	52.3%
Math 3	88.2%	90.6%	90.2%
Math 4	61.5%	84.6%	85.8%
Math 5	66.7%	75.9%	74.2%
Math 6	56.5%	69.1%	72.7%
Math 7	57.7%	71.1%	72.7%
Math 8	65.2%	61.0%	71.6%
MME Math		30.0%	46.2%

## General and Special Ed Status 2007-2008



## Academy Comments:

# George Crockett Academy

Grades in 2007-2008: K-12, Spec

School Opened: 1998

Current Contract Term: 1998 through 2009

Mission Statement:

Educational Service Provider: Leona Group

Authorizer: Ferris State University

**Grades**  
K-8, Spec  
9-12, Spec

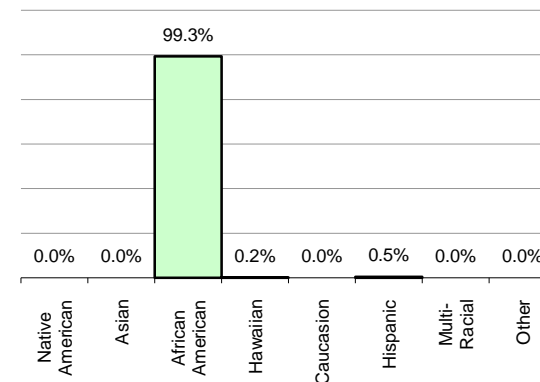
**Address**  
4851 14th Street, Detroit  
1250 Rosa Parks Boulevard, Detroit

**Pupils**  
07-08  
397  
32

**Ed YES!**  
07-08  
C  
No Grade

**NCLB Phase**  
07-08  
Phase 0  
Phase 0

**Ethnicity  
2007-2008**



## Academic:

Instruction Type: Progressive

Average Teacher Salary (06-07): \$45,874

Teacher/Student Ratio (06-07): 1:21

Attendance (07-08): 95.0%

Graduation Rate (07-08): NA

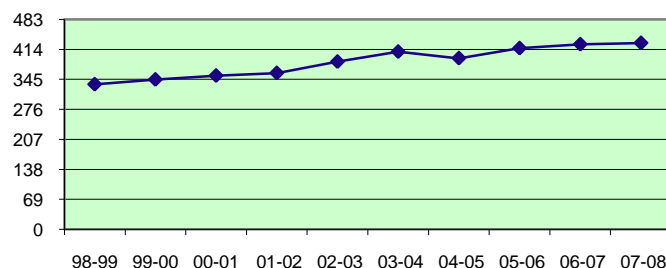
## Financial:

Foundation Grant (06-07): \$7,385

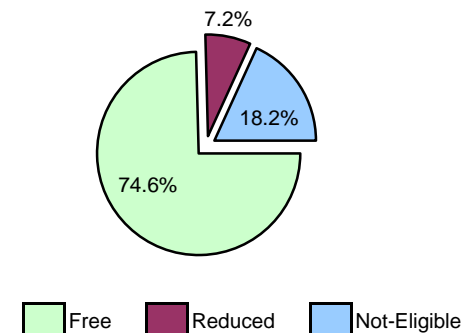
Fund Balance (06-07): \$1,052,813

Percent Operating Expenditures Spent On Instruction (06-07): 43.4%

**Pupil Count Trend**



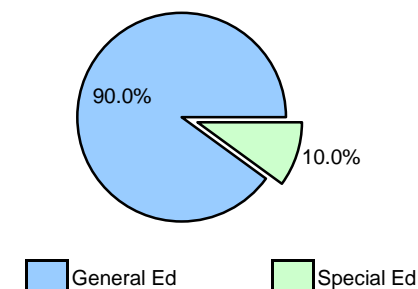
**Free /Reduced Lunch Eligibility  
2007-2008**



**Achievement (Percent Proficient on MEAP):**

2007-2008	Academy	Detroit City School District	State Average
ELA 3	56.5%	62.4%	80.9%
ELA 4	46.2%	52.1%	76.3%
ELA 5	75.0%	51.0%	77.6%
ELA 6	69.0%	50.9%	79.6%
ELA 7	52.8%	41.9%	74.4%
ELA 8	64.3%	49.0%	75.3%
MME ELA	9.1%	26.0%	52.3%
Math 3	66.0%	70.0%	90.2%
Math 4	53.8%	63.7%	85.8%
Math 5	58.3%	44.1%	74.2%
Math 6	33.3%	39.2%	72.7%
Math 7	36.1%	43.5%	72.7%
Math 8	39.5%	38.5%	71.6%
MME Math	9.1%	14.3%	46.2%

**General and Special Ed Status  
2007-2008**



## Academy Comments:

# George Washington Carver Academy

Grades in 2007-2008:

K-8, Spec

**School Opened:** 1999 **Current Contract Term:** 2008 through 2011

## Mission Statement:

George Washington Carver Academy, in partnership with families and the community, is committed to achieving excellence by providing well rounded, independent and academically competitive individuals.

**Educational Service Provider:** Transitions Consultants, LLC

**Authorizer:** Highland Park City Schools

## Grades

K-8, Spec

## Address

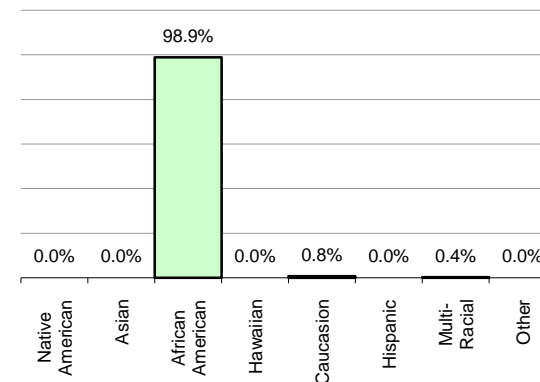
14510 Second Avenue, Highland Park

**Pupils  
07-08**  
527

**Ed YES!  
07-08**  
D-Alert

**NCLB Phase  
07-08**  
Phase 1

## Ethnicity 2007-2008



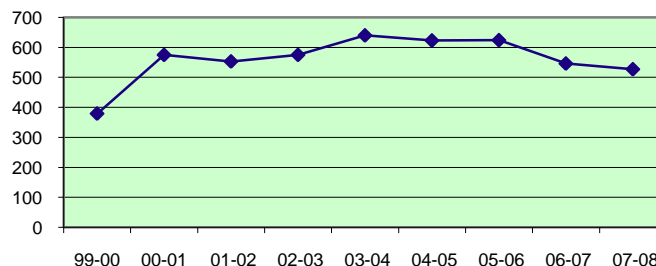
## Academic:

Instruction Type: General  
Average Teacher Salary (06-07): \$60,010  
Teacher/Student Ratio (06-07): 1:35  
Attendance (07-08): 100.0%  
Graduation Rate (07-08): NA

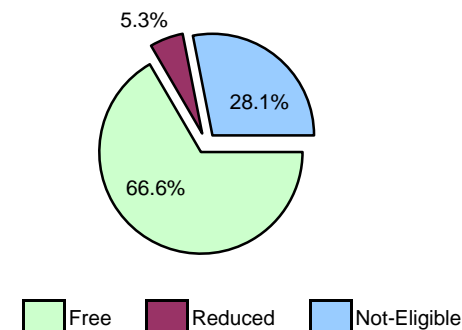
## Financial:

Foundation Grant (06-07): \$7,385  
Fund Balance (06-07): \$716,643  
Percent Operating Expenditures Spent On Instruction (06-07): 27.7%

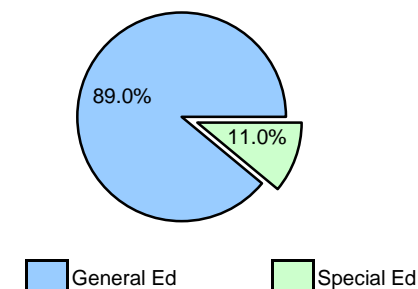
## Pupil Count Trend



## Free /Reduced Lunch Eligibility 2007-2008



## General and Special Ed Status 2007-2008



## Achievement (Percent Proficient on MEAP):

2007-2008	Academy	Highland Park City Schools	State Average
ELA 3	42.4%	54.8%	80.9%
ELA 4	36.9%	56.4%	76.3%
ELA 5	23.4%	48.8%	77.6%
ELA 6	39.2%	49.6%	79.6%
ELA 7	27.9%	35.8%	74.4%
ELA 8	47.8%	49.1%	75.3%
MME ELA		10.8%	52.3%
Math 3	50.0%	70.4%	90.2%
Math 4	40.9%	72.9%	85.8%
Math 5	27.1%	38.1%	74.2%
Math 6	19.2%	37.5%	72.7%
Math 7	29.4%	25.4%	72.7%
Math 8	50.7%	30.2%	71.6%
MME Math		4.1%	46.2%

## Academy Comments:

# Grand Blanc Academy

Grades in 2007-2008:

K-8, Spec

School Opened: 1999 Current Contract Term: 2004 through 2009

## Mission Statement:

The academy's educational goal is to prepare students to be creative, intuitive and analytical thinkers with a solid understanding of the history of ideas.

Educational Service Provider: Mosaica Education

Authorizer: Eastern Michigan University

## Grades

K-8, Spec

## Address

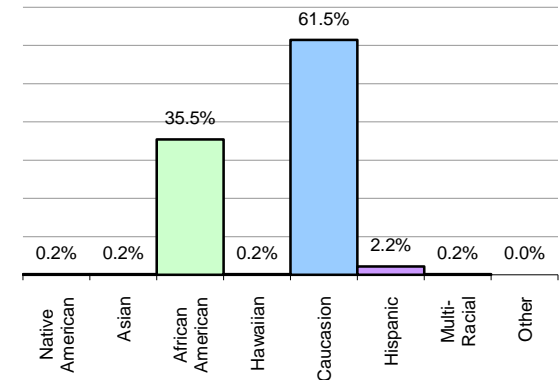
5135 E. Hill Road, Grand Blanc

Pupils  
07-08  
453

Ed YES!  
07-08  
B

NCLB Phase  
07-08  
Phase 0

## Ethnicity 2007-2008



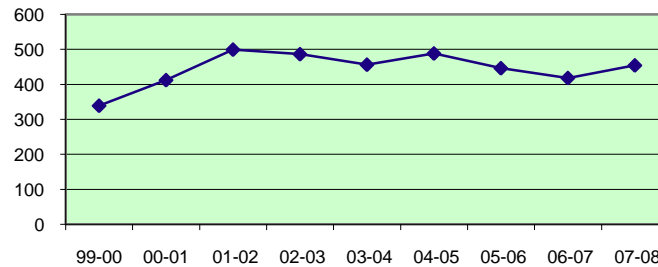
## Academic:

Instruction Type: Traditional  
Average Teacher Salary (06-07): \$39,759  
Teacher/Student Ratio (06-07): 1:21  
Attendance (07-08): 97.6%  
Graduation Rate (07-08): NA

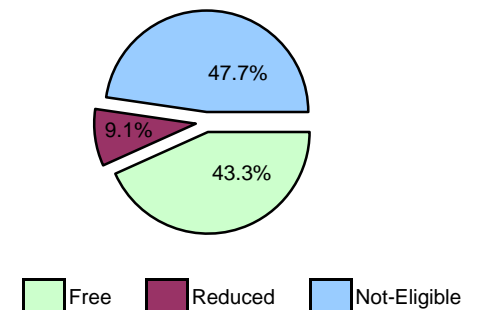
## Financial:

Foundation Grant (06-07): \$7,385  
Fund Balance (06-07): \$485,811  
Percent Operating Expenditures Spent On Instruction (06-07): 51.6%

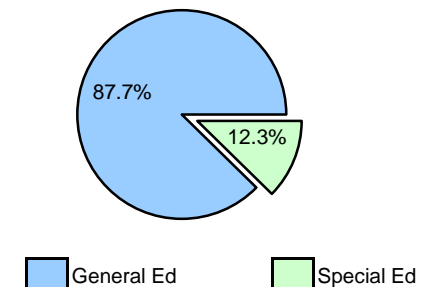
## Pupil Count Trend



## Free /Reduced Lunch Eligibility 2007-2008



## General and Special Ed Status 2007-2008



## Achievement (Percent Proficient on MEAP):

2007-2008	Academy	Grand Blanc Community Schools	State Average
ELA 3	68.4%	91.8%	80.9%
ELA 4	69.2%	88.8%	76.3%
ELA 5	62.1%	90.0%	77.6%
ELA 6	54.3%	86.2%	79.6%
ELA 7	48.5%	85.4%	74.4%
ELA 8	61.5%	85.7%	75.3%
MME ELA		72.6%	52.3%
Math 3	82.8%	97.2%	90.2%
Math 4	81.1%	92.8%	85.8%
Math 5	58.3%	90.4%	74.2%
Math 6	61.1%	83.6%	72.7%
Math 7	40.5%	86.0%	72.7%
Math 8	50.0%	88.0%	71.6%
MME Math		61.3%	46.2%

## Academy Comments:

# Grand Rapids Child Discovery Center

Grades in 2007-2008:

K-5, Spec

**School Opened:** 2000 **Current Contract Term:** 2003 through 2008

## Mission Statement:

The mission of the Grand Rapids Child Discovery Center is to continuously expand the potential of each child within the diverse community of Grand Rapids, Michigan. All decisions and practices are based on the Reggio Emilia Approach, incorporating current research on learning.

**Educational Service Provider:** Self-managed

**Authorizer:** Grand Rapids Public Schools

**Grades**

K-5, Spec

**Address**

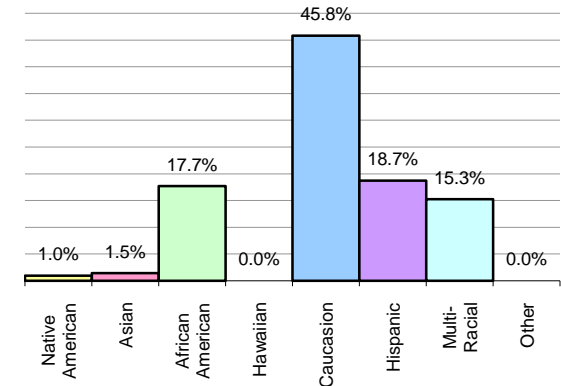
640 5th Street NW, Grand Rapids

**Pupils  
07-08  
203**

**Ed YES!  
07-08  
C**

**NCLB Phase  
07-08  
Phase 0**

**Ethnicity  
2007-2008**



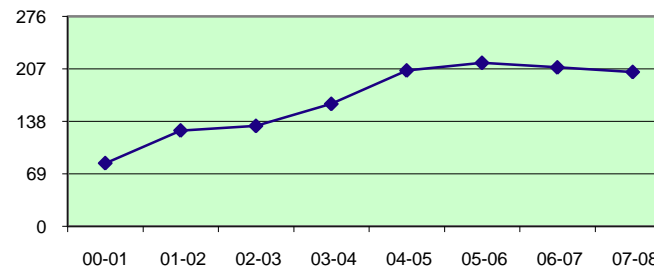
## Academic:

Instruction Type: Progressive  
Average Teacher Salary (06-07): \$39,978  
Teacher/Student Ratio (06-07): 1:17  
Attendance (07-08): 94.4%  
Graduation Rate (07-08): NA

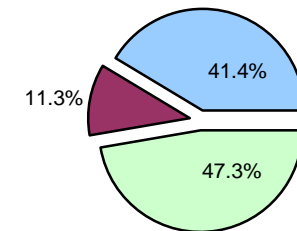
## Financial:

Foundation Grant (06-07): \$7,326  
Fund Balance (06-07): \$232,801  
Percent Operating Expenditures Spent On Instruction (06-07): 68.3%

**Pupil Count Trend**

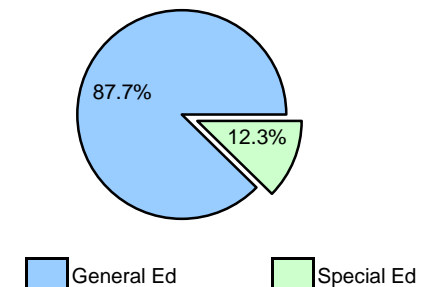


**Free /Reduced Lunch Eligibility  
2007-2008**



Free Reduced Not-Eligible

**General and Special Ed Status  
2007-2008**



General Ed Special Ed

**Achievement (Percent Proficient on MEAP):**

2007-2008	Academy	Grand Rapids Public Schools	State Average
ELA 3	46.4%	65.1%	80.9%
ELA 4	58.3%	58.0%	76.3%
ELA 5	55.6%	56.1%	77.6%
ELA 6		59.6%	79.6%
ELA 7		52.1%	74.4%
ELA 8		58.0%	75.3%
MME ELA		28.4%	52.3%
Math 3	89.3%	77.2%	90.2%
Math 4	79.2%	69.3%	85.8%
Math 5	44.4%	51.0%	74.2%
Math 6		47.6%	72.7%
Math 7		43.9%	72.7%
Math 8		46.9%	71.6%
MME Math		23.0%	46.2%

## Academy Comments:



# Grand Traverse Academy

Grades in 2007-2008: K-12, Spec

School Opened: 2000 Current Contract Term: 2004 through 2009

## Mission Statement:

Learning will add quality to our lives. Each student will develop competence, caring and citizenship.

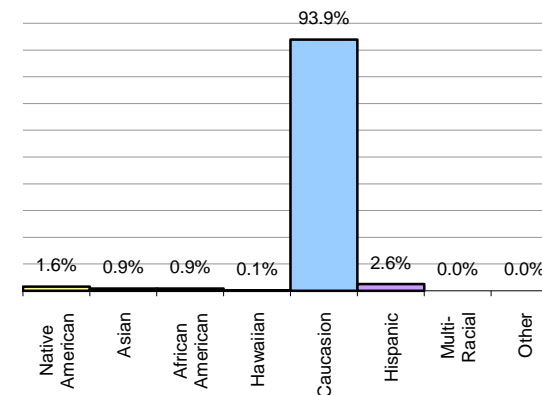
Educational Service Provider: Smart Schools Management

Authorizer: Lake Superior State University

Grades: K-12, Spec Address: 1245 E. Hammond Road, Traverse City

Pupils 07-08: 1000 Ed YES! 07-08: B NCLB Phase 07-08: Phase 0

## Ethnicity 2007-2008



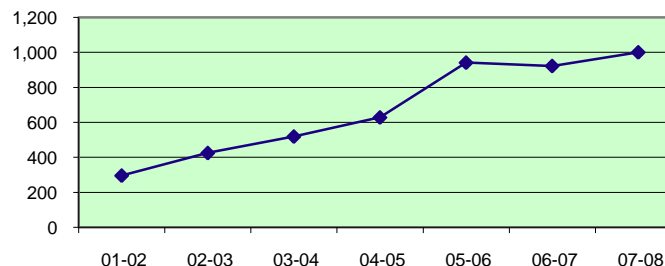
## Academic:

Instruction Type: Progressive  
Average Teacher Salary (06-07): \$31,661  
Teacher/Student Ratio (06-07): 1:17  
Attendance (07-08): 95.2%  
Graduation Rate (07-08): NA

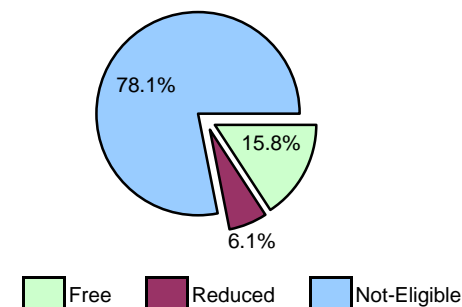
## Financial:

Foundation Grant (06-07): \$7,085  
Fund Balance (06-07): \$184,235  
Percent Operating Expenditures Spent On Instruction (06-07): 58.4%

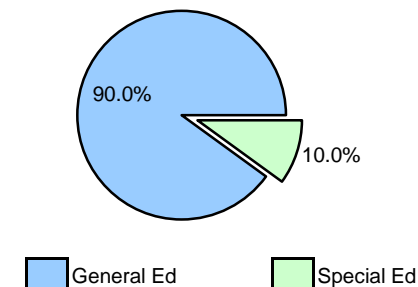
## Pupil Count Trend



## Free /Reduced Lunch Eligibility 2007-2008



## General and Special Ed Status 2007-2008



## Achievement (Percent Proficient on MEAP):

2007-2008	Academy	Traverse City Area Public Schools	State Average
ELA 3	78.5%	82.0%	80.9%
ELA 4	78.4%	84.6%	76.3%
ELA 5	83.7%	87.3%	77.6%
ELA 6	85.9%	91.5%	79.6%
ELA 7	86.7%	86.8%	74.4%
ELA 8	89.1%	86.0%	75.3%
MME ELA	52.4%	62.8%	52.3%
Math 3	96.8%	92.1%	90.2%
Math 4	91.8%	87.6%	85.8%
Math 5	72.8%	77.9%	74.2%
Math 6	66.7%	77.4%	72.7%
Math 7	74.7%	80.9%	72.7%
Math 8	70.9%	82.1%	71.6%
MME Math	42.9%	59.3%	46.2%

## Academy Comments:

# Grattan Academy

Grades in 2007-2008:

K-12, Spec

**School Opened:** 1996 **Current Contract Term:** 2006 through 2011

## Mission Statement:

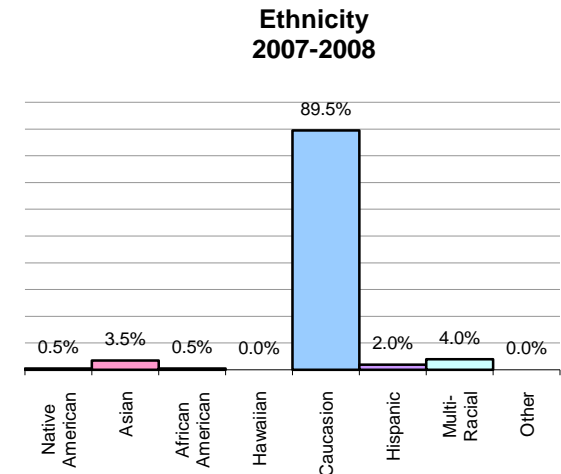
The mission of Grattan Academy is to empower all children with the academic knowledge and skills required for success as students, workers, and citizens through an educational program focused on high academic standards, achievement-based promotion, exemplary citizenship, and tough accountability standards.

**Educational Service Provider:** Choice Schools Associates

**Authorizer:** Saginaw Valley State University

Grades	Address
K-5, Spec	12047 Old Belding Road, Belding
6-12, Spec	9481 Jordan Road, Greenville

Pupils 07-08	Ed YES! 07-08	NCLB Phase 07-08
88	A	Phase 0
112	B	Phase 0



## Academic:

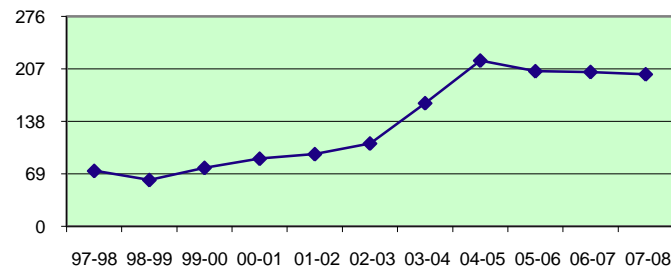
Instruction Type:	Traditional/General
Average Teacher Salary (06-07):	\$30,652
Teacher/Student Ratio (06-07):	1:15
Attendance (07-08):	92.7%
Graduation Rate (07-08):	NA

## Financial:

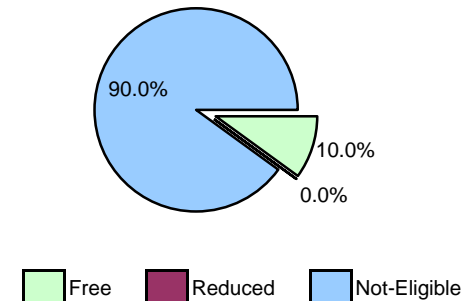
Foundation Grant (06-07):	\$7,085
Fund Balance (06-07):	(\$32,246)
Percent Operating Expenditures Spent On Instruction (06-07):	50.2%

## Academy Comments:

## Pupil Count Trend



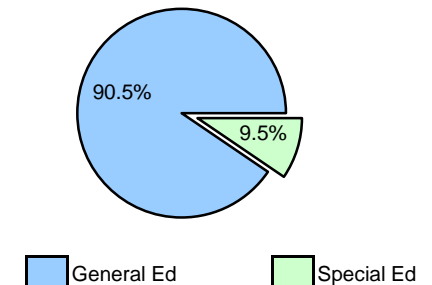
## Free /Reduced Lunch Eligibility 2007-2008



## Achievement (Percent Proficient on MEAP):

2007-2008	Academy	Belding Area School District	State Average
ELA 3	86.7%	77.7%	80.9%
ELA 4	94.4%	77.0%	76.3%
ELA 5	100.0%	73.8%	77.6%
ELA 6	86.7%	79.9%	79.6%
ELA 7	80.0%	77.7%	74.4%
ELA 8	68.4%	74.0%	75.3%
MME ELA	12.5%	41.2%	52.3%
Math 3	93.3%	92.3%	90.2%
Math 4	100.0%	90.9%	85.8%
Math 5	75.0%	79.3%	74.2%
Math 6	80.0%	71.4%	72.7%
Math 7	72.7%	76.0%	72.7%
Math 8	73.7%	77.0%	71.6%
MME Math	25.0%	38.2%	46.2%

## General and Special Ed Status 2007-2008



# Great Lakes Academy

Grades in 2007-2008:

K-8, Spec

School Opened: 1997 Current Contract Term: 2007 through 2012

## Mission Statement:

The mission of the academy is to provide an environment which promises and provides practical knowledge to become productive and responsible citizens in the 21st Century.

Educational Service Provider: Select Management, Inc.

Authorizer: Eastern Michigan University

## Grades

K-8, Spec

## Address

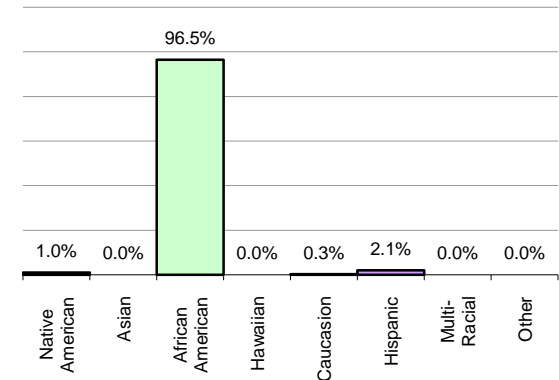
46312 Woodward Avenue, Pontiac

Pupils  
07-08  
287

Ed YES!  
07-08  
C

NCLB Phase  
07-08  
Phase 0

## Ethnicity 2007-2008



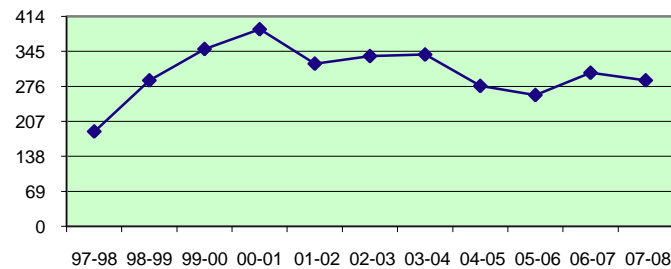
## Academic:

Instruction Type: Traditional  
Average Teacher Salary (06-07): \$37,824  
Teacher/Student Ratio (06-07): 1:19  
Attendance (07-08): 92.2%  
Graduation Rate (07-08): NA

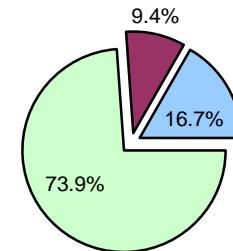
## Financial:

Foundation Grant (06-07): \$7,269  
Fund Balance (06-07): \$1,183,254  
Percent Operating Expenditures Spent On Instruction (06-07): 56.5%

## Pupil Count Trend

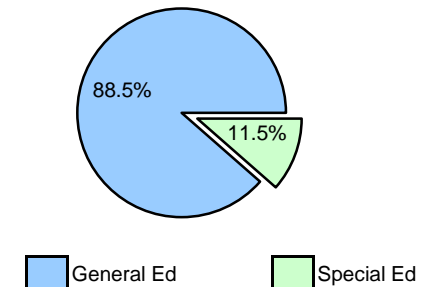


## Free /Reduced Lunch Eligibility 2007-2008



Free Reduced Not-Eligible

## General and Special Ed Status 2007-2008



General Ed Special Ed

## Achievement (Percent Proficient on MEAP):

2007-2008	Academy	Pontiac City School District	State Average
ELA 3	66.7%	66.7%	80.9%
ELA 4	40.0%	60.5%	76.3%
ELA 5	44.7%	58.1%	77.6%
ELA 6	32.6%	44.6%	79.6%
ELA 7		35.3%	74.4%
ELA 8		39.3%	75.3%
MME ELA		14.1%	52.3%
Math 3	87.5%	81.7%	90.2%
Math 4	68.3%	72.7%	85.8%
Math 5	26.3%	53.8%	74.2%
Math 6	27.9%	37.2%	72.7%
Math 7		33.7%	72.7%
Math 8		32.5%	71.6%
MME Math		6.0%	46.2%

## Academy Comments:

# Great Oaks Academy

Grades in 2007-2008:

K-7, Spec

School Opened: 2004

Current Contract Term: 2004 through 2012

Mission Statement:

Educational Service Provider: National Heritage Academies

Authorizer: Bay Mills Community College

Grades

K-7, Spec

Address

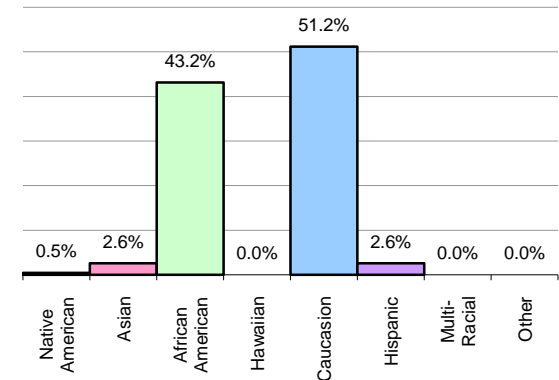
4257 Bart Avenue, Warren

Pupils  
07-08  
623

Ed YES!  
07-08  
B

NCLB Phase  
07-08  
Phase 0

Ethnicity  
2007-2008



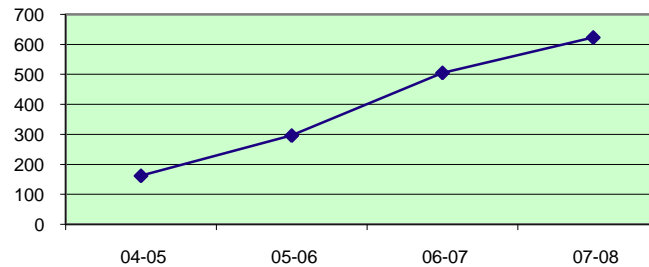
## Academic:

Instruction Type: Traditional  
Average Teacher Salary (06-07): \$30,901  
Teacher/Student Ratio (06-07): 1:21  
Attendance (07-08): 94.0%  
Graduation Rate (07-08): NA

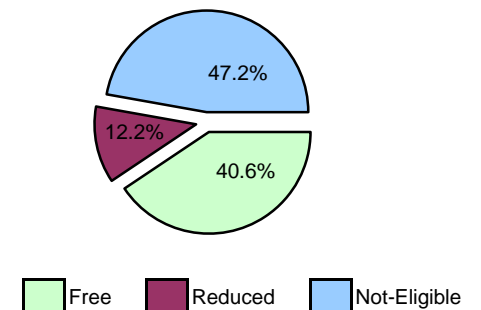
## Financial:

Foundation Grant (06-07): \$7,385  
Fund Balance (06-07): \$46,409  
Percent Operating Expenditures Spent On Instruction (06-07): 38.8%

Pupil Count Trend



Free /Reduced Lunch Eligibility  
2007-2008

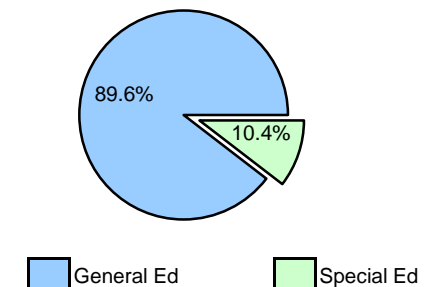


## Academy Comments:

Achievement (Percent Proficient on MEAP):

2007-2008	Academy	Lamphere Public Schools	State Average
ELA 3	73.1%	82.8%	80.9%
ELA 4	51.4%	81.4%	76.3%
ELA 5	64.2%	83.7%	77.6%
ELA 6	73.5%	80.3%	79.6%
ELA 7	56.5%	68.2%	74.4%
ELA 8	59.6%	68.9%	75.3%
MME ELA		48.0%	52.3%
Math 3	85.9%	94.5%	90.2%
Math 4	73.0%	91.0%	85.8%
Math 5	68.7%	79.2%	74.2%
Math 6	54.0%	74.2%	72.7%
Math 7	60.9%	71.1%	72.7%
Math 8	43.9%	66.5%	71.6%
MME Math		44.9%	46.2%

General and Special Ed Status  
2007-2008



# Hamtramck Academy

Grades in 2007-2008:

K-8, Spec

**School Opened:** 2003 **Current Contract Term:** 2003 through 2011

## Mission Statement:

Working in partnership with parents and community, the Hamtramck Charter Academy mission is to become one of the finest K-8 schools in the country.

**Educational Service Provider:** National Heritage Academies

**Authorizer:** Bay Mills Community College

## Grades

K-8, Spec

## Address

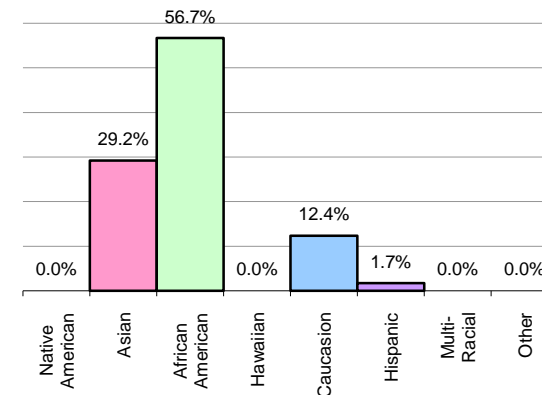
11420 Conant, Hamtramck

**Pupils  
07-08**  
469

**Ed YES!  
07-08**  
B

**NCLB Phase  
07-08**  
Phase 0

## Ethnicity 2007-2008



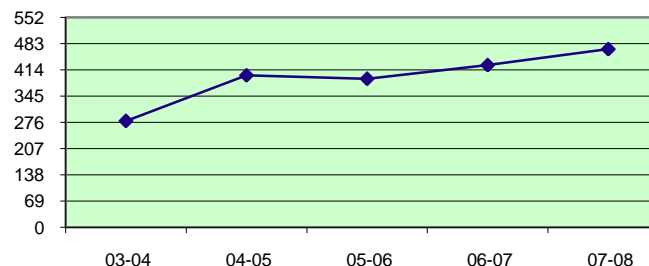
## Academic:

Instruction Type: Traditional  
Average Teacher Salary (06-07): \$39,122  
Teacher/Student Ratio (06-07): 1:23  
Attendance (07-08): 89.0%  
Graduation Rate (07-08): NA

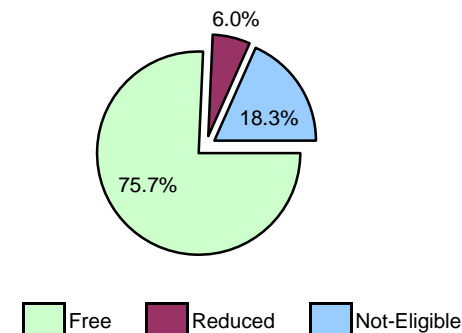
## Financial:

Foundation Grant (06-07): \$7,085  
Fund Balance (06-07): \$22,593  
Percent Operating Expenditures Spent On Instruction (06-07): 42.0%

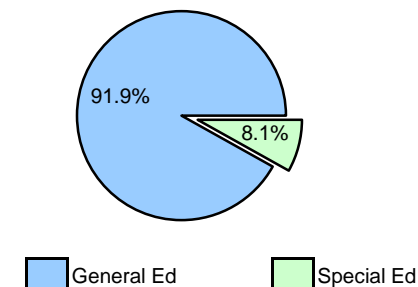
## Pupil Count Trend



## Free /Reduced Lunch Eligibility 2007-2008



## General and Special Ed Status 2007-2008



## Achievement (Percent Proficient on MEAP):

2007-2008	Academy	Hamtramck Public Schools	State Average
ELA 3	77.4%	64.7%	80.9%
ELA 4	75.5%	51.3%	76.3%
ELA 5	75.9%	56.1%	77.6%
ELA 6	70.5%	65.3%	79.6%
ELA 7	57.8%	62.0%	74.4%
ELA 8	81.8%	65.8%	75.3%
MME ELA		23.3%	52.3%
Math 3	88.9%	78.5%	90.2%
Math 4	85.5%	67.0%	85.8%
Math 5	69.1%	57.2%	74.2%
Math 6	55.8%	58.4%	72.7%
Math 7	66.7%	56.2%	72.7%
Math 8	61.8%	39.5%	71.6%
MME Math		18.5%	46.2%

## Academy Comments:

# Hanley International Academy

Grades in 2007-2008:

K-7, Spec

School Opened: 2005

Current Contract Term: 2005 through 2012

Mission Statement:

Educational Service Provider: Romine Group

Authorizer: Grand Valley State University

Grades

K-7, Spec

Address

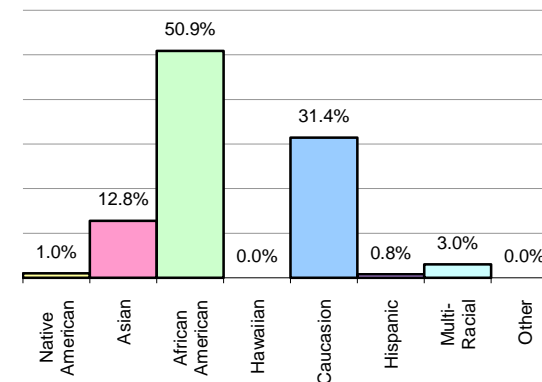
2609 Poland, Hamtramck

Pupils  
07-08  
493

Ed YES!  
07-08  
B

NCLB Phase  
07-08  
Phase 0

Ethnicity  
2007-2008



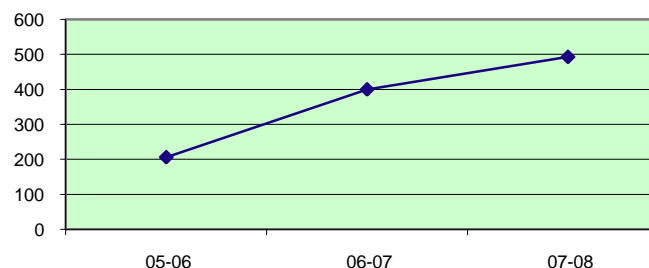
## Academic:

Instruction Type: NDA\*  
Average Teacher Salary (06-07): \$35,370  
Teacher/Student Ratio (06-07): 1:25  
Attendance (07-08): 92.0%  
Graduation Rate (07-08): NA

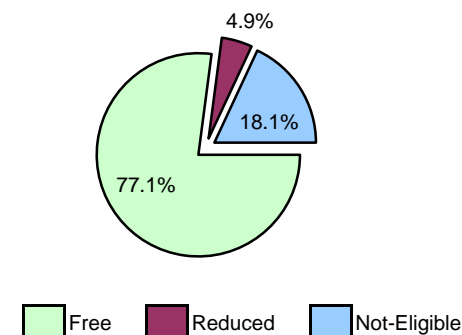
## Financial:

Foundation Grant (06-07): \$7,085  
Fund Balance (06-07): \$193,850  
Percent Operating Expenditures Spent On Instruction (06-07): 51.7%

Pupil Count Trend



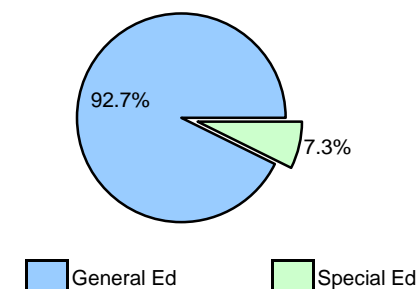
Free /Reduced Lunch Eligibility  
2007-2008



Achievement (Percent Proficient on MEAP):

2007-2008	Academy	Hamtramck Public Schools	State Average
ELA 3	48.9%	64.7%	80.9%
ELA 4	60.8%	51.3%	76.3%
ELA 5	54.5%	56.1%	77.6%
ELA 6	50.0%	65.3%	79.6%
ELA 7	49.2%	62.0%	74.4%
ELA 8		65.8%	75.3%
MME ELA		23.3%	52.3%
Math 3	74.5%	78.5%	90.2%
Math 4	64.2%	67.0%	85.8%
Math 5	52.3%	57.2%	74.2%
Math 6	50.0%	58.4%	72.7%
Math 7	40.3%	56.2%	72.7%
Math 8		39.5%	71.6%
MME Math		18.5%	46.2%

General and Special Ed Status  
2007-2008



## Academy Comments:

# Health Careers Academy of St. Clair County

Grades in 2007-2008: 11-12, Spec

School Opened: 1999 Current Contract Term: 2005 through 2008  
Mission Statement:

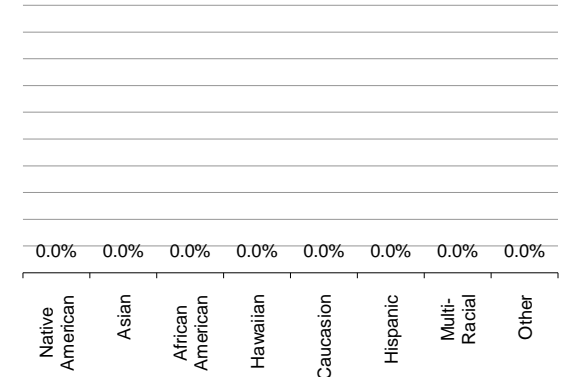
Ethnicity  
2007-2008

Educational Service Provider: Self-managed

Authorizer: St. Clair ISD

Grades 11-12, Spec Address PO Box 1500, Marysville

Pupils 07-08 NDA\* Ed YES! 07-08 NA NCLB Phase 07-08 NA



## Academic:

Instruction Type: Vocational  
Average Teacher Salary (06-07): NDA\*  
Teacher/Student Ratio (06-07): NDA\*  
Attendance (07-08): 96.8%  
Graduation Rate (07-08): NA

No Data  
Available

Free /Reduced Lunch Eligibility  
2007-2008

No Data  
Available

## Financial:

Foundation Grant (06-07): NDA\*  
Fund Balance (06-07): NDA\*  
Percent Operating Expenditures Spent On Instruction (06-07): NDA\*

## Achievement (Percent Proficient on MEAP):

2007-2008	Academy	Port Huron Area School District	State Average
ELA 3		81.9%	80.9%
ELA 4		74.4%	76.3%
ELA 5		80.0%	77.6%
ELA 6		80.6%	79.6%
ELA 7		76.3%	74.4%
ELA 8		75.4%	75.3%
MME ELA		47.0%	52.3%
Math 3		88.7%	90.2%
Math 4		80.8%	85.8%
Math 5		71.4%	74.2%
Math 6		67.7%	72.7%
Math 7		72.4%	72.7%
Math 8		66.4%	71.6%
MME Math		39.6%	46.2%

Free Reduced Not-Eligible

General and Special Ed Status  
2007-2008

No Data  
Available

General Ed Special Ed

## Academy Comments:



# HEART Academy

Grades in 2007-2008: 9-12, Spec

School Opened: 1997 Current Contract Term: 2007 through 2010

## Mission Statement:

The mission of HEART Academy is to provide high school students with a focused preparation and a transition into future healthcare careers.

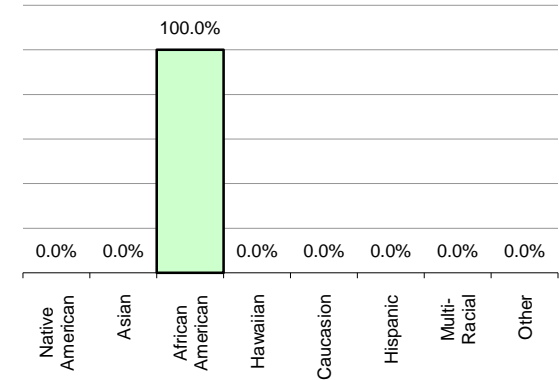
Educational Service Provider: Synergy Training Solutions, Inc

Authorizer: Saginaw Valley State University

Grades: 9-12, Spec  
Address: 19800 Anita, Harper Woods

Pupils 07-08: 211  
Ed YES! 07-08: C  
NCLB Phase 07-08: Phase 3

## Ethnicity 2007-2008



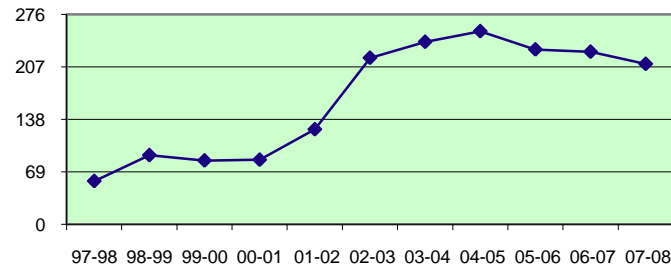
## Academic:

Instruction Type: Vocational  
Average Teacher Salary (06-07): \$40,321  
Teacher/Student Ratio (06-07): 1:15  
Attendance (07-08): 94.5%  
Graduation Rate (07-08): 86.7%

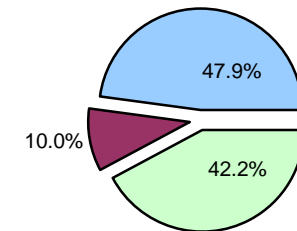
## Financial:

Foundation Grant (06-07): \$7,385  
Fund Balance (06-07): \$265,681  
Percent Operating Expenditures Spent On Instruction (06-07): 49.9%

## Pupil Count Trend

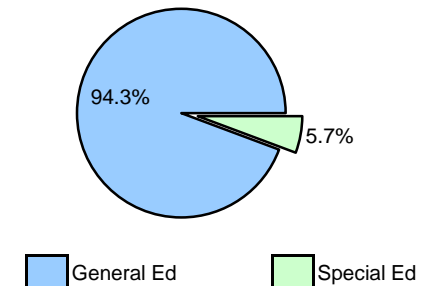


## Free /Reduced Lunch Eligibility 2007-2008



Free Reduced Not-Eligible

## General and Special Ed Status 2007-2008



General Ed Special Ed

## Achievement (Percent Proficient on MEAP):

2007-2008	Academy	Detroit City School District	State Average
ELA 3		62.4%	80.9%
ELA 4		52.1%	76.3%
ELA 5		51.0%	77.6%
ELA 6		50.9%	79.6%
ELA 7		41.9%	74.4%
ELA 8		49.0%	75.3%
MME ELA	37.1%	26.0%	52.3%
Math 3		70.0%	90.2%
Math 4		63.7%	85.8%
Math 5		44.1%	74.2%
Math 6		39.2%	72.7%
Math 7		43.5%	72.7%
Math 8		38.5%	71.6%
MME Math	8.6%	14.3%	46.2%

## Academy Comments:

# Henry Ford Academy

Grades in 2007-2008: 9-12, Spec

School Opened: 1997 Current Contract Term: 2007 through 2012

## Mission Statement:

The academy is a partnership effort of two world-class organizations, Henry Ford Museum & Greenfield Village and the Ford Motor Company. Students learn in facilities that range from Thomas Edison's Laboratory to the high-tech workplaces of Ford Motor Company.

Educational Service Provider: Self-managed

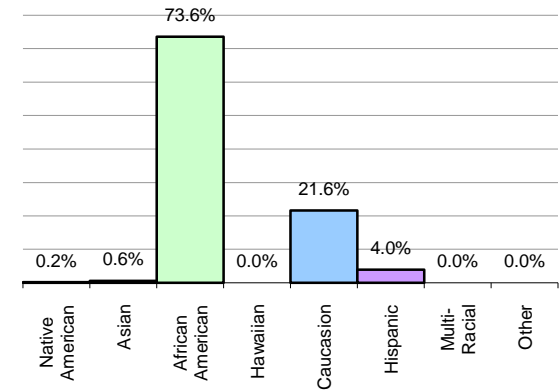
Authorizer: Wayne RESA

Grades  
9-12, Spec

Address  
P.O. Box 1148, Dearborn

Pupils 07-08: 481  
Ed YES! 07-08: B  
NCLB Phase 07-08: Phase 0

## Ethnicity 2007-2008



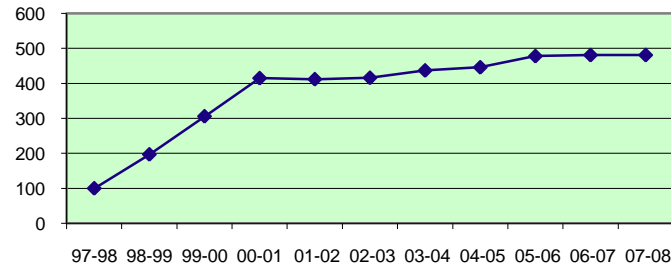
## Academic:

Instruction Type: Traditional  
Average Teacher Salary (06-07): \$53,931  
Teacher/Student Ratio (06-07): 1:20  
Attendance (07-08): 98.6%  
Graduation Rate (07-08): 92.0%

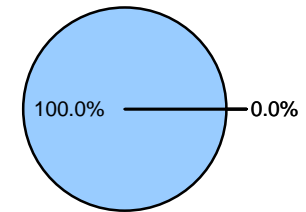
## Financial:

Foundation Grant (06-07): \$7,385  
Fund Balance (06-07): \$0  
Percent Operating Expenditures Spent On Instruction (06-07): 61.2%

## Pupil Count Trend



## Free /Reduced Lunch Eligibility 2007-2008

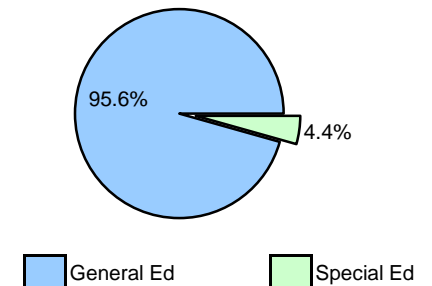


## Achievement (Percent Proficient on MEAP):

2007-2008	Academy	Dearborn City School District	State Average
ELA 3		76.0%	80.9%
ELA 4		67.4%	76.3%
ELA 5		70.8%	77.6%
ELA 6		75.1%	79.6%
ELA 7		67.6%	74.4%
ELA 8		69.4%	75.3%
MME ELA	54.1%	46.3%	52.3%
Math 3		87.0%	90.2%
Math 4		84.7%	85.8%
Math 5		76.1%	74.2%
Math 6		72.3%	72.7%
Math 7		71.0%	72.7%
Math 8		70.7%	71.6%
MME Math	33.9%	40.9%	46.2%

Free Reduced Not-Eligible

## General and Special Ed Status 2007-2008



## Academy Comments:

# Hillsdale Preparatory School

Grades in 2007-2008:

K-8, Spec

School Opened: 1997 Current Contract Term: 1998 through 2008

## Mission Statement:

The mission of the academy is to provide a back-to-basics, traditional education in the classical tradition, with high behavioral expectations for all students and other members of the school community.

Educational Service Provider: C.S. Partners

Authorizer: Hillsdale ISD

## Grades

K-8, Spec

## Address

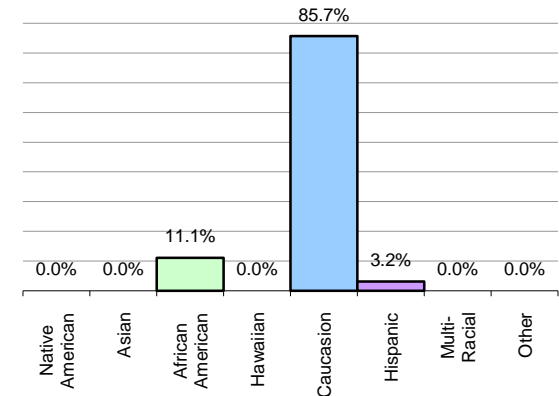
160 W. Mechanic Road, Hillsdale

Pupils  
07-08  
63

Ed YES!  
07-08  
B

NCLB Phase  
07-08  
Phase 0

## Ethnicity 2007-2008



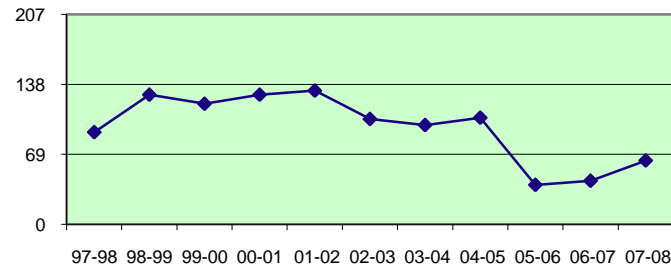
## Academic:

Instruction Type: Traditional  
Average Teacher Salary (06-07): \$24,753  
Teacher/Student Ratio (06-07): 1:14  
Attendance (07-08): 93.2%  
Graduation Rate (07-08): NA

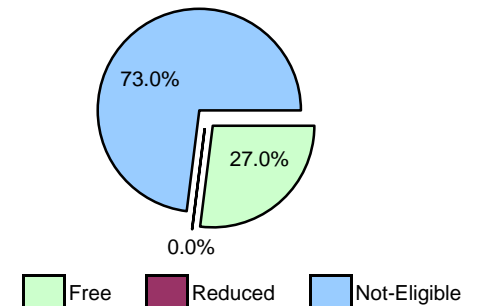
## Financial:

Foundation Grant (06-07): \$7,085  
Fund Balance (06-07): \$18,037  
Percent Operating Expenditures Spent On Instruction (06-07): 51.8%

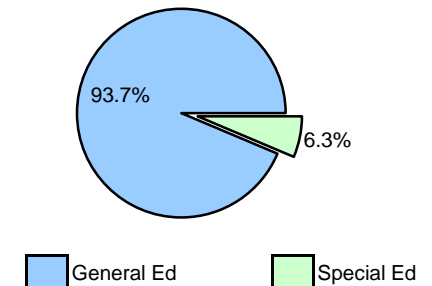
## Pupil Count Trend



## Free /Reduced Lunch Eligibility 2007-2008



## General and Special Ed Status 2007-2008



## Achievement (Percent Proficient on MEAP):

2007-2008	Academy	Hillsdale Community Schools	State Average
ELA 3	90.0%	63.6%	80.9%
ELA 4	50.0%	65.9%	76.3%
ELA 5	80.0%	84.6%	77.6%
ELA 6	100.0%	84.5%	79.6%
ELA 7	75.0%	76.6%	74.4%
ELA 8	100.0%	78.5%	75.3%
MME ELA		53.0%	52.3%
Math 3	90.0%	86.4%	90.2%
Math 4	100.0%	85.0%	85.8%
Math 5	60.0%	77.2%	74.2%
Math 6	87.5%	76.7%	72.7%
Math 7	87.5%	71.6%	72.7%
Math 8	100.0%	73.6%	71.6%
MME Math		47.9%	46.2%

## Academy Comments:

# Holly Academy

Grades in 2007-2008:

K-8, Spec

School Opened: 1999 Current Contract Term: 2004 through 2011

## Mission Statement:

Holly Academy's mission is to achieve individual academic success through a positive family, school, and community partnership.

Educational Service Provider: Self-managed

Authorizer: Central Michigan University

## Grades

K-8, Spec

## Address

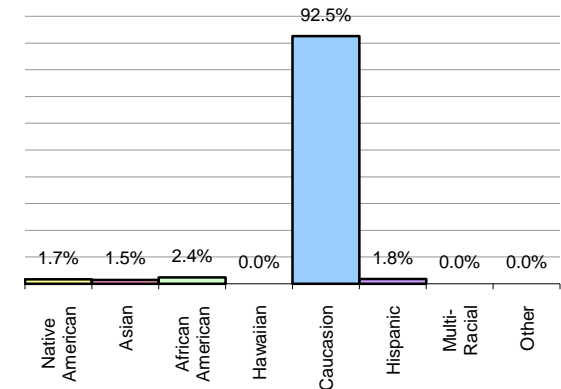
820 Academy Drive, Holly

Pupils  
07-08  
656

Ed YES!  
07-08  
A

NCLB Phase  
07-08  
Phase 0

## Ethnicity 2007-2008



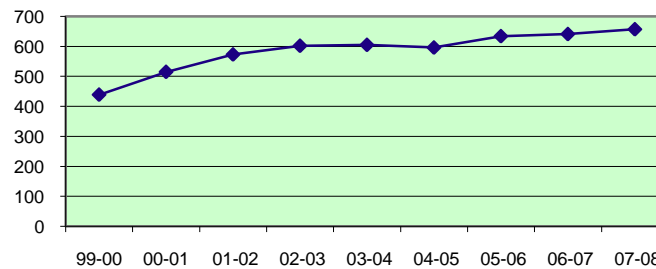
## Academic:

Instruction Type: General  
Average Teacher Salary (06-07): \$45,620  
Teacher/Student Ratio (06-07): 1:19  
Attendance (07-08): 95.7%  
Graduation Rate (07-08): NA

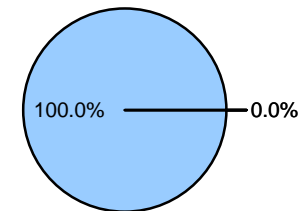
## Financial:

Foundation Grant (06-07): \$7,085  
Fund Balance (06-07): \$1,493,516  
Percent Operating Expenditures Spent On Instruction (06-07): 66.0%

## Pupil Count Trend



## Free /Reduced Lunch Eligibility 2007-2008

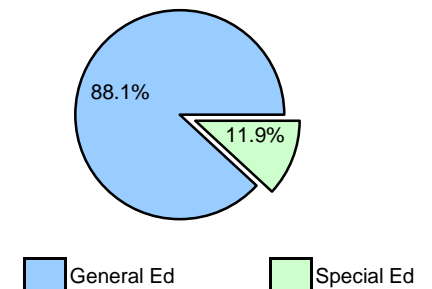


## Achievement (Percent Proficient on MEAP):

2007-2008	Academy	Holly Area School District	State Average
ELA 3	87.3%	72.3%	80.9%
ELA 4	92.6%	75.6%	76.3%
ELA 5	95.1%	78.9%	77.6%
ELA 6	93.8%	90.0%	79.6%
ELA 7	100.0%	81.2%	74.4%
ELA 8	95.1%	81.8%	75.3%
MME ELA		59.9%	52.3%
Math 3	97.5%	92.9%	90.2%
Math 4	100.0%	91.1%	85.8%
Math 5	90.1%	76.1%	74.2%
Math 6	93.8%	78.2%	72.7%
Math 7	98.0%	78.8%	72.7%
Math 8	92.7%	72.3%	71.6%
MME Math		48.9%	46.2%

Free Reduced Not-Eligible

## General and Special Ed Status 2007-2008



## Academy Comments:

# Honey Creek Community School

Grades in 2007-2008:

K-8, Spec

**School Opened:** 1995 **Current Contract Term:** 2005 through 2010

## Mission Statement:

This academy uses a multi-age, continuous progress, non graded integrated theme and project-based curriculum which draws on experiences at home, in the school and in the community; encourages parent and community participation.

**Educational Service Provider:** Self-managed

**Authorizer:** Washtenaw ISD

## Grades

K-8, Spec

## Address

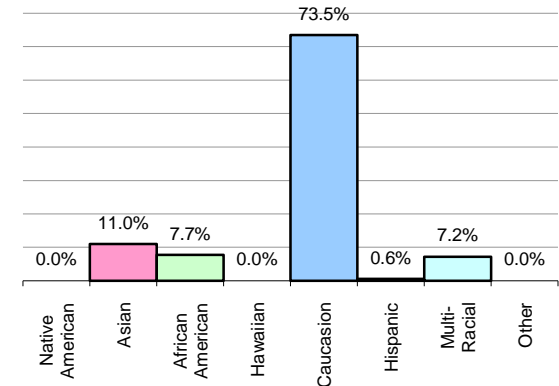
1735 S. Wagner Road, Ann Arbor

**Pupils  
07-08**  
181

**Ed YES!  
07-08**  
A

**NCLB Phase  
07-08**  
Phase 0

## Ethnicity 2007-2008



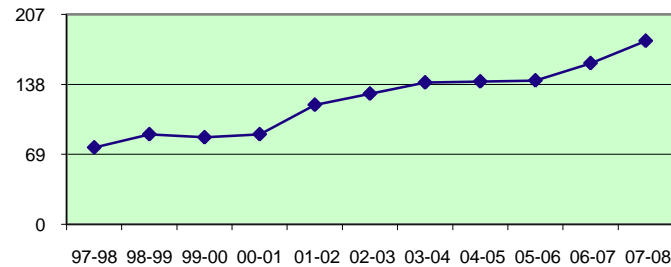
## Academic:

Instruction Type: Progressive  
Average Teacher Salary (06-07): \$37,248  
Teacher/Student Ratio (06-07): 1:18  
Attendance (07-08): 94.0%  
Graduation Rate (07-08): NA

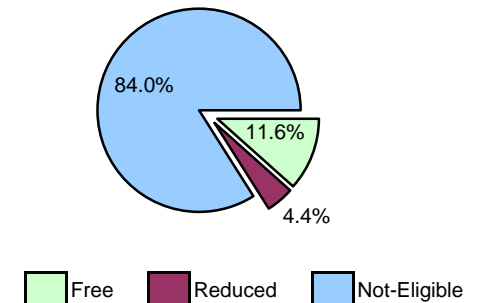
## Financial:

Foundation Grant (06-07): \$7,385  
Fund Balance (06-07): \$279,333  
Percent Operating Expenditures Spent On Instruction (06-07): 61.4%

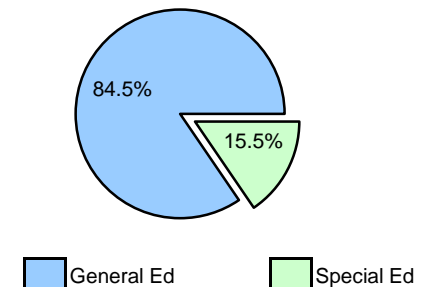
## Pupil Count Trend



## Free /Reduced Lunch Eligibility 2007-2008



## General and Special Ed Status 2007-2008



## Achievement (Percent Proficient on MEAP):

2007-2008	Academy	Ann Arbor Public Schools	State Average
ELA 3	84.2%	90.9%	80.9%
ELA 4	100.0%	87.3%	76.3%
ELA 5	93.8%	88.2%	77.6%
ELA 6	95.2%	91.1%	79.6%
ELA 7	81.0%	88.8%	74.4%
ELA 8	78.6%	88.2%	75.3%
MME ELA		73.1%	52.3%
Math 3	100.0%	96.3%	90.2%
Math 4	95.2%	93.7%	85.8%
Math 5	100.0%	90.7%	74.2%
Math 6	94.7%	86.8%	72.7%
Math 7	80.0%	87.5%	72.7%
Math 8	84.6%	87.7%	71.6%
MME Math		70.7%	46.2%

## Academy Comments:

# Hope Academy

Grades in 2007-2008:

K-6, Spec

School Opened: 1998

Current Contract Term: 2008 through 2013

## Mission Statement:

The academy is emphasizing: academic excellence, building self-esteem, character building, leadership skills, traditional morals and values, small class size, a nurturing environment, responsible citizenship, entrepreneurship, and partnership with parents and community.

Educational Service Provider: Self-managed

Authorizer: Eastern Michigan University

## Grades

K-6, Spec

## Address

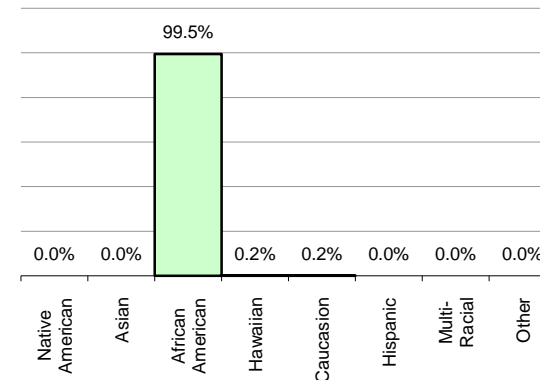
10100 Grand River Avenue, Detroit

Pupils  
07-08  
441

Ed YES!  
07-08  
C

NCLB Phase  
07-08  
Phase 0

## Ethnicity 2007-2008



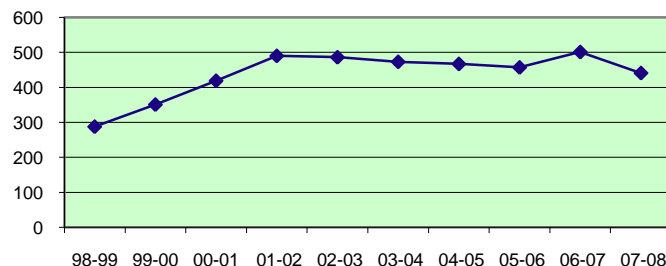
## Academic:

Instruction Type: Traditional  
Average Teacher Salary (06-07): \$43,315  
Teacher/Student Ratio (06-07): 1:17  
Attendance (07-08): 90.0%  
Graduation Rate (07-08): NA

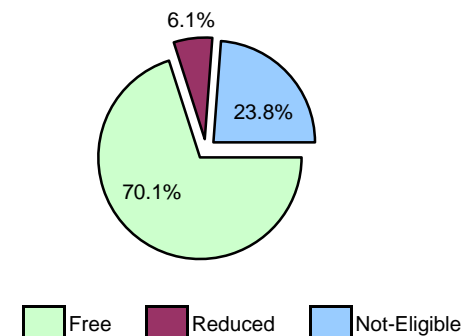
## Financial:

Foundation Grant (06-07): \$7,385  
Fund Balance (06-07): \$432,502  
Percent Operating Expenditures Spent On Instruction (06-07): 54.8%

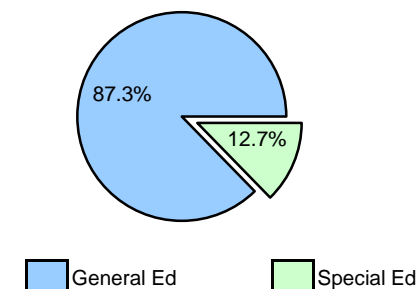
## Pupil Count Trend



## Free /Reduced Lunch Eligibility 2007-2008



## General and Special Ed Status 2007-2008



## Achievement (Percent Proficient on MEAP):

2007-2008	Academy	Detroit City School District	State Average
ELA 3	48.4%	62.4%	80.9%
ELA 4	33.9%	52.1%	76.3%
ELA 5	60.0%	51.0%	77.6%
ELA 6	54.2%	50.9%	79.6%
ELA 7		41.9%	74.4%
ELA 8		49.0%	75.3%
MME ELA		26.0%	52.3%
Math 3	65.6%	70.0%	90.2%
Math 4	43.5%	63.7%	85.8%
Math 5	56.0%	44.1%	74.2%
Math 6	28.8%	39.2%	72.7%
Math 7		43.5%	72.7%
Math 8		38.5%	71.6%
MME Math		14.3%	46.2%

## Academy Comments:

# Hope of Detroit Academy

Grades in 2007-2008: K-12, Spec

School Opened: 1999

Current Contract Term: 2004 through 2009

Mission Statement:

Educational Service Provider: Leona Group

Authorizer: Ferris State University

**Grades**  
K-8, Spec  
9-12, Spec

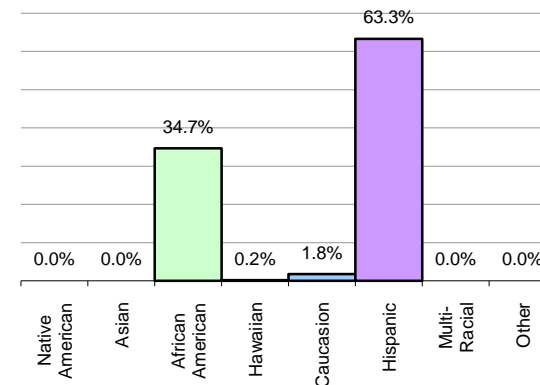
**Address**  
4443 N. Campbell, Detroit  
1250 Rosa Parks Boulevard, Detroit

**Pupils**  
07-08  
463  
33

**Ed YES!**  
07-08  
C  
D-Alert

**NCLB Phase**  
07-08  
Phase 0  
Phase 0

**Ethnicity  
2007-2008**



## Academic:

Instruction Type: Progressive

Average Teacher Salary (06-07): \$43,786

Teacher/Student Ratio (06-07): 1:22

Attendance (07-08): 93.5%

Graduation Rate (07-08): NA

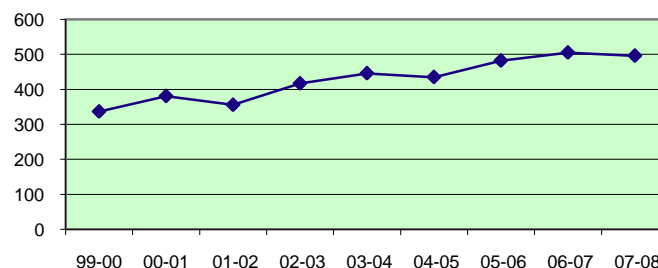
## Financial:

Foundation Grant (06-07): \$7,385

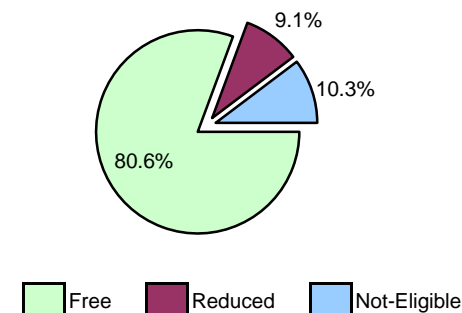
Fund Balance (06-07): \$1,275,309

Percent Operating Expenditures Spent On Instruction (06-07): 43.6%

**Pupil Count Trend**



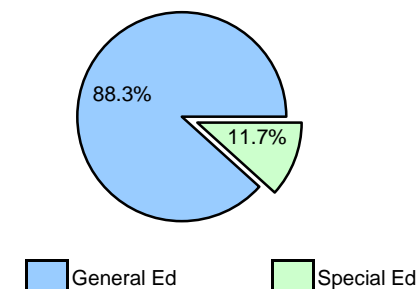
**Free /Reduced Lunch Eligibility  
2007-2008**



**Achievement (Percent Proficient on MEAP):**

2007-2008	Academy	Detroit City School District	State Average
ELA 3	49.0%	62.4%	80.9%
ELA 4	35.8%	52.1%	76.3%
ELA 5	50.0%	51.0%	77.6%
ELA 6	57.4%	50.9%	79.6%
ELA 7	51.1%	41.9%	74.4%
ELA 8	77.5%	49.0%	75.3%
MME ELA	15.4%	26.0%	52.3%
Math 3	76.0%	70.0%	90.2%
Math 4	63.0%	63.7%	85.8%
Math 5	49.1%	44.1%	74.2%
Math 6	46.3%	39.2%	72.7%
Math 7	71.1%	43.5%	72.7%
Math 8	87.5%	38.5%	71.6%
MME Math	0.0%	14.3%	46.2%

**General and Special Ed Status  
2007-2008**



## Academy Comments:



# Horizons Community High School

Grades in 2007-2008: 9-12, Alt, Spec

School Opened: 1995 Current Contract Term: NA through NA

## Mission Statement:

Horizons is a North Central Association accredited secondary school offering a high school diploma to students who meet graduation requirements. Students share with staff the responsibility for governing their school. Instructional strategies include ungraded, multi-age grouping, individualized math/science and English programs, interdisciplinary classes, team teaching and experiential hands-on learning.

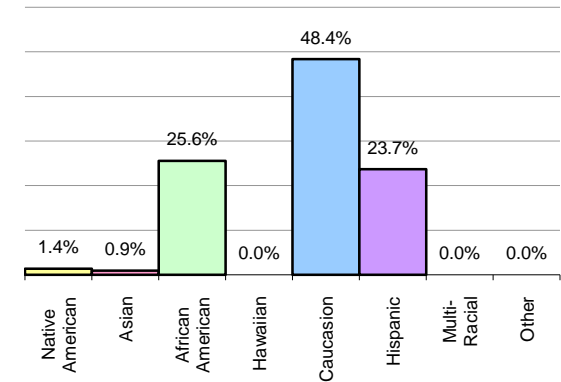
Educational Service Provider: Self-managed

Authorizer: Wyoming Public Schools

Grades: 9-12, Alt, Spec  
Address: 1585 36th Street SW, Wyoming

Pupils 07-08: 215  
Ed YES! 07-08: C  
NCLB Phase 07-08: Phase 4

## Ethnicity 2007-2008



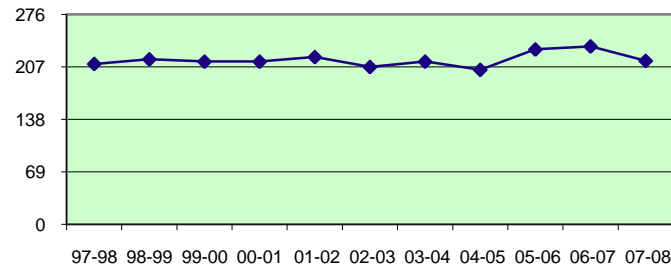
## Academic:

Instruction Type: Progressive  
Average Teacher Salary (06-07): \$45,822  
Teacher/Student Ratio (06-07): 1:19  
Attendance (07-08): 100.0%  
Graduation Rate (07-08): 18.5%

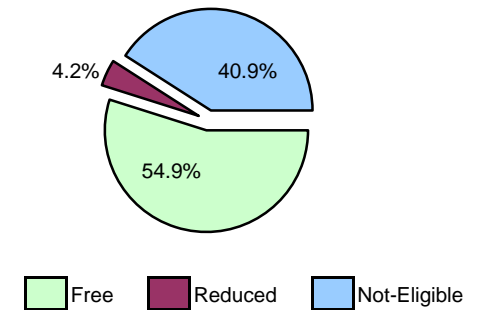
## Financial:

Foundation Grant (06-07): \$7,113  
Fund Balance (06-07): \$455,096  
Percent Operating Expenditures Spent On Instruction (06-07): 64.4%

## Pupil Count Trend



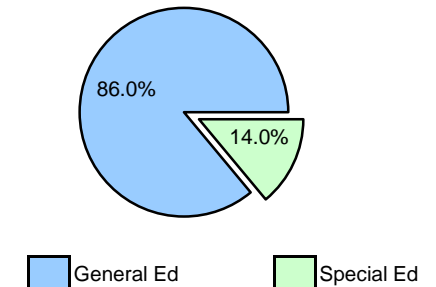
## Free /Reduced Lunch Eligibility 2007-2008



## Achievement (Percent Proficient on MEAP):

2007-2008	Academy	Wyoming Public Schools	State Average
ELA 3		79.4%	80.9%
ELA 4		76.5%	76.3%
ELA 5		75.2%	77.6%
ELA 6		81.6%	79.6%
ELA 7		71.6%	74.4%
ELA 8		77.8%	75.3%
MME ELA	15.0%	39.4%	52.3%
Math 3		92.5%	90.2%
Math 4		91.8%	85.8%
Math 5		76.0%	74.2%
Math 6		71.0%	72.7%
Math 7		74.9%	72.7%
Math 8		79.1%	71.6%
MME Math	15.0%	30.8%	46.2%

## General and Special Ed Status 2007-2008



## Academy Comments:

# Hospitality Academy of St. Clair County

Grades in 2007-2008: 11-12, Spec

School Opened: 2000

Current Contract Term: 2006 through 2009

Mission Statement:

Ethnicity  
2007-2008

Educational Service Provider: Self-managed

Authorizer: St. Clair ISD

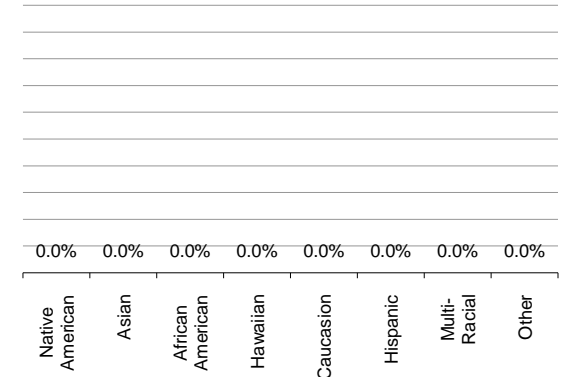
Grades  
11-12, Spec

Address  
PO Box 1500, Marysville

Pupils  
07-08  
NDA\*

Ed YES!  
07-08  
NA

NCLB Phase  
07-08  
NA



## Academic:

Instruction Type: Vocational  
Average Teacher Salary (06-07): NDA\*  
Teacher/Student Ratio (06-07): NDA\*  
Attendance (07-08): 95.4%  
Graduation Rate (07-08): NA

No Data  
Available

Free /Reduced Lunch Eligibility  
2007-2008

No Data  
Available

## Financial:

Foundation Grant (06-07): NDA\*  
Fund Balance (06-07): NDA\*  
Percent Operating Expenditures Spent On Instruction (06-07): NDA\*

## Achievement (Percent Proficient on MEAP):

2007-2008	Academy	Port Huron Area School District	State Average
ELA 3		81.9%	80.9%
ELA 4		74.4%	76.3%
ELA 5		80.0%	77.6%
ELA 6		80.6%	79.6%
ELA 7		76.3%	74.4%
ELA 8		75.4%	75.3%
MME ELA		47.0%	52.3%
Math 3		88.7%	90.2%
Math 4		80.8%	85.8%
Math 5		71.4%	74.2%
Math 6		67.7%	72.7%
Math 7		72.4%	72.7%
Math 8		66.4%	71.6%
MME Math		39.6%	46.2%

Free Reduced Not-Eligible

General and Special Ed Status  
2007-2008

No Data  
Available

General Ed Special Ed

## Academy Comments:

# Huron Academy

Grades in 2007-2008:

K-6, Spec

School Opened: 1999 Current Contract Term: 2004 through 2011

## Mission Statement:

Huron Academy teaches students that I search, I discover, I create.

Educational Service Provider: Imagine Schools

Authorizer: Ferris State University

## Grades

K-6, Spec

## Address

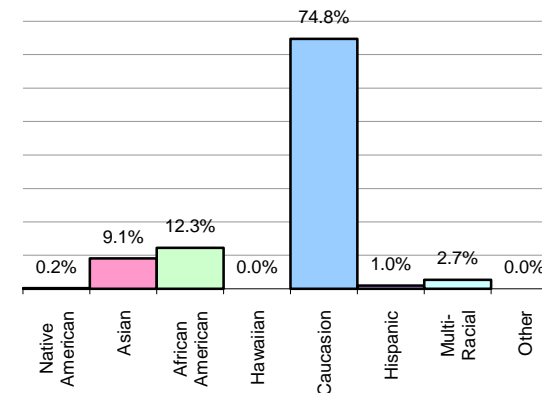
11401 Metro Parkway, Sterling Heights

Pupils  
07-08  
408

Ed YES!  
07-08  
B

NCLB Phase  
07-08  
Phase 0

## Ethnicity 2007-2008



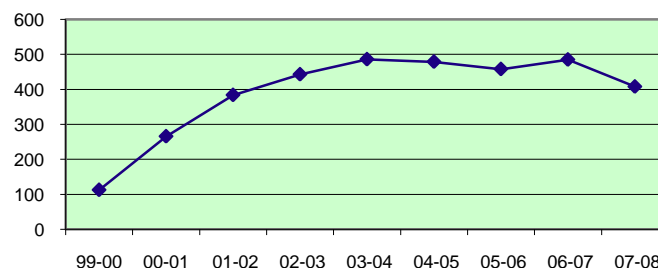
## Academic:

Instruction Type: General  
Average Teacher Salary (06-07): \$34,269  
Teacher/Student Ratio (06-07): 1:14  
Attendance (07-08): 95.1%  
Graduation Rate (07-08): NA

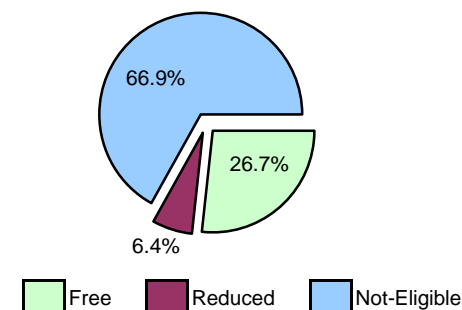
## Financial:

Foundation Grant (06-07): \$7,385  
Fund Balance (06-07): \$1,722,400  
Percent Operating Expenditures Spent On Instruction (06-07): 55.3%

## Pupil Count Trend



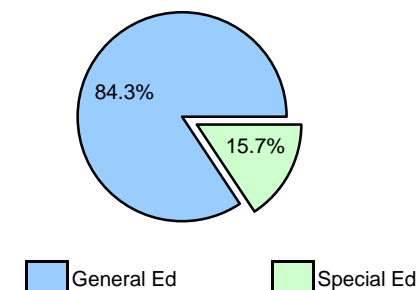
## Free /Reduced Lunch Eligibility 2007-2008



## Achievement (Percent Proficient on MEAP):

2007-2008	Academy	Utica Community Schools	State Average
ELA 3	84.3%	88.1%	80.9%
ELA 4	70.9%	83.8%	76.3%
ELA 5	81.6%	84.7%	77.6%
ELA 6	74.4%	89.3%	79.6%
ELA 7		80.6%	74.4%
ELA 8		82.9%	75.3%
MME ELA		64.9%	52.3%
Math 3	94.3%	95.3%	90.2%
Math 4	81.8%	91.4%	85.8%
Math 5	76.3%	81.1%	74.2%
Math 6	74.4%	81.2%	72.7%
Math 7		80.5%	72.7%
Math 8		83.5%	71.6%
MME Math		61.4%	46.2%

## General and Special Ed Status 2007-2008



## Academy Comments:

# Industrial Technology Academy

Grades in 2007-2008: 11-12, Spec

School Opened: 1996 Current Contract Term: 2007 through 2010  
Mission Statement:

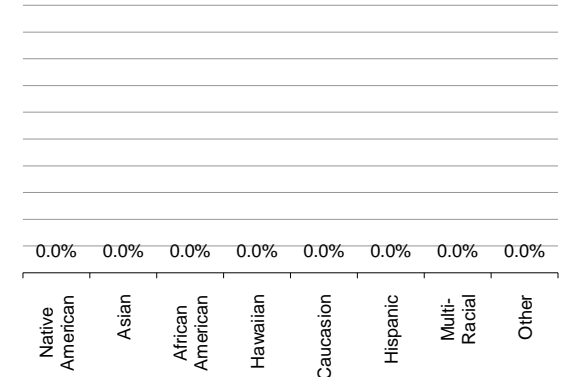
Ethnicity  
2007-2008

Educational Service Provider: Self-managed

Authorizer: St. Clair ISD

Grades 11-12, Spec Address PO Box 1500, Marysville

Pupils 07-08 NDA\* Ed YES! 07-08 NA NCLB Phase 07-08 NA



## Academic:

Instruction Type: NDA\*  
Average Teacher Salary (06-07): NDA\*  
Teacher/Student Ratio (06-07): NDA\*  
Attendance (07-08): 95.9%  
Graduation Rate (07-08): NA

No Data  
Available

Free /Reduced Lunch Eligibility  
2007-2008

No Data  
Available

## Financial:

Foundation Grant (06-07): NDA\*  
Fund Balance (06-07): NDA\*  
Percent Operating Expenditures Spent On Instruction (06-07): NDA\*

## Achievement (Percent Proficient on MEAP):

2007-2008	Academy	Port Huron Area School District	State Average
ELA 3		81.9%	80.9%
ELA 4		74.4%	76.3%
ELA 5		80.0%	77.6%
ELA 6		80.6%	79.6%
ELA 7		76.3%	74.4%
ELA 8		75.4%	75.3%
MME ELA		47.0%	52.3%
Math 3		88.7%	90.2%
Math 4		80.8%	85.8%
Math 5		71.4%	74.2%
Math 6		67.7%	72.7%
Math 7		72.4%	72.7%
Math 8		66.4%	71.6%
MME Math		39.6%	46.2%

Free Reduced Not-Eligible

General and Special Ed Status  
2007-2008

No Data  
Available

General Ed Special Ed

## Academy Comments:

# Information Technology Academy of St. Clair

Grades in 2007-2008: 11-12, Spec

School Opened: 2000 Current Contract Term: 2006 through 2009  
Mission Statement:

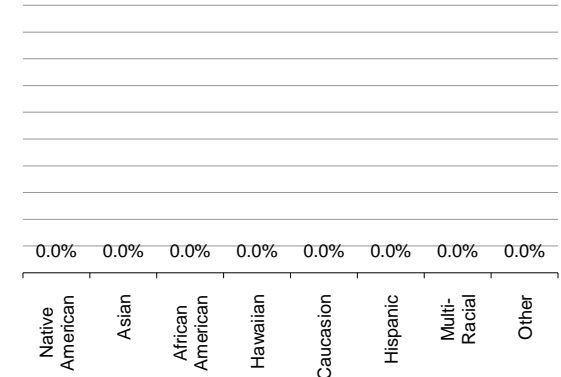
Educational Service Provider: Self-managed

Authorizer: St. Clair ISD

Grades: 11-12, Spec Address: PO Box 1500, Marysville

Pupils 07-08: NDA\* Ed YES! 07-08: NA NCLB Phase 07-08: NA

Ethnicity  
2007-2008



## Academic:

Instruction Type: Vocational  
Average Teacher Salary (06-07): NDA\*  
Teacher/Student Ratio (06-07): NDA\*  
Attendance (07-08): 97.1%  
Graduation Rate (07-08): NA

No Data  
Available

Free /Reduced Lunch Eligibility  
2007-2008

No Data  
Available

## Financial:

Foundation Grant (06-07): NDA\*  
Fund Balance (06-07): NDA\*  
Percent Operating Expenditures Spent On Instruction (06-07): NDA\*

## Achievement (Percent Proficient on MEAP):

2007-2008	Academy	Port Huron Area School District	State Average
ELA 3		81.9%	80.9%
ELA 4		74.4%	76.3%
ELA 5		80.0%	77.6%
ELA 6		80.6%	79.6%
ELA 7		76.3%	74.4%
ELA 8		75.4%	75.3%
MME ELA		47.0%	52.3%
Math 3		88.7%	90.2%
Math 4		80.8%	85.8%
Math 5		71.4%	74.2%
Math 6		67.7%	72.7%
Math 7		72.4%	72.7%
Math 8		66.4%	71.6%
MME Math		39.6%	46.2%

Free Reduced Not-Eligible

General and Special Ed Status  
2007-2008

No Data  
Available

General Ed Special Ed

## Academy Comments:

# International Academy of Flint

Grades in 2007-2008: K-12, Spec

School Opened: 1999 Current Contract Term: 2007 through 2012

## Mission Statement:

The International Academy of Flint will prepare each student for success in college; inspire a life-long love of learning; foster responsible citizenship.

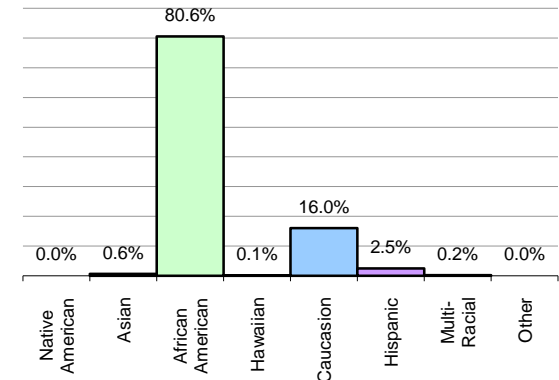
Educational Service Provider: Flint Education Management

Authorizer: Central Michigan University

<b>Grades</b>	<b>Address</b>
K-1, Spec	460 W. Atherton, Flint
2-12, Spec	2820 S. Saginaw Street, Flint

<b>Pupils</b>	<b>Ed YES!</b>	<b>NCLB Phase</b>
<b>07-08</b>	<b>07-08</b>	<b>07-08</b>
183	B	Phase 0
753	B	Phase 0

## Ethnicity 2007-2008



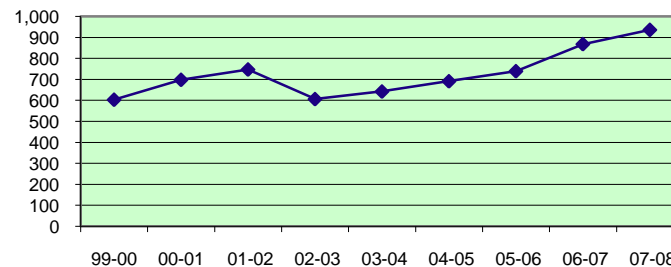
## Academic:

Instruction Type:	Traditional
Average Teacher Salary (06-07):	\$30,381
Teacher/Student Ratio (06-07):	1:19
Attendance (07-08):	100.0%
Graduation Rate (07-08):	NA

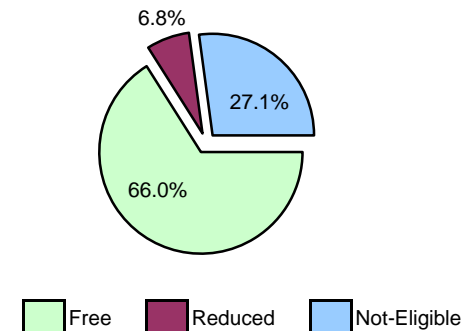
## Financial:

Foundation Grant (06-07):	\$7,385
Fund Balance (06-07):	\$449,644
Percent Operating Expenditures Spent On Instruction (06-07):	46.7%

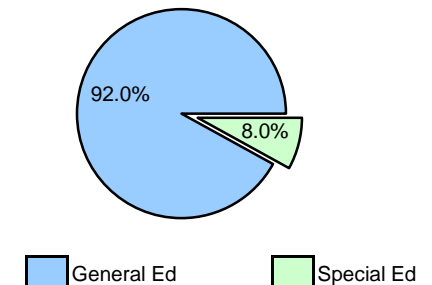
## Pupil Count Trend



## Free /Reduced Lunch Eligibility 2007-2008



## General and Special Ed Status 2007-2008



## Achievement (Percent Proficient on MEAP):

2007-2008	Academy	Flint City School District	State Average
ELA 3	59.8%	62.4%	80.9%
ELA 4	61.5%	44.4%	76.3%
ELA 5	62.8%	49.1%	77.6%
ELA 6	78.5%	59.3%	79.6%
ELA 7	75.8%	36.3%	74.4%
ELA 8	81.2%	43.3%	75.3%
MME ELA	52.4%	24.6%	52.3%
Math 3	87.8%	76.3%	90.2%
Math 4	91.1%	65.2%	85.8%
Math 5	72.7%	43.6%	74.2%
Math 6	80.0%	52.1%	72.7%
Math 7	76.8%	33.4%	72.7%
Math 8	68.1%	34.4%	71.6%
MME Math	42.9%	16.5%	46.2%

## Academy Comments:

# International Academy of Saginaw

Grades in 2007-2008:

K-3, Spec

School Opened: 2007

Current Contract Term: 2007 through 2015

Mission Statement:

Educational Service Provider: Cincinnati Education Management(SABIS)

Authorizer: Bay Mills Community College

Grades

K-3, Spec

Address

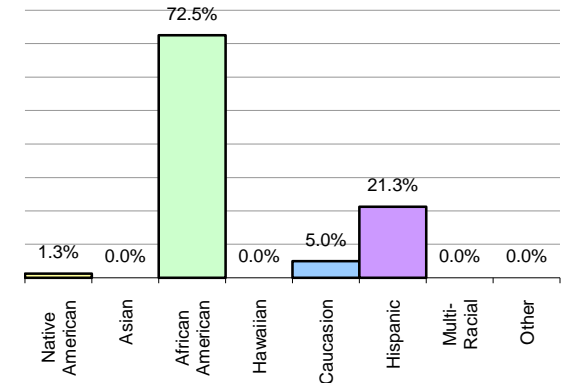
1944 Iowa Avenue, Saginaw

Pupils  
07-08  
81

Ed YES!  
07-08  
No Grade

NCLB Phase  
07-08  
Phase 0

Ethnicity  
2007-2008



## Academic:

Instruction Type:

NDA\*

Average Teacher Salary (06-07):

NDA\*

Teacher/Student Ratio (06-07):

NDA\*

Attendance (07-08):

NDA\*

Graduation Rate (07-08):

NDA\*

## Financial:

Foundation Grant (06-07):

NDA\*

Fund Balance (06-07):

NDA\*

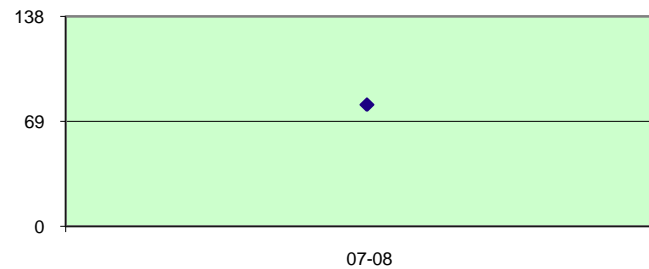
Percent Operating Expenditures

NDA\*

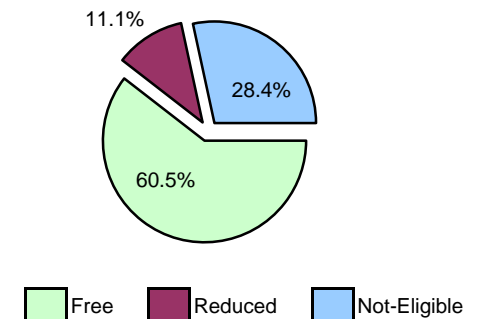
Spent On Instruction (06-07):

NDA\*

Pupil Count Trend



Free /Reduced Lunch Eligibility  
2007-2008

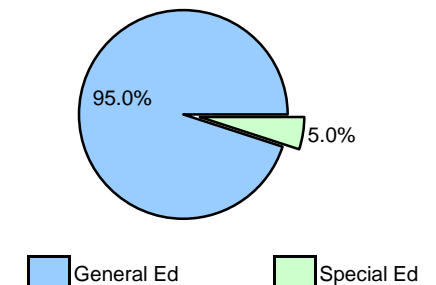


## Academy Comments:

Achievement (Percent Proficient on MEAP):

2007-2008	Academy	Bridgeport-Spaulding Community Scho	State Average
ELA 3	66.7%	67.7%	80.9%
ELA 4		62.4%	76.3%
ELA 5		67.4%	77.6%
ELA 6		68.7%	79.6%
ELA 7		59.7%	74.4%
ELA 8		67.3%	75.3%
MME ELA		28.6%	52.3%
Math 3	100.0%	80.8%	90.2%
Math 4		82.1%	85.8%
Math 5		60.0%	74.2%
Math 6		63.9%	72.7%
Math 7		62.1%	72.7%
Math 8		65.5%	71.6%
MME Math		22.7%	46.2%

General and Special Ed Status  
2007-2008





# Island City Academy

Grades in 2007-2008:

K-8, Spec

**School Opened:** 1996 **Current Contract Term:** 2006 through 2011

## Mission Statement:

The mission of Island City Academy is to improve pupil achievement through a shared vision between talented teachers, parents and students whose primary goal is academic excellence coupled with moral standards and expectations.

**Educational Service Provider:** Advance Educational Services

**Authorizer:** Central Michigan University

**Grades**

K-8, Spec

**Address**

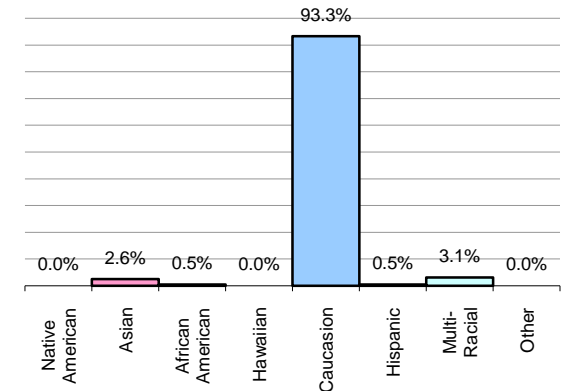
6421 Clinton Road, Eaton Rapids

**Pupils  
07-08**  
194

**Ed YES!  
07-08**  
A

**NCLB Phase  
07-08**  
Phase 0

**Ethnicity  
2007-2008**



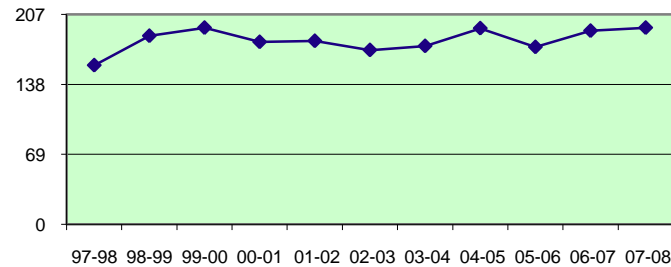
## Academic:

Instruction Type: General  
Average Teacher Salary (06-07): \$36,680  
Teacher/Student Ratio (06-07): 1:17  
Attendance (07-08): 94.5%  
Graduation Rate (07-08): NA

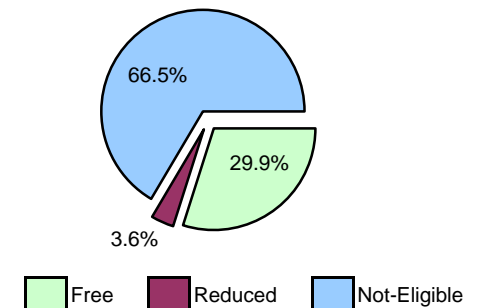
## Financial:

Foundation Grant (06-07): \$7,085  
Fund Balance (06-07): \$398,368  
Percent Operating Expenditures Spent On Instruction (06-07): 62.3%

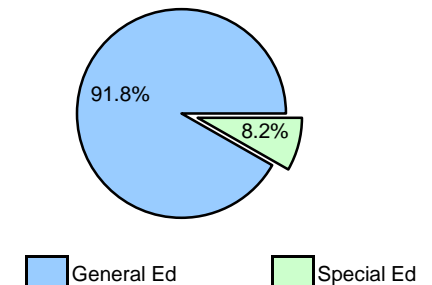
**Pupil Count Trend**



**Free /Reduced Lunch Eligibility  
2007-2008**



**General and Special Ed Status  
2007-2008**



**Achievement (Percent Proficient on MEAP):**

2007-2008	Academy	Eaton Rapids Public Schools	State Average
ELA 3	86.4%	85.1%	80.9%
ELA 4	85.7%	81.7%	76.3%
ELA 5	90.9%	79.6%	77.6%
ELA 6	84.2%	76.7%	79.6%
ELA 7	76.5%	75.4%	74.4%
ELA 8	83.3%	72.6%	75.3%
MME ELA		55.8%	52.3%
Math 3	100.0%	92.0%	90.2%
Math 4	95.2%	92.5%	85.8%
Math 5	81.8%	67.9%	74.2%
Math 6	84.2%	67.7%	72.7%
Math 7	70.6%	68.8%	72.7%
Math 8	75.0%	79.8%	71.6%
MME Math		45.4%	46.2%

## Academy Comments:

# Jackson Arts and Technology PSA

Grades in 2007-2008:

K-6, Spec

**School Opened:** 2003 **Current Contract Term:** 2002 through 2009

## Mission Statement:

Jackson Arts & Technology Academy is founded on the simple convictions that a first-rate education is the birthright of every individual, that all children can learn, and that every child must be challenged to reach his or her full potential.

**Educational Service Provider:** Mosaica Education

**Authorizer:** Bay Mills Community College

**Grades**

K-6, Spec

**Address**

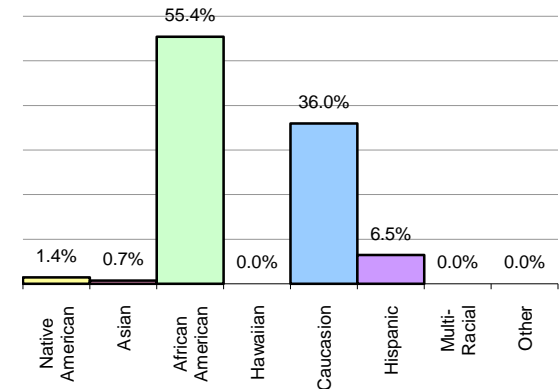
500 Griswold Street, Jackson

**Pupils  
07-08**  
139

**Ed YES!  
07-08**  
C

**NCLB Phase  
07-08**  
Phase 0

**Ethnicity  
2007-2008**



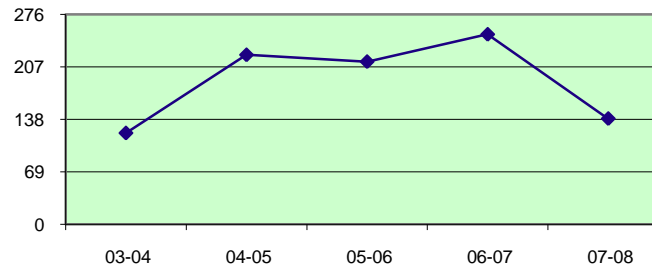
## Academic:

Instruction Type: Traditional  
Average Teacher Salary (06-07): \$33,306  
Teacher/Student Ratio (06-07): 1:13  
Attendance (07-08): 91.6%  
Graduation Rate (07-08): NA

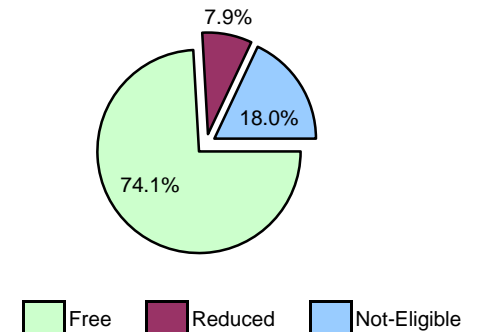
## Financial:

Foundation Grant (06-07): \$7,137  
Fund Balance (06-07): \$210,328  
Percent Operating Expenditures Spent On Instruction (06-07): 38.0%

**Pupil Count Trend**



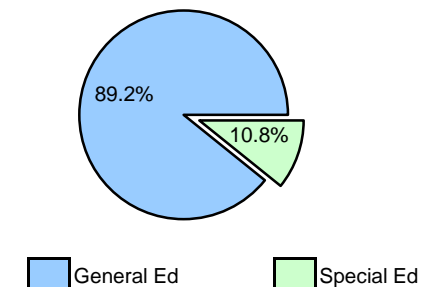
**Free /Reduced Lunch Eligibility  
2007-2008**



**Achievement (Percent Proficient on MEAP):**

2007-2008	Academy	Jackson Public Schools	State Average
ELA 3	53.8%	66.3%	80.9%
ELA 4	38.9%	60.4%	76.3%
ELA 5	20.0%	58.6%	77.6%
ELA 6	14.3%	65.8%	79.6%
ELA 7		58.3%	74.4%
ELA 8		58.2%	75.3%
MME ELA		35.5%	52.3%
Math 3	76.9%	84.2%	90.2%
Math 4	47.4%	73.4%	85.8%
Math 5	9.1%	53.1%	74.2%
Math 6	0.0%	58.5%	72.7%
Math 7		46.6%	72.7%
Math 8		45.8%	71.6%
MME Math		30.8%	46.2%

**General and Special Ed Status  
2007-2008**



## Academy Comments:

# Joseph P. Lumsden Bahweting Anishnabe Academy

Grades in 2007-2008:

K-8, Spec

School Opened: 1995

Current Contract Term: 2007 through 2010

## Mission Statement:

The academy offers Native American (Ojibway) cultured education; integrated into core curriculum; thematic instruction.

Educational Service Provider: Self-managed

Authorizer: Northern Michigan University

## Grades

K-8, Spec

## Address

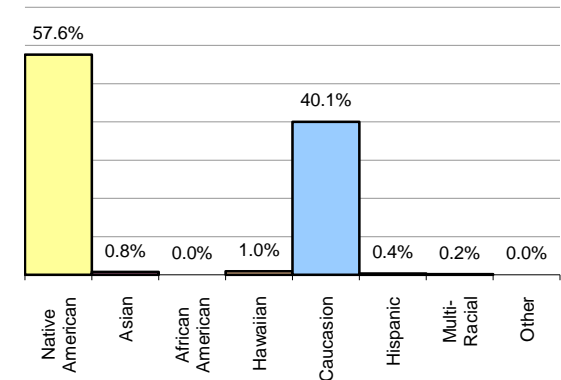
1301 Marquette Street, Sault Ste. Marie

Pupils  
07-08  
514

Ed YES!  
07-08  
A

NCLB Phase  
07-08  
Phase 0

## Ethnicity 2007-2008



## Academic:

Instruction Type:

General/Conversion

Average Teacher Salary (06-07):

\$39,504

Teacher/Student Ratio (06-07):

1:19

Attendance (07-08):

94.1%

Graduation Rate (07-08):

NA

## Financial:

Foundation Grant (06-07):

\$7,085

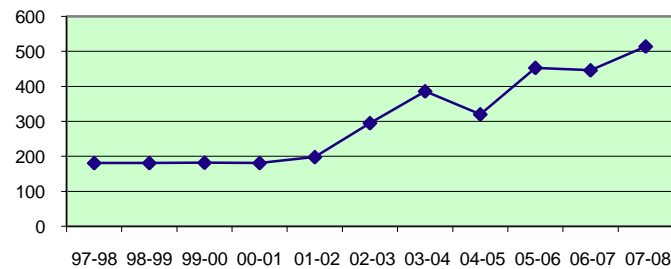
Fund Balance (06-07):

\$3,080,879

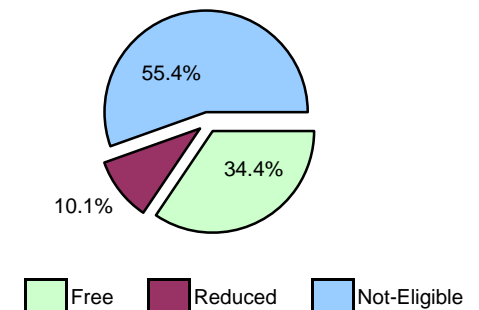
Percent Operating Expenditures

Spent On Instruction (06-07): 62.6%

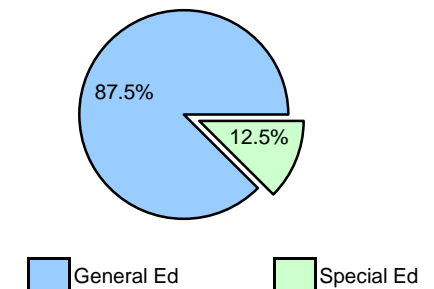
## Pupil Count Trend



## Free /Reduced Lunch Eligibility 2007-2008



## General and Special Ed Status 2007-2008



## Achievement (Percent Proficient on MEAP):

2007-2008	Academy	Sault Ste. Marie Area Schools	State Average
ELA 3	83.9%	82.5%	80.9%
ELA 4	77.8%	78.4%	76.3%
ELA 5	73.2%	81.3%	77.6%
ELA 6	82.1%	85.7%	79.6%
ELA 7	75.0%	74.8%	74.4%
ELA 8	61.5%	65.6%	75.3%
MME ELA		54.2%	52.3%
Math 3	90.5%	93.7%	90.2%
Math 4	97.8%	88.5%	85.8%
Math 5	82.9%	83.0%	74.2%
Math 6	82.5%	82.7%	72.7%
Math 7	93.8%	76.2%	72.7%
Math 8	84.6%	78.7%	71.6%
MME Math		39.2%	46.2%

## Academy Comments:

# Joy Preparatory Academy

Grades in 2007-2008:

K-8, Spec

**School Opened:** 1999 **Current Contract Term:** 2004 through 2008

## Mission Statement:

Joy Preparatory Academy is a learning community where children, parents and staff will explore the richness of learning in a safe, healthy and challenging environment. The school community will endeavor to motivate and actively encourage students to become lifelong learners. The staff will focus on developing the whole child, academically and socially, to become productive contributors in a global society.

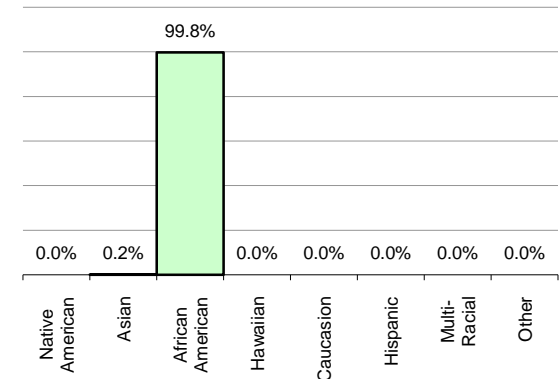
**Educational Service Provider:** Leona Group

**Authorizer:** Ferris State University

Grades	Address
K-2, Spec	1129 Oakman Boulevard, Detroit
3-8, Spec	15055 Dexter, Detroit

Pupils 07-08	Ed YES! 07-08	NCLB Phase 07-08
180	B	Phase 0
275	C	Phase 0

**Ethnicity  
2007-2008**



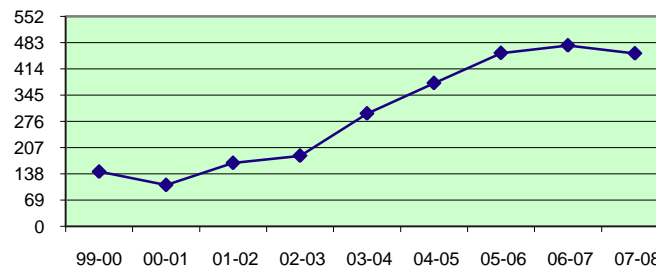
## Academic:

Instruction Type:	Progressive
Average Teacher Salary (06-07):	\$41,388
Teacher/Student Ratio (06-07):	1:27
Attendance (07-08):	90.1%
Graduation Rate (07-08):	NA

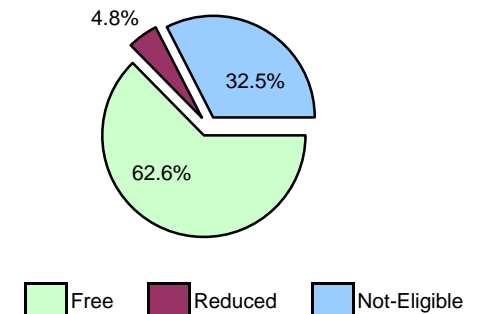
## Financial:

Foundation Grant (06-07):	\$7,385
Fund Balance (06-07):	\$620,652
Percent Operating Expenditures Spent On Instruction (06-07):	40.3%

**Pupil Count Trend**



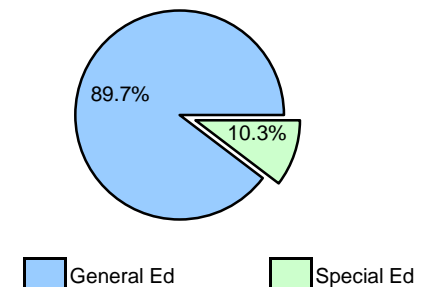
**Free /Reduced Lunch Eligibility  
2007-2008**



**Achievement (Percent Proficient on MEAP):**

2007-2008	Academy	School District Of The City Of Inks	State Average
ELA 3	57.1%	75.4%	80.9%
ELA 4	35.7%	67.6%	76.3%
ELA 5	45.2%	74.4%	77.6%
ELA 6	45.8%	73.4%	79.6%
ELA 7	35.6%	54.9%	74.4%
ELA 8	57.8%	67.6%	75.3%
MME ELA		24.5%	52.3%
Math 3	71.4%	88.2%	90.2%
Math 4	53.5%	87.3%	85.8%
Math 5	31.0%	77.5%	74.2%
Math 6	20.8%	72.9%	72.7%
Math 7	31.1%	76.5%	72.7%
Math 8	47.7%	69.6%	71.6%
MME Math		13.3%	46.2%

**General and Special Ed Status  
2007-2008**



## Academy Comments:

# Kalamazoo Advantage Academy

Grades in 2007-2008: K-8, Spec, PK

School Opened: 1998 Current Contract Term: NA through NA

## Mission Statement:

Kalamazoo Advantage Academy was founded on the simple convictions that, a first-rate education is the birthright of every individual, that all children can learn, and that every child should be challenged to reach his or her full potential.

Educational Service Provider: Mosaica Education

Authorizer: Grand Valley State University

Pupils 07-08: 274  
Ed YES! 07-08: C  
NCLB Phase 07-08: Phase 0

Grades: K-8, Spec, PK  
Address: 121 W. South Street, Kalamazoo

## Academic:

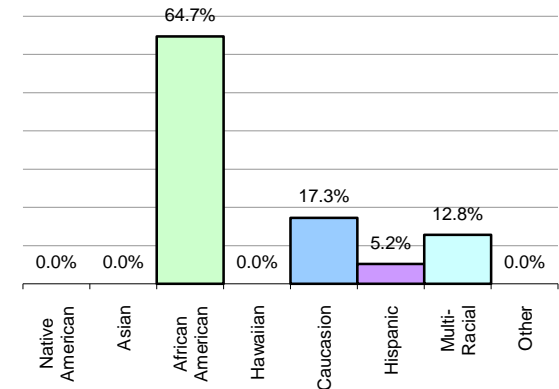
Instruction Type: Traditional  
Average Teacher Salary (06-07): \$39,174  
Teacher/Student Ratio (06-07): 1:21  
Attendance (07-08): 88.8%  
Graduation Rate (07-08): NA

## Financial:

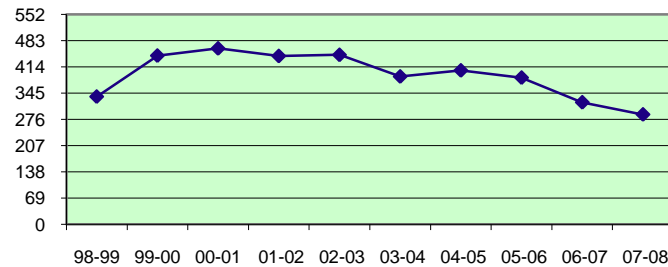
Foundation Grant (06-07): \$7,385  
Fund Balance (06-07): \$99,591  
Percent Operating Expenditures Spent On Instruction (06-07): 48.2%

## Academy Comments:

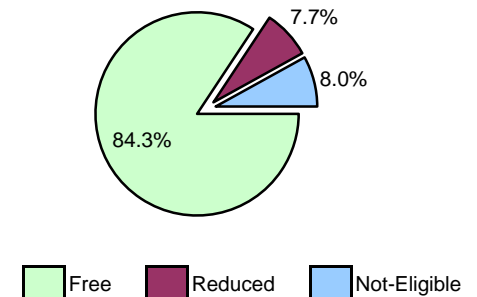
Ethnicity  
2007-2008



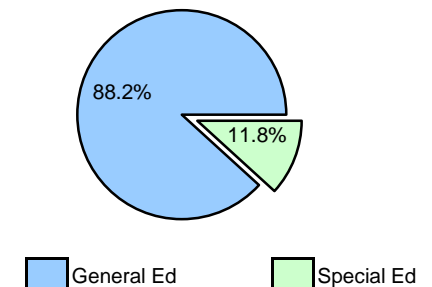
Pupil Count Trend



Free /Reduced Lunch Eligibility  
2007-2008



General and Special Ed Status  
2007-2008



Achievement (Percent Proficient on MEAP):

2007-2008	Academy	Kalamazoo Public School District	State Average
ELA 3	60.0%	67.8%	80.9%
ELA 4	33.3%	56.3%	76.3%
ELA 5	38.9%	63.8%	77.6%
ELA 6	48.1%	61.8%	79.6%
ELA 7	25.0%	52.2%	74.4%
ELA 8	75.9%	54.6%	75.3%
MME ELA		39.0%	52.3%
Math 3	73.3%	76.1%	90.2%
Math 4	60.7%	65.8%	85.8%
Math 5	30.6%	59.4%	74.2%
Math 6	51.9%	55.3%	72.7%
Math 7	18.8%	51.4%	72.7%
Math 8	31.0%	51.3%	71.6%
MME Math		34.6%	46.2%

# Kensington Woods High School

Grades in 2007-2008: 9-12, Spec

School Opened: 1995 Current Contract Term: 2005 through 2010

## Mission Statement:

Kensington Woods High School will provide students with a superior technical and academic education in a student centered environment that promotes character and values.

Educational Service Provider: C.S. Partners

Authorizer: Central Michigan University

Grades  
9-12, Spec

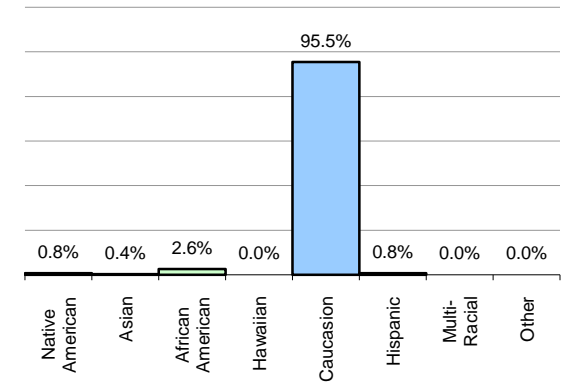
Address  
3750 Cleary Drive, Howell

Pupils  
07-08  
266

Ed YES!  
07-08  
C

NCLB Phase  
07-08  
Phase 1

## Ethnicity 2007-2008



## Academic:

Instruction Type: General/Vocational

Average Teacher Salary (06-07): \$36,401

Teacher/Student Ratio (06-07): 1:25

Attendance (07-08): 92.7%

Graduation Rate (07-08): 43.0%

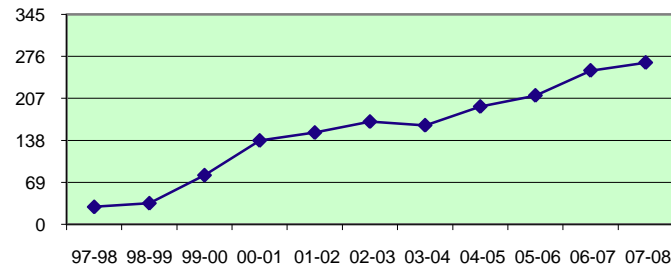
## Financial:

Foundation Grant (06-07): \$7,085

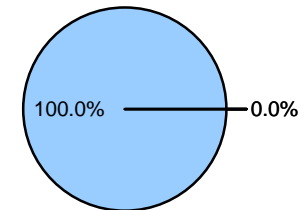
Fund Balance (06-07): \$161,336

Percent Operating Expenditures Spent On Instruction (06-07): 42.3%

## Pupil Count Trend



## Free /Reduced Lunch Eligibility 2007-2008

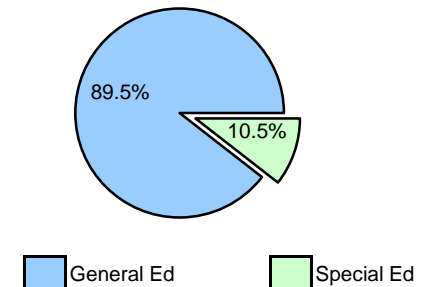


## Achievement (Percent Proficient on MEAP):

2007-2008	Academy	Howell Public Schools	State Average
ELA 3		88.7%	80.9%
ELA 4		85.7%	76.3%
ELA 5		86.2%	77.6%
ELA 6		87.6%	79.6%
ELA 7		85.7%	74.4%
ELA 8		84.8%	75.3%
MME ELA	48.8%	56.2%	52.3%
Math 3		96.2%	90.2%
Math 4		91.7%	85.8%
Math 5		89.7%	74.2%
Math 6		85.7%	72.7%
Math 7		87.6%	72.7%
Math 8		86.6%	71.6%
MME Math	39.0%	53.9%	46.2%

Free Reduced Not-Eligible

## General and Special Ed Status 2007-2008



## Academy Comments:

# Keystone Academy

Grades in 2007-2008:

K-8, Spec

**School Opened:** 2003 **Current Contract Term:** 2002 through 2011

## Mission Statement:

Working in partnership with parents and community, the Keystone Charter Academy mission is to become one of the finest K-8 schools in the country.

**Educational Service Provider:** National Heritage Academies

**Authorizer:** Bay Mills Community College

**Grades**

K-8, Spec

**Address**

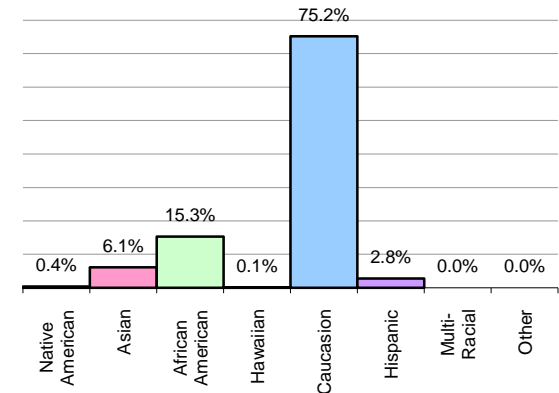
47925 Bemis Road, Belleville

**Pupils  
07-08**  
686

**Ed YES!  
07-08**  
B

**NCLB Phase  
07-08**  
Phase 0

**Ethnicity  
2007-2008**



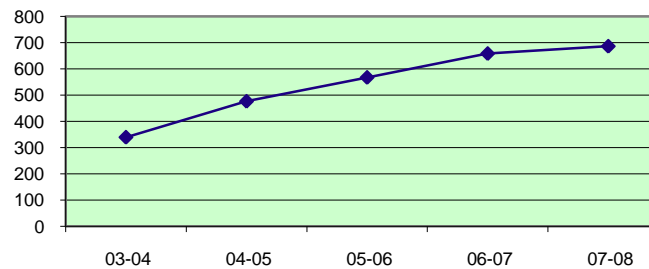
## Academic:

Instruction Type: Traditional  
Average Teacher Salary (06-07): \$41,995  
Teacher/Student Ratio (06-07): 1:25  
Attendance (07-08): 95.2%  
Graduation Rate (07-08): NA

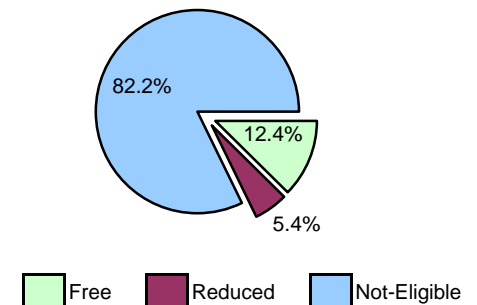
## Financial:

Foundation Grant (06-07): \$7,385  
Fund Balance (06-07): \$38,978  
Percent Operating Expenditures Spent On Instruction (06-07): 39.4%

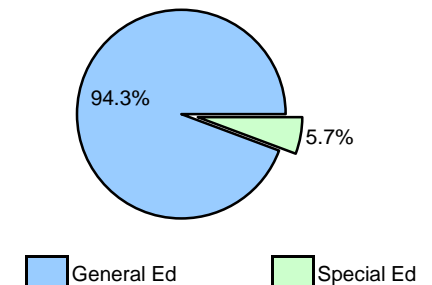
**Pupil Count Trend**



**Free /Reduced Lunch Eligibility  
2007-2008**



**General and Special Ed Status  
2007-2008**



**Achievement (Percent Proficient on MEAP):**

2007-2008	Academy	Van Buren Public Schools	State Average
ELA 3	89.9%	76.7%	80.9%
ELA 4	74.0%	73.6%	76.3%
ELA 5	76.6%	75.2%	77.6%
ELA 6	91.9%	68.5%	79.6%
ELA 7	72.1%	61.4%	74.4%
ELA 8	86.0%	66.6%	75.3%
MME ELA		36.6%	52.3%
Math 3	96.2%	90.1%	90.2%
Math 4	90.9%	77.6%	85.8%
Math 5	74.0%	67.3%	74.2%
Math 6	89.2%	59.4%	72.7%
Math 7	79.4%	55.1%	72.7%
Math 8	78.0%	60.7%	71.6%
MME Math		28.3%	46.2%

## Academy Comments:



# Knapp Charter Academy

Grades in 2007-2008:

K-8, Spec

**School Opened:** 1997 **Current Contract Term:** 2008 through 2009

## Mission Statement:

In partnership with home and community, Knapp Charter Academy will provide a safe, quality, effective learning environment incorporating a strong curriculum, character development, and high expectations that will foster responsible, life-long learners.

**Educational Service Provider:** National Heritage Academies

**Authorizer:** Grand Valley State University

## Grades

K-8, Spec

## Address

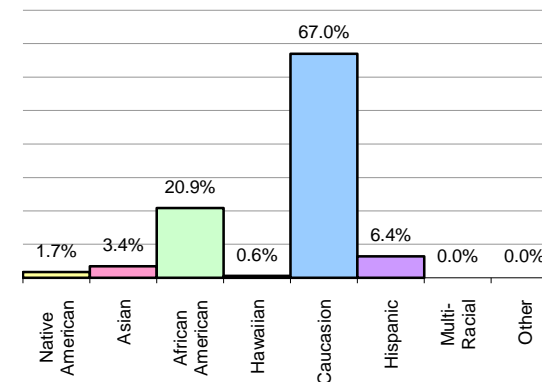
1759 Leffingwell Avenue NE, Grand Rapids

**Pupils  
07-08**  
700

**Ed YES!  
07-08**  
A

**NCLB Phase  
07-08**  
Phase 0

## Ethnicity 2007-2008



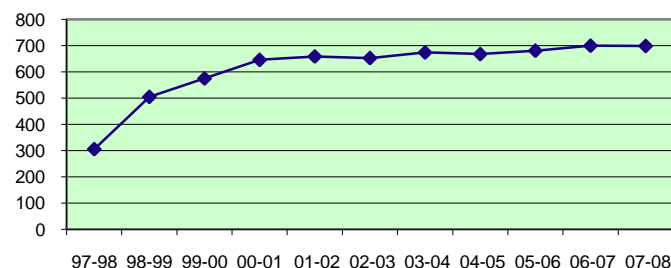
## Academic:

Instruction Type: Traditional  
Average Teacher Salary (06-07): \$38,977  
Teacher/Student Ratio (06-07): 1:21  
Attendance (07-08): 95.7%  
Graduation Rate (07-08): NA

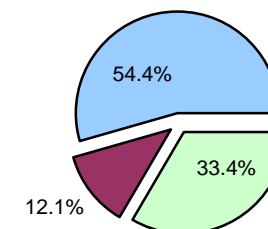
## Financial:

Foundation Grant (06-07): \$7,385  
Fund Balance (06-07): \$56,429  
Percent Operating Expenditures Spent On Instruction (06-07): 40.0%

## Pupil Count Trend

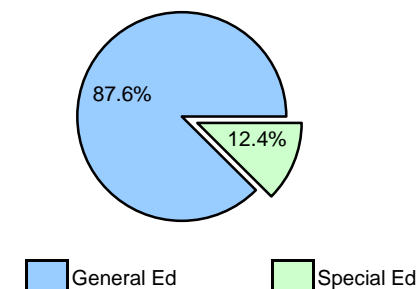


## Free /Reduced Lunch Eligibility 2007-2008



Free Reduced Not-Eligible

## General and Special Ed Status 2007-2008



General Ed Special Ed

## Achievement (Percent Proficient on MEAP):

2007-2008	Academy	Forest Hills Public Schools	State Average
ELA 3	93.6%	93.8%	80.9%
ELA 4	89.6%	93.9%	76.3%
ELA 5	83.1%	92.8%	77.6%
ELA 6	80.8%	95.3%	79.6%
ELA 7	85.5%	95.1%	74.4%
ELA 8	87.9%	95.6%	75.3%
MME ELA		79.7%	52.3%
Math 3	96.2%	98.2%	90.2%
Math 4	96.1%	97.4%	85.8%
Math 5	83.1%	94.6%	74.2%
Math 6	75.6%	93.1%	72.7%
Math 7	81.2%	95.1%	72.7%
Math 8	89.7%	97.5%	71.6%
MME Math		75.9%	46.2%

## Academy Comments:

# Landmark Academy

Grades in 2007-2008:

K-9, Spec

**School Opened:** 1999 **Current Contract Term:** 1999 through 2009

## Mission Statement:

Landmark Academy, recognizing the unique giftedness of the individual student, will work in cooperation with the parents and the community to provide a nurturing and challenging environment that encourages academic excellence, character development, and a love for lifelong learning.

**Educational Service Provider:** Summit Management Consulting

**Authorizer:** Saginaw Valley State University

## Grades

K-9, Spec

## Address

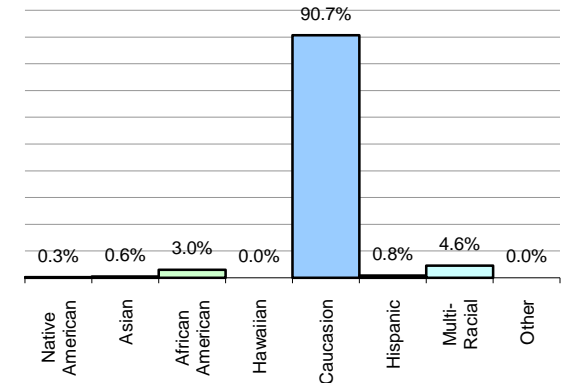
4800 Lapeer Road, Kimball

**Pupils  
07-08**  
723

**Ed YES!  
07-08**  
A

**NCLB Phase  
07-08**  
Phase 0

## Ethnicity 2007-2008



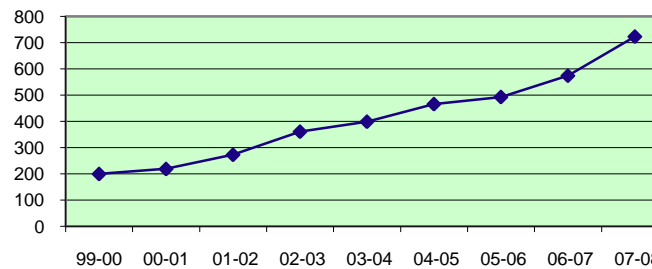
## Academic:

Instruction Type: Traditional/General  
Average Teacher Salary (06-07): \$44,497  
Teacher/Student Ratio (06-07): 1:27  
Attendance (07-08): 95.0%  
Graduation Rate (07-08): NA

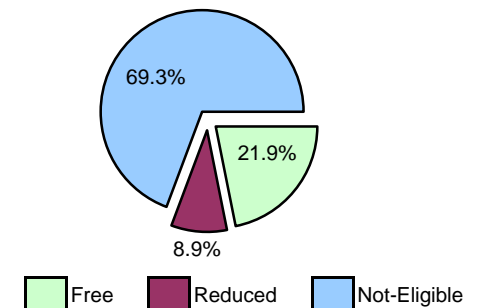
## Financial:

Foundation Grant (06-07): \$7,190  
Fund Balance (06-07): \$1,132,218  
Percent Operating Expenditures Spent On Instruction (06-07): 61.0%

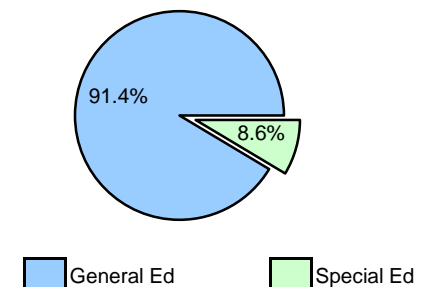
## Pupil Count Trend



## Free /Reduced Lunch Eligibility 2007-2008



## General and Special Ed Status 2007-2008



## Achievement (Percent Proficient on MEAP):

2007-2008	Academy	Port Huron Area School District	State Average
ELA 3	75.7%	81.9%	80.9%
ELA 4	70.1%	74.4%	76.3%
ELA 5	75.3%	80.0%	77.6%
ELA 6	68.6%	80.6%	79.6%
ELA 7	78.4%	76.3%	74.4%
ELA 8	92.0%	75.4%	75.3%
MME ELA		47.0%	52.3%
Math 3	85.3%	88.7%	90.2%
Math 4	80.8%	80.8%	85.8%
Math 5	51.4%	71.4%	74.2%
Math 6	62.7%	67.7%	72.7%
Math 7	72.5%	72.4%	72.7%
Math 8	80.4%	66.4%	71.6%
MME Math		39.6%	46.2%

## Academy Comments:

# Laurus Academy

Grades in 2007-2008:

K-7, Spec

School Opened: 2004

Current Contract Term: 2004 through 2012

Mission Statement:

Educational Service Provider: National Heritage Academies

Authorizer: Bay Mills Community College

Grades

K-7, Spec

Address

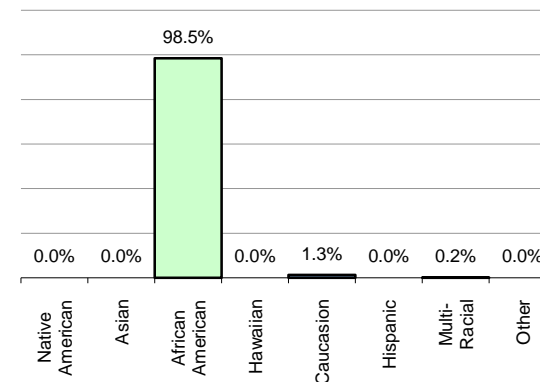
24590 Lahser Road, Southfield

Pupils  
07-08  
608

Ed YES!  
07-08  
B

NCLB Phase  
07-08  
Phase 0

Ethnicity  
2007-2008



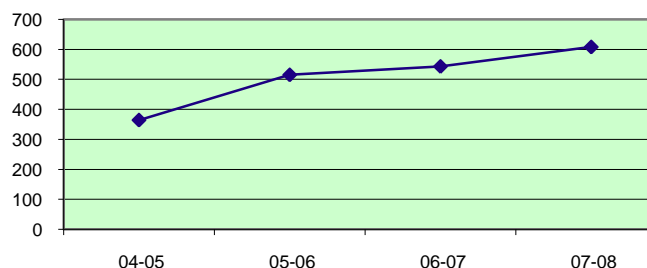
## Academic:

Instruction Type: Traditional  
Average Teacher Salary (06-07): \$40,044  
Teacher/Student Ratio (06-07): 1:21  
Attendance (07-08): 93.4%  
Graduation Rate (07-08): NA

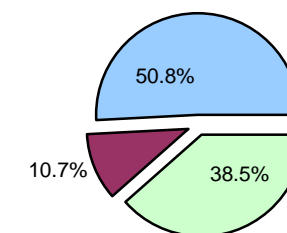
## Financial:

Foundation Grant (06-07): \$7,385  
Fund Balance (06-07): \$39,614  
Percent Operating Expenditures Spent On Instruction (06-07): 45.5%

Pupil Count Trend

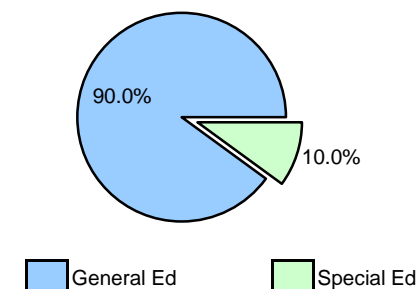


Free /Reduced Lunch Eligibility  
2007-2008



Free Reduced Not-Eligible

General and Special Ed Status  
2007-2008



General Ed Special Ed

Achievement (Percent Proficient on MEAP):

2007-2008	Academy	Southfield Public School District	State Average
ELA 3	85.7%	81.0%	80.9%
ELA 4	66.2%	71.7%	76.3%
ELA 5	70.4%	76.7%	77.6%
ELA 6	78.8%	69.5%	79.6%
ELA 7	54.9%	57.5%	74.4%
ELA 8	63.5%	64.3%	75.3%
MME ELA		31.6%	52.3%
Math 3	88.5%	89.9%	90.2%
Math 4	61.8%	79.9%	85.8%
Math 5	59.7%	73.7%	74.2%
Math 6	69.1%	58.8%	72.7%
Math 7	58.8%	64.1%	72.7%
Math 8	69.2%	63.0%	71.6%
MME Math		16.0%	46.2%

## Academy Comments:

# Life Skills Center of Metropolitan Detroit

Grades in 2007-2008: 9-12, Alt, Spec

School Opened: 2004 Current Contract Term: 2004 through 2009

## Mission Statement:

The mission is to provide a comprehensive, positive education experience for high school youth that seek a non-traditional learning environment. The Center seeks to impart to each student the knowledge, desire, and confidence needed to succeed with academic and workplace goals. The Center strives to teach, guide and support all students through their educational growth and development.

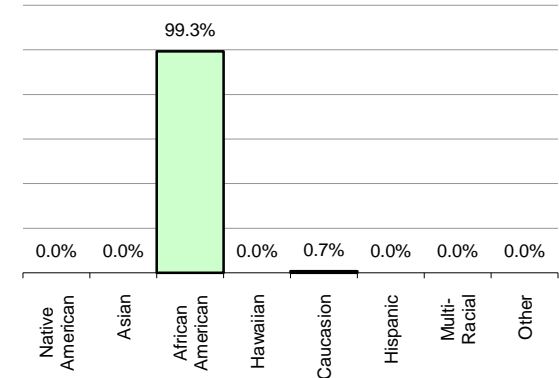
Educational Service Provider: White Hat Management

Authorizer: Central Michigan University

Grades: 9-12, Alt, Spec  
Address: 3100 E. Jefferson, Detroit

Pupils 07-08: 428  
Ed YES! 07-08: D-Alert  
NCLB Phase 07-08: Phase 2

## Ethnicity 2007-2008



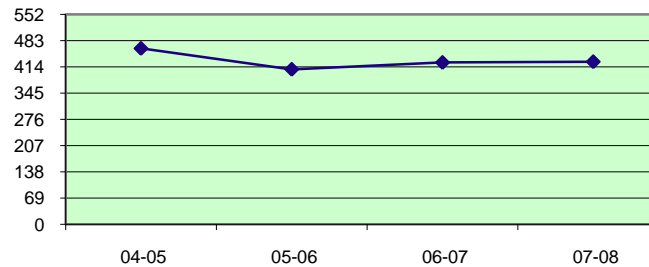
## Academic:

Instruction Type: Alternative  
Average Teacher Salary (06-07): \$35,783  
Teacher/Student Ratio (06-07): 1:43  
Attendance (07-08): 69.8%  
Graduation Rate (07-08): 18.0%

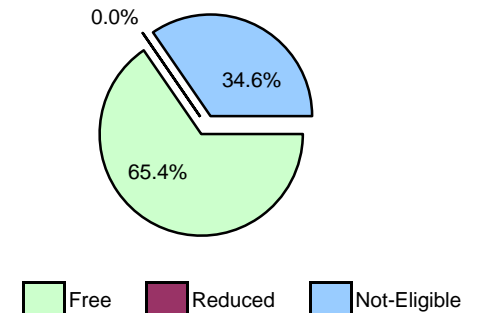
## Financial:

Foundation Grant (06-07): \$7,385  
Fund Balance (06-07): \$95,261  
Percent Operating Expenditures Spent On Instruction (06-07): 30.8%

## Pupil Count Trend



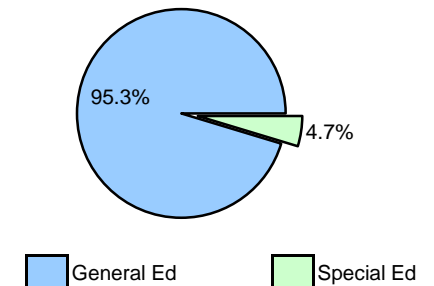
## Free /Reduced Lunch Eligibility 2007-2008



## Achievement (Percent Proficient on MEAP):

2007-2008	Academy	Detroit City School District	State Average
ELA 3		62.4%	80.9%
ELA 4		52.1%	76.3%
ELA 5		51.0%	77.6%
ELA 6		50.9%	79.6%
ELA 7		41.9%	74.4%
ELA 8		49.0%	75.3%
MME ELA	6.9%	26.0%	52.3%
Math 3		70.0%	90.2%
Math 4		63.7%	85.8%
Math 5		44.1%	74.2%
Math 6		39.2%	72.7%
Math 7		43.5%	72.7%
Math 8		38.5%	71.6%
MME Math	2.7%	14.3%	46.2%

## General and Special Ed Status 2007-2008



## Academy Comments:

# Life Skills Center of Pontiac

Grades in 2007-2008: 9-12, Alt, Spec

School Opened: 2004 Current Contract Term: 2004 through 2012

## Mission Statement:

To save at-risk students by giving them a second chance at obtaining a quality education and vocational training and placement, thereby guiding them on a path to success. This mission will be served by providing the Center's students with an individualized and self-paced program set in a flexible scheduling environment that is responsive to its students' needs and by providing an education experience that leads to a high school diploma (not a GED) and full-time employment.

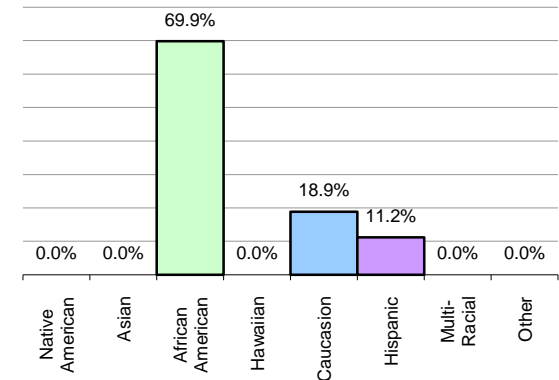
Educational Service Provider: White Hat Management

Authorizer: Bay Mills Community College

Grades: 9-12, Alt, Spec Address: 142 Auburn Avenue, Pontiac

Pupils 07-08: 196 Ed YES! 07-08: D-Alert NCLB Phase 07-08: Phase 2

## Ethnicity 2007-2008



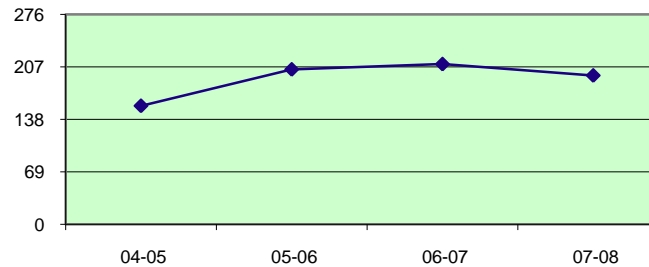
## Academic:

Instruction Type: Vocational  
Average Teacher Salary (06-07): \$47,313  
Teacher/Student Ratio (06-07): 1:49  
Attendance (07-08): 64.7%  
Graduation Rate (07-08): 5.6%

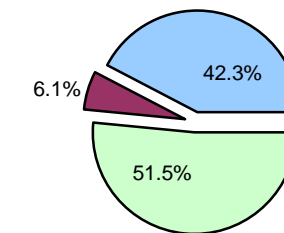
## Financial:

Foundation Grant (06-07): \$7,269  
Fund Balance (06-07): \$19,500  
Percent Operating Expenditures Spent On Instruction (06-07): 35.3%

## Pupil Count Trend



## Free /Reduced Lunch Eligibility 2007-2008

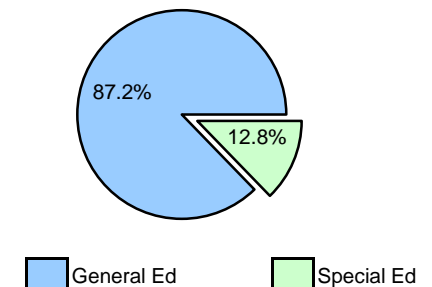


## Achievement (Percent Proficient on MEAP):

2007-2008	Academy	Pontiac City School District	State Average
ELA 3		66.7%	80.9%
ELA 4		60.5%	76.3%
ELA 5		58.1%	77.6%
ELA 6		44.6%	79.6%
ELA 7		35.3%	74.4%
ELA 8		39.3%	75.3%
MME ELA	0.0%	14.1%	52.3%
Math 3		81.7%	90.2%
Math 4		72.7%	85.8%
Math 5		53.8%	74.2%
Math 6		37.2%	72.7%
Math 7		33.7%	72.7%
Math 8		32.5%	71.6%
MME Math	0.0%	6.0%	46.2%

Free Reduced Not-Eligible

## General and Special Ed Status 2007-2008



## Academy Comments:

# Linden Charter Academy

Grades in 2007-2008:

K-8, Spec

**School Opened:** 1999 **Current Contract Term:** 2004 through 2009

## Mission Statement:

Working in cooperation with families, staff, and the community, Linden Charter Academy offers a strong curriculum, focused on character education in a nurturing atmosphere of high, yet attainable, academic and moral expectations for our increasingly diverse student population.

**Educational Service Provider:** National Heritage Academies

**Authorizer:** Central Michigan University

## Grades

K-8, Spec

## Address

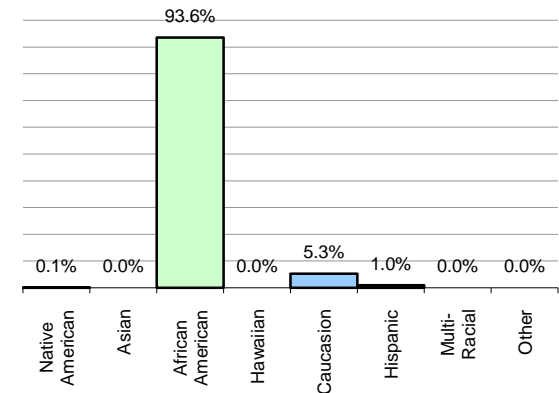
3244 Linden Road, Flint

**Pupils**  
**07-08**  
732

**Ed YES!**  
**07-08**  
C

**NCLB Phase**  
**07-08**  
Phase 0

## Ethnicity 2007-2008



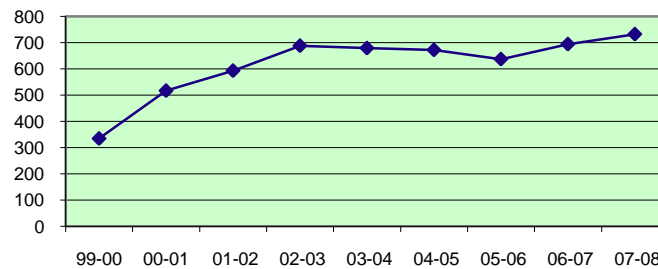
## Academic:

Instruction Type: Traditional  
Average Teacher Salary (06-07): \$40,868  
Teacher/Student Ratio (06-07): 1:22  
Attendance (07-08): 92.8%  
Graduation Rate (07-08): NA

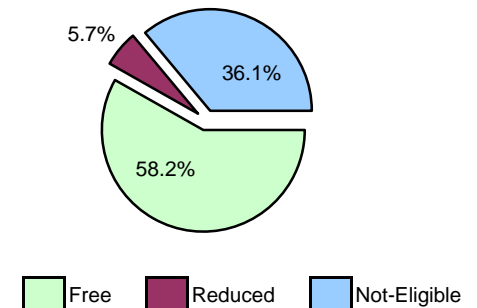
## Financial:

Foundation Grant (06-07): \$7,169  
Fund Balance (06-07): \$73,289  
Percent Operating Expenditures Spent On Instruction (06-07): 46.4%

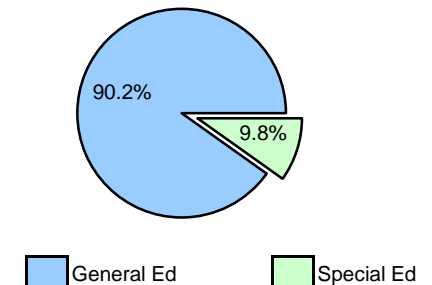
## Pupil Count Trend



## Free /Reduced Lunch Eligibility 2007-2008



## General and Special Ed Status 2007-2008



## Achievement (Percent Proficient on MEAP):

2007-2008	Academy	Westwood Heights Schools	State Average
ELA 3	66.7%	69.3%	80.9%
ELA 4	55.1%	57.6%	76.3%
ELA 5	61.2%	75.9%	77.6%
ELA 6	64.2%	70.6%	79.6%
ELA 7	54.9%	43.4%	74.4%
ELA 8	69.2%	59.8%	75.3%
MME ELA		12.5%	52.3%
Math 3	85.7%	89.8%	90.2%
Math 4	76.4%	86.4%	85.8%
Math 5	64.7%	68.4%	74.2%
Math 6	56.8%	62.3%	72.7%
Math 7	47.6%	43.0%	72.7%
Math 8	61.5%	45.4%	71.6%
MME Math		7.4%	46.2%

## Academy Comments:

# M.L. King Jr. Education Center

Grades in 2007-2008:

K-6, Spec

**School Opened:** 1995 **Current Contract Term:** 1996 through 2008

## Mission Statement:

The mission of the Martin Luther King, Jr. Education Center Academy is to provide each student with an accelerated, technology-based academic and aesthetic foundation that instills values of lifelong learning.

**Educational Service Provider:** Self-managed

**Authorizer:** Detroit Public Schools

**Grades**

K-6, Spec

**Address**

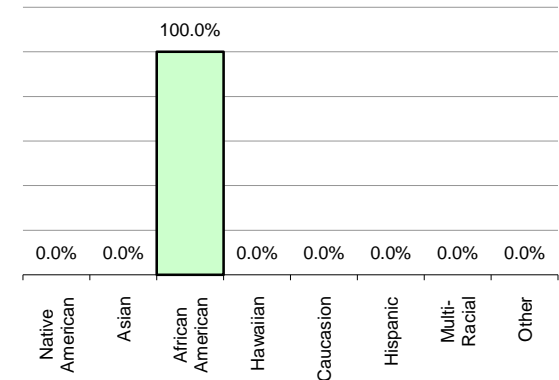
16827 Appoline Street, Detroit

**Pupils  
07-08**  
247

**Ed YES!  
07-08**  
A

**NCLB Phase  
07-08**  
Phase 0

## Ethnicity 2007-2008



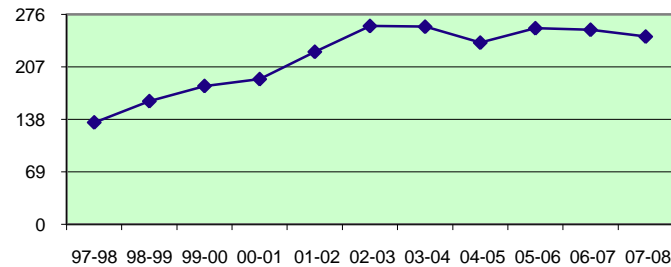
## Academic:

Instruction Type: General  
Average Teacher Salary (06-07): \$44,664  
Teacher/Student Ratio (06-07): 1:18  
Attendance (07-08): 91.9%  
Graduation Rate (07-08): NA

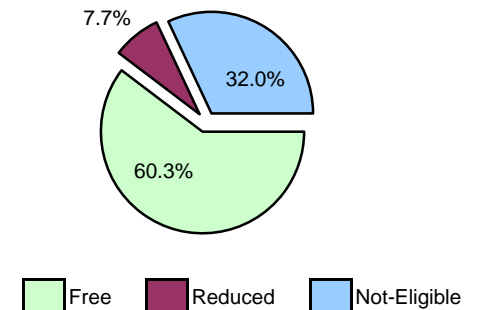
## Financial:

Foundation Grant (06-07): \$7,385  
Fund Balance (06-07): \$1,143,118  
Percent Operating Expenditures Spent On Instruction (06-07): 61.7%

## Pupil Count Trend



## Free /Reduced Lunch Eligibility 2007-2008



## Achievement (Percent Proficient on MEAP):

2007-2008	Academy	Detroit City School District	State Average
ELA 3	76.9%	62.4%	80.9%
ELA 4	92.7%	52.1%	76.3%
ELA 5	81.8%	51.0%	77.6%
ELA 6	100.0%	50.9%	79.6%
ELA 7		41.9%	74.4%
ELA 8		49.0%	75.3%
MME ELA		26.0%	52.3%
Math 3	96.2%	70.0%	90.2%
Math 4	100.0%	63.7%	85.8%
Math 5	100.0%	44.1%	74.2%
Math 6	100.0%	39.2%	72.7%
Math 7		43.5%	72.7%
Math 8		38.5%	71.6%
MME Math		14.3%	46.2%

## General and Special Ed Status 2007-2008

No Data Available

General Ed Special Ed

## Academy Comments:



# Macomb Academy

Grades in 2007-2008:

12, Spec

**School Opened:** 1995 **Current Contract Term:** 2005 through 2012

## Mission Statement:

The mission of Macomb Academy is to provide, in collaboration with community and business resources, a transitional educational program to prepare students for adult roles in the workplace and life.

**Educational Service Provider:** Self-managed

**Authorizer:** Central Michigan University

## Grades

12, Spec

## Address

39092 Garfield Road, Clinton Township

## Pupils

07-08

NDA\*

## Ed YES!

07-08

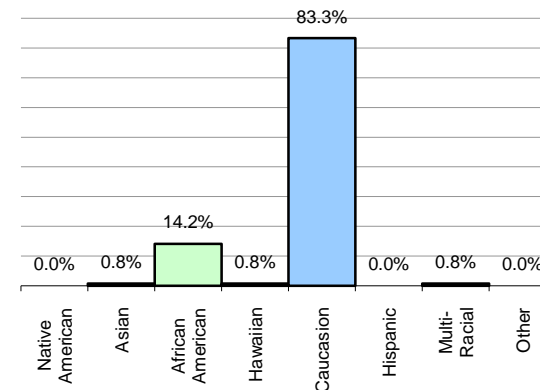
NA

## NCLB Phase

07-08

NA

## Ethnicity 2007-2008



## Academic:

Instruction Type:

Alternative

Average Teacher Salary (06-07):

NDA\*

Teacher/Student Ratio (06-07):

NDA\*

Attendance (07-08):

NDA\*

Graduation Rate (07-08):

NDA\*

## Financial:

Foundation Grant (06-07):

\$7,085

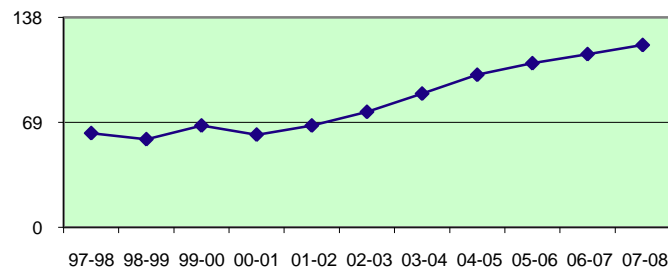
Fund Balance (06-07):

\$232,097

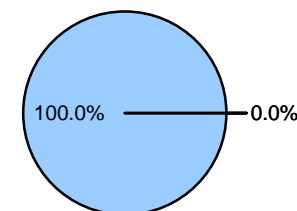
Percent Operating Expenditures

Spent On Instruction (06-07): 52.7%

## Pupil Count Trend



## Free /Reduced Lunch Eligibility 2007-2008

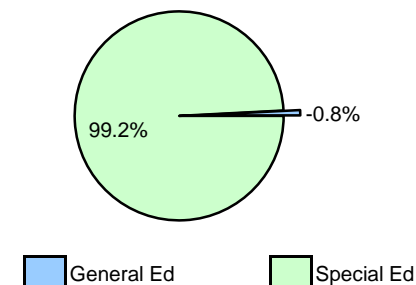


## Achievement (Percent Proficient on MEAP):

2007-2008	Academy	Chippewa Valley Schools	State Average
ELA 3		85.3%	80.9%
ELA 4		84.4%	76.3%
ELA 5		85.7%	77.6%
ELA 6		87.2%	79.6%
ELA 7		81.0%	74.4%
ELA 8		86.5%	75.3%
MME ELA		55.8%	52.3%
Math 3		92.4%	90.2%
Math 4		92.3%	85.8%
Math 5		79.7%	74.2%
Math 6		80.0%	72.7%
Math 7		79.1%	72.7%
Math 8		82.0%	71.6%
MME Math		50.2%	46.2%

Free Reduced Not-Eligible

## General and Special Ed Status 2007-2008



## Academy Comments:

# Madison Academy

Grades in 2007-2008:

K-8, Spec

School Opened: 2004

Current Contract Term: 2004 through 2012

Mission Statement:

Educational Service Provider: Romine Group

Authorizer: Bay Mills Community College

Grades

K-8, Spec

Address

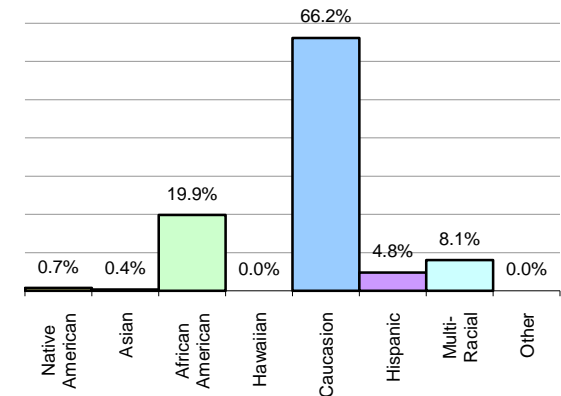
1291 East Maple, Burton

Pupils  
07-08  
272

Ed YES!  
07-08  
B

NCLB Phase  
07-08  
Phase 0

Ethnicity  
2007-2008



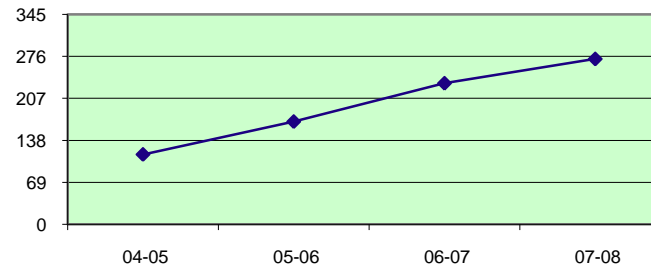
## Academic:

Instruction Type: Traditional  
Average Teacher Salary (06-07): \$32,821  
Teacher/Student Ratio (06-07): 1:21  
Attendance (07-08): 94.1%  
Graduation Rate (07-08): NA

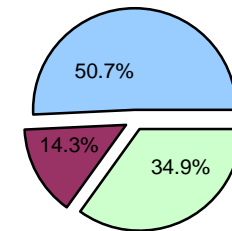
## Financial:

Foundation Grant (06-07): \$7,085  
Fund Balance (06-07): \$105,811  
Percent Operating Expenditures Spent On Instruction (06-07): 56.9%

Pupil Count Trend



Free /Reduced Lunch Eligibility  
2007-2008

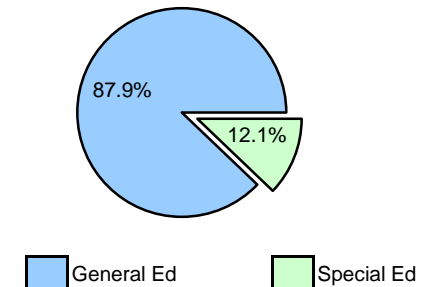


Achievement (Percent Proficient on MEAP):

2007-2008	Academy	Bendle Public Schools	State Average
ELA 3	83.9%	74.0%	80.9%
ELA 4	50.0%	63.5%	76.3%
ELA 5	64.0%	66.7%	77.6%
ELA 6	63.6%	70.7%	79.6%
ELA 7	78.3%	62.4%	74.4%
ELA 8	70.8%	70.0%	75.3%
MME ELA		34.8%	52.3%
Math 3	88.2%	91.7%	90.2%
Math 4	87.5%	78.6%	85.8%
Math 5	61.5%	66.7%	74.2%
Math 6	63.6%	62.6%	72.7%
Math 7	56.5%	62.4%	72.7%
Math 8	40.0%	67.8%	71.6%
MME Math		24.6%	46.2%

Free Reduced Not-Eligible

General and Special Ed Status  
2007-2008



## Academy Comments:

# Marilyn F. Lundy Academy

Grades in 2007-2008:

6-12, Spec

School Opened: 2000 Current Contract Term: 2008 through 2010

## Mission Statement:

Marilyn F. Lundy Academy will provide a comprehensive and innovative teaching effort infused with business courses, experience and technology. The diagnostic-prescriptive approach allows students to develop a full range on intrapersonal and societal skills for success in school, the community and ultimately the work place.

Educational Service Provider: Self-managed

Authorizer: Wayne RESA

Grades  
6-12, Spec

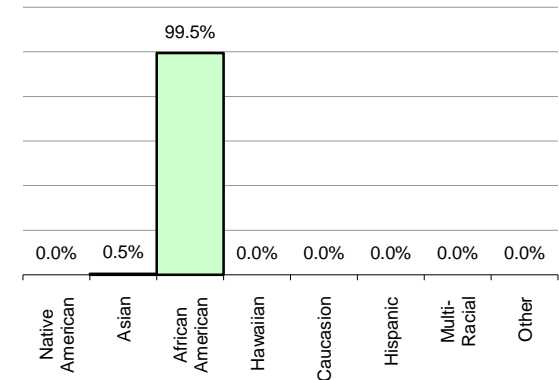
Address  
950 Selden, Detroit

Pupils  
07-08  
203

Ed YES!  
07-08  
D-Alert

NCLB Phase  
07-08  
Phase 3

## Ethnicity 2007-2008



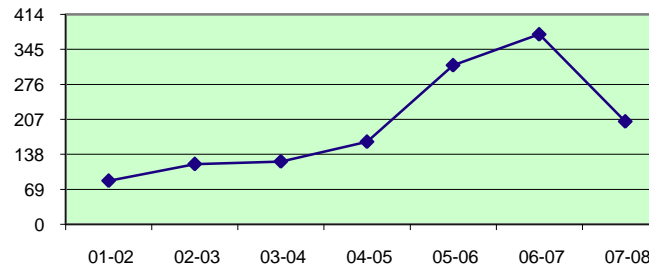
## Academic:

Instruction Type: Vocational  
Average Teacher Salary (06-07): \$33,816  
Teacher/Student Ratio (06-07): 1:10  
Attendance (07-08): 75.0%  
Graduation Rate (07-08): 58.1%

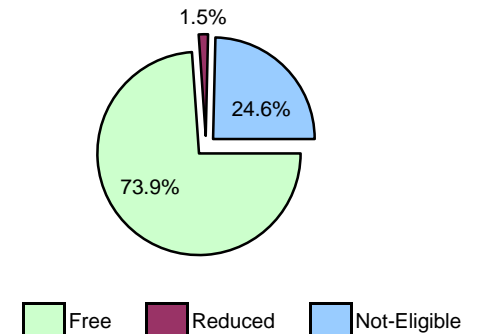
## Financial:

Foundation Grant (06-07): \$7,385  
Fund Balance (06-07): \$117,216  
Percent Operating Expenditures Spent On Instruction (06-07): 43.0%

## Pupil Count Trend



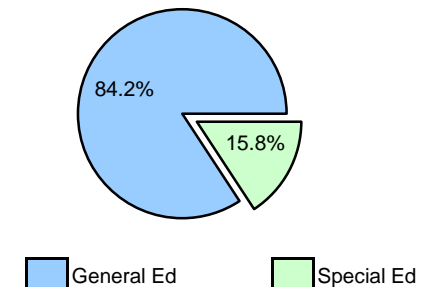
## Free /Reduced Lunch Eligibility 2007-2008



## Achievement (Percent Proficient on MEAP):

2007-2008	Academy	Detroit City School District	State Average
ELA 3		62.4%	80.9%
ELA 4		52.1%	76.3%
ELA 5		51.0%	77.6%
ELA 6	33.3%	50.9%	79.6%
ELA 7	16.7%	41.9%	74.4%
ELA 8	42.1%	49.0%	75.3%
MME ELA	14.5%	26.0%	52.3%
Math 3		70.0%	90.2%
Math 4		63.7%	85.8%
Math 5		44.1%	74.2%
Math 6	25.0%	39.2%	72.7%
Math 7	16.7%	43.5%	72.7%
Math 8	23.1%	38.5%	71.6%
MME Math	5.5%	14.3%	46.2%

## General and Special Ed Status 2007-2008



## Academy Comments:

# Marshall Academy

Grades in 2007-2008: K-10, Spec

School Opened: 2000 Current Contract Term: 2005 through 2010

## Mission Statement:

Marshall Academy maintains a disciplined learning environment based upon traditional moral values, while assuring mastery of the classic fundamentals of learning and challenging our students to excel in their given talents.

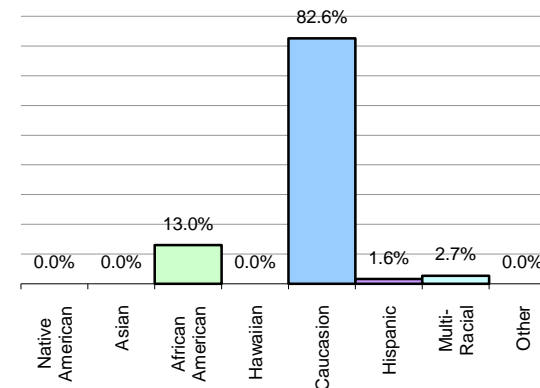
Educational Service Provider: Helicon Associates

Authorizer: Ferris State University

Grades: K-10, Spec  
Address: 18203 Homer Road, Marshall

Pupils 07-08: 184  
Ed YES! 07-08: B  
NCLB Phase 07-08: Phase 0

Ethnicity 2007-2008



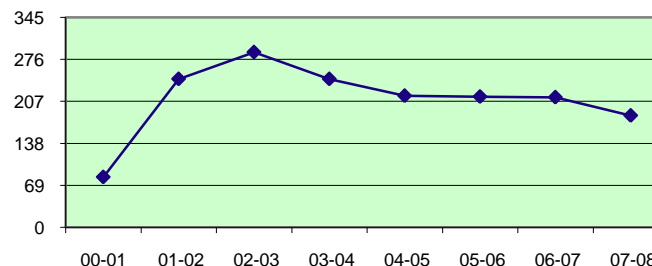
## Academic:

Instruction Type: Traditional  
Average Teacher Salary (06-07): \$33,698  
Teacher/Student Ratio (06-07): 1:15  
Attendance (07-08): 93.3%  
Graduation Rate (07-08): NA

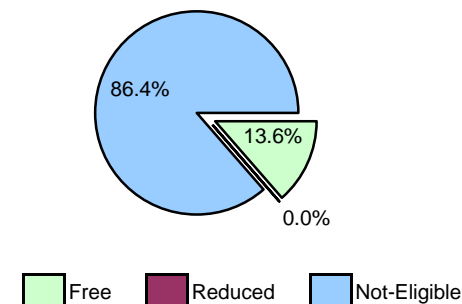
## Financial:

Foundation Grant (06-07): \$7,085  
Fund Balance (06-07): \$147,350  
Percent Operating Expenditures Spent On Instruction (06-07): 42.9%

Pupil Count Trend



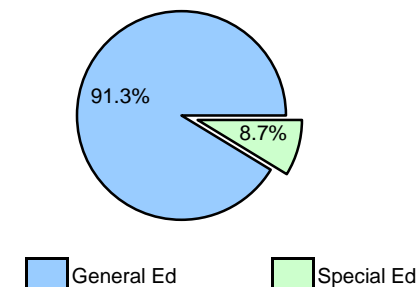
Free /Reduced Lunch Eligibility 2007-2008



Achievement (Percent Proficient on MEAP):

2007-2008	Academy	Marshall Public Schools	State Average
ELA 3	69.0%	91.1%	80.9%
ELA 4	72.2%	87.5%	76.3%
ELA 5	100.0%	81.3%	77.6%
ELA 6	81.8%	81.3%	79.6%
ELA 7	53.8%	86.3%	74.4%
ELA 8	63.6%	83.2%	75.3%
MME ELA		57.1%	52.3%
Math 3	71.0%	97.1%	90.2%
Math 4	78.9%	94.4%	85.8%
Math 5	82.6%	75.8%	74.2%
Math 6	65.2%	65.6%	72.7%
Math 7	38.5%	76.9%	72.7%
Math 8	72.7%	72.3%	71.6%
MME Math		52.5%	46.2%

General and Special Ed Status 2007-2008



## Academy Comments:

# Marvin L. Winans Academy of Performing Arts

Grades in 2007-2008:

K-12, Spec

School Opened: 1997

Current Contract Term: 2001 through 2007

## Mission Statement:

The mission of the Marvin L. Winans Academy of Performing Arts is to prepare students for academic and performance excellence and responsible citizenship

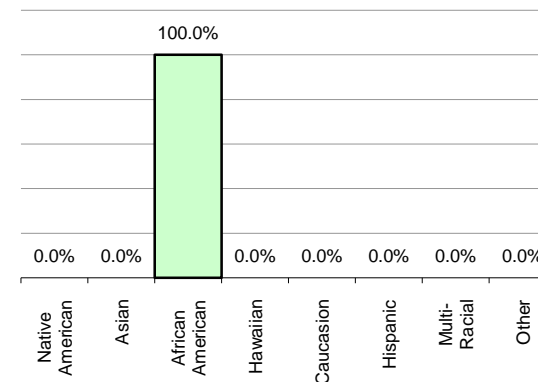
Educational Service Provider: Solid Rock

Authorizer: Saginaw Valley State University

Grades	Address
K-5, Spec	9740 McKinney, Detroit
6-12, Spec	7616 E. Nevada Street, Detroit

Pupils 07-08	Ed YES! 07-08	NCLB Phase 07-08
705	B	Phase 0
440	C	Phase 0

## Ethnicity 2007-2008



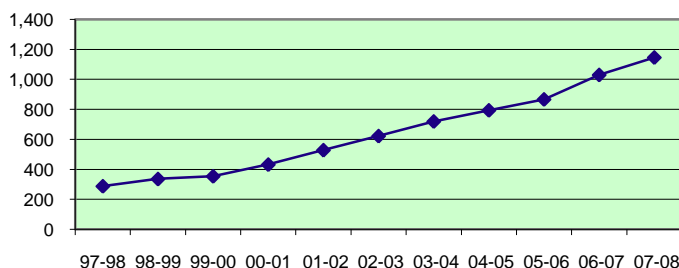
## Academic:

Instruction Type:	Progressive/General
Average Teacher Salary (06-07):	\$45,765
Teacher/Student Ratio (06-07):	1:18
Attendance (07-08):	96.4%
Graduation Rate (07-08):	84.7%

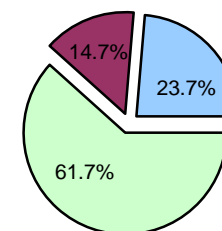
## Financial:

Foundation Grant (06-07):	\$7,385
Fund Balance (06-07):	\$1,598,539
Percent Operating Expenditures Spent On Instruction (06-07):	46.0%

## Pupil Count Trend

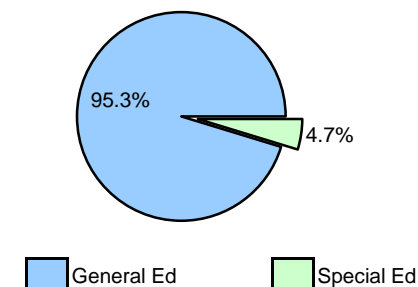


## Free /Reduced Lunch Eligibility 2007-2008



Free Reduced Not-Eligible

## General and Special Ed Status 2007-2008



General Ed Special Ed

## Achievement (Percent Proficient on MEAP):

2007-2008	Academy	Detroit City School District	State Average
ELA 3	73.0%	62.4%	80.9%
ELA 4	61.3%	52.1%	76.3%
ELA 5	59.0%	51.0%	77.6%
ELA 6	77.8%	50.9%	79.6%
ELA 7	64.0%	41.9%	74.4%
ELA 8	78.0%	49.0%	75.3%
MME ELA	17.1%	26.0%	52.3%
Math 3	86.1%	70.0%	90.2%
Math 4	75.8%	63.7%	85.8%
Math 5	50.0%	44.1%	74.2%
Math 6	59.6%	39.2%	72.7%
Math 7	66.0%	43.5%	72.7%
Math 8	72.0%	38.5%	71.6%
MME Math	7.1%	14.3%	46.2%

## Academy Comments:

# Merritt Academy

Grades in 2007-2008: K-10, Spec

School Opened: 2002 Current Contract Term: 2002 through 2012

## Mission Statement:

Students of Merritt Academy will achieve academic excellence, character development, a love for life-long learning, and provide service to others.

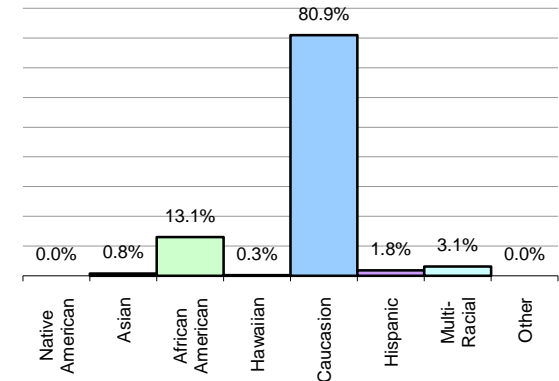
Educational Service Provider: Romine Group

Authorizer: Saginaw Valley State University

Grades: K-10, Spec  
Address: 59900 Havenridge Road, New Haven

Pupils 07-08: 383  
Ed YES! 07-08: B  
NCLB Phase 07-08: Phase 0

Ethnicity 2007-2008



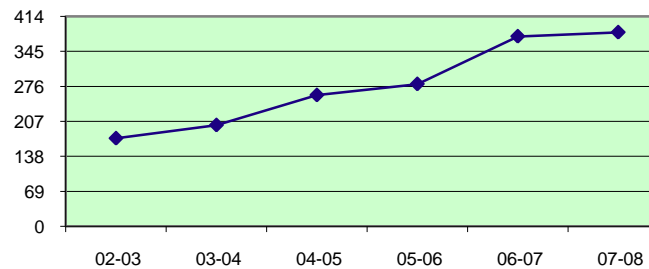
## Academic:

Instruction Type: T/G  
Average Teacher Salary (06-07): \$34,247  
Teacher/Student Ratio (06-07): 1:17  
Attendance (07-08): 95.9%  
Graduation Rate (07-08): NA

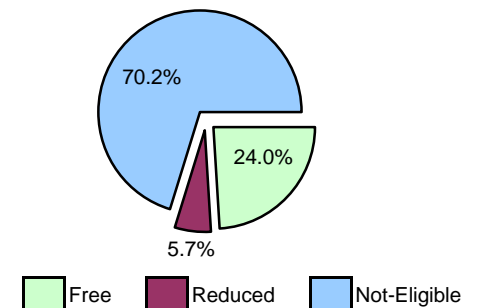
## Financial:

Foundation Grant (06-07): \$7,333  
Fund Balance (06-07): \$33,956  
Percent Operating Expenditures Spent On Instruction (06-07): 62.1%

Pupil Count Trend



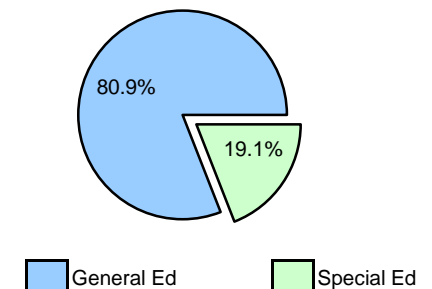
Free /Reduced Lunch Eligibility 2007-2008



Achievement (Percent Proficient on MEAP):

2007-2008	Academy	New Haven Community Schools	State Average
ELA 3	82.7%	79.2%	80.9%
ELA 4	69.4%	67.0%	76.3%
ELA 5	83.8%	61.2%	77.6%
ELA 6	59.4%	73.0%	79.6%
ELA 7	38.1%	64.4%	74.4%
ELA 8	56.3%	62.5%	75.3%
MME ELA		36.2%	52.3%
Math 3	94.2%	87.1%	90.2%
Math 4	88.9%	81.9%	85.8%
Math 5	75.7%	61.2%	74.2%
Math 6	40.6%	67.4%	72.7%
Math 7	19.0%	71.3%	72.7%
Math 8	40.6%	64.9%	71.6%
MME Math		29.5%	46.2%

General and Special Ed Status 2007-2008



## Academy Comments:

# Metro Charter Academy

Grades in 2007-2008:

K-8, Spec

**School Opened:** 2000 **Current Contract Term:** 2000 through 2010

## Mission Statement:

Working in partnership with parents and community, Metro Charter Academy will offer a challenging, character-based education. By providing a strong curriculum and an atmosphere of high expectations, students can master basic skills and realize full academic potential in preparation for higher education and life-long learning.

**Educational Service Provider:** National Heritage Academies

**Authorizer:** Grand Valley State University

## Grades

K-8, Spec

## Address

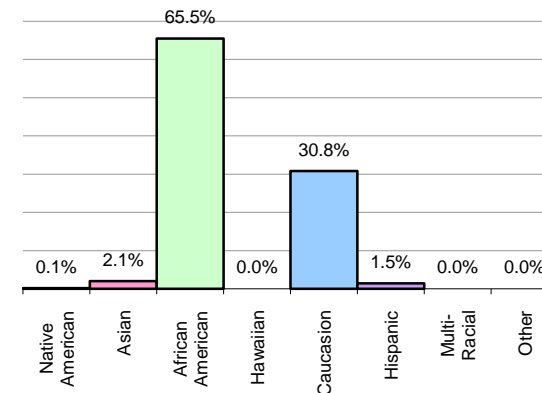
34800 Ecorse Road, Romulus

**Pupils  
07-08**  
681

**Ed YES!  
07-08**  
B

**NCLB Phase  
07-08**  
Phase 0

## Ethnicity 2007-2008



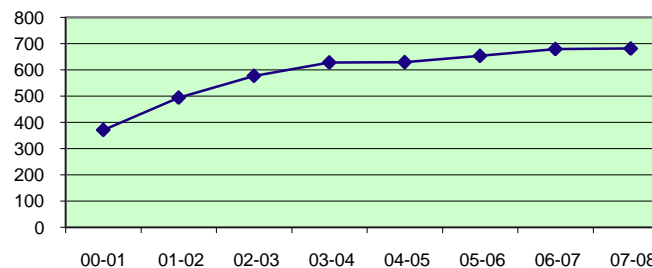
## Academic:

Instruction Type: Traditional  
Average Teacher Salary (06-07): \$46,479  
Teacher/Student Ratio (06-07): 1:24  
Attendance (07-08): 91.6%  
Graduation Rate (07-08): NA

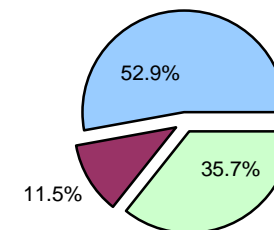
## Financial:

Foundation Grant (06-07): \$7,385  
Fund Balance (06-07): \$46,903  
Percent Operating Expenditures Spent On Instruction (06-07): 42.9%

## Pupil Count Trend



## Free /Reduced Lunch Eligibility 2007-2008

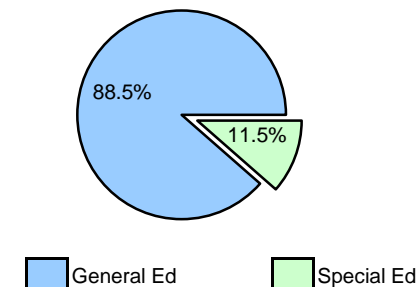


## Achievement (Percent Proficient on MEAP):

2007-2008	Academy	Romulus Community Schools	State Average
ELA 3	85.1%	76.5%	80.9%
ELA 4	75.8%	68.8%	76.3%
ELA 5	78.9%	70.0%	77.6%
ELA 6	73.3%	80.2%	79.6%
ELA 7	86.7%	60.4%	74.4%
ELA 8	83.6%	61.2%	75.3%
MME ELA		27.9%	52.3%
Math 3	97.5%	90.2%	90.2%
Math 4	92.4%	81.9%	85.8%
Math 5	77.9%	70.3%	74.2%
Math 6	76.0%	71.5%	72.7%
Math 7	75.0%	62.0%	72.7%
Math 8	77.4%	65.1%	71.6%
MME Math		20.7%	46.2%

Free Reduced Not-Eligible

## General and Special Ed Status 2007-2008



## Academy Comments:



# Michigan Health Academy

Grades in 2007-2008: 9-12, Spec

School Opened: 1996 Current Contract Term: 2001 through 2010

## Mission Statement:

The mission of Michigan Health Academy, a charter school, exists to provide students with an excellent high school education in a health career content. A Michigan Health Academy education seeks to integrate the intellectual, experiential, and social development of students, while facilitating their job readiness for a health care career.

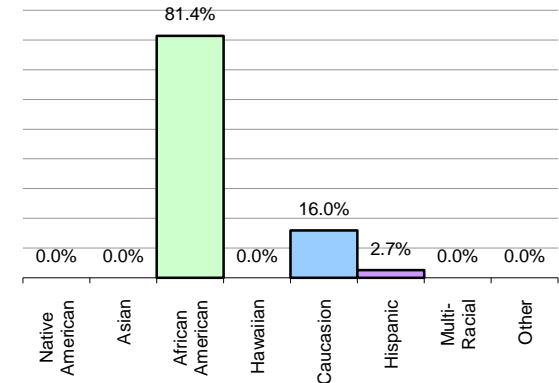
Educational Service Provider: Synergy Training Solutions, Inc

Authorizer: Saginaw Valley State University

Grades: 9-12, Spec  
Address: 5845 Auburn, Detroit

Pupils 07-08: 188  
Ed YES! 07-08: D-Alert  
NCLB Phase 07-08: Phase 4

## Ethnicity 2007-2008



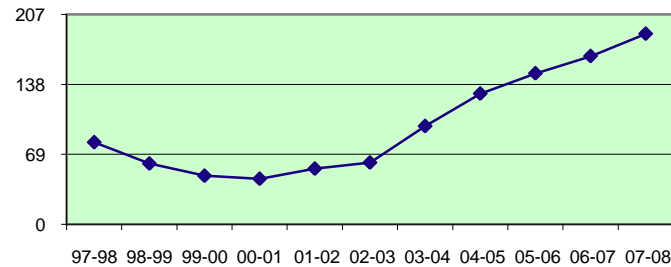
## Academic:

Instruction Type: Vocational  
Average Teacher Salary (06-07): \$38,359  
Teacher/Student Ratio (06-07): 1:21  
Attendance (07-08): 94.9%  
Graduation Rate (07-08): NA

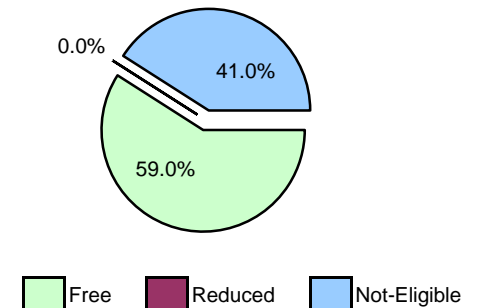
## Financial:

Foundation Grant (06-07): \$7,385  
Fund Balance (06-07): \$32,711  
Percent Operating Expenditures Spent On Instruction (06-07): 49.5%

## Pupil Count Trend



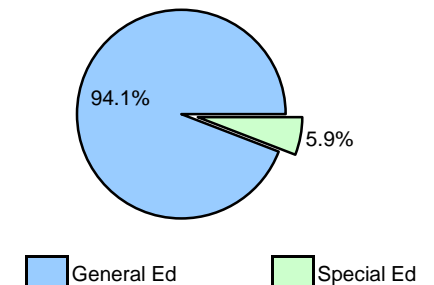
## Free /Reduced Lunch Eligibility 2007-2008



## Achievement (Percent Proficient on MEAP):

2007-2008	Academy	Detroit City School District	State Average
ELA 3		62.4%	80.9%
ELA 4		52.1%	76.3%
ELA 5		51.0%	77.6%
ELA 6		50.9%	79.6%
ELA 7		41.9%	74.4%
ELA 8		49.0%	75.3%
MME ELA	13.5%	26.0%	52.3%
Math 3		70.0%	90.2%
Math 4		63.7%	85.8%
Math 5		44.1%	74.2%
Math 6		39.2%	72.7%
Math 7		43.5%	72.7%
Math 8		38.5%	71.6%
MME Math	8.1%	14.3%	46.2%

## General and Special Ed Status 2007-2008



## Academy Comments:

# Michigan Technical Academy

Grades in 2007-2008: K-12, Alt, Spec

School Opened: 1995 Current Contract Term: 2008 through 2011

## Mission Statement:

The mission of the Michigan Technical Academy is to provide a nurturing, structured environment, where all students will be empowered through a well-rounded education, emphasizing academic excellence, social skills and moral character.

Educational Service Provider: Midwest Management Group Inc.

Authorizer: Central Michigan University

Grades	Address
K-2, Spec	19900 Evergreen, Detroit
3-5, Spec	19940 Mansfield, Detroit
6-8, Spec	19780 Meyers Road, Detroit
9-12, Alt, Spec	23750 Elmira Avenue, Redford

## Academic:

Instruction Type:	General/Vocational
Average Teacher Salary (06-07):	\$29,362
Teacher/Student Ratio (06-07):	1:16
Attendance (07-08):	92.1%
Graduation Rate (07-08):	54.2%

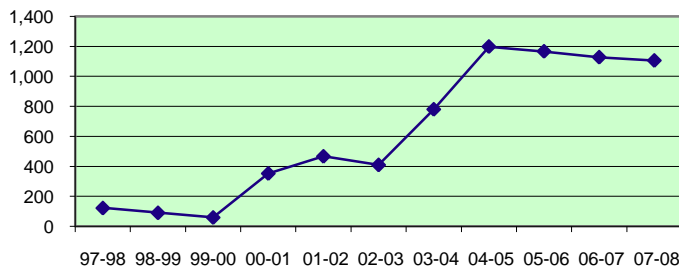
## Financial:

Foundation Grant (06-07):	\$7,385
Fund Balance (06-07):	\$40,298
Percent Operating Expenditures Spent On Instruction (06-07):	43.5%

## Academy Comments:

Pupils 07-08	Ed YES! 07-08	NCLB Phase 07-08
189	B	Phase 0
238	C	Phase 0
282	C	Phase 0
396	D-Alert	Phase 4

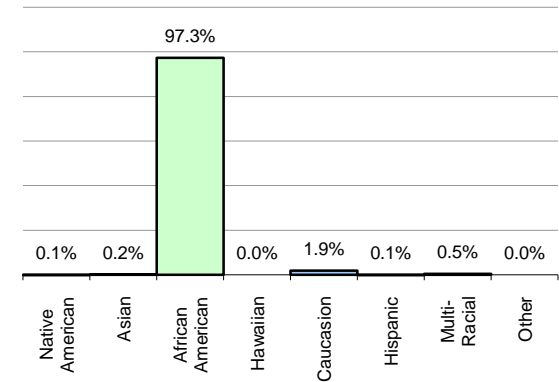
## Pupil Count Trend



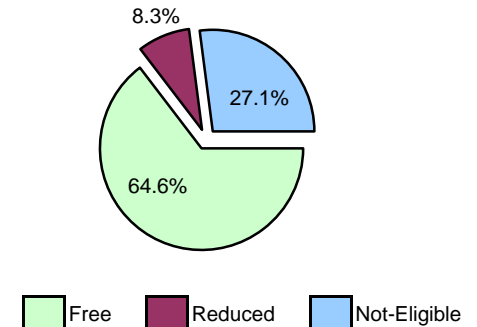
## Achievement (Percent Proficient on MEAP):

2007-2008	Academy	Detroit City School District	State Average
ELA 3	59.7%	62.4%	80.9%
ELA 4	32.4%	52.1%	76.3%
ELA 5	51.6%	51.0%	77.6%
ELA 6	68.3%	50.9%	79.6%
ELA 7	50.5%	41.9%	74.4%
ELA 8	64.6%	49.0%	75.3%
MME ELA	9.9%	26.0%	52.3%
Math 3	77.6%	70.0%	90.2%
Math 4	50.0%	63.7%	85.8%
Math 5	41.8%	44.1%	74.2%
Math 6	54.3%	39.2%	72.7%
Math 7	49.0%	43.5%	72.7%
Math 8	32.3%	38.5%	71.6%
MME Math	2.7%	14.3%	46.2%

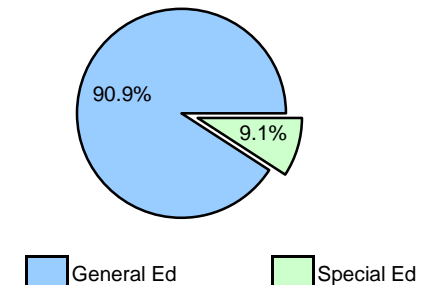
## Ethnicity 2007-2008



## Free /Reduced Lunch Eligibility 2007-2008



## General and Special Ed Status 2007-2008



# Midland Academy of Advanced and Creative Studies

Grades in 2007-2008: K-12, Spec

School Opened: 1997 Current Contract Term: 2008 through 2015

## Mission Statement:

The mission of The Midland Academy is to provide a values-driven, rigorous academic learning environment that challenges each student to reach his or her full academic potential.

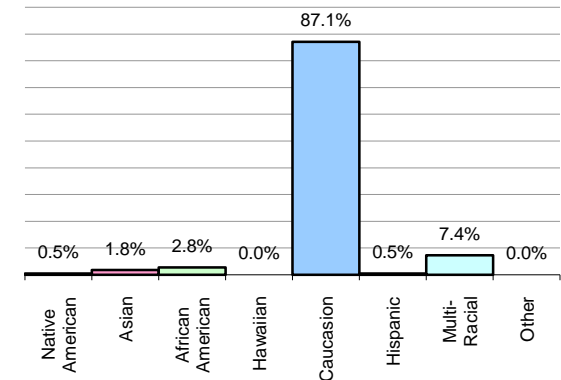
Educational Service Provider: Midland Charter Initiative

Authorizer: Central Michigan University

Grades: K-12, Spec  
Address: 4653 E. Bailey Bridge Road, Midland

Pupils 07-08: 217  
Ed YES! 07-08: A  
NCLB Phase 07-08: Phase 0

Ethnicity 2007-2008



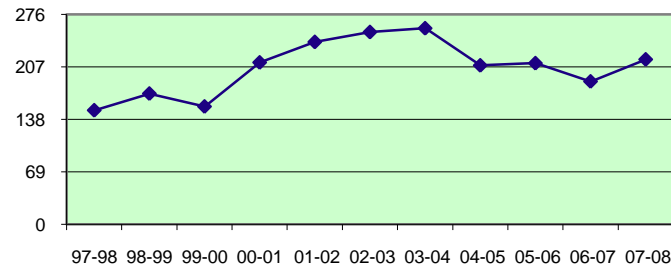
## Academic:

Instruction Type: Progressive  
Average Teacher Salary (06-07): \$37,143  
Teacher/Student Ratio (06-07): 1:14  
Attendance (07-08): 95.0%  
Graduation Rate (07-08): NA

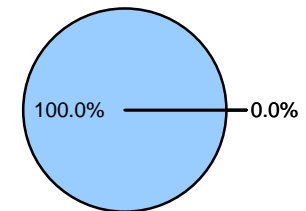
## Financial:

Foundation Grant (06-07): \$7,385  
Fund Balance (06-07): \$173,706  
Percent Operating Expenditures Spent On Instruction (06-07): 54.5%

Pupil Count Trend



Free /Reduced Lunch Eligibility 2007-2008

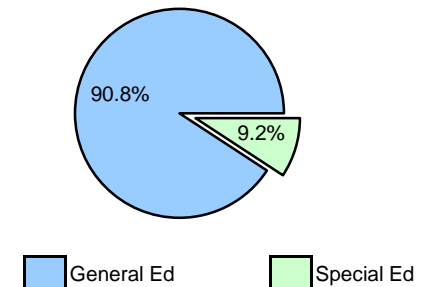


Achievement (Percent Proficient on MEAP):

2007-2008	Academy	Midland Public Schools	State Average
ELA 3	100.0%	88.4%	80.9%
ELA 4	84.2%	84.6%	76.3%
ELA 5	79.2%	87.7%	77.6%
ELA 6	76.5%	92.0%	79.6%
ELA 7	78.6%	90.3%	74.4%
ELA 8	90.0%	89.9%	75.3%
MME ELA	50.0%	79.7%	52.3%
Math 3	100.0%	96.0%	90.2%
Math 4	78.9%	91.4%	85.8%
Math 5	87.5%	83.7%	74.2%
Math 6	47.1%	88.7%	72.7%
Math 7	78.6%	83.2%	72.7%
Math 8	90.0%	87.6%	71.6%
MME Math	41.7%	76.8%	46.2%

Free Reduced Not-Eligible

General and Special Ed Status 2007-2008



## Academy Comments:

# Mid-Michigan Leadership Academy

Grades in 2007-2008:

K-8, Spec

**School Opened:** 1996 **Current Contract Term:** 2006 through 2011

## Mission Statement:

In partnership with our families and community, Mid-Michigan Leadership Academy is dedicated to providing a dynamic and innovative curriculum in a nurturing environment, while developing responsible student leaders

**Educational Service Provider:** Self-managed

**Authorizer:** Central Michigan University

**Grades**

K-8, Spec

**Address**

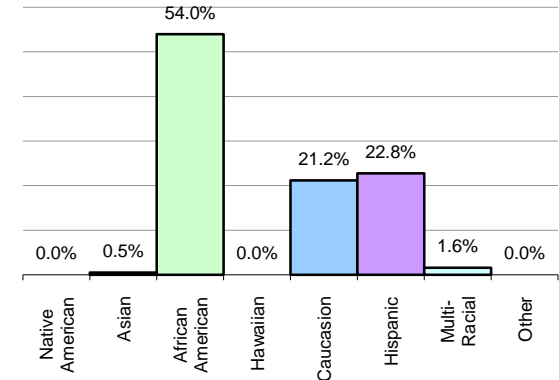
730 W. Maple, Lansing

**Pupils  
07-08**  
189

**Ed YES!  
07-08**  
C

**NCLB Phase  
07-08**  
Phase 0

**Ethnicity  
2007-2008**



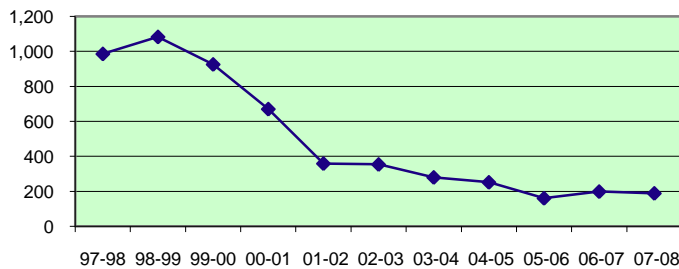
## Academic:

Instruction Type: Traditional  
Average Teacher Salary (06-07): \$42,090  
Teacher/Student Ratio (06-07): 1:24  
Attendance (07-08): 93.6%  
Graduation Rate (07-08): NA

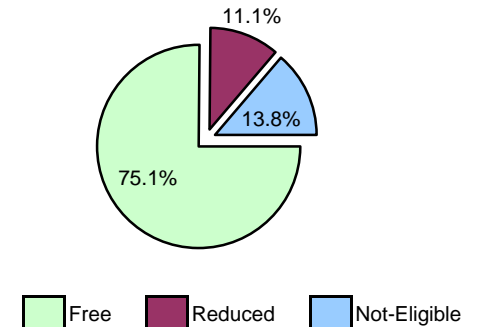
## Financial:

Foundation Grant (06-07): \$7,385  
Fund Balance (06-07): \$87,227  
Percent Operating Expenditures Spent On Instruction (06-07): 46.2%

**Pupil Count Trend**



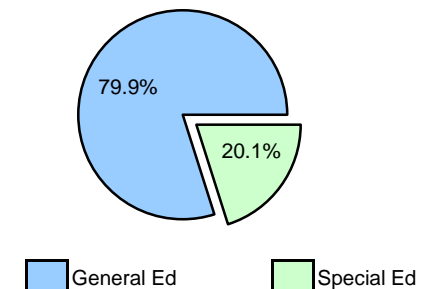
**Free /Reduced Lunch Eligibility  
2007-2008**



**Achievement (Percent Proficient on MEAP):**

2007-2008	Academy	Lansing Public School District	State Average
ELA 3	68.2%	79.0%	80.9%
ELA 4	42.1%	69.2%	76.3%
ELA 5	52.2%	70.7%	77.6%
ELA 6	68.4%	62.9%	79.6%
ELA 7	30.4%	53.1%	74.4%
ELA 8	66.7%	50.8%	75.3%
MME ELA		35.1%	52.3%
Math 3	100.0%	85.4%	90.2%
Math 4	73.7%	81.0%	85.8%
Math 5	47.8%	62.3%	74.2%
Math 6	52.6%	53.4%	72.7%
Math 7	39.1%	48.7%	72.7%
Math 8	73.3%	42.9%	71.6%
MME Math		28.1%	46.2%

**General and Special Ed Status  
2007-2008**



## Academy Comments:

# Mildred C. Wells Preparatory Academy

Grades in 2007-2008:

K-6, Spec

**School Opened:** 2005 **Current Contract Term:** 2005 through 2013

## Mission Statement:

Mildred C. Wells Academy is determined to build a safe academic environment where all students excel through creativity and respect. Mildred C. Wells Academy, a place where lifelong learners are born.

**Educational Service Provider:** Leona Group

**Authorizer:** Bay Mills Community College

## Grades

K-6, Spec

## Address

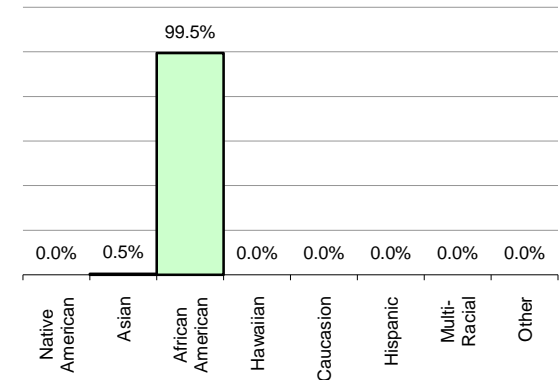
281 South Fair Avenue, Benton Harbor

**Pupils  
07-08**  
194

**Ed YES!  
07-08**  
C

**NCLB Phase  
07-08**  
Phase 0

## Ethnicity 2007-2008



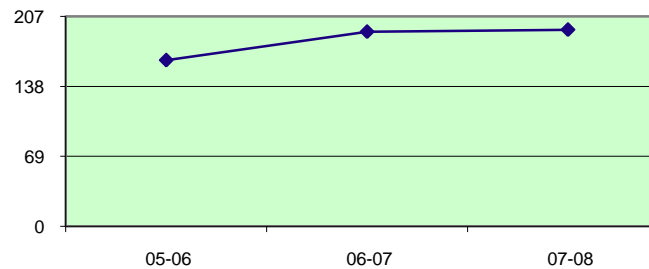
## Academic:

Instruction Type: Progressive  
Average Teacher Salary (06-07): \$33,281  
Teacher/Student Ratio (06-07): 1:26  
Attendance (07-08): 91.4%  
Graduation Rate (07-08): NA

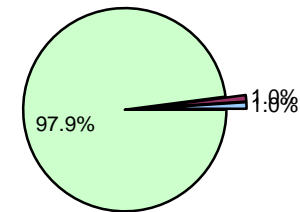
## Financial:

Foundation Grant (06-07): \$7,085  
Fund Balance (06-07): \$44,534  
Percent Operating Expenditures Spent On Instruction (06-07): 37.7%

## Pupil Count Trend



## Free /Reduced Lunch Eligibility 2007-2008

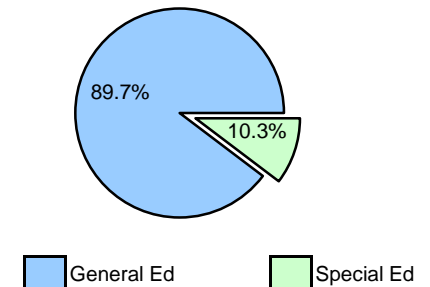


## Achievement (Percent Proficient on MEAP):

2007-2008	Academy	Benton Harbor Area Schools	State Average
ELA 3	32.0%	64.3%	80.9%
ELA 4	18.2%	49.2%	76.3%
ELA 5	37.5%	54.8%	77.6%
ELA 6	30.0%	44.7%	79.6%
ELA 7		32.5%	74.4%
ELA 8		32.0%	75.3%
MME ELA		12.6%	52.3%
Math 3	48.0%	75.9%	90.2%
Math 4	45.5%	63.2%	85.8%
Math 5	16.7%	51.2%	74.2%
Math 6	25.0%	41.9%	72.7%
Math 7		47.6%	72.7%
Math 8		37.3%	71.6%
MME Math		7.4%	46.2%

Free Reduced Not-Eligible

## General and Special Ed Status 2007-2008



## Academy Comments:

# Morey Charter School

Grades in 2007-2008: K-12, Spec, PK

School Opened: 1997 Current Contract Term: 2007 through 2010

## Mission Statement:

The Mission of The Morey Charter School is to empower and equip each student with a foundation in academic, technical and life skills necessary to become a productive, contributing member of society.

Educational Service Provider: Choice Schools Associates

Authorizer: Central Michigan University

Pupils 07-08: 239  
Ed YES! 07-08: B  
NCLB Phase 07-08: Phase 0

Grades: K-12, Spec, PK  
Address: 418 W. Blanchard Road, Shepherd

## Academic:

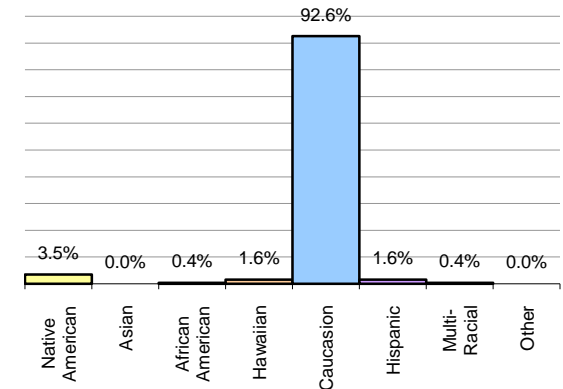
Instruction Type: Traditional  
Average Teacher Salary (06-07): \$25,020  
Teacher/Student Ratio (06-07): 1:14  
Attendance (07-08): 97.4%  
Graduation Rate (07-08): NA

## Financial:

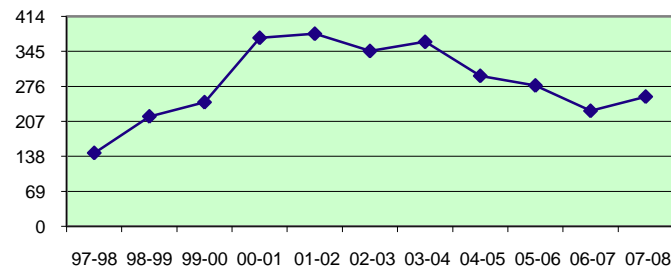
Foundation Grant (06-07): \$7,147  
Fund Balance (06-07): \$239,504  
Percent Operating Expenditures Spent On Instruction (06-07): 50.7%

## Academy Comments:

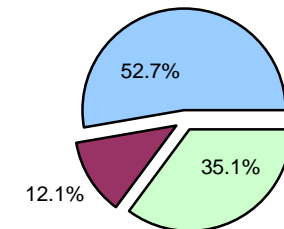
Ethnicity  
2007-2008



Pupil Count Trend



Free /Reduced Lunch Eligibility  
2007-2008

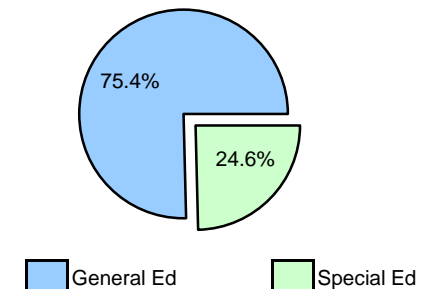


Achievement (Percent Proficient on MEAP):

2007-2008	Academy	Mt. Pleasant City School District	State Average
ELA 3	73.9%	85.5%	80.9%
ELA 4	71.4%	85.5%	76.3%
ELA 5	70.0%	81.8%	77.6%
ELA 6	70.6%	87.9%	79.6%
ELA 7	46.7%	77.3%	74.4%
ELA 8	66.7%	78.1%	75.3%
MME ELA	9.1%	52.0%	52.3%
Math 3	95.7%	94.0%	90.2%
Math 4	71.4%	92.0%	85.8%
Math 5	70.0%	73.0%	74.2%
Math 6	62.5%	81.9%	72.7%
Math 7	56.3%	77.8%	72.7%
Math 8	77.8%	77.6%	71.6%
MME Math	0.0%	48.0%	46.2%

Free Reduced Not-Eligible

General and Special Ed Status  
2007-2008



# Mt. Clemens Montessori Academy

Grades in 2007-2008:

K-5, Spec

**School Opened:** 2003 **Current Contract Term:** 2002 through 2011

## Mission Statement:

The mission of Mt. Clemens Montessori Academy is to develop students with a positive self-image who can apply critical thinking skills, communication skills, creativity, cooperation and respect for others to changing situations

**Educational Service Provider:** Helicon Associates

**Authorizer:** Bay Mills Community College

## Grades

K-5, Spec

## Address

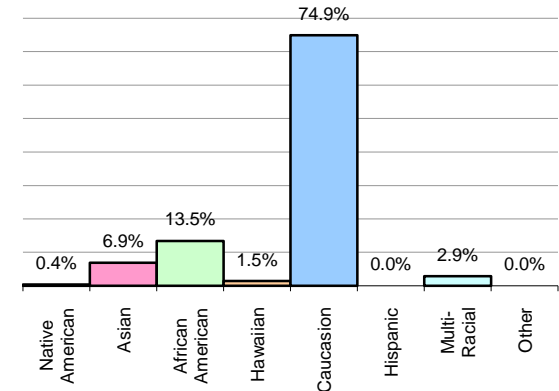
1070 Hampton Road, Mt. Clemens

**Pupils  
07-08**  
275

**Ed YES!  
07-08**  
A

**NCLB Phase  
07-08**  
Phase 0

## Ethnicity 2007-2008



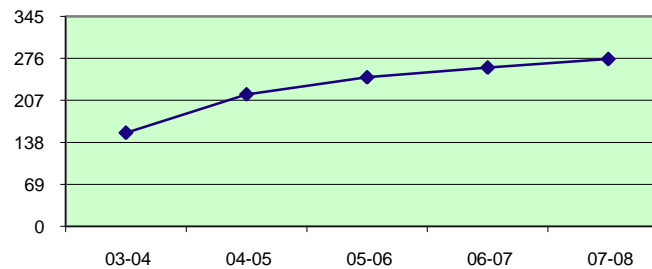
## Academic:

Instruction Type: Progressive  
Average Teacher Salary (06-07): \$36,073  
Teacher/Student Ratio (06-07): 1:21  
Attendance (07-08): 95.2%  
Graduation Rate (07-08): NA

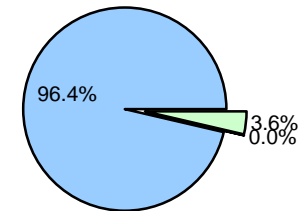
## Financial:

Foundation Grant (06-07): \$7,385  
Fund Balance (06-07): \$199,495  
Percent Operating Expenditures Spent On Instruction (06-07): 36.9%

## Pupil Count Trend



## Free /Reduced Lunch Eligibility 2007-2008

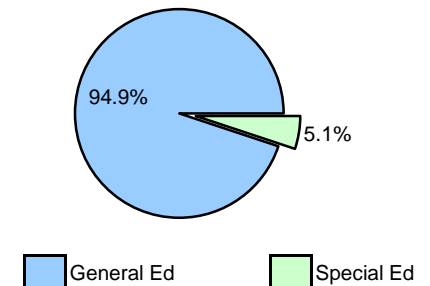


## Achievement (Percent Proficient on MEAP):

2007-2008	Academy	Mt. Clemens Community School Distri	State Average
ELA 3	88.6%	71.5%	80.9%
ELA 4	88.9%	72.0%	76.3%
ELA 5	100.0%	66.2%	77.6%
ELA 6		54.3%	79.6%
ELA 7		43.4%	74.4%
ELA 8		56.3%	75.3%
MME ELA		27.0%	52.3%
Math 3	90.9%	87.9%	90.2%
Math 4	88.9%	83.4%	85.8%
Math 5	100.0%	64.5%	74.2%
Math 6		43.1%	72.7%
Math 7		43.6%	72.7%
Math 8		60.3%	71.6%
MME Math		19.7%	46.2%

Free Reduced Not-Eligible

## General and Special Ed Status 2007-2008



## Academy Comments:



# Muskegon Technical Academy

Grades in 2007-2008: 5-12, Spec

School Opened: 2001 Current Contract Term: 2000 through 2010

## Mission Statement:

The mission of Muskegon Tech Academy is..."Our students... career Ready!":

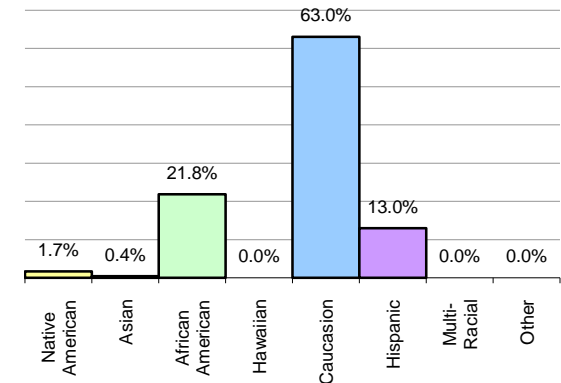
Educational Service Provider: Orbis Management Group

Authorizer: Grand Valley State University

Grades: 5-12, Spec  
Address: 2900 E. Apple, Muskegon

Pupils 07-08: 238  
Ed YES! 07-08: B  
NCLB Phase 07-08: Phase 0

## Ethnicity 2007-2008



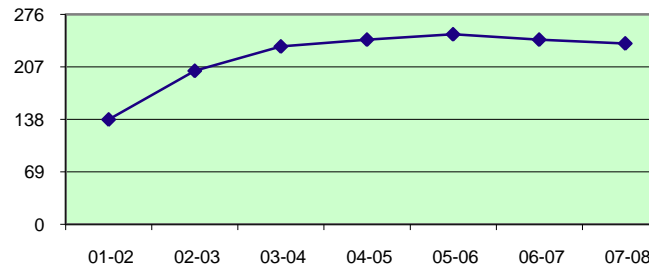
## Academic:

Instruction Type: Vocational  
Average Teacher Salary (06-07): \$41,894  
Teacher/Student Ratio (06-07): 1:20  
Attendance (07-08): 96.2%  
Graduation Rate (07-08): NA

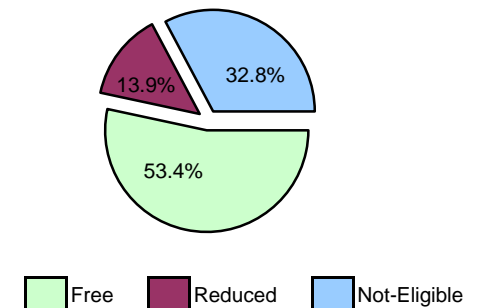
## Financial:

Foundation Grant (06-07): \$7,385  
Fund Balance (06-07): \$285,481  
Percent Operating Expenditures Spent On Instruction (06-07): 61.2%

## Pupil Count Trend



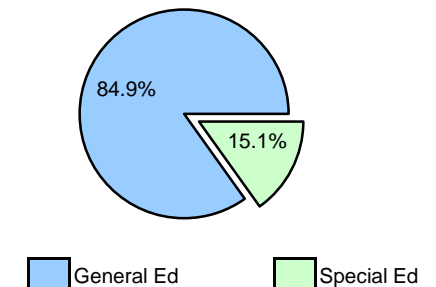
## Free /Reduced Lunch Eligibility 2007-2008



## Achievement (Percent Proficient on MEAP):

2007-2008	Academy	Muskegon City School District	State Average
ELA 3		68.7%	80.9%
ELA 4		53.5%	76.3%
ELA 5	76.9%	56.2%	77.6%
ELA 6	86.4%	51.0%	79.6%
ELA 7	50.0%	42.4%	74.4%
ELA 8	44.7%	48.4%	75.3%
MME ELA	35.0%	28.7%	52.3%
Math 3		72.6%	90.2%
Math 4		66.5%	85.8%
Math 5	92.3%	52.4%	74.2%
Math 6	77.3%	51.0%	72.7%
Math 7	50.0%	40.3%	72.7%
Math 8	52.6%	49.4%	71.6%
MME Math	30.0%	23.4%	46.2%

## General and Special Ed Status 2007-2008



## Academy Comments:

# Nah Tah Wahsh Public School Academy

Grades in 2007-2008: K-12, Spec

School Opened: 1995 Current Contract Term: 2007 through 2010

## Mission Statement:

The Nah Tah Wahsh Public School Academy's educational mission is to promote lifelong learning which encourages the physical, mental, emotional, and spiritual development of each individual, family member, and the community as a whole.

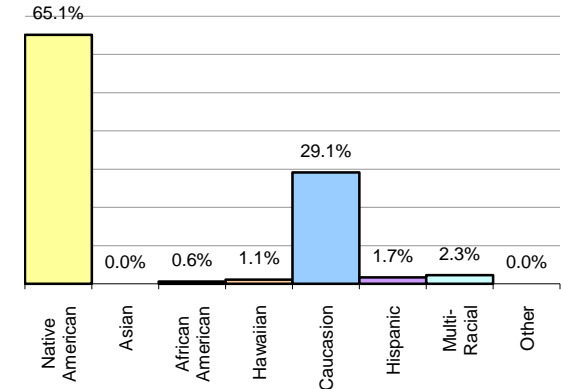
Educational Service Provider: Self-managed

Authorizer: Northern Michigan University

Grades: K-12, Spec  
Address: N14911 Hannahville B-1 Road, Wilson

Pupils 07-08: 175  
Ed YES! 07-08: B  
NCLB Phase 07-08: Phase 0

## Ethnicity 2007-2008



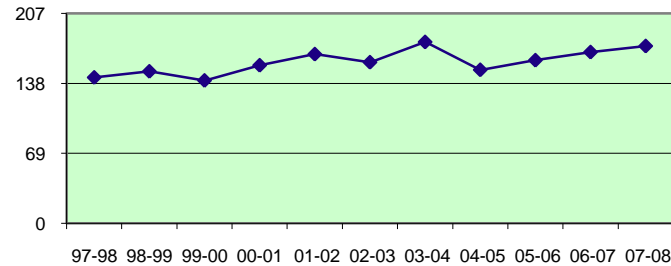
## Academic:

Instruction Type: General/Conversion  
Average Teacher Salary (06-07): \$53,692  
Teacher/Student Ratio (06-07): 1:7  
Attendance (07-08): 90.5%  
Graduation Rate (07-08): NA

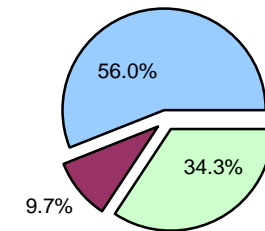
## Financial:

Foundation Grant (06-07): \$7,085  
Fund Balance (06-07): \$395,691  
Percent Operating Expenditures Spent On Instruction (06-07): 80.5%

## Pupil Count Trend



## Free /Reduced Lunch Eligibility 2007-2008

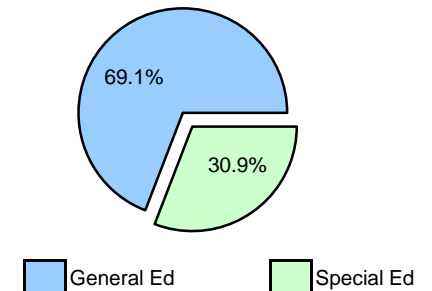


## Achievement (Percent Proficient on MEAP):

2007-2008	Academy	Bark River-Harris School District	State Average
ELA 3	75.0%	88.3%	80.9%
ELA 4	66.7%	83.7%	76.3%
ELA 5	36.4%	67.9%	77.6%
ELA 6	77.8%	69.8%	79.6%
ELA 7	91.7%	75.5%	74.4%
ELA 8	58.3%	84.2%	75.3%
MME ELA	44.4%	42.9%	52.3%
Math 3	50.0%	93.4%	90.2%
Math 4	88.9%	93.9%	85.8%
Math 5	18.2%	64.3%	74.2%
Math 6	33.3%	67.9%	72.7%
Math 7	75.0%	71.4%	72.7%
Math 8	50.0%	66.7%	71.6%
MME Math	22.2%	42.9%	46.2%

Free Reduced Not-Eligible

## General and Special Ed Status 2007-2008



## Academy Comments:

# Nataki Talibah Schoolhouse of Detroit

Grades in 2007-2008:

K-8, Spec

School Opened: 1995 Current Contract Term: 2007 through 2013

## Mission Statement:

In cooperation with parents and in partnership with the community and other educational institutions, NTSD is dedicated to providing challenging and meaningful learning that prepares students to be self-directed lifelong learners.

Educational Service Provider: Nataki Talibah Schoolhouse

Authorizer: Central Michigan University

Grades

K-8, Spec

Address

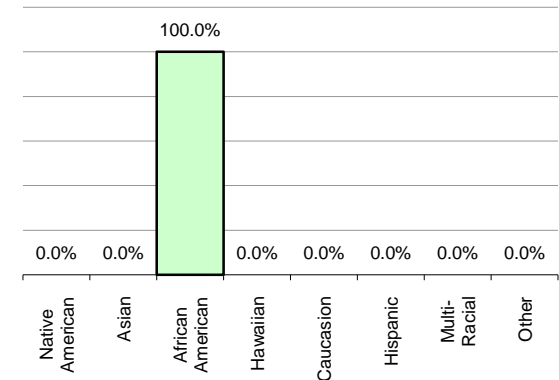
19176 Northrop Street, Detroit

Pupils  
07-08  
399

Ed YES!  
07-08  
B

NCLB Phase  
07-08  
Phase 0

## Ethnicity 2007-2008



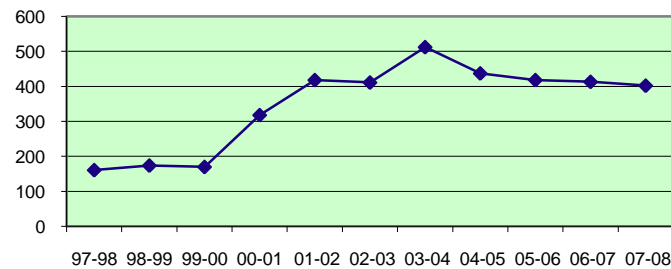
## Academic:

Instruction Type: Progressive  
Average Teacher Salary (06-07): \$49,158  
Teacher/Student Ratio (06-07): 1:19  
Attendance (07-08): 88.7%  
Graduation Rate (07-08): NA

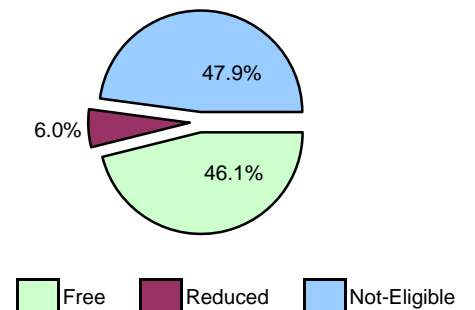
## Financial:

Foundation Grant (06-07): \$7,385  
Fund Balance (06-07): \$240,691  
Percent Operating Expenditures Spent On Instruction (06-07): 53.1%

## Pupil Count Trend



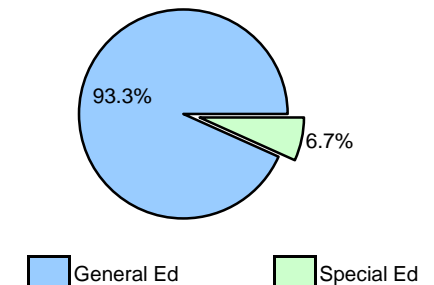
## Free /Reduced Lunch Eligibility 2007-2008



## Achievement (Percent Proficient on MEAP):

2007-2008	Academy	Detroit City School District	State Average
ELA 3	87.0%	62.4%	80.9%
ELA 4	73.3%	52.1%	76.3%
ELA 5	77.3%	51.0%	77.6%
ELA 6	68.1%	50.9%	79.6%
ELA 7	61.5%	41.9%	74.4%
ELA 8	82.4%	49.0%	75.3%
MME ELA		26.0%	52.3%
Math 3	89.1%	70.0%	90.2%
Math 4	86.7%	63.7%	85.8%
Math 5	50.0%	44.1%	74.2%
Math 6	44.7%	39.2%	72.7%
Math 7	59.0%	43.5%	72.7%
Math 8	68.6%	38.5%	71.6%
MME Math		14.3%	46.2%

## General and Special Ed Status 2007-2008



## Academy Comments:

# New Bedford Academy

Grades in 2007-2008:

K-8, Spec

**School Opened:** 1998 **Current Contract Term:** 2008 through 2013

## Mission Statement:

This academy will provide a meaningful learning and a need-fulfilling environment, empowering every student with the knowledge, skills and behaviors that will add quality to their life.

**Educational Service Provider:** Helicon Associates

**Authorizer:** Ferris State University

## Grades

K-8, Spec

## Address

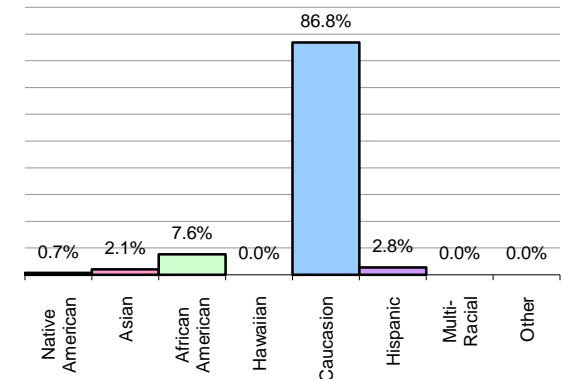
6315 Secor Road, Lambertville

**Pupils  
07-08**  
144

**Ed YES!  
07-08**  
B

**NCLB Phase  
07-08**  
Phase 0

## Ethnicity 2007-2008



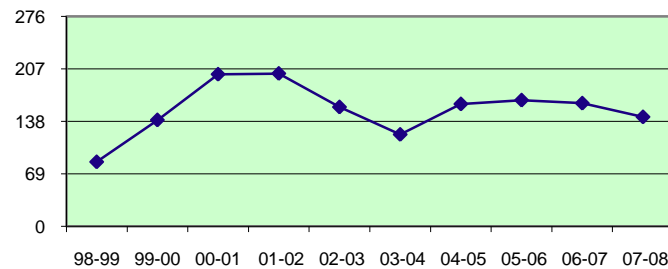
## Academic:

Instruction Type: Progressive  
Average Teacher Salary (06-07): \$27,896  
Teacher/Student Ratio (06-07): 1:16  
Attendance (07-08): 95.3%  
Graduation Rate (07-08): NA

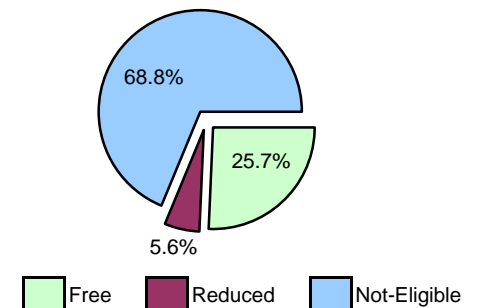
## Financial:

Foundation Grant (06-07): \$7,085  
Fund Balance (06-07): \$249,020  
Percent Operating Expenditures Spent On Instruction (06-07): 46.2%

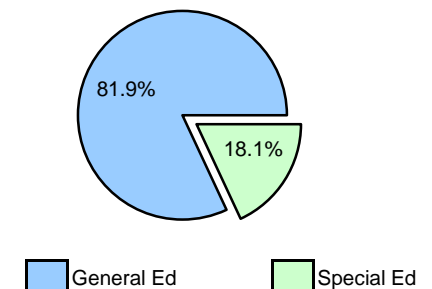
## Pupil Count Trend



## Free /Reduced Lunch Eligibility 2007-2008



## General and Special Ed Status 2007-2008



## Achievement (Percent Proficient on MEAP):

2007-2008	Academy	Bedford Public Schools	State Average
ELA 3	68.8%	89.6%	80.9%
ELA 4	60.0%	90.0%	76.3%
ELA 5	69.2%	93.5%	77.6%
ELA 6	84.6%	93.7%	79.6%
ELA 7	85.7%	85.8%	74.4%
ELA 8	77.8%	81.3%	75.3%
MME ELA		62.7%	52.3%
Math 3	75.0%	95.7%	90.2%
Math 4	72.0%	92.2%	85.8%
Math 5	76.9%	83.4%	74.2%
Math 6	46.2%	87.2%	72.7%
Math 7	87.5%	86.8%	72.7%
Math 8	44.4%	82.3%	71.6%
MME Math		55.0%	46.2%

## Academy Comments:

# New Beginnings Academy

Grades in 2007-2008:

K-5, Spec

**School Opened:** 1999 **Current Contract Term:** 2004 through 2009

## Mission Statement:

Students at New Beginnings Academy will be challenged to reach their greatest academic potential by teachers and parents working together to develop Individual Learning Plans, and by creating a community atmosphere.

**Educational Service Provider:** Self-managed

**Authorizer:** Central Michigan University

## Grades

K-5, Spec

## Address

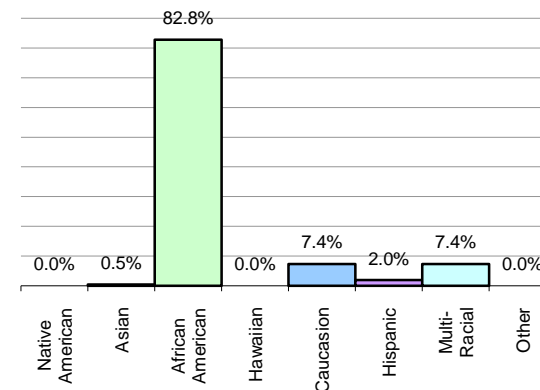
211 East Michigan, Ypsilanti

**Pupils  
07-08**  
203

**Ed YES!  
07-08**  
C

**NCLB Phase  
07-08**  
Phase 0

## Ethnicity 2007-2008



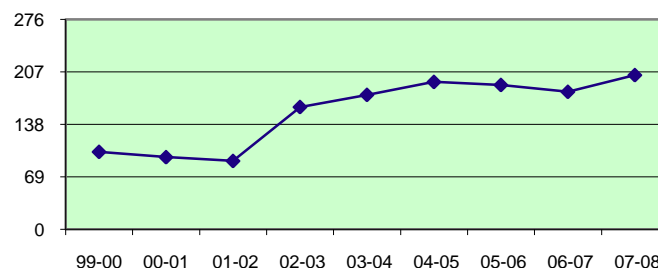
## Academic:

Instruction Type: Traditional  
Average Teacher Salary (06-07): \$34,629  
Teacher/Student Ratio (06-07): 1:20  
Attendance (07-08): 93.9%  
Graduation Rate (07-08): NA

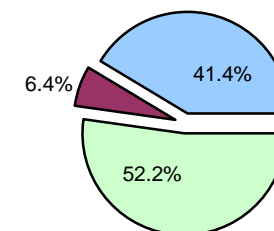
## Financial:

Foundation Grant (06-07): \$7,385  
Fund Balance (06-07): \$376,864  
Percent Operating Expenditures Spent On Instruction (06-07): 61.3%

## Pupil Count Trend



## Free /Reduced Lunch Eligibility 2007-2008

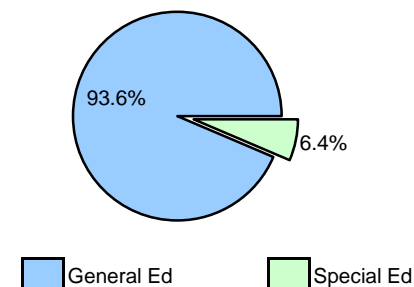


## Achievement (Percent Proficient on MEAP):

2007-2008	Academy	Van Buren Public Schools	State Average
ELA 3	72.2%	76.7%	80.9%
ELA 4	58.8%	73.6%	76.3%
ELA 5	44.0%	75.2%	77.6%
ELA 6		68.5%	79.6%
ELA 7		61.4%	74.4%
ELA 8		66.6%	75.3%
MME ELA		36.6%	52.3%
Math 3	83.3%	90.1%	90.2%
Math 4	58.8%	77.6%	85.8%
Math 5	24.0%	67.3%	74.2%
Math 6		59.4%	72.7%
Math 7		55.1%	72.7%
Math 8		60.7%	71.6%
MME Math		28.3%	46.2%

Free Reduced Not-Eligible

## General and Special Ed Status 2007-2008



## Academy Comments:

# New Branches School

Grades in 2007-2008:

K-6, Spec

**School Opened:** 1995 **Current Contract Term:** 2000 through 2009

## Mission Statement:

Our mission is to create with our parents, a caring, learning community that enables all students to become independent thinkers and responsible citizens.

**Educational Service Provider:** Self-managed

**Authorizer:** Central Michigan University

## Grades

K-6, Spec

## Address

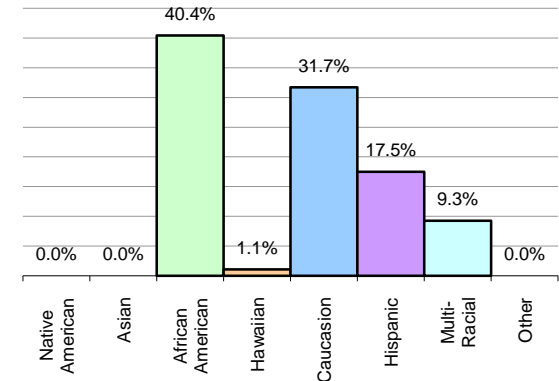
256 Alger Street SE, Grand Rapids

**Pupils  
07-08**  
184

**Ed YES!  
07-08**  
A

**NCLB Phase  
07-08**  
Phase 0

## Ethnicity 2007-2008



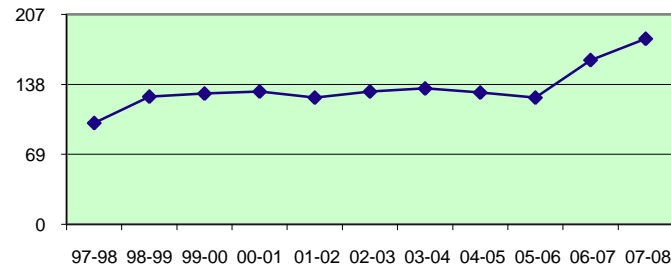
## Academic:

Instruction Type: Progressive  
Average Teacher Salary (06-07): \$40,964  
Teacher/Student Ratio (06-07): 1:24  
Attendance (07-08): 95.5%  
Graduation Rate (07-08): NA

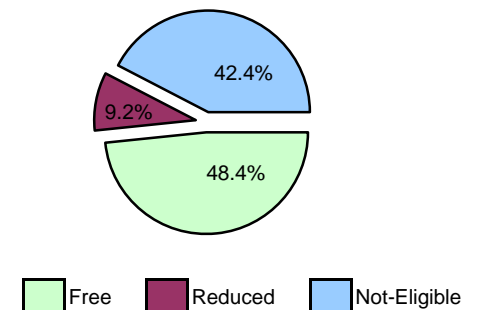
## Financial:

Foundation Grant (06-07): \$7,326  
Fund Balance (06-07): \$270,822  
Percent Operating Expenditures Spent On Instruction (06-07): 58.6%

## Pupil Count Trend



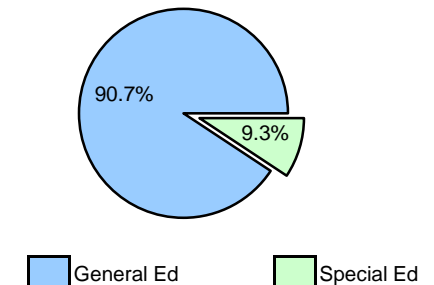
## Free /Reduced Lunch Eligibility 2007-2008



## Achievement (Percent Proficient on MEAP):

2007-2008	Academy	Grand Rapids Public Schools	State Average
ELA 3	89.5%	65.1%	80.9%
ELA 4	50.0%	58.0%	76.3%
ELA 5	81.0%	56.1%	77.6%
ELA 6	66.7%	59.6%	79.6%
ELA 7		52.1%	74.4%
ELA 8		58.0%	75.3%
MME ELA		28.4%	52.3%
Math 3	89.5%	77.2%	90.2%
Math 4	81.8%	69.3%	85.8%
Math 5	85.7%	51.0%	74.2%
Math 6	75.0%	47.6%	72.7%
Math 7		43.9%	72.7%
Math 8		46.9%	71.6%
MME Math		23.0%	46.2%

## General and Special Ed Status 2007-2008



## Academy Comments:

# New City Academy

Grades in 2007-2008:

K-8, Spec

**School Opened:** 1999 **Current Contract Term:** 2004 through 2010

## Mission Statement:

New City Academy is a dedicated partnership among our children, parents, staff, board and community to inspire and achieve a standard of excellence in academic and personal character. We uphold a quality educational experience that is diverse, nurturing and challenging.

**Educational Service Provider:** Leona Group

**Authorizer:** Ferris State University

## Grades

K-8, Spec

## Address

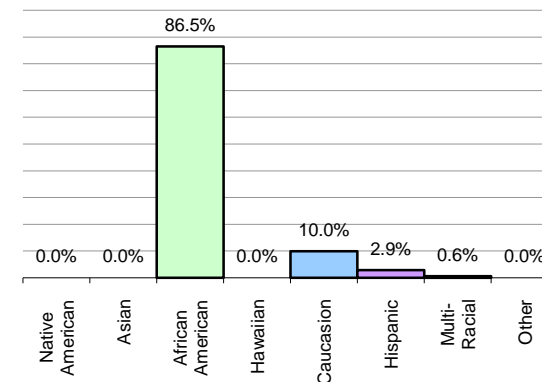
2130 W. Holmes Road, Suite B, Lansing

**Pupils  
07-08**  
170

**Ed YES!  
07-08**  
C

**NCLB Phase  
07-08**  
Phase 0

## Ethnicity 2007-2008



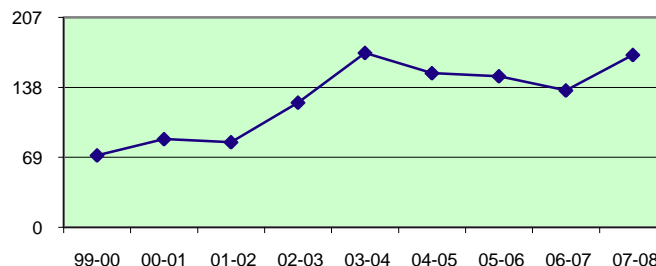
## Academic:

Instruction Type: Progressive  
Average Teacher Salary (06-07): \$21,746  
Teacher/Student Ratio (06-07): 1:21  
Attendance (07-08): 89.5%  
Graduation Rate (07-08): NA

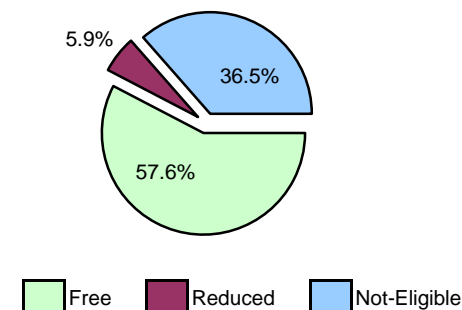
## Financial:

Foundation Grant (06-07): \$7,385  
Fund Balance (06-07): \$338,035  
Percent Operating Expenditures Spent On Instruction (06-07): 36.3%

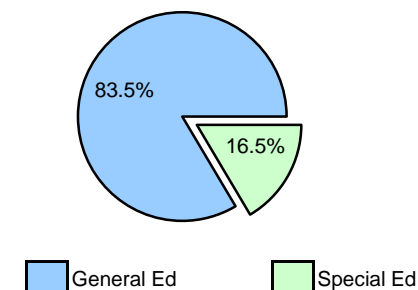
## Pupil Count Trend



## Free /Reduced Lunch Eligibility 2007-2008



## General and Special Ed Status 2007-2008



## Achievement (Percent Proficient on MEAP):

2007-2008	Academy	Lansing Public School District	State Average
ELA 3	30.8%	79.0%	80.9%
ELA 4	38.5%	69.2%	76.3%
ELA 5	86.7%	70.7%	77.6%
ELA 6	23.5%	62.9%	79.6%
ELA 7	40.0%	53.1%	74.4%
ELA 8	55.0%	50.8%	75.3%
MME ELA		35.1%	52.3%
Math 3	38.5%	85.4%	90.2%
Math 4	46.2%	81.0%	85.8%
Math 5	46.7%	62.3%	74.2%
Math 6	23.5%	53.4%	72.7%
Math 7	40.0%	48.7%	72.7%
Math 8	42.9%	42.9%	71.6%
MME Math		28.1%	46.2%

## Academy Comments:



# North Saginaw Charter Academy

Grades in 2007-2008:

K-8, Spec

**School Opened:** 1999 **Current Contract Term:** 2004 through 2009

## Mission Statement:

Working in partnership with parents and the community, the NSCA will offer a challenging, character-based education.

**Educational Service Provider:** National Heritage Academies

**Authorizer:** Central Michigan University

## Grades

K-8, Spec

## Address

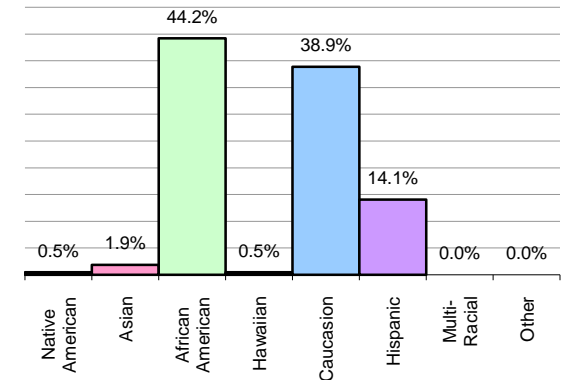
2332 Trautner Road, Saginaw

**Pupils  
07-08**  
633

**Ed YES!  
07-08**  
B

**NCLB Phase  
07-08**  
Phase 0

## Ethnicity 2007-2008



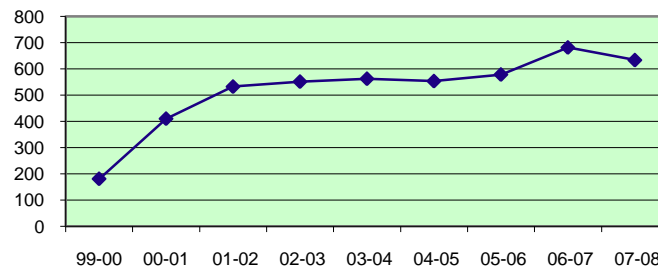
## Academic:

Instruction Type: Traditional  
Average Teacher Salary (06-07): \$39,627  
Teacher/Student Ratio (06-07): 1:20  
Attendance (07-08): 93.6%  
Graduation Rate (07-08): NA

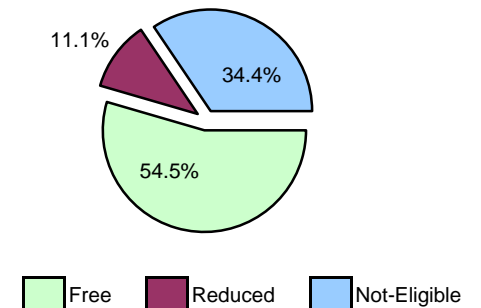
## Financial:

Foundation Grant (06-07): \$7,368  
Fund Balance (06-07): \$19,753  
Percent Operating Expenditures Spent On Instruction (06-07): 47.5%

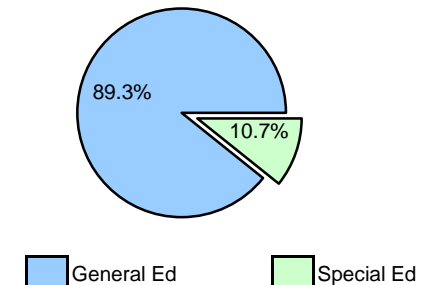
## Pupil Count Trend



## Free /Reduced Lunch Eligibility 2007-2008



## General and Special Ed Status 2007-2008



## Achievement (Percent Proficient on MEAP):

2007-2008	Academy	Saginaw City School District	State Average
ELA 3	70.3%	72.5%	80.9%
ELA 4	80.6%	62.2%	76.3%
ELA 5	79.7%	64.4%	77.6%
ELA 6	71.2%	58.3%	79.6%
ELA 7	75.0%	46.8%	74.4%
ELA 8	80.7%	55.7%	75.3%
MME ELA		20.5%	52.3%
Math 3	83.8%	82.5%	90.2%
Math 4	90.3%	73.4%	85.8%
Math 5	58.1%	56.5%	74.2%
Math 6	63.3%	50.2%	72.7%
Math 7	84.4%	48.4%	72.7%
Math 8	64.9%	47.9%	71.6%
MME Math		14.4%	46.2%

## Academy Comments:

# North Star Academy

Grades in 2007-2008: 7-12, Spec

School Opened: 1997 Current Contract Term: 2004 through 2009

## Mission Statement:

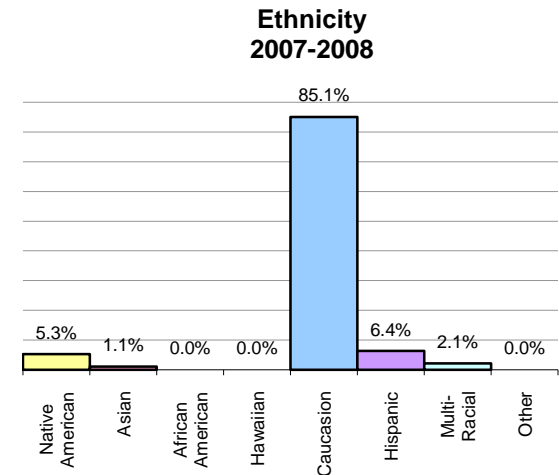
North Star Academy expands every learner's powers to shape our changing world.

Educational Service Provider: Self-managed

Authorizer: Northern Michigan University

Grades	Address
7-8, Spec	3030 Wright Street, Marquette
9-12, Spec	3030 Wright Street, Marquette

Pupils 07-08	Ed YES! 07-08	NCLB Phase 07-08
25	No Grade	Phase 0
69	No Grade	Phase 0



## Academic:

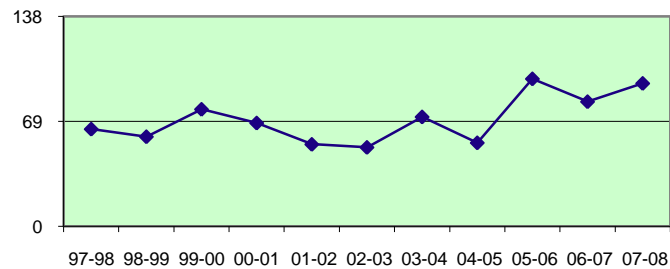
Instruction Type:	Progressive
Average Teacher Salary (06-07):	\$31,611
Teacher/Student Ratio (06-07):	1:20
Attendance (07-08):	89.3%
Graduation Rate (07-08):	NA

## Financial:

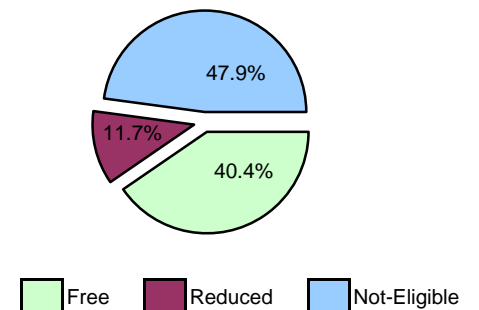
Foundation Grant (06-07):	\$7,085
Fund Balance (06-07):	\$8,163
Percent Operating Expenditures Spent On Instruction (06-07):	42.1%

## Academy Comments:

## Pupil Count Trend



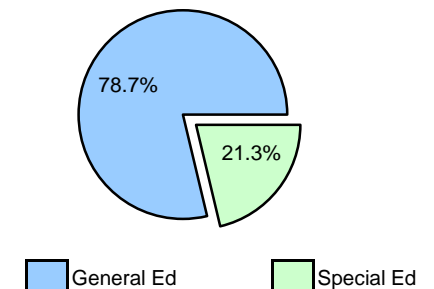
## Free /Reduced Lunch Eligibility 2007-2008



## Achievement (Percent Proficient on MEAP):

2007-2008	Academy	Ishpeming Public School District	State Average
ELA 3		93.2%	80.9%
ELA 4		84.7%	76.3%
ELA 5		87.0%	77.6%
ELA 6	66.7%	88.6%	79.6%
ELA 7	14.3%	89.5%	74.4%
ELA 8	15.4%	83.3%	75.3%
MME ELA	25.0%	72.9%	52.3%
Math 3		96.6%	90.2%
Math 4		91.5%	85.8%
Math 5		72.5%	74.2%
Math 6	66.7%	73.9%	72.7%
Math 7	28.6%	87.7%	72.7%
Math 8	15.4%	76.9%	71.6%
MME Math	16.7%	64.4%	46.2%

## General and Special Ed Status 2007-2008



# Northpointe Academy

Grades in 2007-2008:

K-8, Spec

School Opened: 2005

Current Contract Term: 2005 through 2009

Mission Statement:

Educational Service Provider: Evans Solution Management Company

Authorizer: Highland Park City Schools

Grades

K-8, Spec

Address

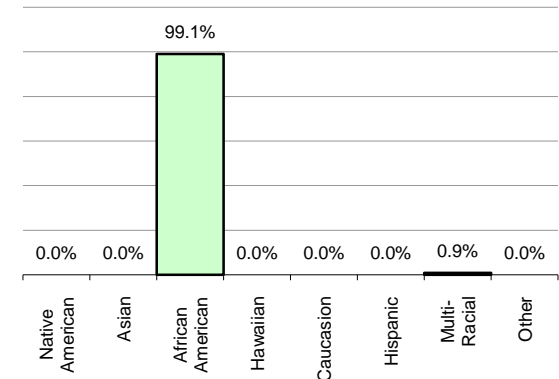
53 Candler, Highland Park

Pupils  
07-08  
329

Ed YES!  
07-08  
C

NCLB Phase  
07-08  
Phase 0

Ethnicity  
2007-2008



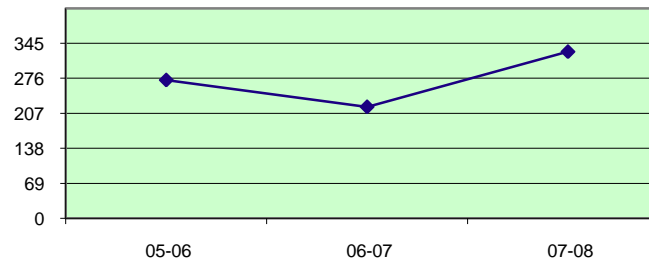
## Academic:

Instruction Type: NDA\*  
 Average Teacher Salary (06-07): \$52,164  
 Teacher/Student Ratio (06-07): 1:24  
 Attendance (07-08): 99.9%  
 Graduation Rate (07-08): NA

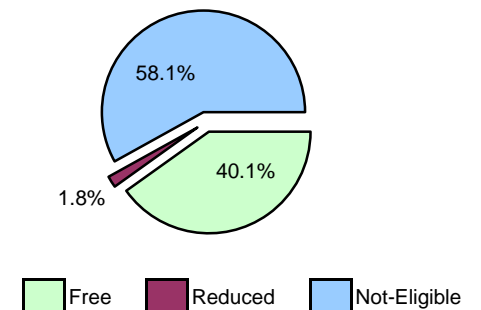
## Financial:

Foundation Grant (06-07): \$7,385  
 Fund Balance (06-07): \$176,656  
 Percent Operating Expenditures Spent On Instruction (06-07): 55.6%

Pupil Count Trend



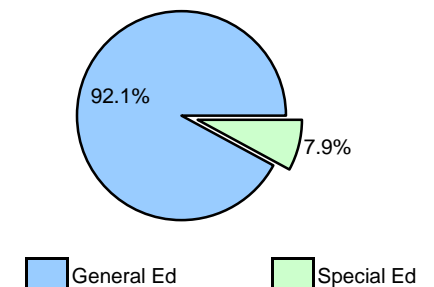
Free /Reduced Lunch Eligibility  
2007-2008



Achievement (Percent Proficient on MEAP):

2007-2008	Academy	Highland Park City Schools	State Average
ELA 3	50.0%	54.8%	80.9%
ELA 4	47.4%	56.4%	76.3%
ELA 5	32.4%	48.8%	77.6%
ELA 6	30.6%	49.6%	79.6%
ELA 7	52.8%	35.8%	74.4%
ELA 8	71.8%	49.1%	75.3%
MME ELA		10.8%	52.3%
Math 3	58.8%	70.4%	90.2%
Math 4	55.6%	72.9%	85.8%
Math 5	32.4%	38.1%	74.2%
Math 6	33.3%	37.5%	72.7%
Math 7	44.4%	25.4%	72.7%
Math 8	47.5%	30.2%	71.6%
MME Math		4.1%	46.2%

General and Special Ed Status  
2007-2008



## Academy Comments:

# Northridge Academy

Grades in 2007-2008:

K-8, Spec

School Opened: 1999 Current Contract Term: 2004 through 2010

## Mission Statement:

Northridge Academy is dedicated to students becoming model citizens in the 21st century, with high expectations and achievement, by encouraging them to always do their best. Students will know they can and that failure is not an option.

Educational Service Provider: Leona Group

Authorizer: Ferris State University

Grades

K-8, Spec

Address

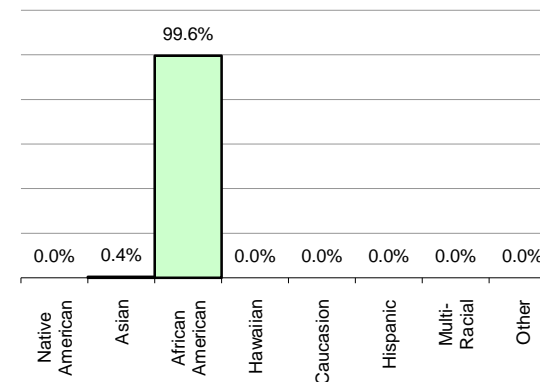
5306 North Street, Flint

Pupils  
07-08  
230

Ed YES!  
07-08  
C

NCLB Phase  
07-08  
Phase 0

## Ethnicity 2007-2008



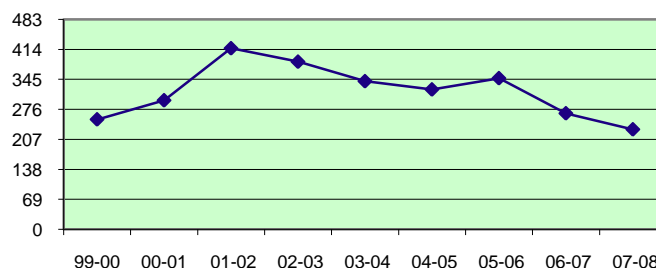
## Academic:

Instruction Type: Progressive  
Average Teacher Salary (06-07): \$32,295  
Teacher/Student Ratio (06-07): 1:21  
Attendance (07-08): 94.6%  
Graduation Rate (07-08): NA

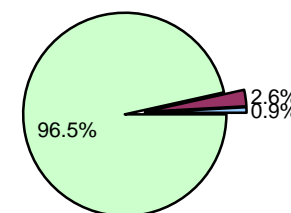
## Financial:

Foundation Grant (06-07): \$7,385  
Fund Balance (06-07): \$393,422  
Percent Operating Expenditures Spent On Instruction (06-07): 34.8%

## Pupil Count Trend



## Free /Reduced Lunch Eligibility 2007-2008

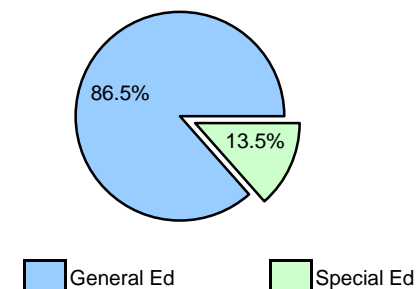


## Achievement (Percent Proficient on MEAP):

2007-2008	Academy	Flint City School District	State Average
ELA 3	52.2%	62.4%	80.9%
ELA 4	36.4%	44.4%	76.3%
ELA 5	37.0%	49.1%	77.6%
ELA 6	45.5%	59.3%	79.6%
ELA 7	33.3%	36.3%	74.4%
ELA 8	26.3%	43.3%	75.3%
MME ELA		24.6%	52.3%
Math 3	83.3%	76.3%	90.2%
Math 4	59.1%	65.2%	85.8%
Math 5	44.4%	43.6%	74.2%
Math 6	47.8%	52.1%	72.7%
Math 7	37.5%	33.4%	72.7%
Math 8	31.6%	34.4%	71.6%
MME Math		16.5%	46.2%

Free Reduced Not-Eligible

## General and Special Ed Status 2007-2008



## Academy Comments:

# Northwest Academy

Grades in 2007-2008: K-12, Spec

School Opened: 1996 Current Contract Term: 2001 through 2012

## Mission Statement:

Northwest Academy will strive to provide a nurturing and respectful environment where young men and women prepare for leadership and responsible citizenship through participation in an academically stimulating program.

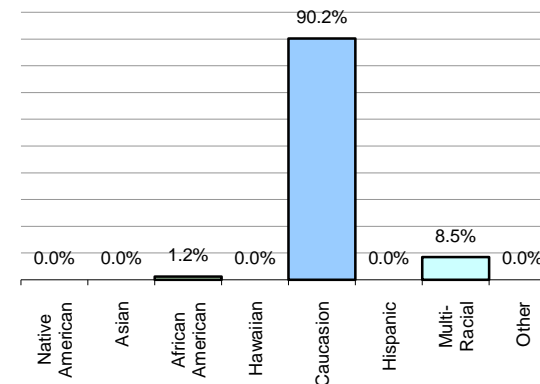
Educational Service Provider: Northstar Educational

Authorizer: Saginaw Valley State University

Grades: K-12, Spec Address: 115 W. Hurlbut Street, Charlevoix

Pupils 07-08: 82 Ed YES! 07-08: B NCLB Phase 07-08: Phase 1

Ethnicity 2007-2008



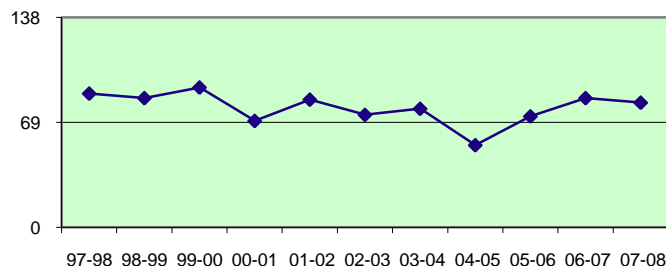
## Academic:

Instruction Type: G/FA  
Average Teacher Salary (06-07): \$45,416  
Teacher/Student Ratio (06-07): 1:13  
Attendance (07-08): 94.6%  
Graduation Rate (07-08): NA

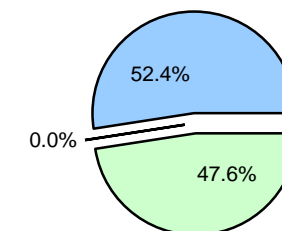
## Financial:

Foundation Grant (06-07): \$7,385  
Fund Balance (06-07): \$127,612  
Percent Operating Expenditures Spent On Instruction (06-07): 64.4%

Pupil Count Trend



Free /Reduced Lunch Eligibility 2007-2008

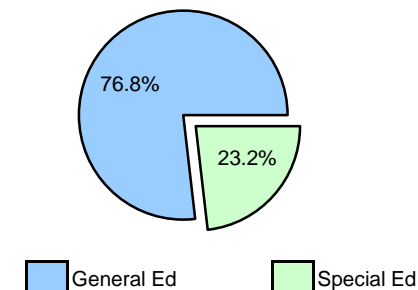


Achievement (Percent Proficient on MEAP):

2007-2008	Academy	Charlevoix Public Schools	State Average
ELA 3	100.0%	88.6%	80.9%
ELA 4	50.0%	81.6%	76.3%
ELA 5	100.0%	82.3%	77.6%
ELA 6	100.0%	90.5%	79.6%
ELA 7	87.5%	80.9%	74.4%
ELA 8	62.5%	90.8%	75.3%
MME ELA		65.5%	52.3%
Math 3	100.0%	96.6%	90.2%
Math 4	100.0%	92.1%	85.8%
Math 5	100.0%	72.2%	74.2%
Math 6	50.0%	81.3%	72.7%
Math 7	50.0%	75.9%	72.7%
Math 8	75.0%	85.3%	71.6%
MME Math	14.3%	58.0%	46.2%

Free Reduced Not-Eligible

General and Special Ed Status 2007-2008



## Academy Comments:

# Nsoroma Institute

Grades in 2007-2008:

K-8, Spec

School Opened: 1997 Current Contract Term: 2007 through 2010

## Mission Statement:

The Nsoroma Institute is an African-Centered Institution, guided by a philosophy which seeks to develop within our children insight into their individual gifts, talents, and mission, connect our children with the rich and diverse historical and cultural legacies of African peoples, restore a world view which reflects understanding of the interdependence of humans, plants, animals, and the air, water, soil and natural elements which create the delicate balance which sustains life on our planet.

Educational Service Provider: Black Star Educational Management

Authorizer: Oakland University

## Grades

K-8, Spec

## Address

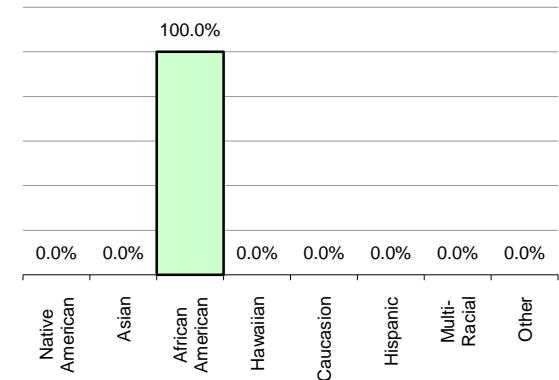
26555 Franklin Road, Southfield

Pupils  
07-08  
165

Ed YES!  
07-08  
C

NCLB Phase  
07-08  
Phase 0

## Ethnicity 2007-2008



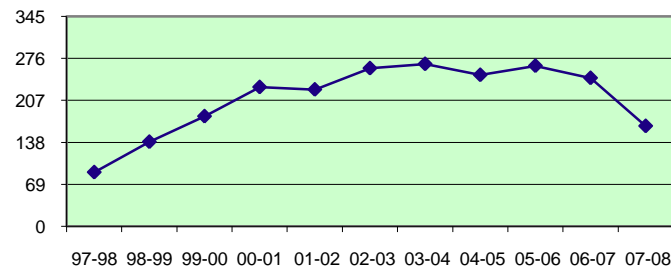
## Academic:

Instruction Type: Progressive  
Average Teacher Salary (06-07): \$34,819  
Teacher/Student Ratio (06-07): 1:11  
Attendance (07-08): 88.6%  
Graduation Rate (07-08): NA

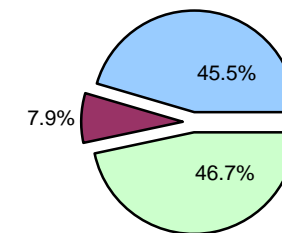
## Financial:

Foundation Grant (06-07): \$7,385  
Fund Balance (06-07): \$153,398  
Percent Operating Expenditures Spent On Instruction (06-07): 49.9%

## Pupil Count Trend

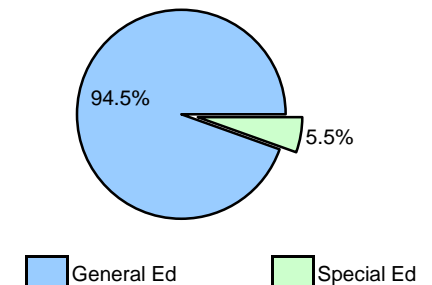


## Free /Reduced Lunch Eligibility 2007-2008



Free Reduced Not-Eligible

## General and Special Ed Status 2007-2008



General Ed Special Ed

## Achievement (Percent Proficient on MEAP):

2007-2008	Academy	Highland Park City Schools	State Average
ELA 3	72.2%	54.8%	80.9%
ELA 4	41.7%	56.4%	76.3%
ELA 5	62.5%	48.8%	77.6%
ELA 6	85.7%	49.6%	79.6%
ELA 7	71.4%	35.8%	74.4%
ELA 8	55.2%	49.1%	75.3%
MME ELA		10.8%	52.3%
Math 3	68.4%	70.4%	90.2%
Math 4	66.7%	72.9%	85.8%
Math 5	62.5%	38.1%	74.2%
Math 6	50.0%	37.5%	72.7%
Math 7	81.0%	25.4%	72.7%
Math 8	33.3%	30.2%	71.6%
MME Math		4.1%	46.2%

## Academy Comments:

# Oakland Academy

Grades in 2007-2008: K-6, Spec, PK

School Opened: 1998 Current Contract Term: 2008 through 2015

## Mission Statement:

The mission of Oakland Academy is to provide a high quality general program of fundamental education in language, mathematics, art, science, social studies, conduct, and health.

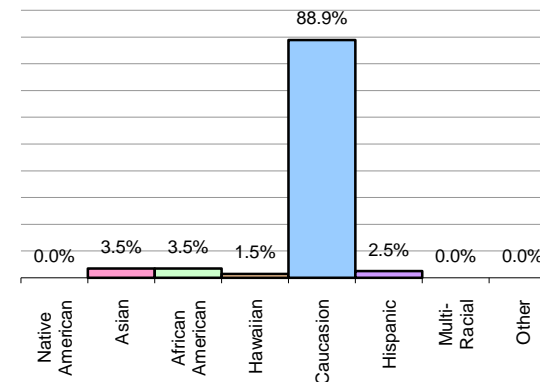
Educational Service Provider: Foundation for Behavioral Resources

Authorizer: Grand Valley State University

Pupils 07-08 199  
Ed YES! 07-08 A  
NCLB Phase 07-08 Phase 0

Grades K-6, Spec, PK  
Address 6325 Oakland Drive, Portage

Ethnicity 2007-2008



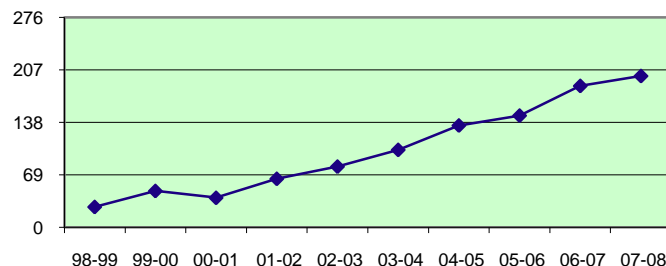
## Academic:

Instruction Type: Traditional  
Average Teacher Salary (06-07): \$23,186  
Teacher/Student Ratio (06-07): 1:11  
Attendance (07-08): 95.9%  
Graduation Rate (07-08): NA

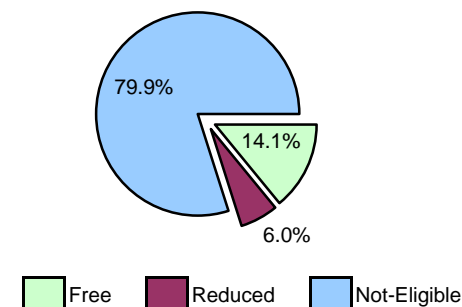
## Financial:

Foundation Grant (06-07): \$7,085  
Fund Balance (06-07): NDA\*  
Percent Operating Expenditures Spent On Instruction (06-07): 51.5%

Pupil Count Trend



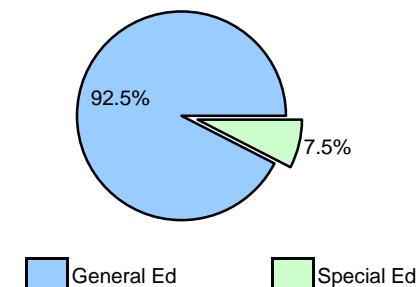
Free /Reduced Lunch Eligibility 2007-2008



Achievement (Percent Proficient on MEAP):

2007-2008	Academy	Portage Public Schools	State Average
ELA 3	96.8%	93.3%	80.9%
ELA 4	89.3%	90.1%	76.3%
ELA 5	87.5%	92.7%	77.6%
ELA 6	100.0%	90.5%	79.6%
ELA 7		89.3%	74.4%
ELA 8		86.7%	75.3%
MME ELA		67.4%	52.3%
Math 3	100.0%	96.7%	90.2%
Math 4	89.3%	92.8%	85.8%
Math 5	87.5%	91.5%	74.2%
Math 6	100.0%	85.3%	72.7%
Math 7		87.9%	72.7%
Math 8		85.8%	71.6%
MME Math		62.0%	46.2%

General and Special Ed Status 2007-2008



## Academy Comments:



# Oakland International Academy

Grades in 2007-2008:

K-12, Spec

**School Opened:** 1999 **Current Contract Term:** 1999 through 2009

## Mission Statement:

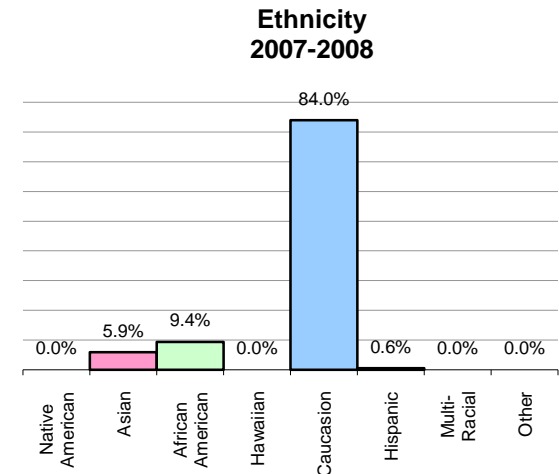
Oakland International Academy students will become high-performing, culturally sensitive, life-long learners so that they can be contributing citizens of an ever-changing global community.

**Educational Service Provider:** Education Management & Networks (EMANS)

**Authorizer:** Saginaw Valley State University

Grades	Address
K-3, Spec	4001 Miller Road, Detroit
4-6, Spec	8228 Conant Street, Detroit
7-12, Spec	6111 Miller Street, Detroit

Pupils 07-08	Ed YES! 07-08	NCLB Phase 07-08
222	C	Phase 2
148	No Grade	Phase 99
119	C	Phase 0

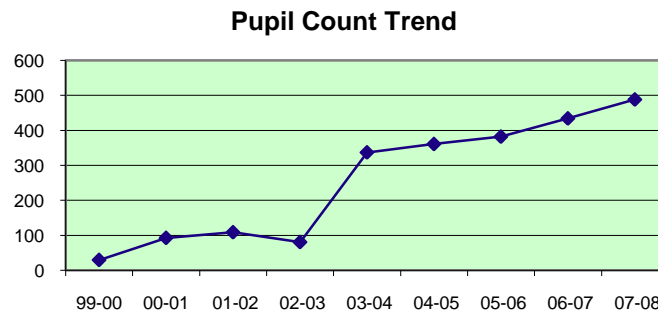


## Academic:

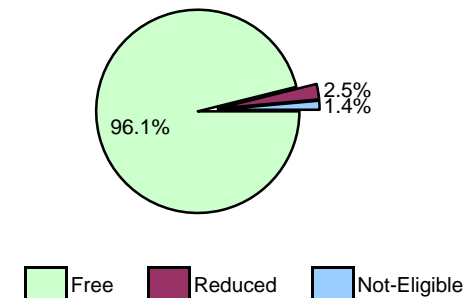
Instruction Type:	Traditional/General
Average Teacher Salary (06-07):	\$43,532
Teacher/Student Ratio (06-07):	1:24
Attendance (07-08):	92.8%
Graduation Rate (07-08):	NA

## Financial:

Foundation Grant (06-07):	\$7,385
Fund Balance (06-07):	\$308,468
Percent Operating Expenditures Spent On Instruction (06-07):	32.8%



## Free /Reduced Lunch Eligibility 2007-2008

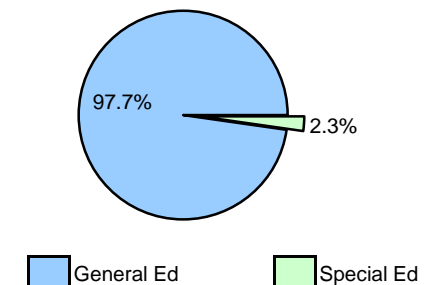


## Academy Comments:

## Achievement (Percent Proficient on MEAP):

2007-2008	Academy	Farmington Public School District	State Average
ELA 3	37.8%	91.4%	80.9%
ELA 4	25.5%	85.8%	76.3%
ELA 5	37.8%	88.9%	77.6%
ELA 6	40.9%	88.7%	79.6%
ELA 7	56.5%	84.2%	74.4%
ELA 8	41.7%	87.1%	75.3%
MME ELA	15.8%	64.9%	52.3%
Math 3	66.0%	95.4%	90.2%
Math 4	80.0%	93.1%	85.8%
Math 5	51.1%	85.4%	74.2%
Math 6	37.3%	79.3%	72.7%
Math 7	52.2%	80.1%	72.7%
Math 8	52.0%	83.7%	71.6%
MME Math	15.0%	55.8%	46.2%

## General and Special Ed Status 2007-2008



# Ojibwe Charter School

Grades in 2007-2008: K-12, Spec

School Opened: 2003 Current Contract Term: 2002 through 2011

## Mission Statement:

The mission of the Ojibwe Charter School is to promote the highest level of student academic success in an environment centered on students, facilitated by teachers and supported by home and community.

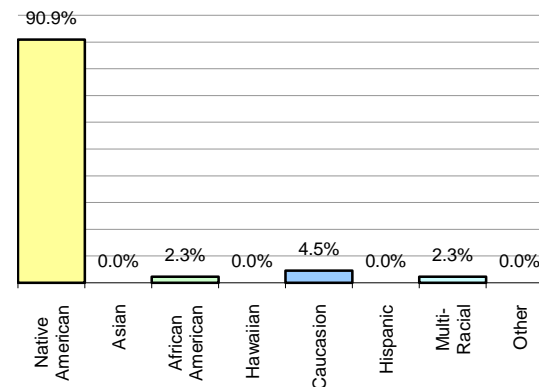
Educational Service Provider: Mosaica Education

Authorizer: Bay Mills Community College

Grades: K-12, Spec  
Address: 11507 West Industrial Drive, Brimley

Pupils 07-08: 88  
Ed YES! 07-08: B  
NCLB Phase 07-08: Phase 0

## Ethnicity 2007-2008



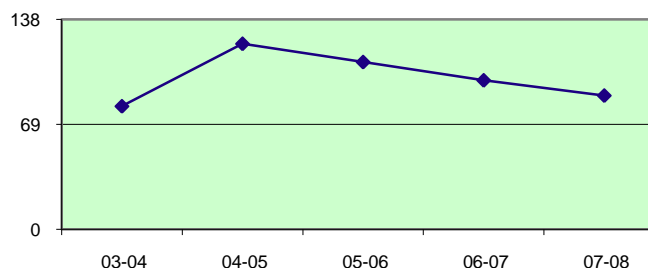
## Academic:

Instruction Type: Traditional  
Average Teacher Salary (06-07): \$30,233  
Teacher/Student Ratio (06-07): 1:7  
Attendance (07-08): 92.5%  
Graduation Rate (07-08): NA

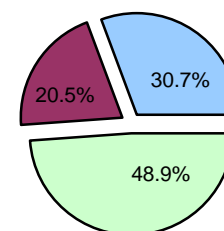
## Financial:

Foundation Grant (06-07): \$7,085  
Fund Balance (06-07): \$256,057  
Percent Operating Expenditures Spent On Instruction (06-07): 51.9%

## Pupil Count Trend

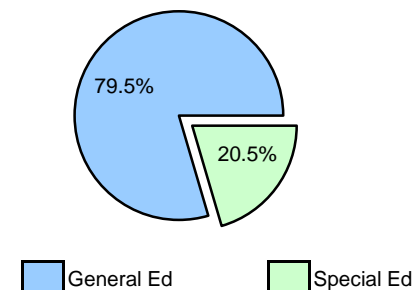


## Free /Reduced Lunch Eligibility 2007-2008



Free Reduced Not-Eligible

## General and Special Ed Status 2007-2008



General Ed Special Ed

## Achievement (Percent Proficient on MEAP):

2007-2008	Academy	Brimley Area Schools	State Average
ELA 3	50.0%	89.2%	80.9%
ELA 4	66.7%	80.0%	76.3%
ELA 5	66.7%	76.5%	77.6%
ELA 6	20.0%	81.1%	79.6%
ELA 7	54.5%	89.4%	74.4%
ELA 8	37.5%	86.5%	75.3%
MME ELA	33.3%	65.7%	52.3%
Math 3	80.0%	100.0%	90.2%
Math 4	66.7%	87.5%	85.8%
Math 5	0.0%	73.5%	74.2%
Math 6	40.0%	67.6%	72.7%
Math 7	54.5%	83.0%	72.7%
Math 8	25.0%	94.6%	71.6%
MME Math	0.0%	68.6%	46.2%

## Academy Comments:

# Old Redford Academy

Grades in 2007-2008: K-12, Spec

School Opened: 1999 Current Contract Term: 2004 through 2009

## Mission Statement:

The mission of Old Redford Academy is to provide a learning environment that will develop children in reaching their maximum potential and to become productive members of a changing world

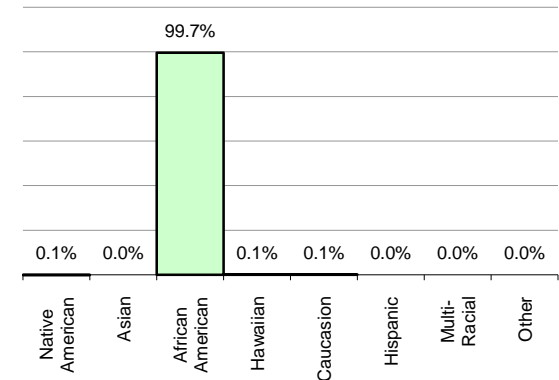
Educational Service Provider: Innovative Teaching Solutions

Authorizer: Central Michigan University

Grades	Address
K-4, Spec	17195 Redford Avenue, Detroit
5-8, Spec	7000 West Outer Drive, Detroit
9-12, Spec	8001 West Outer Drive, Detroit

Pupils 07-08	Ed YES! 07-08	NCLB Phase 07-08
550	C	Phase 0
448	C	Phase 0
600	D-Alert	Phase 1

## Ethnicity 2007-2008



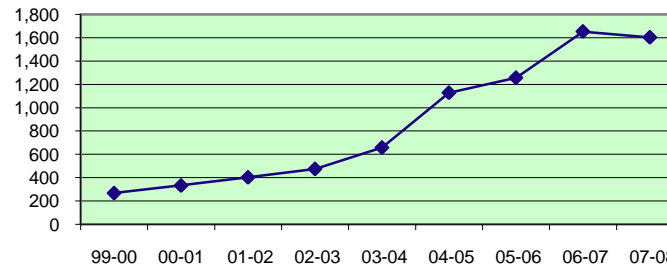
## Academic:

Instruction Type:	Traditional
Average Teacher Salary (06-07):	\$37,652
Teacher/Student Ratio (06-07):	1:27
Attendance (07-08):	94.1%
Graduation Rate (07-08):	87.1%

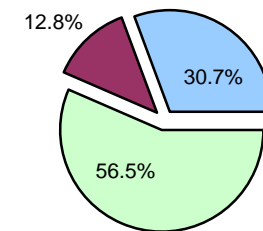
## Financial:

Foundation Grant (06-07):	\$7,385
Fund Balance (06-07):	\$1,505,193
Percent Operating Expenditures Spent On Instruction (06-07):	38.0%

## Pupil Count Trend

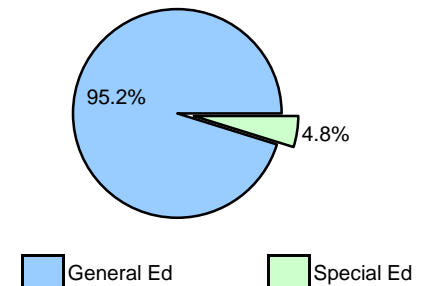


## Free /Reduced Lunch Eligibility 2007-2008



Free Reduced Not-Eligible

## General and Special Ed Status 2007-2008



General Ed Special Ed

## Achievement (Percent Proficient on MEAP):

2007-2008	Academy	Detroit City School District	State Average
ELA 3	58.3%	62.4%	80.9%
ELA 4	60.2%	52.1%	76.3%
ELA 5	45.1%	51.0%	77.6%
ELA 6	57.4%	50.9%	79.6%
ELA 7	49.0%	41.9%	74.4%
ELA 8	58.9%	49.0%	75.3%
MME ELA	11.1%	26.0%	52.3%
Math 3	79.8%	70.0%	90.2%
Math 4	64.8%	63.7%	85.8%
Math 5	34.7%	44.1%	74.2%
Math 6	46.5%	39.2%	72.7%
Math 7	43.4%	43.5%	72.7%
Math 8	39.2%	38.5%	71.6%
MME Math	5.6%	14.3%	46.2%

## Academy Comments:

# Outlook Academy

Grades in 2007-2008: 5-10, Spec

School Opened: 2002 Current Contract Term: 2005 through 2008

## Mission Statement:

The mission of the Outlook Academy is to empower the students to reintegrate into their community's schools as competent learners and responsible citizens.

Educational Service Provider: Self-managed

Authorizer: Allegan ISD

Grades  
5-10, Spec

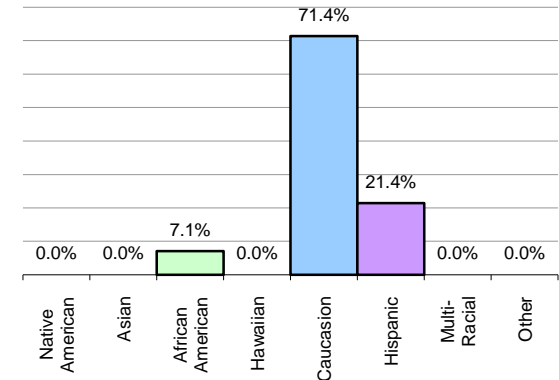
Address  
310 Thomas Street, Allegan

Pupils  
07-08  
14

Ed YES!  
07-08  
No Grade

NCLB Phase  
07-08  
Phase 0

Ethnicity  
2007-2008



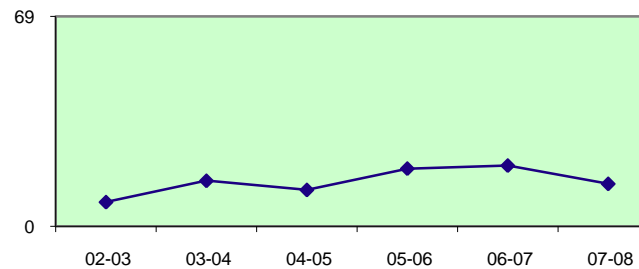
## Academic:

Instruction Type: NDA\*  
Average Teacher Salary (06-07): \$39,618  
Teacher/Student Ratio (06-07): 1:9  
Attendance (07-08): 100.0%  
Graduation Rate (07-08): NA

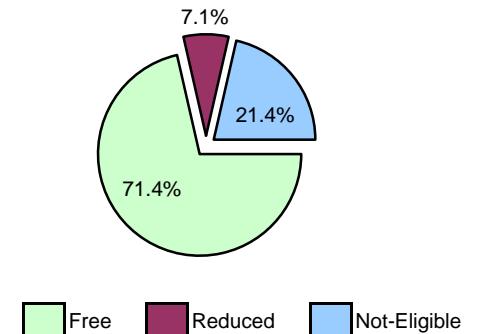
## Financial:

Foundation Grant (06-07): \$7,085  
Fund Balance (06-07): \$148,528  
Percent Operating Expenditures Spent On Instruction (06-07): 64.6%

Pupil Count Trend



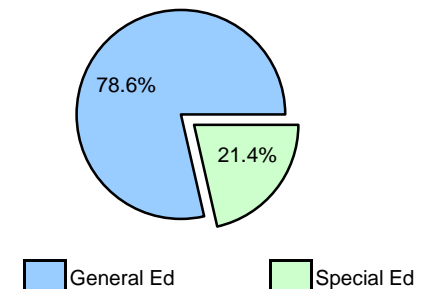
Free /Reduced Lunch Eligibility  
2007-2008



Achievement (Percent Proficient on MEAP):

2007-2008	Academy	Allegan Public Schools	State Average
ELA 3		86.8%	80.9%
ELA 4		80.4%	76.3%
ELA 5		82.8%	77.6%
ELA 6	0.0%	78.2%	79.6%
ELA 7		76.8%	74.4%
ELA 8	50.0%	74.3%	75.3%
MME ELA		44.2%	52.3%
Math 3		97.7%	90.2%
Math 4		90.4%	85.8%
Math 5		82.4%	74.2%
Math 6	100.0%	76.8%	72.7%
Math 7		73.5%	72.7%
Math 8	0.0%	78.6%	71.6%
MME Math		43.5%	46.2%

General and Special Ed Status  
2007-2008



## Academy Comments:

# Pansophia Academy

Grades in 2007-2008: K-12, Spec

School Opened: 1995 Current Contract Term: 2005 through 2010

## Mission Statement:

Pansophia Academy will educate every child entrusted to its care believing that each one is important to the whole, intelligent and talented, with unique skills, learning style, interests and personality.

Educational Service Provider: Helicon Associates

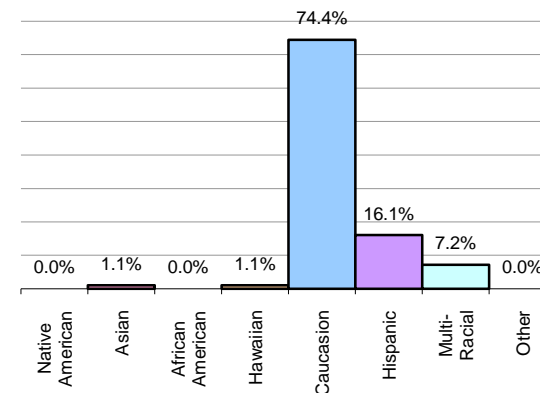
Authorizer: Central Michigan University

Grades  
K-12, Spec

Address  
52 Abbott Avenue, Coldwater

Pupils 07-08 180  
Ed YES! 07-08 A  
NCLB Phase 07-08 Phase 0

Ethnicity  
2007-2008



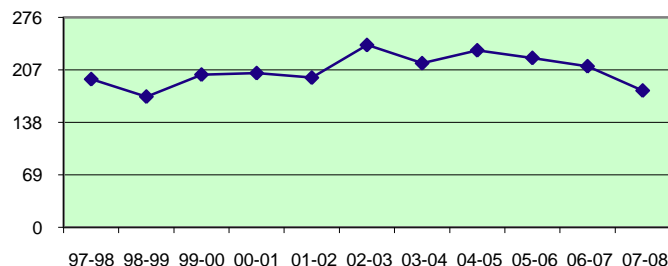
## Academic:

Instruction Type: General/Vocational  
Average Teacher Salary (06-07): \$31,126  
Teacher/Student Ratio (06-07): 1:12  
Attendance (07-08): 95.3%  
Graduation Rate (07-08): NA

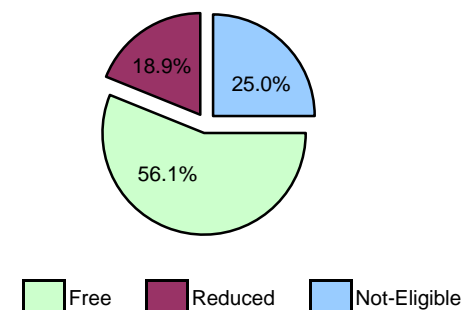
## Financial:

Foundation Grant (06-07): \$7,085  
Fund Balance (06-07): \$238,530  
Percent Operating Expenditures Spent On Instruction (06-07): 64.3%

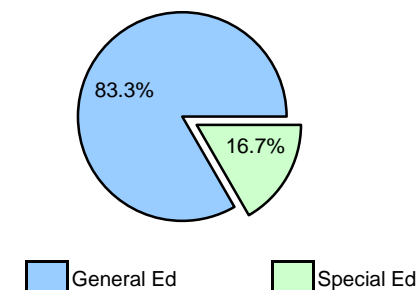
Pupil Count Trend



Free /Reduced Lunch Eligibility  
2007-2008



General and Special Ed Status  
2007-2008



Achievement (Percent Proficient on MEAP):

2007-2008	Academy	Coldwater Community Schools	State Average
ELA 3	66.7%	77.3%	80.9%
ELA 4	72.7%	72.8%	76.3%
ELA 5	66.7%	77.5%	77.6%
ELA 6	75.0%	72.0%	79.6%
ELA 7	72.7%	71.6%	74.4%
ELA 8	77.8%	71.3%	75.3%
MME ELA	12.5%	42.4%	52.3%
Math 3	100.0%	83.6%	90.2%
Math 4	100.0%	82.5%	85.8%
Math 5	66.7%	68.4%	74.2%
Math 6	75.0%	64.2%	72.7%
Math 7	63.6%	79.7%	72.7%
Math 8	66.7%	80.3%	71.6%
MME Math	31.3%	34.5%	46.2%

## Academy Comments:

# Paragon Charter Academy

Grades in 2007-2008:

K-8, Spec

**School Opened:** 1998 **Current Contract Term:** 2008 through 2015

## Mission Statement:

Working in partnership with parents and community, Paragon Charter Academy will offer a challenging, character based education. By providing a strong curriculum and an atmosphere of high expectations, students can master basic skills and realize full academic potential in preparation for higher education and life-long learning.

**Educational Service Provider:** National Heritage Academies

**Authorizer:** Grand Valley State University

## Grades

K-8, Spec

## Address

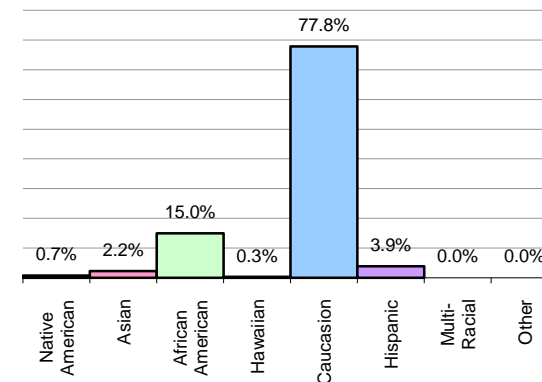
3750 McCain Road, Jackson

**Pupils**  
**07-08**  
667

**Ed YES!**  
**07-08**  
B

**NCLB Phase**  
**07-08**  
Phase 0

**Ethnicity**  
**2007-2008**



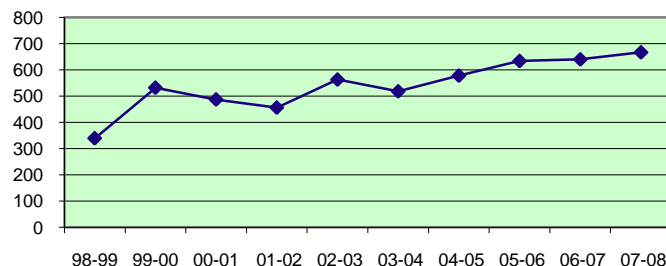
## Academic:

Instruction Type: Traditional  
Average Teacher Salary (06-07): \$37,393  
Teacher/Student Ratio (06-07): 1:20  
Attendance (07-08): 92.1%  
Graduation Rate (07-08): NA

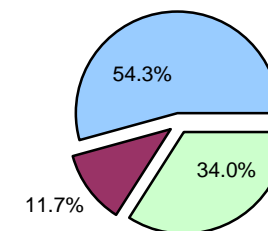
## Financial:

Foundation Grant (06-07): \$7,137  
Fund Balance (06-07): \$27,651  
Percent Operating Expenditures Spent On Instruction (06-07): 44.6%

**Pupil Count Trend**

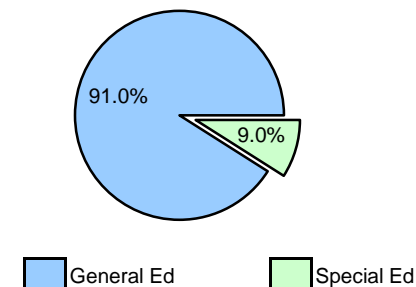


**Free /Reduced Lunch Eligibility**  
**2007-2008**



Free Reduced Not-Eligible

**General and Special Ed Status**  
**2007-2008**



General Ed Special Ed

**Achievement (Percent Proficient on MEAP):**

2007-2008	Academy	Jackson Public Schools	State Average
ELA 3	90.7%	66.3%	80.9%
ELA 4	79.0%	60.4%	76.3%
ELA 5	75.4%	58.6%	77.6%
ELA 6	78.6%	65.8%	79.6%
ELA 7	80.0%	58.3%	74.4%
ELA 8	84.2%	58.2%	75.3%
MME ELA		35.5%	52.3%
Math 3	94.7%	84.2%	90.2%
Math 4	90.1%	73.4%	85.8%
Math 5	81.5%	53.1%	74.2%
Math 6	75.0%	58.5%	72.7%
Math 7	90.0%	46.6%	72.7%
Math 8	78.9%	45.8%	71.6%
MME Math		30.8%	46.2%

## Academy Comments:

# Paramount Charter Academy

Grades in 2007-2008:

K-8, Spec

**School Opened:** 1998 **Current Contract Term:** 2004 through 2012

## Mission Statement:

Our purpose is realized in successfully providing all students a focused learning environment through challenging curricula, and incorporating character development and developing personal responsibility.

**Educational Service Provider:** National Heritage Academies

**Authorizer:** Bay Mills Community College

## Grades

K-8, Spec

## Address

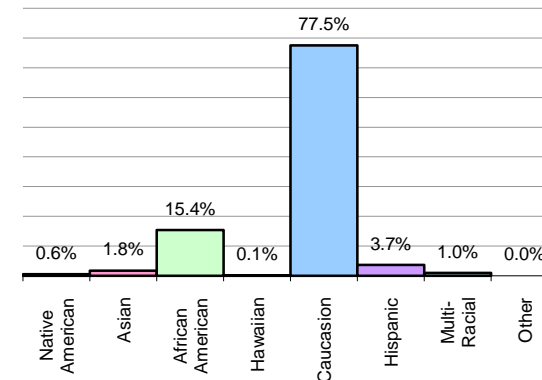
3624 S Westnedge Avenue, Kalamazoo

**Pupils  
07-08**  
897

**Ed YES!  
07-08**  
A

**NCLB Phase  
07-08**  
Phase 0

**Ethnicity  
2007-2008**



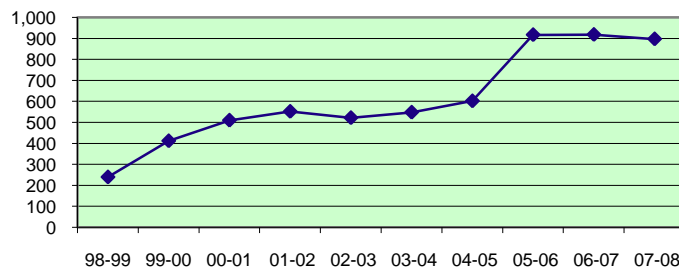
## Academic:

Instruction Type: Traditional  
Average Teacher Salary (06-07): \$35,300  
Teacher/Student Ratio (06-07): 1:27  
Attendance (07-08): 96.3%  
Graduation Rate (07-08): NA

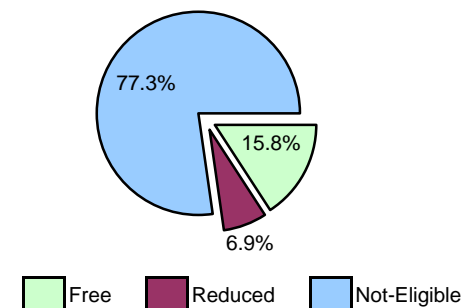
## Financial:

Foundation Grant (06-07): \$7,385  
Fund Balance (06-07): \$39,351  
Percent Operating Expenditures Spent On Instruction (06-07): 43.7%

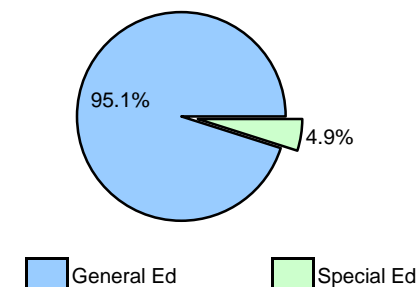
**Pupil Count Trend**



**Free /Reduced Lunch Eligibility  
2007-2008**



**General and Special Ed Status  
2007-2008**



**Achievement (Percent Proficient on MEAP):**

2007-2008	Academy	Kalamazoo Public School District	State Average
ELA 3	93.6%	67.8%	80.9%
ELA 4	86.8%	56.3%	76.3%
ELA 5	89.3%	63.8%	77.6%
ELA 6	79.2%	61.8%	79.6%
ELA 7	89.1%	52.2%	74.4%
ELA 8	87.9%	54.6%	75.3%
MME ELA		39.0%	52.3%
Math 3	93.6%	76.1%	90.2%
Math 4	91.4%	65.8%	85.8%
Math 5	83.9%	59.4%	74.2%
Math 6	87.3%	55.3%	72.7%
Math 7	87.5%	51.4%	72.7%
Math 8	86.7%	51.3%	71.6%
MME Math		34.6%	46.2%

## Academy Comments:



# Pierre Toussaint Academy

Grades in 2007-2008:

K-8, Spec

School Opened: 1998 Current Contract Term: 2008 through 2013

## Mission Statement:

Pierre Toussaint staff, working with parents and community members, is committed to providing a safe, high-quality educational program, which will meet the needs of all its students at their respective academic levels and will promote high principles of character and citizenship.

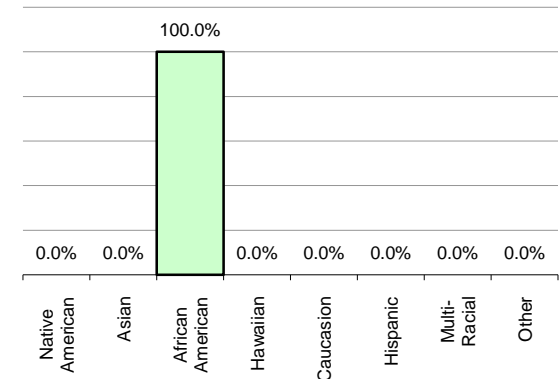
Educational Service Provider: Leona Group

Authorizer: Ferris State University

Grades: K-8, Spec  
Address: 2450 S. Beatrice Street, Detroit

Pupils 07-08: 377  
Ed YES! 07-08: C  
NCLB Phase 07-08: Phase 0

## Ethnicity 2007-2008



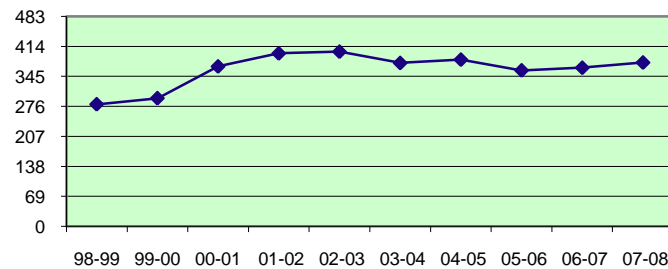
## Academic:

Instruction Type: Progressive  
Average Teacher Salary (06-07): \$38,486  
Teacher/Student Ratio (06-07): 1:20  
Attendance (07-08): 94.3%  
Graduation Rate (07-08): NA

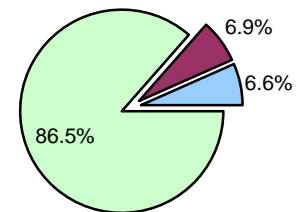
## Financial:

Foundation Grant (06-07): \$7,385  
Fund Balance (06-07): \$686,405  
Percent Operating Expenditures Spent On Instruction (06-07): 41.0%

## Pupil Count Trend



## Free /Reduced Lunch Eligibility 2007-2008

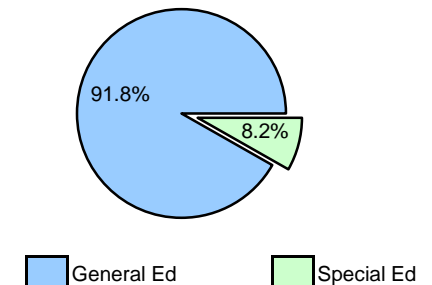


## Achievement (Percent Proficient on MEAP):

2007-2008	Academy	Detroit City School District	State Average
ELA 3	40.0%	62.4%	80.9%
ELA 4	62.5%	52.1%	76.3%
ELA 5	39.0%	51.0%	77.6%
ELA 6	46.4%	50.9%	79.6%
ELA 7	48.8%	41.9%	74.4%
ELA 8	52.6%	49.0%	75.3%
MME ELA		26.0%	52.3%
Math 3	63.3%	70.0%	90.2%
Math 4	69.7%	63.7%	85.8%
Math 5	25.6%	44.1%	74.2%
Math 6	38.6%	39.2%	72.7%
Math 7	31.7%	43.5%	72.7%
Math 8	24.3%	38.5%	71.6%
MME Math		14.3%	46.2%

Free Reduced Not-Eligible

## General and Special Ed Status 2007-2008



## Academy Comments:

# Plymouth Educational Center

Grades in 2007-2008:

K-8, Spec

School Opened: 1995 Current Contract Term: 2005 through 2010

## Mission Statement:

We the Plymouth Educational Center community will nurture, motivate, educate, and elevate all students by promoting academic excellence and responsible citizenship.

Educational Service Provider: Self-managed

Authorizer: Central Michigan University

Grades

K-8, Spec

Address

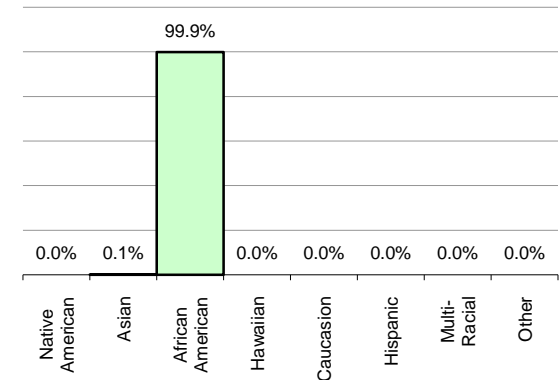
1460 E. Forest Street, Detroit

Pupils  
07-08  
927

Ed YES!  
07-08  
B

NCLB Phase  
07-08  
Phase 0

## Ethnicity 2007-2008



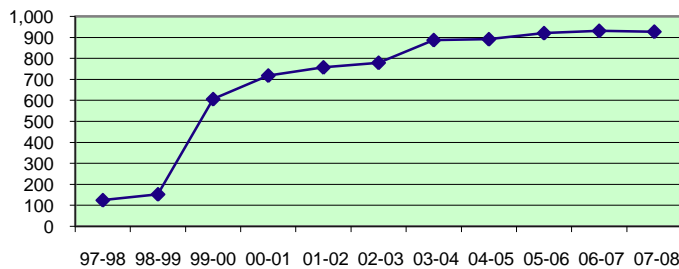
## Academic:

Instruction Type: General  
Average Teacher Salary (06-07): \$51,628  
Teacher/Student Ratio (06-07): 1:24  
Attendance (07-08): 93.9%  
Graduation Rate (07-08): NA

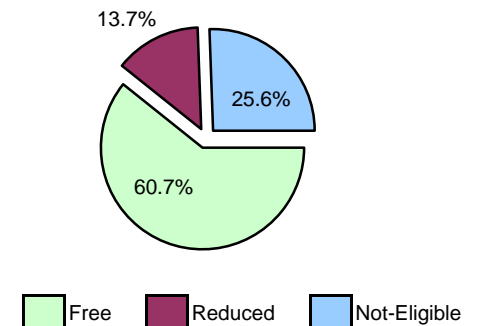
## Financial:

Foundation Grant (06-07): \$7,385  
Fund Balance (06-07): \$1,250,978  
Percent Operating Expenditures Spent On Instruction (06-07): 53.0%

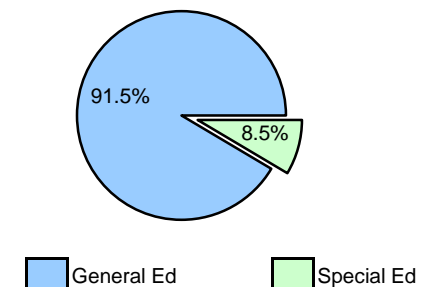
## Pupil Count Trend



## Free /Reduced Lunch Eligibility 2007-2008



## General and Special Ed Status 2007-2008



## Achievement (Percent Proficient on MEAP):

2007-2008	Academy	Detroit City School District	State Average
ELA 3	91.7%	62.4%	80.9%
ELA 4	81.3%	52.1%	76.3%
ELA 5	66.7%	51.0%	77.6%
ELA 6	67.6%	50.9%	79.6%
ELA 7	67.6%	41.9%	74.4%
ELA 8	60.2%	49.0%	75.3%
MME ELA		26.0%	52.3%
Math 3	96.9%	70.0%	90.2%
Math 4	92.5%	63.7%	85.8%
Math 5	72.6%	44.1%	74.2%
Math 6	69.6%	39.2%	72.7%
Math 7	66.7%	43.5%	72.7%
Math 8	72.1%	38.5%	71.6%
MME Math		14.3%	46.2%

## Academy Comments:

# Pontiac Academy for Excellence

Grades in 2007-2008: K-12, Spec

School Opened: 1997 Current Contract Term: 2006 through 2009

## Mission Statement:

The mission of Pontiac Academy for Excellence, in cooperation with the community is to provide a safe environment in which students can overcome social barriers through the nurturing of their academic and social skills to become successful in a global society.

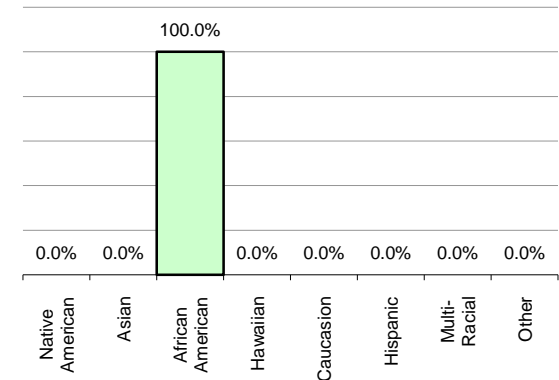
Educational Service Provider: Charter School Services of Michigan

Authorizer: Saginaw Valley State University

Grades: K-12, Spec  
Address: 196 Oakland Avenue, Pontiac

Pupils 07-08: 1106  
Ed YES! 07-08: D-Alert  
NCLB Phase 07-08: Phase 2

## Ethnicity 2007-2008



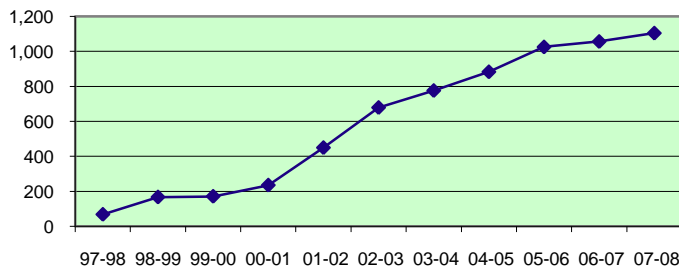
## Academic:

Instruction Type: Traditional/General  
Average Teacher Salary (06-07): \$35,460  
Teacher/Student Ratio (06-07): 1:21  
Attendance (07-08): 96.6%  
Graduation Rate (07-08): NA

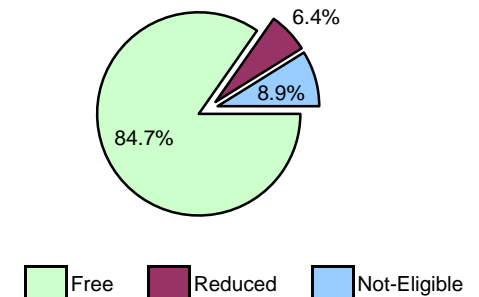
## Financial:

Foundation Grant (06-07): \$7,269  
Fund Balance (06-07): \$942,786  
Percent Operating Expenditures Spent On Instruction (06-07): 51.5%

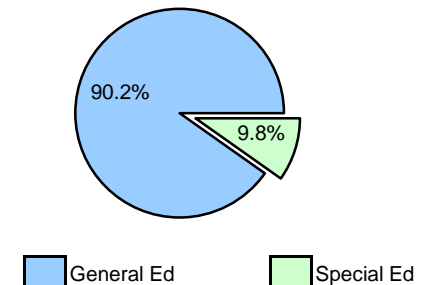
## Pupil Count Trend



## Free /Reduced Lunch Eligibility 2007-2008



## General and Special Ed Status 2007-2008



## Achievement (Percent Proficient on MEAP):

2007-2008	Academy	Pontiac City School District	State Average
ELA 3	55.1%	66.7%	80.9%
ELA 4	45.5%	60.5%	76.3%
ELA 5	43.1%	58.1%	77.6%
ELA 6	55.3%	44.6%	79.6%
ELA 7	45.5%	35.3%	74.4%
ELA 8	62.2%	39.3%	75.3%
MME ELA	12.7%	14.1%	52.3%
Math 3	78.6%	81.7%	90.2%
Math 4	64.4%	72.7%	85.8%
Math 5	33.3%	53.8%	74.2%
Math 6	41.6%	37.2%	72.7%
Math 7	29.9%	33.7%	72.7%
Math 8	36.5%	32.5%	71.6%
MME Math	12.5%	6.0%	46.2%

## Academy Comments:

# Presque Isle Academy II

Grades in 2007-2008: 9-12, Alt, Spec

School Opened: 2002 Current Contract Term: 2004 through 2009

## Mission Statement:

The Academy will enhance educational opportunities for students by developing programs based on students' individual needs and circumstances.

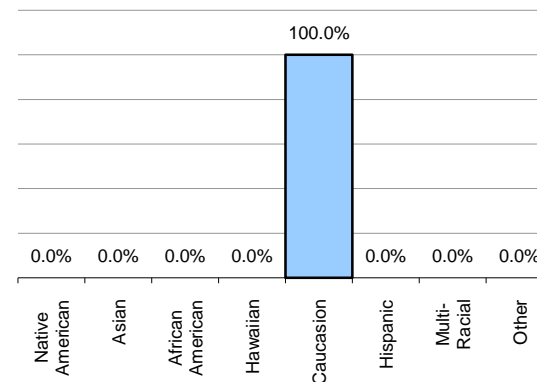
Educational Service Provider: Self-managed

Authorizer: COP ISD

Grades: 9-12, Alt, Spec  
Address: 21045 M-68 Hwy., Onaway

Pupils 07-08: 55  
Ed YES! 07-08: No Grade  
NCLB Phase 07-08: Phase 1

Ethnicity 2007-2008



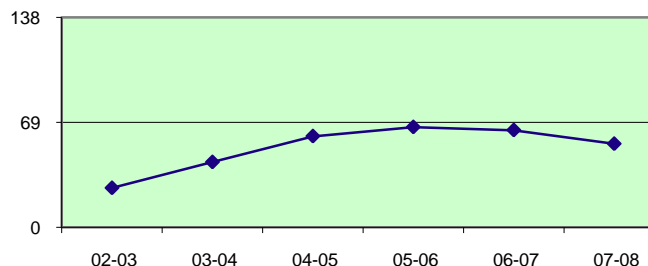
## Academic:

Instruction Type: NDA\*  
Average Teacher Salary (06-07): \$44,292  
Teacher/Student Ratio (06-07): 1:22  
Attendance (07-08): 78.8%  
Graduation Rate (07-08): NA

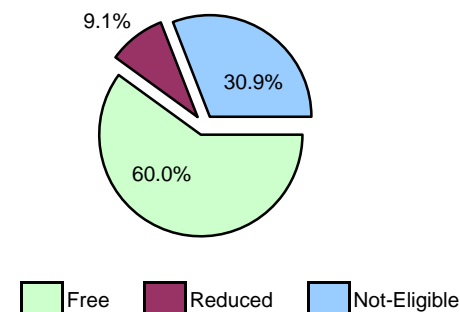
## Financial:

Foundation Grant (06-07): \$7,085  
Fund Balance (06-07): \$291,466  
Percent Operating Expenditures Spent On Instruction (06-07): 44.1%

Pupil Count Trend



Free /Reduced Lunch Eligibility 2007-2008



Achievement (Percent Proficient on MEAP):

2007-2008	Academy	Onaway Area Community School Distri	State Average
ELA 3		90.5%	80.9%
ELA 4		88.1%	76.3%
ELA 5		82.4%	77.6%
ELA 6		71.4%	79.6%
ELA 7		66.7%	74.4%
ELA 8		67.7%	75.3%
MME ELA	0.0%	41.0%	52.3%
Math 3		96.8%	90.2%
Math 4		93.2%	85.8%
Math 5		84.6%	74.2%
Math 6		57.1%	72.7%
Math 7		76.5%	72.7%
Math 8		77.4%	71.6%
MME Math	0.0%	43.6%	46.2%

General and Special Ed Status 2007-2008

No Data Available

General Ed Special Ed

## Academy Comments:

# Prevail Academy

Grades in 2007-2008:

K-8, Spec

School Opened: 2004

Current Contract Term: 2004 through 2012

Mission Statement:

Educational Service Provider: National Heritage Academies

Authorizer: Bay Mills Community College

Grades

K-8, Spec

Address

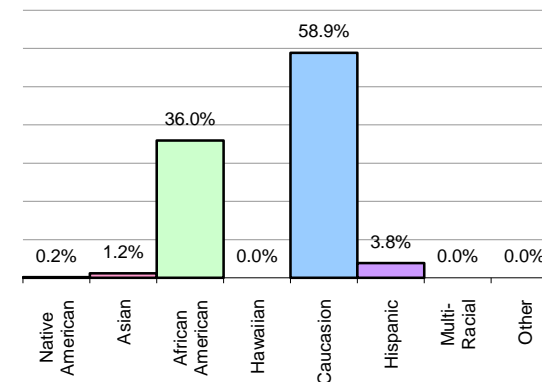
353 Cass Avenue, Mt. Clemens

Pupils  
07-08  
598

Ed YES!  
07-08  
A

NCLB Phase  
07-08  
Phase 0

Ethnicity  
2007-2008



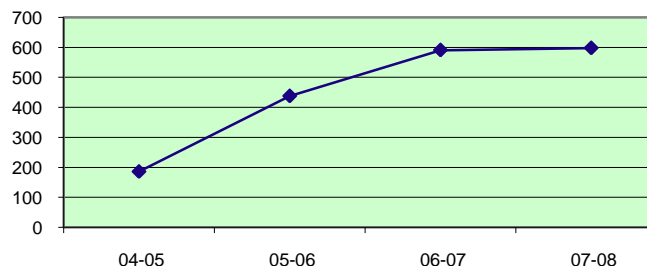
## Academic:

Instruction Type: Traditional  
Average Teacher Salary (06-07): \$40,971  
Teacher/Student Ratio (06-07): 1:26  
Attendance (07-08): 92.6%  
Graduation Rate (07-08): NA

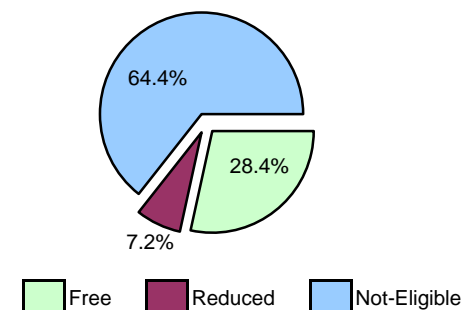
## Financial:

Foundation Grant (06-07): \$7,385  
Fund Balance (06-07): \$27,337  
Percent Operating Expenditures Spent On Instruction (06-07): 40.1%

Pupil Count Trend



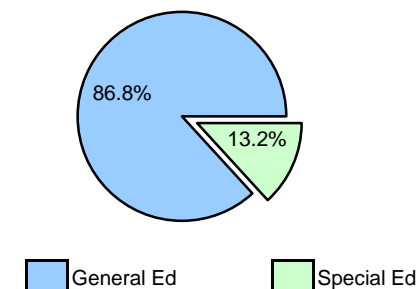
Free /Reduced Lunch Eligibility  
2007-2008



Achievement (Percent Proficient on MEAP):

2007-2008	Academy	Mt. Clemens Community School Distri	State Average
ELA 3	88.7%	71.5%	80.9%
ELA 4	81.8%	72.0%	76.3%
ELA 5	79.1%	66.2%	77.6%
ELA 6	81.1%	54.3%	79.6%
ELA 7	73.1%	43.4%	74.4%
ELA 8	82.4%	56.3%	75.3%
MME ELA		27.0%	52.3%
Math 3	95.8%	87.9%	90.2%
Math 4	95.5%	83.4%	85.8%
Math 5	82.1%	64.5%	74.2%
Math 6	73.0%	43.1%	72.7%
Math 7	72.5%	43.6%	72.7%
Math 8	66.0%	60.3%	71.6%
MME Math		19.7%	46.2%

General and Special Ed Status  
2007-2008



## Academy Comments:

# Public Safety Academy of St. Clair

Grades in 2007-2008: 11-12, Spec

School Opened: 2003 Current Contract Term: 2006 through 2009  
Mission Statement:


Ethnicity  
2007-2008

Educational Service Provider: Self-managed

Authorizer: St. Clair ISD

Grades 11-12, Spec Address PO Box 1500, Marysville

Pupils 07-08 NDA\* Ed YES! 07-08 NA NCLB Phase 07-08 NA



## Academic:

Instruction Type: NDA\*  
Average Teacher Salary (06-07): NDA\*  
Teacher/Student Ratio (06-07): NDA\*  
Attendance (07-08): 94.9%  
Graduation Rate (07-08): NA

No Data  
Available

Free /Reduced Lunch Eligibility  
2007-2008

No Data  
Available

## Financial:

Foundation Grant (06-07): NDA\*  
Fund Balance (06-07): NDA\*  
Percent Operating Expenditures Spent On Instruction (06-07): NDA\*

## Achievement (Percent Proficient on MEAP):

2007-2008	Academy	Port Huron Area School District	State Average
ELA 3		81.9%	80.9%
ELA 4		74.4%	76.3%
ELA 5		80.0%	77.6%
ELA 6		80.6%	79.6%
ELA 7		76.3%	74.4%
ELA 8		75.4%	75.3%
MME ELA		47.0%	52.3%
Math 3		88.7%	90.2%
Math 4		80.8%	85.8%
Math 5		71.4%	74.2%
Math 6		67.7%	72.7%
Math 7		72.4%	72.7%
Math 8		66.4%	71.6%
MME Math		39.6%	46.2%

Free Reduced Not-Eligible

General and Special Ed Status  
2007-2008

No Data  
Available

General Ed Special Ed

## Academy Comments:

# Renaissance Public School Academy

Grades in 2007-2008:

K-8, Spec

**School Opened:** 1996 **Current Contract Term:** 2008 through 2013

## Mission Statement:

Renaissance Public School Academy will provide high quality, individualized education in a safe, orderly, and caring environment.

**Educational Service Provider:** Imagine Schools

**Authorizer:** Central Michigan University

## Grades

K-8, Spec

## Address

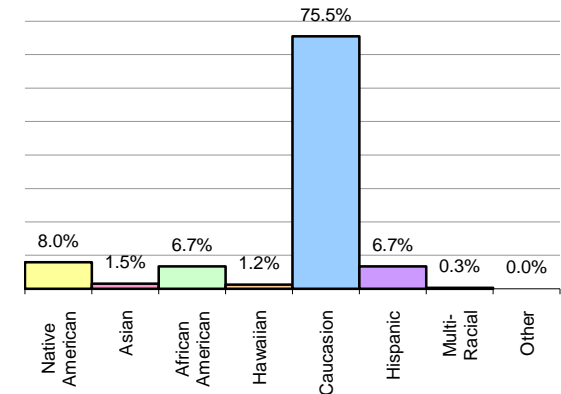
2797 S. Isabella Road, Mt. Pleasant

**Pupils  
07-08**  
292

**Ed YES!  
07-08**  
B

**NCLB Phase  
07-08**  
Phase 0

## Ethnicity 2007-2008



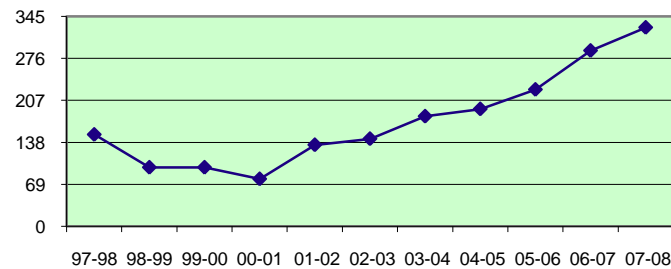
## Academic:

Instruction Type: General  
Average Teacher Salary (06-07): \$38,913  
Teacher/Student Ratio (06-07): 1:21  
Attendance (07-08): 92.1%  
Graduation Rate (07-08): NA

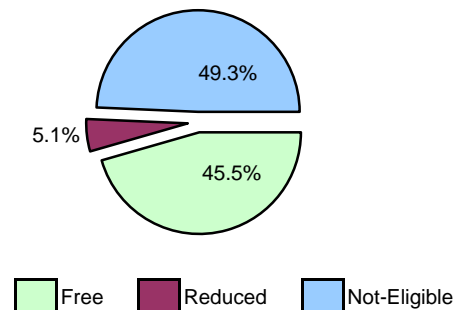
## Financial:

Foundation Grant (06-07): \$7,147  
Fund Balance (06-07): \$699,851  
Percent Operating Expenditures Spent On Instruction (06-07): 50.7%

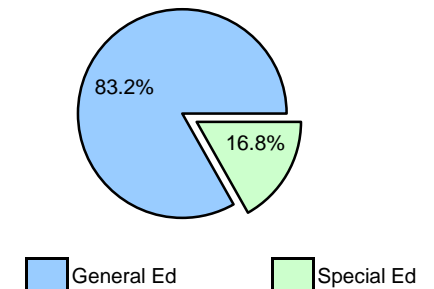
## Pupil Count Trend



## Free /Reduced Lunch Eligibility 2007-2008



## General and Special Ed Status 2007-2008



## Achievement (Percent Proficient on MEAP):

2007-2008	Academy	Mt. Pleasant City School District	State Average
ELA 3	75.0%	85.5%	80.9%
ELA 4	76.7%	85.5%	76.3%
ELA 5	60.9%	81.8%	77.6%
ELA 6	25.0%	87.9%	79.6%
ELA 7	88.9%	77.3%	74.4%
ELA 8	75.0%	78.1%	75.3%
MME ELA		52.0%	52.3%
Math 3	83.8%	94.0%	90.2%
Math 4	73.3%	92.0%	85.8%
Math 5	59.1%	73.0%	74.2%
Math 6	80.0%	81.9%	72.7%
Math 7	77.8%	77.8%	72.7%
Math 8	89.5%	77.6%	71.6%
MME Math		48.0%	46.2%

## Academy Comments:



# Richfield Public School Academy

Grades in 2007-2008:

K-8, Spec

**School Opened:** 2003 **Current Contract Term:** 2002 through 2009

## Mission Statement:

Richfield Public School Academy is committed to providing a safe, nurturing environment where our students develop positive self-esteem, leadership, multi-cultural awareness, community involvement, a love for life-long learning, and achieve academic excellence.

**Educational Service Provider:** Mosaica Education

**Authorizer:** Bay Mills Community College

**Grades**

K-8, Spec

**Address**

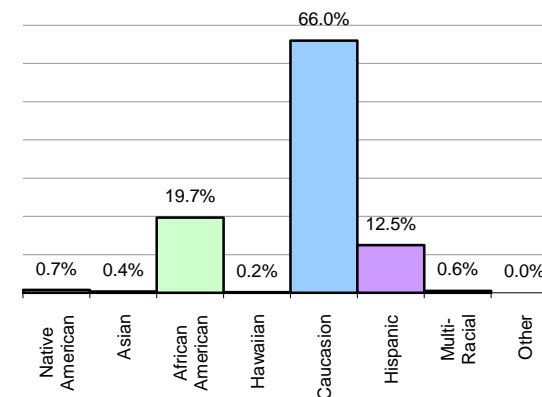
3807 N. Center Road, Flint

**Pupils  
07-08  
538**

**Ed YES!  
07-08  
B**

**NCLB Phase  
07-08  
Phase 0**

**Ethnicity  
2007-2008**



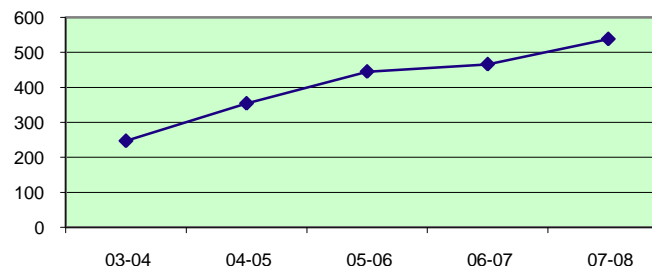
## Academic:

Instruction Type: Traditional  
Average Teacher Salary (06-07): \$31,185  
Teacher/Student Ratio (06-07): 1:22  
Attendance (07-08): 91.4%  
Graduation Rate (07-08): NA

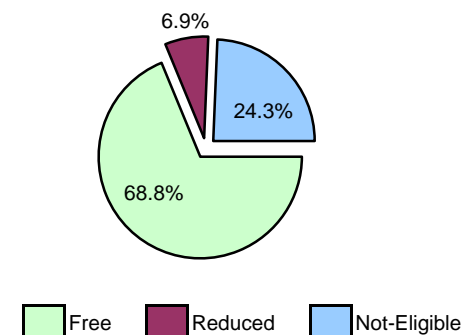
## Financial:

Foundation Grant (06-07): \$7,385  
Fund Balance (06-07): \$634,888  
Percent Operating Expenditures Spent On Instruction (06-07): 41.2%

**Pupil Count Trend**



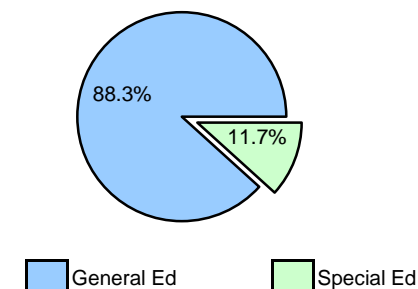
**Free /Reduced Lunch Eligibility  
2007-2008**



**Achievement (Percent Proficient on MEAP):**

2007-2008	Academy	Flint City School District	State Average
ELA 3	55.3%	62.4%	80.9%
ELA 4	66.7%	44.4%	76.3%
ELA 5	62.0%	49.1%	77.6%
ELA 6	58.1%	59.3%	79.6%
ELA 7	58.0%	36.3%	74.4%
ELA 8	51.4%	43.3%	75.3%
MME ELA		24.6%	52.3%
Math 3	78.8%	76.3%	90.2%
Math 4	78.8%	65.2%	85.8%
Math 5	52.0%	43.6%	74.2%
Math 6	56.8%	52.1%	72.7%
Math 7	62.0%	33.4%	72.7%
Math 8	51.4%	34.4%	71.6%
MME Math		16.5%	46.2%

**General and Special Ed Status  
2007-2008**



## Academy Comments:

# Ridge Park Charter Academy

Grades in 2007-2008:

K-8, Spec

School Opened: 1998 Current Contract Term: 2006 through 2011

## Mission Statement:

The academy provides a rigorous academic curriculum, inspires a love of citizenship and self-achievement and builds a community that values scholarship, academic achievement and creativity.

Educational Service Provider: National Heritage Academies

Authorizer: Lake Superior State University

## Grades

K-8, Spec

## Address

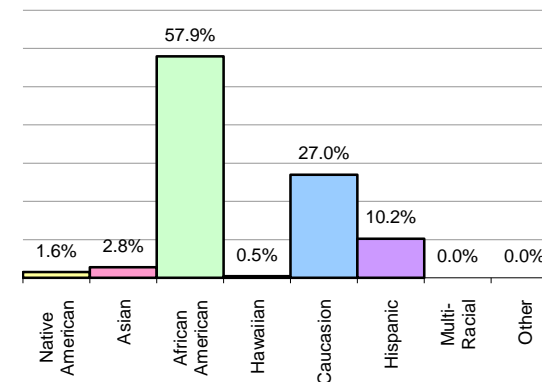
4120 Camelot Ridge Drive SE, Kentwood

Pupils  
07-08  
644

Ed YES!  
07-08  
A

NCLB Phase  
07-08  
Phase 0

## Ethnicity 2007-2008



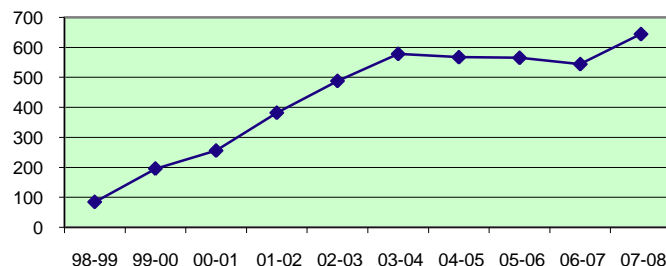
## Academic:

Instruction Type: Traditional  
Average Teacher Salary (06-07): \$40,261  
Teacher/Student Ratio (06-07): 1:22  
Attendance (07-08): 92.4%  
Graduation Rate (07-08): NA

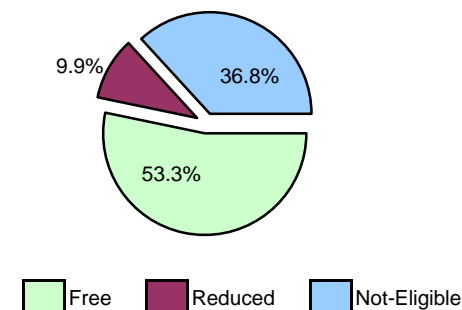
## Financial:

Foundation Grant (06-07): \$7,326  
Fund Balance (06-07): \$57,514  
Percent Operating Expenditures Spent On Instruction (06-07): 47.7%

## Pupil Count Trend



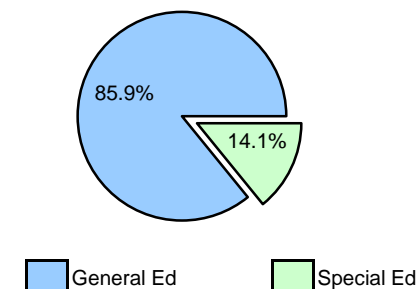
## Free /Reduced Lunch Eligibility 2007-2008



## Achievement (Percent Proficient on MEAP):

2007-2008	Academy	Grand Rapids Public Schools	State Average
ELA 3	76.5%	65.1%	80.9%
ELA 4	65.8%	58.0%	76.3%
ELA 5	77.9%	56.1%	77.6%
ELA 6	72.1%	59.6%	79.6%
ELA 7	53.1%	52.1%	74.4%
ELA 8	72.1%	58.0%	75.3%
MME ELA		28.4%	52.3%
Math 3	89.7%	77.2%	90.2%
Math 4	88.6%	69.3%	85.8%
Math 5	73.5%	51.0%	74.2%
Math 6	60.9%	47.6%	72.7%
Math 7	59.4%	43.9%	72.7%
Math 8	69.8%	46.9%	71.6%
MME Math		23.0%	46.2%

## General and Special Ed Status 2007-2008



## Academy Comments:

# Riverside Academy

Grades in 2007-2008: K-12, Spec, PK

School Opened: 2003 Current Contract Term: 2008 through 2013

## Mission Statement:

Riverside Academy will create academic excellence, positive character, an understanding of cultures, and compassion for others.

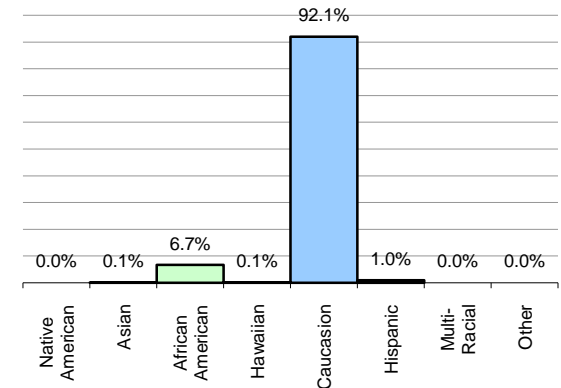
Educational Service Provider: Global Educational Excellence

Authorizer: Central Michigan University

Grades	Address
Spec, PK	23173 Joy Road, Dearborn Heights
K-5, Spec	7124 Miller Road, Dearborn
6-12, Spec	6409 Schaefer, Dearborn

Pupils 07-08	Ed YES! 07-08	NCLB Phase 07-08
NDA*	NA	NA
536	B	Phase 0
332	C	Phase 0

Ethnicity  
2007-2008



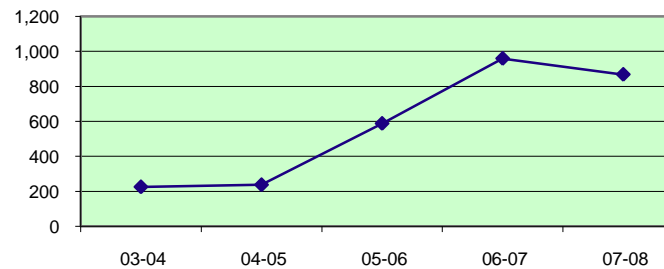
## Academic:

Instruction Type:	Progressive
Average Teacher Salary (06-07):	\$41,774
Teacher/Student Ratio (06-07):	1:20
Attendance (07-08):	94.9%
Graduation Rate (07-08):	NA

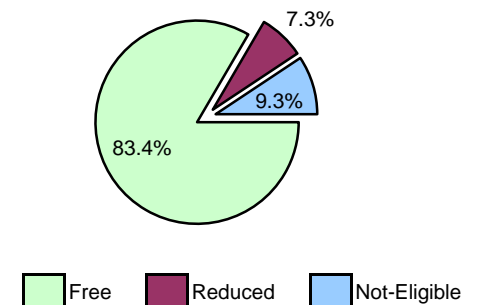
## Financial:

Foundation Grant (06-07):	\$7,385
Fund Balance (06-07):	\$1,696,214
Percent Operating Expenditures Spent On Instruction (06-07):	47.9%

Pupil Count Trend



Free /Reduced Lunch Eligibility  
2007-2008

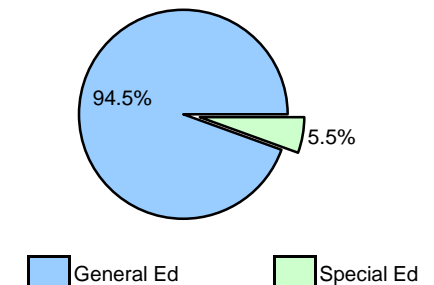


## Academy Comments:

Achievement (Percent Proficient on MEAP):

2007-2008	Academy	Dearborn City School District	State Average
ELA 3	66.3%	76.0%	80.9%
ELA 4	54.0%	67.4%	76.3%
ELA 5	61.8%	70.8%	77.6%
ELA 6	55.3%	75.1%	79.6%
ELA 7	44.1%	67.6%	74.4%
ELA 8	40.5%	69.4%	75.3%
MME ELA	20.0%	46.3%	52.3%
Math 3	82.6%	87.0%	90.2%
Math 4	75.0%	84.7%	85.8%
Math 5	75.0%	76.1%	74.2%
Math 6	50.0%	72.3%	72.7%
Math 7	55.0%	71.0%	72.7%
Math 8	35.9%	70.7%	71.6%
MME Math	16.0%	40.9%	46.2%

General and Special Ed Status  
2007-2008



# Ross Hill Academy

Grades in 2007-2008: K-11, Spec

School Opened: 1998 Current Contract Term: 1998 through 2008

## Mission Statement:

The mission of the Ross Hill Academy is to provide each student with an excellent elementary learning experience that will enable the student to meet the challenges of higher education, especially in the areas of math and science, function cooperatively in a social learning environment, and successfully contribute his/her own individuality as an asset to society.

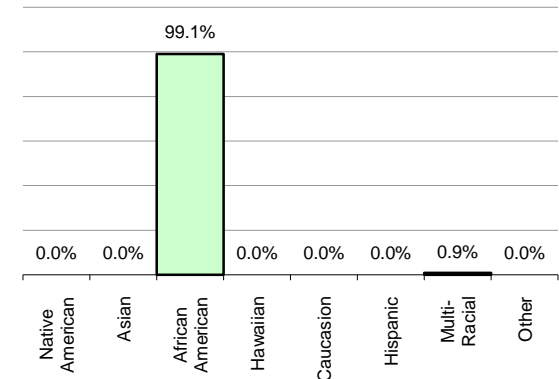
Educational Service Provider: 777 Management Company

Authorizer: Detroit Public Schools

Grades	Address
K-5, Spec	3111 Elmwood Street, Detroit
6-11, Spec	3111 Elmwood, Detroit

Pupils 07-08	Ed YES! 07-08	NCLB Phase 07-08
157	D-Alert	Phase 1
70	D-Alert	Phase 1

## Ethnicity 2007-2008



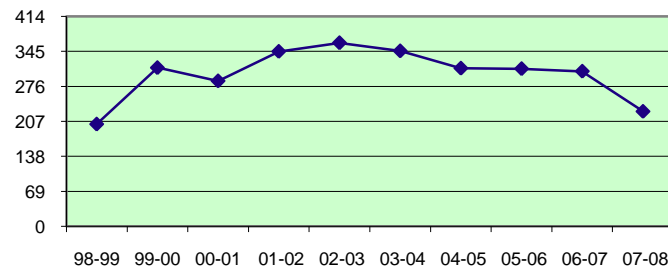
## Academic:

Instruction Type:	Traditional/General
Average Teacher Salary (06-07):	\$41,558
Teacher/Student Ratio (06-07):	1:12
Attendance (07-08):	87.1%
Graduation Rate (07-08):	NA

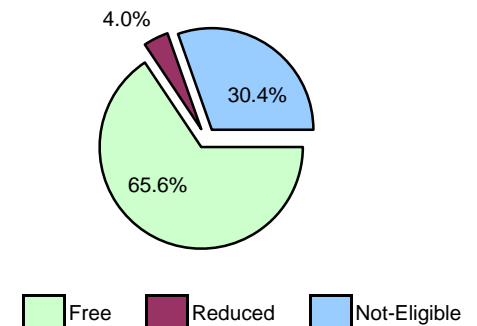
## Financial:

Foundation Grant (06-07):	\$7,385
Fund Balance (06-07):	\$624,620
Percent Operating Expenditures Spent On Instruction (06-07):	42.9%

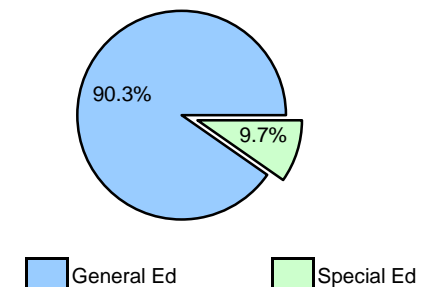
## Pupil Count Trend



## Free /Reduced Lunch Eligibility 2007-2008



## General and Special Ed Status 2007-2008



## Achievement (Percent Proficient on MEAP):

2007-2008	Academy	Detroit City School District	State Average
ELA 3	83.3%	62.4%	80.9%
ELA 4	26.3%	52.1%	76.3%
ELA 5	44.4%	51.0%	77.6%
ELA 6	48.1%	50.9%	79.6%
ELA 7	40.0%	41.9%	74.4%
ELA 8	52.0%	49.0%	75.3%
MME ELA	8.3%	26.0%	52.3%
Math 3	88.9%	70.0%	90.2%
Math 4	63.2%	63.7%	85.8%
Math 5	55.6%	44.1%	74.2%
Math 6	33.3%	39.2%	72.7%
Math 7	40.0%	43.5%	72.7%
Math 8	36.0%	38.5%	71.6%
MME Math	0.0%	14.3%	46.2%

## Academy Comments:

# Saginaw County Transition Academy

Grades in 2007-2008: 7-12, Spec

School Opened: 1995 Current Contract Term: 2005 through 2010

## Mission Statement:

This academy provides group activities and vocational experience for severe youth offenders. This provides them with the opportunity to work for a living.

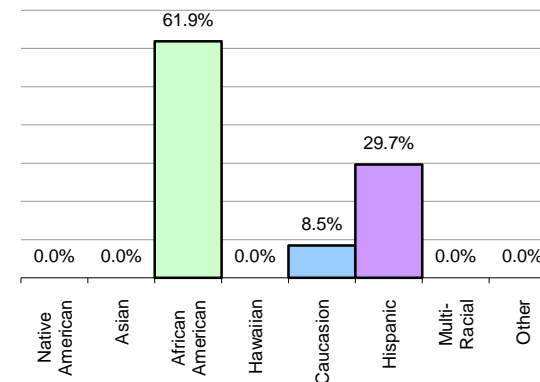
Educational Service Provider: SVRC Industries

Authorizer: Saginaw ISD

Grades: 7-12, Spec  
Address: 1000 Tuscola Street, Saginaw

Pupils 07-08: 118  
Ed YES! 07-08: No Grade  
NCLB Phase 07-08: Phase 0

## Ethnicity 2007-2008



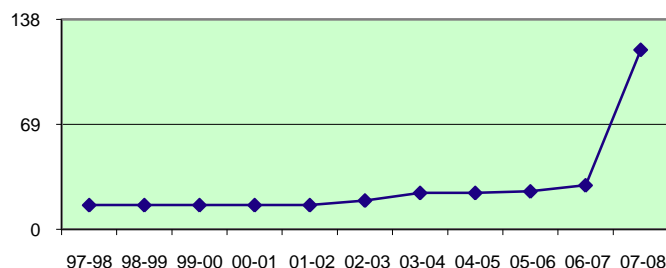
## Academic:

Instruction Type: Vocational  
Average Teacher Salary (06-07): \$31,917  
Teacher/Student Ratio (06-07): 1:59  
Attendance (07-08): 90.6%  
Graduation Rate (07-08): NA

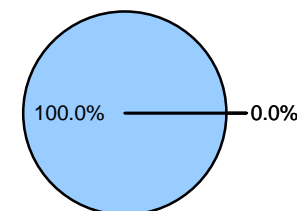
## Financial:

Foundation Grant (06-07): \$7,368  
Fund Balance (06-07): \$86,663  
Percent Operating Expenditures Spent On Instruction (06-07): 49.7%

## Pupil Count Trend



## Free /Reduced Lunch Eligibility 2007-2008

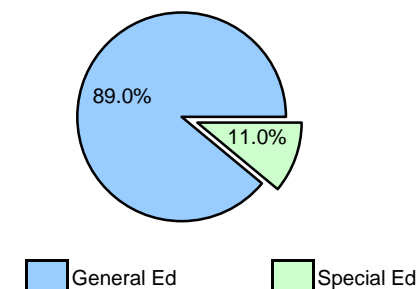


## Achievement (Percent Proficient on MEAP):

2007-2008	Academy	Saginaw City School District	State Average
ELA 3		72.5%	80.9%
ELA 4		62.2%	76.3%
ELA 5		64.4%	77.6%
ELA 6		58.3%	79.6%
ELA 7	66.7%	46.8%	74.4%
ELA 8	60.0%	55.7%	75.3%
MME ELA		20.5%	52.3%
Math 3		82.5%	90.2%
Math 4		73.4%	85.8%
Math 5		56.5%	74.2%
Math 6		50.2%	72.7%
Math 7	33.3%	48.4%	72.7%
Math 8	15.4%	47.9%	71.6%
MME Math		14.4%	46.2%

Free Reduced Not-Eligible

## General and Special Ed Status 2007-2008



## Academy Comments:

# Saginaw Learn to Earn Academy

Grades in 2007-2008: 10-12, Alt, Spec

School Opened: 2005 Current Contract Term: 2005 through 2008  
Mission Statement:

Educational Service Provider: SVRC Industries

Authorizer: Saginaw ISD

Pupils 07-08: 109  
Ed YES! 07-08: No Grade  
NCLB Phase 07-08: Phase 0

Grades: 10-12, Alt, Spec  
Address: 3860 Fashion Sq., PO Box 5679, Saginaw

## Academic:

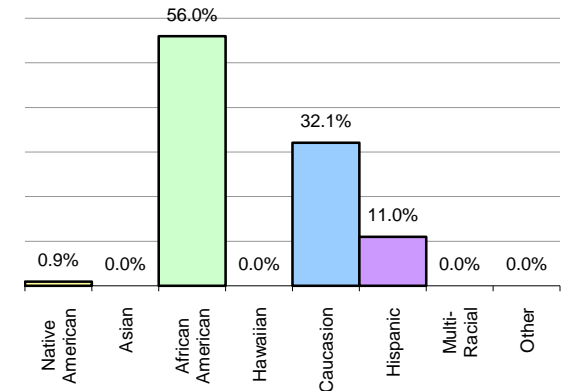
Instruction Type: NDA\*  
Average Teacher Salary (06-07): \$39,406  
Teacher/Student Ratio (06-07): 1:27  
Attendance (07-08): 61.6%  
Graduation Rate (07-08): NA

## Financial:

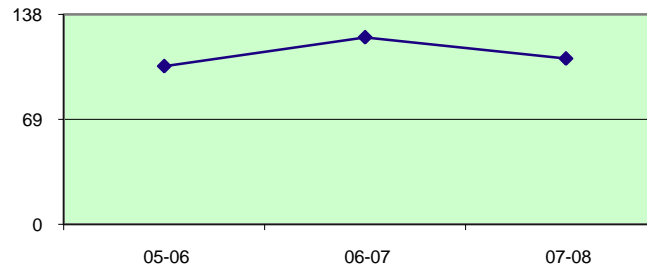
Foundation Grant (06-07): \$7,368  
Fund Balance (06-07): \$444,848  
Percent Operating Expenditures Spent On Instruction (06-07): 39.1%

## Academy Comments:

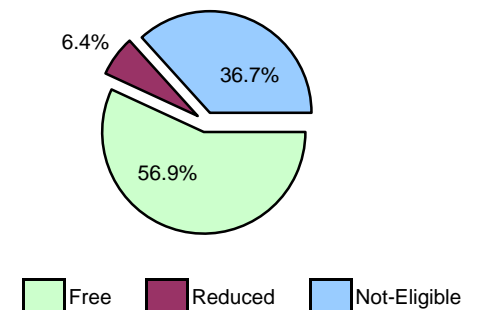
Ethnicity  
2007-2008



Pupil Count Trend



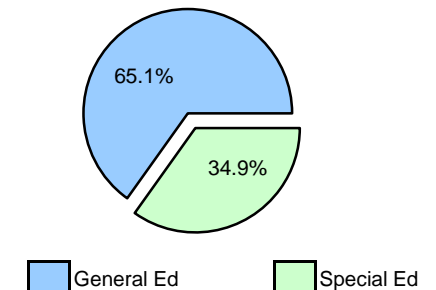
Free /Reduced Lunch Eligibility  
2007-2008



Achievement (Percent Proficient on MEAP):

2007-2008	Academy	Saginaw City School District	State Average
ELA 3		72.5%	80.9%
ELA 4		62.2%	76.3%
ELA 5		64.4%	77.6%
ELA 6		58.3%	79.6%
ELA 7		46.8%	74.4%
ELA 8		55.7%	75.3%
MME ELA	7.1%	20.5%	52.3%
Math 3		82.5%	90.2%
Math 4		73.4%	85.8%
Math 5		56.5%	74.2%
Math 6		50.2%	72.7%
Math 7		48.4%	72.7%
Math 8		47.9%	71.6%
MME Math	0.0%	14.4%	46.2%

General and Special Ed Status  
2007-2008



# Saginaw Preparatory Academy

Grades in 2007-2008: K-7, Spec, PK

School Opened: 1997 Current Contract Term: 2005 through 2013

## Mission Statement:

Saginaw Preparatory Academy is committed to preparing students for academic excellence and responsible citizenship. We believe that all students can learn and attain mastery levels in all subject areas. It is with this belief that we are raising the standards in education.

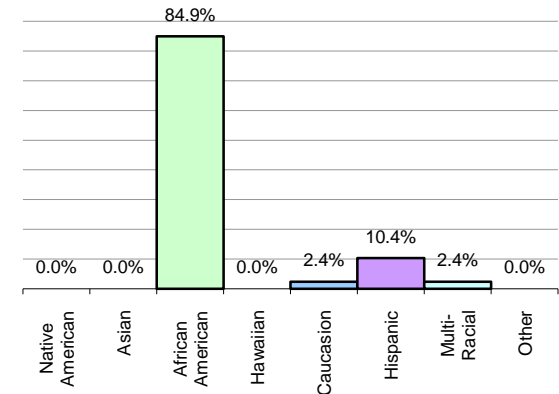
Educational Service Provider: Leona Group

Authorizer: Saginaw Valley State University

Grades: K-7, Spec, PK  
Address: 5173 Lodge Street, Saginaw

Pupils 07-08: 212  
Ed YES! 07-08: B  
NCLB Phase 07-08: Phase 0

## Ethnicity 2007-2008



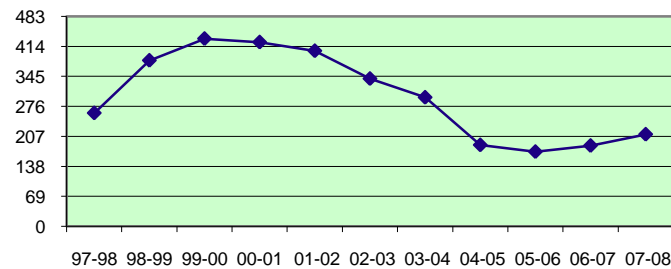
## Academic:

Instruction Type: Progressive  
Average Teacher Salary (06-07): \$26,302  
Teacher/Student Ratio (06-07): 1:30  
Attendance (07-08): 91.7%  
Graduation Rate (07-08): NA

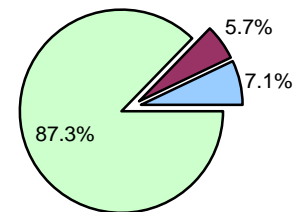
## Financial:

Foundation Grant (06-07): \$7,385  
Fund Balance (06-07): \$177,521  
Percent Operating Expenditures Spent On Instruction (06-07): 44.0%

## Pupil Count Trend



## Free /Reduced Lunch Eligibility 2007-2008

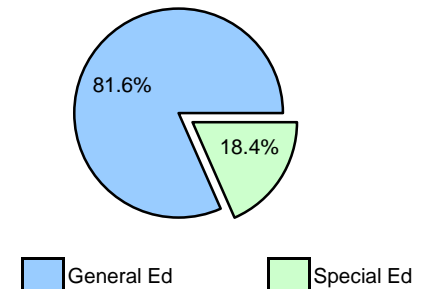


## Achievement (Percent Proficient on MEAP):

2007-2008	Academy	Buena Vista School District	State Average
ELA 3	90.0%	59.5%	80.9%
ELA 4	96.3%	34.4%	76.3%
ELA 5	84.0%	43.3%	77.6%
ELA 6	78.9%	73.5%	79.6%
ELA 7	88.9%	43.8%	74.4%
ELA 8		34.2%	75.3%
MME ELA		12.2%	52.3%
Math 3	100.0%	57.1%	90.2%
Math 4	88.9%	48.4%	85.8%
Math 5	92.0%	28.3%	74.2%
Math 6	89.5%	36.7%	72.7%
Math 7	94.4%	45.3%	72.7%
Math 8		31.1%	71.6%
MME Math		8.2%	46.2%

Free Reduced Not-Eligible

## General and Special Ed Status 2007-2008



## Academy Comments:



# South Arbor Charter Academy

Grades in 2007-2008:

K-8, Spec

**School Opened:** 1999 **Current Contract Term:** 2004 through 2011

## Mission Statement:

The mission of South Arbor Academy is to educate all students to their highest academic and character development potential along with character formation in a supportive environment of high expectations and loving discipline.

**Educational Service Provider:** National Heritage Academies

**Authorizer:** Central Michigan University

**Grades**

K-8, Spec

**Address**

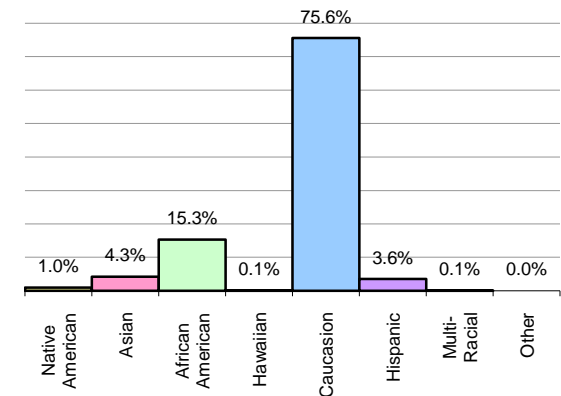
8200 Carpenter Road, Ypsilanti

**Pupils  
07-08**  
704

**Ed YES!  
07-08**  
A

**NCLB Phase  
07-08**  
Phase 0

**Ethnicity  
2007-2008**



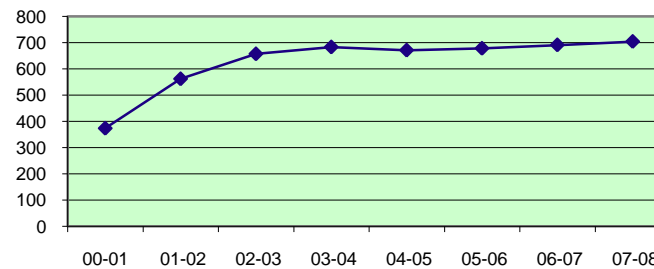
## Academic:

Instruction Type: Traditional  
Average Teacher Salary (06-07): \$41,672  
Teacher/Student Ratio (06-07): 1:22  
Attendance (07-08): 94.0%  
Graduation Rate (07-08): NA

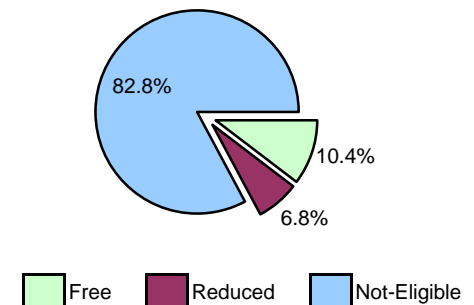
## Financial:

Foundation Grant (06-07): \$7,085  
Fund Balance (06-07): \$18,898  
Percent Operating Expenditures Spent On Instruction (06-07): 40.7%

**Pupil Count Trend**



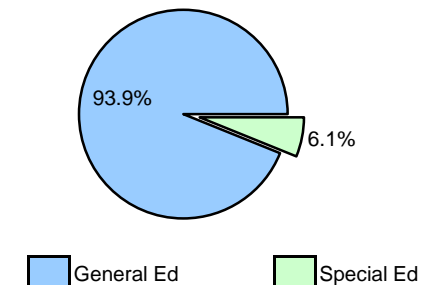
**Free /Reduced Lunch Eligibility  
2007-2008**



**Achievement (Percent Proficient on MEAP):**

2007-2008	Academy	Milan Area Schools	State Average
ELA 3	100.0%	78.4%	80.9%
ELA 4	97.4%	79.0%	76.3%
ELA 5	91.4%	72.9%	77.6%
ELA 6	93.9%	79.2%	79.6%
ELA 7	93.2%	79.5%	74.4%
ELA 8	91.7%	71.4%	75.3%
MME ELA		54.9%	52.3%
Math 3	100.0%	89.2%	90.2%
Math 4	98.7%	90.7%	85.8%
Math 5	87.7%	71.7%	74.2%
Math 6	93.9%	76.9%	72.7%
Math 7	90.4%	77.8%	72.7%
Math 8	88.9%	68.5%	71.6%
MME Math		53.8%	46.2%

**General and Special Ed Status  
2007-2008**



## Academy Comments:

# St Clair Co. Academy of Style

Grades in 2007-2008: 11-12, Spec

School Opened: 2003 Current Contract Term: 2006 through 2009

Mission Statement:

Ethnicity  
2007-2008

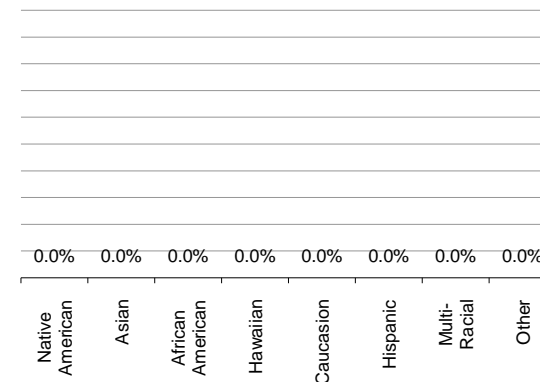
Educational Service Provider: Self-managed

Authorizer: St. Clair ISD

Grades  
11-12, Spec

Address  
PO Box 1500, Marysville

Pupils 07-08	Ed YES! 07-08	NCLB Phase 07-08
NDA*	NA	NA



## Academic:

Instruction Type:	NDA*
Average Teacher Salary (06-07):	NDA*
Teacher/Student Ratio (06-07):	NDA*
Attendance (07-08):	93.3%
Graduation Rate (07-08):	NA

No Data  
Available

Free /Reduced Lunch Eligibility  
2007-2008

No Data  
Available

## Financial:

Foundation Grant (06-07):	NDA*
Fund Balance (06-07):	NDA*
Percent Operating Expenditures Spent On Instruction (06-07):	NDA*

## Achievement (Percent Proficient on MEAP):

2007-2008	Academy	Marysville Public Schools	State Average
ELA 3		94.0%	80.9%
ELA 4		85.4%	76.3%
ELA 5		88.7%	77.6%
ELA 6		86.6%	79.6%
ELA 7		86.2%	74.4%
ELA 8		88.9%	75.3%
MME ELA		65.1%	52.3%
Math 3		99.5%	90.2%
Math 4		97.4%	85.8%
Math 5		92.3%	74.2%
Math 6		87.9%	72.7%
Math 7		89.1%	72.7%
Math 8		85.4%	71.6%
MME Math		66.1%	46.2%

Free Reduced Not-Eligible

General and Special Ed Status  
2007-2008

No Data  
Available

General Ed Special Ed

## Academy Comments:

# St. Clair County Intervention Academy

Grades in 2007-2008: 6-12, Alt, Spec

School Opened: 2004 Current Contract Term: 2007 through 2010

## Mission Statement:

The mission of the St. Clair County Intervention Academy is to provide a quality education while empowering students with the knowledge and skills that will guide them through a productive life.

Educational Service Provider: Self-managed

Authorizer: St. Clair ISD

Grades  
6-12, Alt, Spec

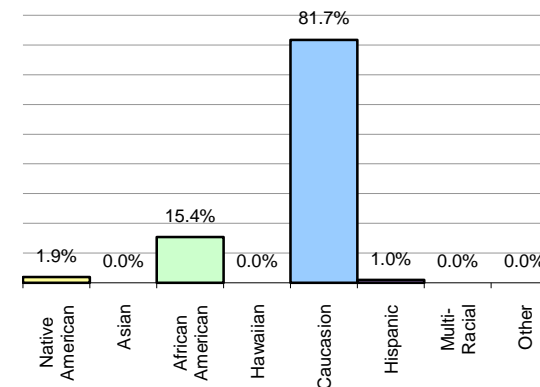
Address  
PO Box 1500, Marysville

Pupils  
07-08  
104

Ed YES!  
07-08  
No Grade

NCLB Phase  
07-08  
Phase 0

Ethnicity  
2007-2008



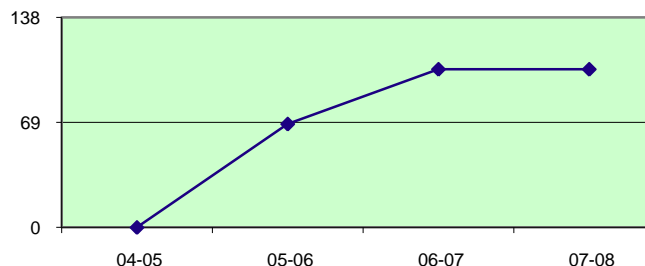
## Academic:

Instruction Type: NDA\*  
Average Teacher Salary (06-07): NDA\*  
Teacher/Student Ratio (06-07): NDA\*  
Attendance (07-08): 100.0%  
Graduation Rate (07-08): NA

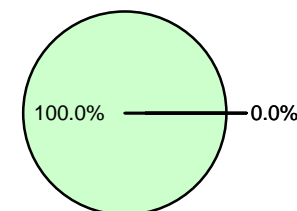
## Financial:

Foundation Grant (06-07): \$7,190  
Fund Balance (06-07): \$542,131  
Percent Operating Expenditures Spent On Instruction (06-07): 84.9%

Pupil Count Trend



Free /Reduced Lunch Eligibility  
2007-2008

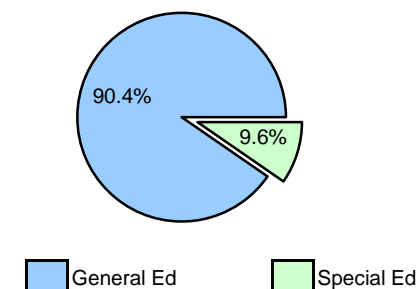


Achievement (Percent Proficient on MEAP):

2007-2008	Academy	Port Huron Area School District	State Average
ELA 3		81.9%	80.9%
ELA 4	0.0%	74.4%	76.3%
ELA 5		80.0%	77.6%
ELA 6		80.6%	79.6%
ELA 7	100.0%	76.3%	74.4%
ELA 8	0.0%	75.4%	75.3%
MME ELA	36.4%	47.0%	52.3%
Math 3		88.7%	90.2%
Math 4		80.8%	85.8%
Math 5		71.4%	74.2%
Math 6		67.7%	72.7%
Math 7	100.0%	72.4%	72.7%
Math 8	0.0%	66.4%	71.6%
MME Math	18.2%	39.6%	46.2%

Free Reduced Not-Eligible

General and Special Ed Status  
2007-2008



## Academy Comments:

♦The Academy, operating in a juvenile detention/intervention center, aims to help adjudicated youth reenter their school and community while keeping the family intact. The Academy is temporary intervention providing a "second chance" for students incarcerated by the juvenile court system.  
♦Average length of enrollment: 5-9 months.  
♦Academic goals are: increased reading and math skills, and credit recovery while completing the County Residential Youth Treatment program supervised by the court system.  
♦Average enrollment: 100 students  
♦Each student is evaluated through testing and examination of past school records. A comprehensive educational plan is designed to best meet each student's academic needs.

# St. Clair County Learning Academy

Grades in 2007-2008: 6-12, Alt, Spec

School Opened: 1995 Current Contract Term: 2007 through 2010

## Mission Statement:

The mission of the St. Clair County Learning Academy is to provide a quality education while empowering students with the knowledge and skills that will guide them through a productive life.

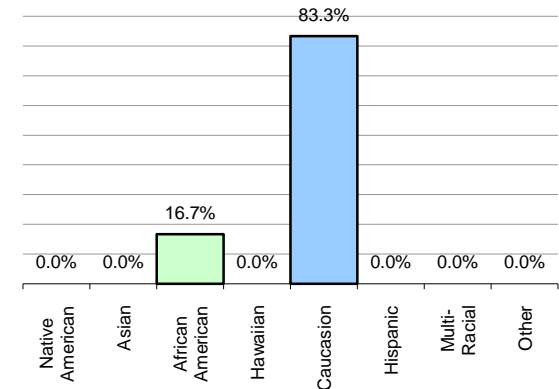
Educational Service Provider: Self-managed

Authorizer: St. Clair ISD

Grades: 6-12, Alt, Spec  
Address: 2706 10th Avenue, Port Huron

Pupils 07-08: 30  
Ed YES! 07-08: No Grade  
NCLB Phase 07-08: Phase 0

Ethnicity  
2007-2008



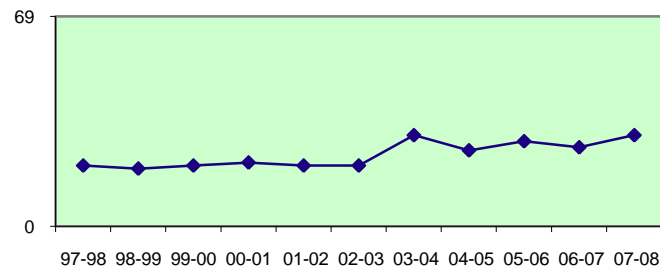
## Academic:

Instruction Type: General  
Average Teacher Salary (06-07): NDA\*  
Teacher/Student Ratio (06-07): NDA\*  
Attendance (07-08): 97.2%  
Graduation Rate (07-08): NA

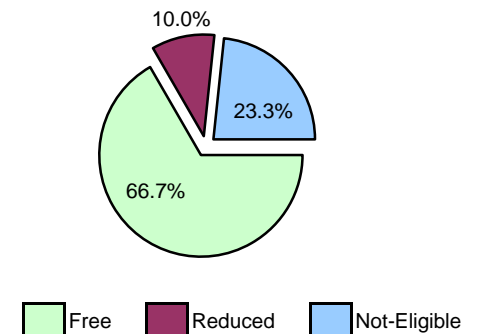
## Financial:

Foundation Grant (06-07): \$7,190  
Fund Balance (06-07): \$112,071  
Percent Operating Expenditures Spent On Instruction (06-07): 55.6%

Pupil Count Trend



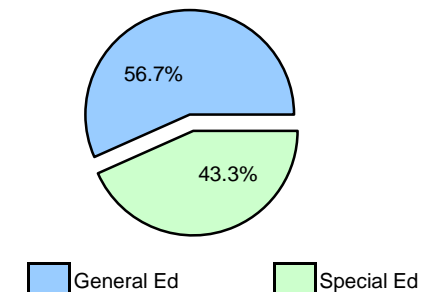
Free /Reduced Lunch Eligibility  
2007-2008



Achievement (Percent Proficient on MEAP):

2007-2008	Academy	Port Huron Area School District	State Average
ELA 3		81.9%	80.9%
ELA 4		74.4%	76.3%
ELA 5		80.0%	77.6%
ELA 6		80.6%	79.6%
ELA 7	100.0%	76.3%	74.4%
ELA 8	0.0%	75.4%	75.3%
MME ELA	0.0%	47.0%	52.3%
Math 3		88.7%	90.2%
Math 4		80.8%	85.8%
Math 5		71.4%	74.2%
Math 6		67.7%	72.7%
Math 7	40.0%	72.4%	72.7%
Math 8	50.0%	66.4%	71.6%
MME Math	0.0%	39.6%	46.2%

General and Special Ed Status  
2007-2008



## Academy Comments:

♦The Academy aims to help court adjudicated youth reenter their school and community while keeping the family intact. The Academy is temporary intervention providing a "second chance" for students supervised by the juvenile court system.  
♦Average length of enrollment: 9-12 months  
♦Academic goals: increase reading and math skills, and credit recovery while completing the Day Treatment/Night Watch non-residential treatment program  
♦Average enrollment: 30 students  
♦Every student is evaluated through testing and examination of past school records. A comprehensive educational plan is designed to best meet each student's academic needs.

# Star International Academy

Grades in 2007-2008: K-12, Spec, PK

School Opened: 1998 Current Contract Term: 2007 through 2012

## Mission Statement:

The mission of Star International Academy is to provide students with a quality education that focuses on Michigan core curriculum and international cultures, including the study of a language, culture and history different from our own. The Academy shall provide an education of the whole child by integrating the different aspects of the children's learning and lives so as to make them more meaningful.

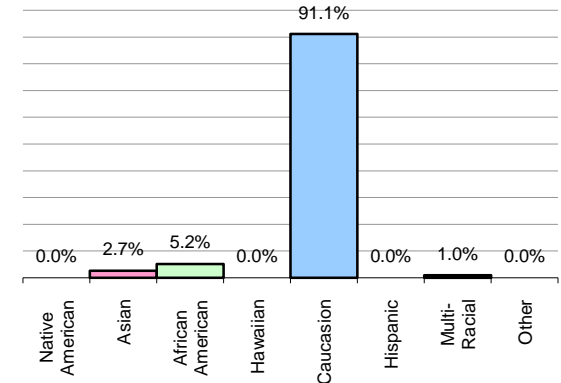
Educational Service Provider: Hamadeh Educational Services

Authorizer: Oakland University

Pupils 07-08 1343  
Ed YES! 07-08 B  
NCLB Phase 07-08 Phase 0

Grades K-12, Spec, PK  
Address 24425 Hass, Dearborn Heights

Ethnicity 2007-2008



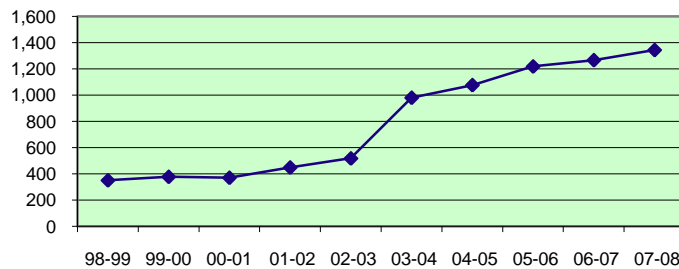
## Academic:

Instruction Type: Progressive  
Average Teacher Salary (06-07): \$46,328  
Teacher/Student Ratio (06-07): 1:21  
Attendance (07-08): 94.1%  
Graduation Rate (07-08): 80.8%

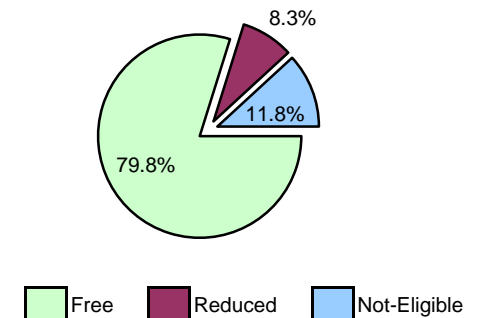
## Financial:

Foundation Grant (06-07): \$7,385  
Fund Balance (06-07): \$9,529,516  
Percent Operating Expenditures Spent On Instruction (06-07): 47.3%

Pupil Count Trend



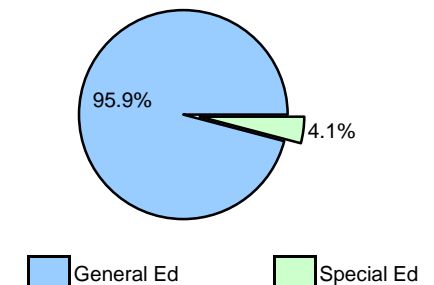
Free /Reduced Lunch Eligibility 2007-2008



Achievement (Percent Proficient on MEAP):

2007-2008	Academy	Detroit City School District	State Average
ELA 3	68.2%	62.4%	80.9%
ELA 4	65.9%	52.1%	76.3%
ELA 5	63.5%	51.0%	77.6%
ELA 6	61.8%	50.9%	79.6%
ELA 7	80.9%	41.9%	74.4%
ELA 8	62.2%	49.0%	75.3%
MME ELA	37.7%	26.0%	52.3%
Math 3	90.0%	70.0%	90.2%
Math 4	87.9%	63.7%	85.8%
Math 5	64.0%	44.1%	74.2%
Math 6	67.3%	39.2%	72.7%
Math 7	80.0%	43.5%	72.7%
Math 8	58.8%	38.5%	71.6%
MME Math	35.8%	14.3%	46.2%

General and Special Ed Status 2007-2008



## Academy Comments:

# Summit Academy North

Grades in 2007-2008: K-12, Spec

School Opened: 1998 Current Contract Term: 2004 through 2011

## Mission Statement:

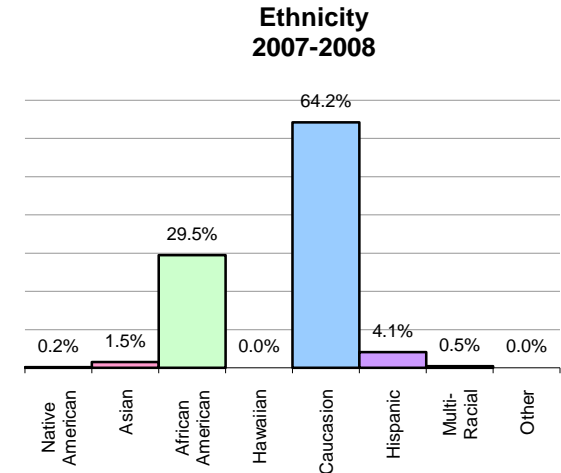
Summit Academy North will nurture and inspire our school community and facilitate quality educational opportunities in a safe learning environment, enabling each student to reach their maximum potential.

Educational Service Provider: Helicon Associates

Authorizer: Central Michigan University

Grades	Address
K-5, Spec	P.O. 278, Flat Rock
6-8, Spec	P.O. Box 190, Flat Rock
9-12, Spec	P.O. Box 190, Flat Rock

Pupils 07-08	Ed YES! 07-08	NCLB Phase 07-08
465	B	Phase 0
320	B	Phase 0
531	C	Phase 0

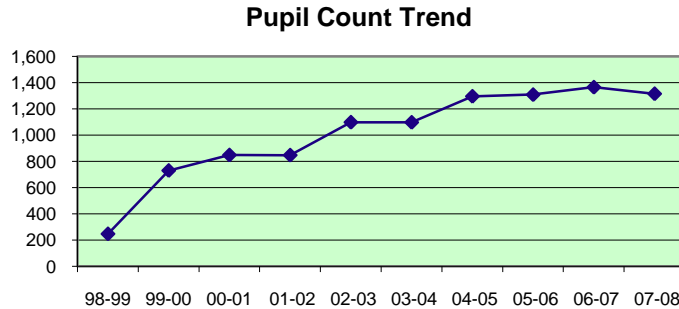


## Academic:

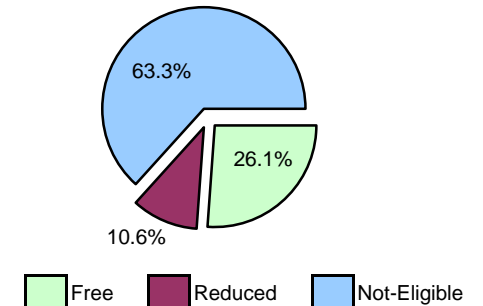
Instruction Type:	Progressive
Average Teacher Salary (06-07):	\$35,875
Teacher/Student Ratio (06-07):	1:23
Attendance (07-08):	92.0%
Graduation Rate (07-08):	73.3%

## Financial:

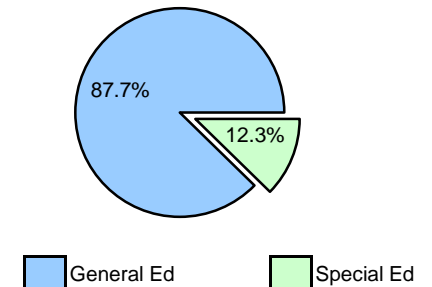
Foundation Grant (06-07):	\$7,385
Fund Balance (06-07):	\$591,449
Percent Operating Expenditures Spent On Instruction (06-07):	36.7%



## Free /Reduced Lunch Eligibility 2007-2008



## General and Special Ed Status 2007-2008



## Achievement (Percent Proficient on MEAP):

2007-2008	Academy	Huron School District	State Average
ELA 3	84.0%	81.7%	80.9%
ELA 4	87.1%	75.8%	76.3%
ELA 5	75.9%	77.8%	77.6%
ELA 6	81.2%	77.3%	79.6%
ELA 7	74.1%	76.2%	74.4%
ELA 8	77.6%	84.1%	75.3%
MME ELA	33.6%	52.1%	52.3%
Math 3	97.3%	92.2%	90.2%
Math 4	90.0%	91.4%	85.8%
Math 5	79.5%	71.1%	74.2%
Math 6	70.6%	68.6%	72.7%
Math 7	66.4%	73.5%	72.7%
Math 8	65.0%	75.8%	71.6%
MME Math	22.2%	38.9%	46.2%

## Academy Comments:

# Summit Academy

Grades in 2007-2008:

K-8, Spec

**School Opened:** 1996 **Current Contract Term:** 2004 through 2011

## Mission Statement:

Summit Academy will nurture and inspire our school community and facilitate quality educational opportunities in a safe learning environment, enabling each student to reach their maximum potential.

**Educational Service Provider:** Helicon Associates

**Authorizer:** Central Michigan University

## Grades

K-8, Spec

## Address

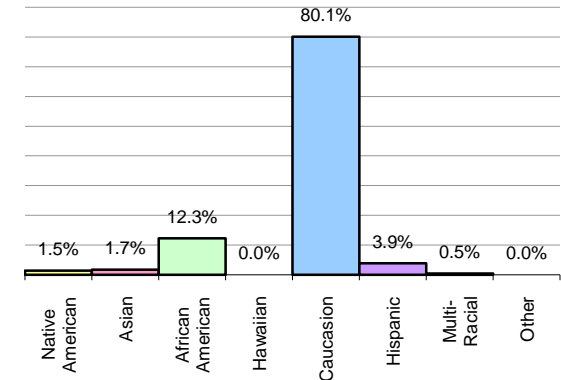
P.O. Box 310, 30100 Olmstead, Flat Rock

**Pupils  
07-08**  
407

**Ed YES!  
07-08**  
B

**NCLB Phase  
07-08**  
Phase 0

## Ethnicity 2007-2008



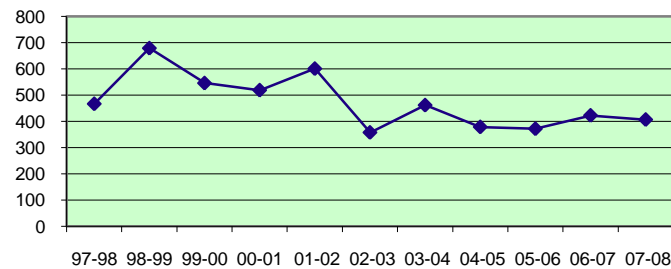
## Academic:

Instruction Type: Progressive  
Average Teacher Salary (06-07): \$36,559  
Teacher/Student Ratio (06-07): 1:20  
Attendance (07-08): 92.3%  
Graduation Rate (07-08): NA

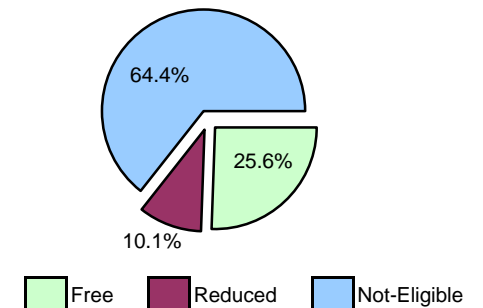
## Financial:

Foundation Grant (06-07): \$7,385  
Fund Balance (06-07): \$211,466  
Percent Operating Expenditures Spent On Instruction (06-07): 43.9%

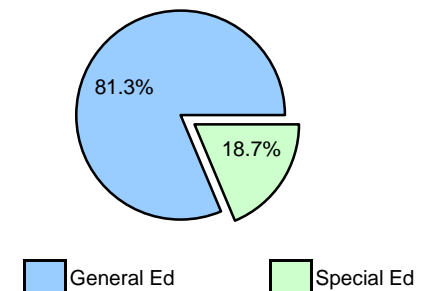
## Pupil Count Trend



## Free /Reduced Lunch Eligibility 2007-2008



## General and Special Ed Status 2007-2008



## Achievement (Percent Proficient on MEAP):

2007-2008	Academy	Flat Rock Community Schools	State Average
ELA 3	71.2%	86.3%	80.9%
ELA 4	52.5%	78.2%	76.3%
ELA 5	67.6%	82.9%	77.6%
ELA 6	80.6%	84.3%	79.6%
ELA 7	75.9%	78.4%	74.4%
ELA 8	81.3%	65.5%	75.3%
MME ELA		43.3%	52.3%
Math 3	93.2%	93.1%	90.2%
Math 4	87.5%	92.9%	85.8%
Math 5	73.5%	87.9%	74.2%
Math 6	66.7%	77.2%	72.7%
Math 7	69.0%	81.0%	72.7%
Math 8	75.0%	65.7%	71.6%
MME Math		32.0%	46.2%

## Academy Comments:



# Sunrise Education Center

Grades in 2007-2008: K-8, Spec, PK

School Opened: 1996 Current Contract Term: 2006 through 2011

## Mission Statement:

The mission of Sunrise Education Center is to provide an educational environment in which all children are presented the opportunity to learn and experience the reality of developing academically, socially, emotionally and physically to create authentic learners that are able to correspond to the tasks in the home and workplace of today and tomorrow.

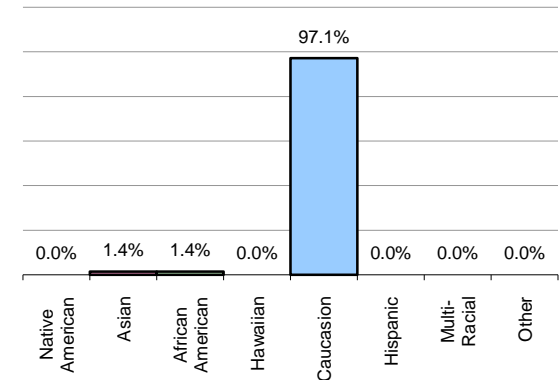
Educational Service Provider: C.S. Partners

Authorizer: Saginaw Valley State University

Grades: K-8, Spec, PK  
Address: 686 Aulerich, East Tawas

Pupils 07-08: 62  
Ed YES! 07-08: C  
NCLB Phase 07-08: Phase 0

## Ethnicity 2007-2008



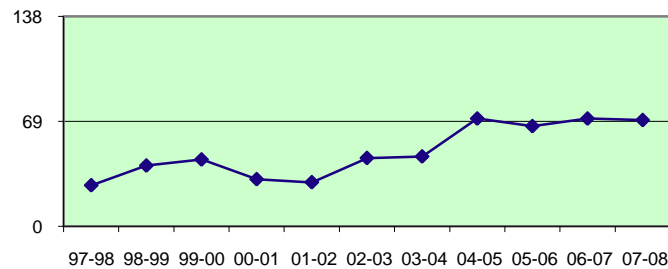
## Academic:

Instruction Type: Progressive/General  
Average Teacher Salary (06-07): \$33,894  
Teacher/Student Ratio (06-07): 1:19  
Attendance (07-08): 86.6%  
Graduation Rate (07-08): NA

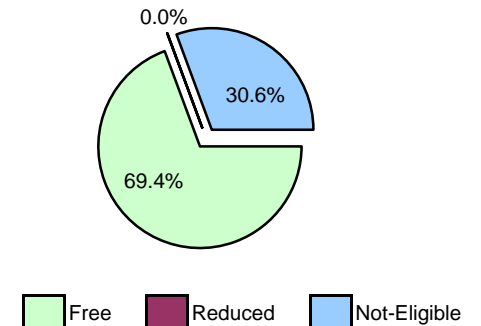
## Financial:

Foundation Grant (06-07): \$7,085  
Fund Balance (06-07): \$40,231  
Percent Operating Expenditures Spent On Instruction (06-07): 55.6%

## Pupil Count Trend



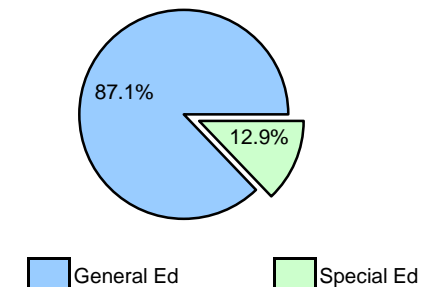
## Free /Reduced Lunch Eligibility 2007-2008



## Achievement (Percent Proficient on MEAP):

2007-2008	Academy	Tawas Area Schools	State Average
ELA 3	40.0%	89.0%	80.9%
ELA 4	66.7%	87.8%	76.3%
ELA 5	57.1%	80.5%	77.6%
ELA 6	83.3%	81.3%	79.6%
ELA 7	40.0%	84.8%	74.4%
ELA 8	0.0%	84.6%	75.3%
MME ELA		60.8%	52.3%
Math 3	50.0%	96.7%	90.2%
Math 4	100.0%	97.3%	85.8%
Math 5	28.6%	70.1%	74.2%
Math 6	83.3%	64.8%	72.7%
Math 7	20.0%	81.0%	72.7%
Math 8	25.0%	80.5%	71.6%
MME Math		49.0%	46.2%

## General and Special Ed Status 2007-2008



## Academy Comments:

# Taylor Exemplar Academy

Grades in 2007-2008:

K-7, Spec

School Opened: 2006

Current Contract Term: 2006 through 2014

Mission Statement:

Educational Service Provider: National Heritage Academies

Authorizer: Bay Mills Community College

Grades

K-7, Spec

Address

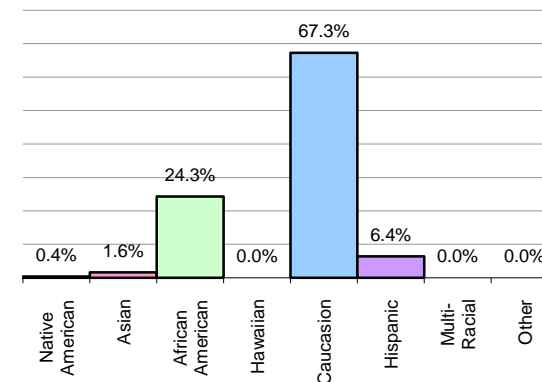
26727 Goddard Road, Taylor

Pupils  
07-08  
498

Ed YES!  
07-08  
B

NCLB Phase  
07-08  
Phase 0

Ethnicity  
2007-2008



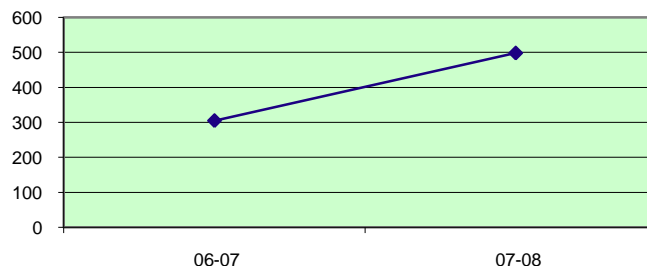
## Academic:

Instruction Type: NDA\*  
Average Teacher Salary (06-07): \$39,949  
Teacher/Student Ratio (06-07): 1:29  
Attendance (07-08): 89.3%  
Graduation Rate (07-08): NA

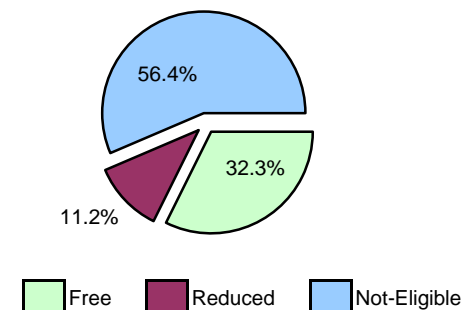
## Financial:

Foundation Grant (06-07): \$7,385  
Fund Balance (06-07): \$24,180  
Percent Operating Expenditures Spent On Instruction (06-07): 37.5%

Pupil Count Trend



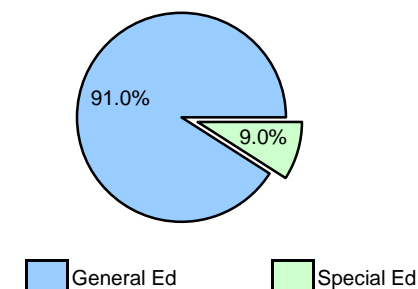
Free /Reduced Lunch Eligibility  
2007-2008



Achievement (Percent Proficient on MEAP):

2007-2008	Academy	Taylor School District	State Average
ELA 3	79.5%	70.2%	80.9%
ELA 4	63.6%	61.3%	76.3%
ELA 5	86.8%	64.5%	77.6%
ELA 6	81.6%	70.8%	79.6%
ELA 7		60.5%	74.4%
ELA 8		62.5%	75.3%
MME ELA		29.9%	52.3%
Math 3	93.6%	87.1%	90.2%
Math 4	80.5%	79.8%	85.8%
Math 5	73.6%	61.3%	74.2%
Math 6	73.5%	53.2%	72.7%
Math 7		58.4%	72.7%
Math 8		58.3%	71.6%
MME Math		19.9%	46.2%

General and Special Ed Status  
2007-2008



## Academy Comments:

# The da Vinci Institute

Grades in 2007-2008: K-12, Spec

School Opened: 1995 Current Contract Term: 2005 through 2010

## Mission Statement:

The purpose of da Vinci is to prepare students to be well educated, self directed learners that are reasonable, responsible and respectful citizens in a global society.

Educational Service Provider: Self-managed

Authorizer: Central Michigan University

**Grades**  
K-8, Spec  
9-12, Spec

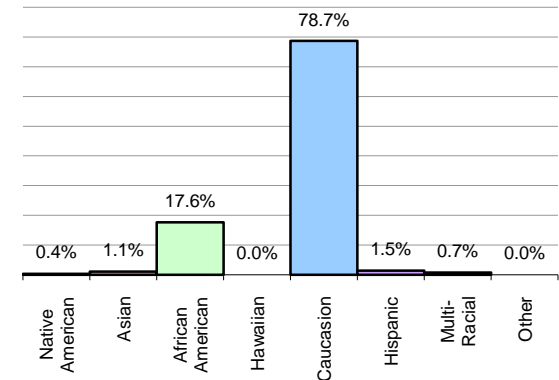
**Address**  
559 Murphy Street, Jackson  
2255 Emmons Road, Jackson

**Pupils**  
07-08  
90  
132

**Ed YES!**  
07-08  
B  
D-Alert

**NCLB Phase**  
07-08  
Phase 0  
Phase 2

## Ethnicity 2007-2008



## Academic:

Instruction Type: Progressive

Average Teacher Salary (06-07): \$39,867

Teacher/Student Ratio (06-07): 1:16

Attendance (07-08): 88.9%

Graduation Rate (07-08): NA

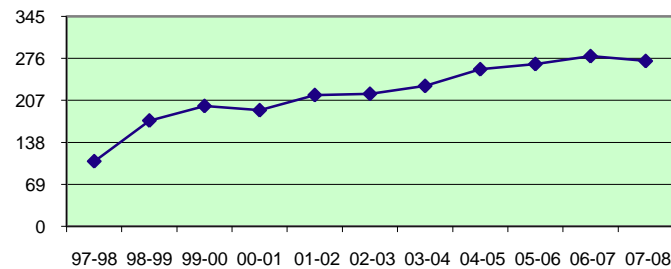
## Financial:

Foundation Grant (06-07): \$7,137

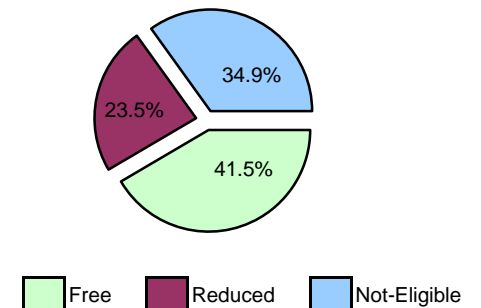
Fund Balance (06-07): \$462,265

Percent Operating Expenditures Spent On Instruction (06-07): 60.8%

## Pupil Count Trend



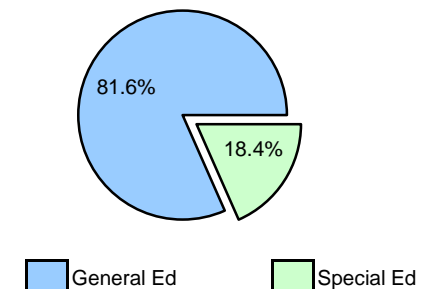
## Free /Reduced Lunch Eligibility 2007-2008



## Achievement (Percent Proficient on MEAP):

2007-2008	Academy	Jackson Public Schools	State Average
ELA 3	90.0%	66.3%	80.9%
ELA 4	69.2%	60.4%	76.3%
ELA 5	50.0%	58.6%	77.6%
ELA 6	81.8%	65.8%	79.6%
ELA 7	81.0%	58.3%	74.4%
ELA 8	81.3%	58.2%	75.3%
MME ELA	33.3%	35.5%	52.3%
Math 3	90.0%	84.2%	90.2%
Math 4	66.7%	73.4%	85.8%
Math 5	45.5%	53.1%	74.2%
Math 6	57.1%	58.5%	72.7%
Math 7	81.0%	46.6%	72.7%
Math 8	56.3%	45.8%	71.6%
MME Math	21.4%	30.8%	46.2%

## General and Special Ed Status 2007-2008



## Academy Comments:

# Thomas-Gist Academy

Grades in 2007-2008:

K-8, Spec

School Opened: 1995

Current Contract Term: 2006 through 2009

## Mission Statement:

Thomas-Gist Academy, in collaboration with the Community, provides the tools necessary to develop creativity, achieve academic excellence, and prepare our students to succeed in a global free-enterprise economy.

Educational Service Provider: Helicon Associates

Authorizer: Central Michigan University

## Grades

K-4, Spec  
5-8, Spec

## Address

4825 Dancy, Westland  
28955 Rosewood, Inkster

## Pupils 07-08

194  
191

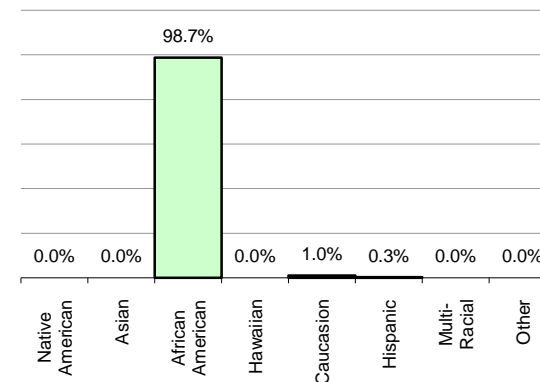
## Ed YES! 07-08

B  
C

## NCLB Phase 07-08

Phase 0  
Phase 0

## Ethnicity 2007-2008



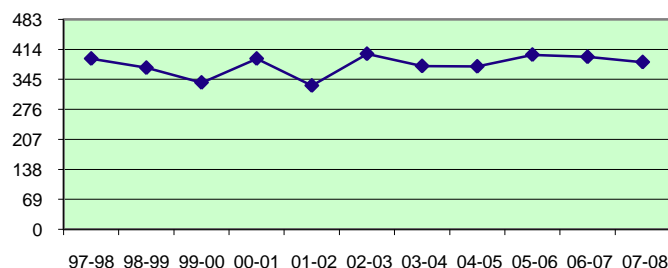
## Academic:

Instruction Type: General  
Average Teacher Salary (06-07): \$34,815  
Teacher/Student Ratio (06-07): 1:20  
Attendance (07-08): 94.6%  
Graduation Rate (07-08): NA

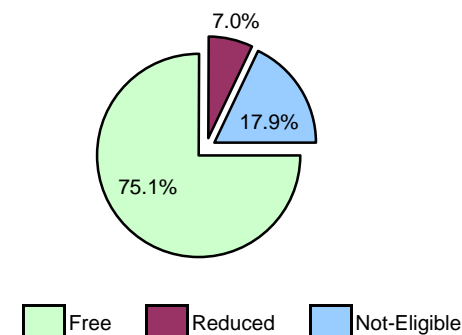
## Financial:

Foundation Grant (06-07): \$7,385  
Fund Balance (06-07): \$213,977  
Percent Operating Expenditures Spent On Instruction (06-07): 44.3%

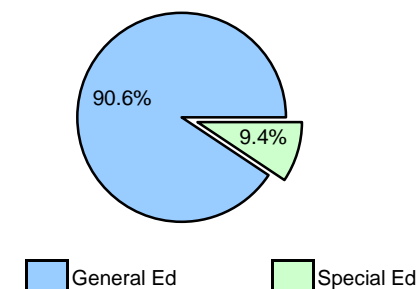
## Pupil Count Trend



## Free /Reduced Lunch Eligibility 2007-2008



## General and Special Ed Status 2007-2008



## Achievement (Percent Proficient on MEAP):

2007-2008	Academy	School District Of The City Of Inks	State Average
ELA 3	61.7%	75.4%	80.9%
ELA 4	50.0%	67.6%	76.3%
ELA 5	55.9%	74.4%	77.6%
ELA 6	46.8%	73.4%	79.6%
ELA 7	63.5%	54.9%	74.4%
ELA 8	51.9%	67.6%	75.3%
MME ELA		24.5%	52.3%
Math 3	84.8%	88.2%	90.2%
Math 4	71.4%	87.3%	85.8%
Math 5	38.2%	77.5%	74.2%
Math 6	34.0%	72.9%	72.7%
Math 7	78.8%	76.5%	72.7%
Math 8	69.2%	69.6%	71.6%
MME Math		13.3%	46.2%

## Academy Comments:

# Three Oaks Public School Academy

Grades in 2007-2008: K-10, Spec

School Opened: 2003 Current Contract Term: 2003 through 2008  
Mission Statement:

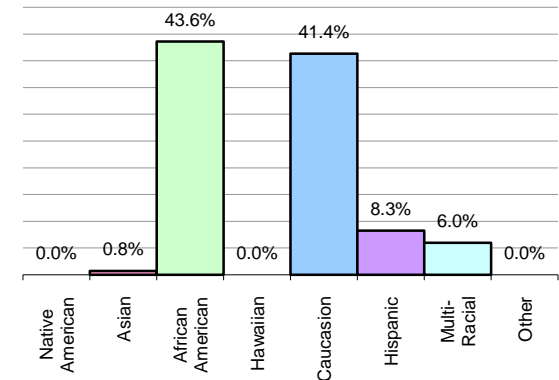
Educational Service Provider: Choice Schools Associates

Authorizer: Bay Mills Community College

Grades: K-10, Spec  
Address: 1212 Kingsley, Muskegon

Pupils 07-08: 133  
Ed YES! 07-08: C  
NCLB Phase 07-08: Phase 1

Ethnicity 2007-2008



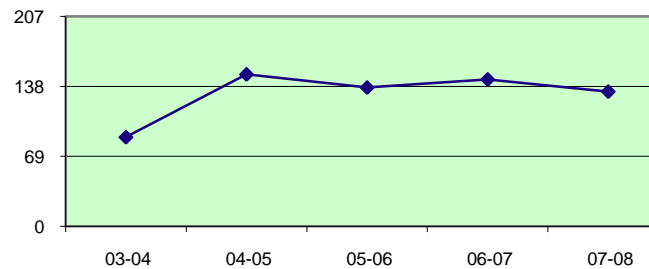
## Academic:

Instruction Type: Traditional  
Average Teacher Salary (06-07): \$27,710  
Teacher/Student Ratio (06-07): 1:17  
Attendance (07-08): 87.9%  
Graduation Rate (07-08): NA

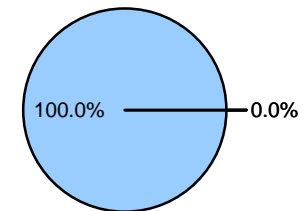
## Financial:

Foundation Grant (06-07): \$7,385  
Fund Balance (06-07): \$236,570  
Percent Operating Expenditures Spent On Instruction (06-07): 49.1%

Pupil Count Trend



Free /Reduced Lunch Eligibility 2007-2008

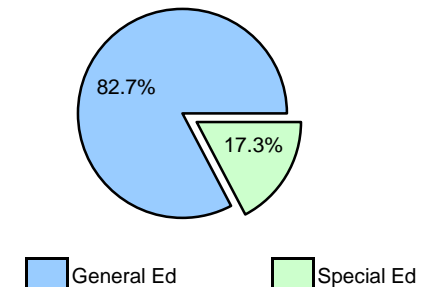


Achievement (Percent Proficient on MEAP):

2007-2008	Academy	Muskegon City School District	State Average
ELA 3	37.5%	68.7%	80.9%
ELA 4	50.0%	53.5%	76.3%
ELA 5	42.9%	56.2%	77.6%
ELA 6	28.6%	51.0%	79.6%
ELA 7	50.0%	42.4%	74.4%
ELA 8	57.1%	48.4%	75.3%
MME ELA		28.7%	52.3%
Math 3	50.0%	72.6%	90.2%
Math 4	62.5%	66.5%	85.8%
Math 5	35.7%	52.4%	74.2%
Math 6	35.7%	51.0%	72.7%
Math 7	33.3%	40.3%	72.7%
Math 8	64.3%	49.4%	71.6%
MME Math		23.4%	46.2%

Free Reduced Not-Eligible

General and Special Ed Status 2007-2008



## Academy Comments:

# Threshold Academy

Grades in 2007-2008:

K-6, Spec

School Opened: 1997 Current Contract Term: 2005 through 2010

## Mission Statement:

The mission of Threshold Academy is the education and social development of children who will most benefit from a nurturing program based on the individual needs of the child.

Educational Service Provider: EightCAP, Inc

Authorizer: Central Michigan University

## Grades

K-6, Spec

## Address

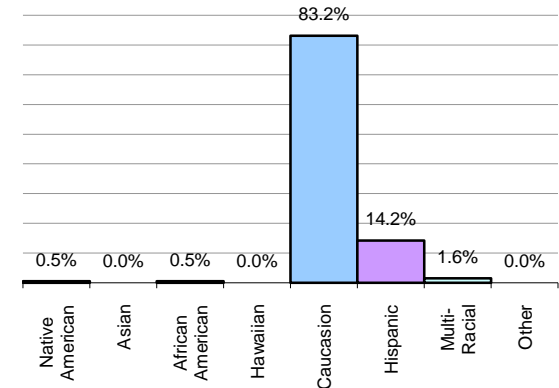
5827 North Orleans Road, Orleans

Pupils  
07-08  
190

Ed YES!  
07-08  
C

NCLB Phase  
07-08  
Phase 0

## Ethnicity 2007-2008



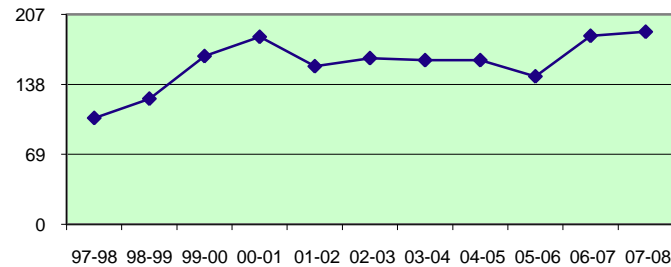
## Academic:

Instruction Type: Progressive  
Average Teacher Salary (06-07): \$44,072  
Teacher/Student Ratio (06-07): 1:27  
Attendance (07-08): 88.3%  
Graduation Rate (07-08): NA

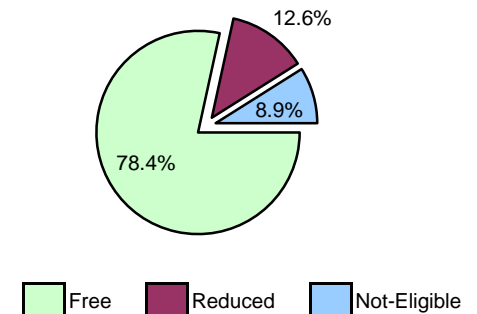
## Financial:

Foundation Grant (06-07): \$7,085  
Fund Balance (06-07): \$86,247  
Percent Operating Expenditures Spent On Instruction (06-07): 51.1%

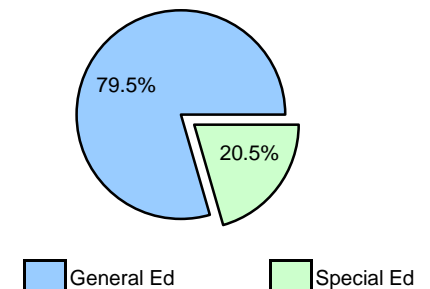
## Pupil Count Trend



## Free /Reduced Lunch Eligibility 2007-2008



## General and Special Ed Status 2007-2008



## Achievement (Percent Proficient on MEAP):

2007-2008	Academy	Greenville Public Schools	State Average
ELA 3	59.3%	80.5%	80.9%
ELA 4	14.3%	77.5%	76.3%
ELA 5	31.6%	85.1%	77.6%
ELA 6	62.5%	82.0%	79.6%
ELA 7		77.7%	74.4%
ELA 8		77.1%	75.3%
MME ELA		51.9%	52.3%
Math 3	66.7%	92.6%	90.2%
Math 4	33.3%	91.0%	85.8%
Math 5	31.6%	85.8%	74.2%
Math 6	56.3%	81.4%	72.7%
Math 7		74.7%	72.7%
Math 8		82.4%	71.6%
MME Math		52.7%	46.2%

## Academy Comments:

# Timberland Academy

Grades in 2007-2008:

K-8, Spec

School Opened: 1998

Current Contract Term: 2008 through 2009

## Mission Statement:

Working in partnership with parents and community, the Timberland Charter Academy will offer a challenging, character-based education. By providing a strong curriculum and an atmosphere of high expectations, students can master basic skills and realize full academic potential in preparation for higher education and life-long learning.

Educational Service Provider: National Heritage Academies

Authorizer: Grand Valley State University

## Grades

K-8, Spec

## Address

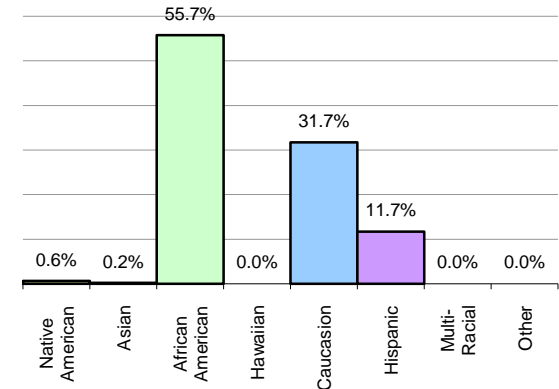
2574 McLaughlin Road, Muskegon

Pupils  
07-08  
470

Ed YES!  
07-08  
C

NCLB Phase  
07-08  
Phase 0

## Ethnicity 2007-2008



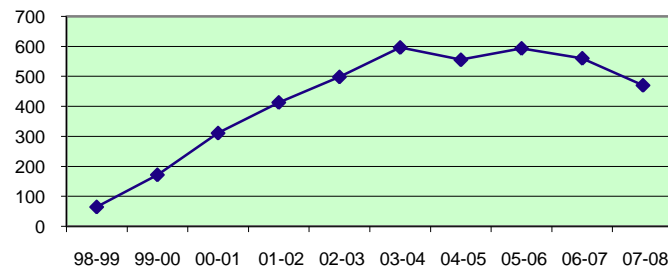
## Academic:

Instruction Type: Traditional  
Average Teacher Salary (06-07): \$35,567  
Teacher/Student Ratio (06-07): 1:14  
Attendance (07-08): 93.6%  
Graduation Rate (07-08): NA

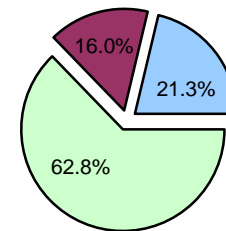
## Financial:

Foundation Grant (06-07): \$7,385  
Fund Balance (06-07): \$45,240  
Percent Operating Expenditures Spent On Instruction (06-07): 51.8%

## Pupil Count Trend

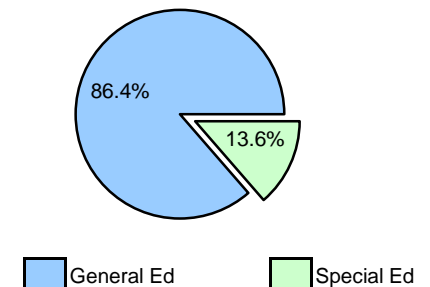


## Free /Reduced Lunch Eligibility 2007-2008



Free Reduced Not-Eligible

## General and Special Ed Status 2007-2008



General Ed Special Ed

## Achievement (Percent Proficient on MEAP):

2007-2008	Academy	Muskegon City School District	State Average
ELA 3	62.5%	68.7%	80.9%
ELA 4	58.8%	53.5%	76.3%
ELA 5	44.7%	56.2%	77.6%
ELA 6	70.0%	51.0%	79.6%
ELA 7	60.5%	42.4%	74.4%
ELA 8	64.5%	48.4%	75.3%
MME ELA		28.7%	52.3%
Math 3	79.7%	72.6%	90.2%
Math 4	72.5%	66.5%	85.8%
Math 5	47.9%	52.4%	74.2%
Math 6	65.0%	51.0%	72.7%
Math 7	58.1%	40.3%	72.7%
Math 8	58.1%	49.4%	71.6%
MME Math		23.4%	46.2%

## Academy Comments:



# Timbuktu Academy of Science and Technology

Grades in 2007-2008:

K-8, Spec

**School Opened:** 1997 **Current Contract Term:** 2001 through 2008

## Mission Statement:

The mission of Timbuktu Academy of Science and Technology in cooperation with its community village is to foster high academic achievement among our children, particularly in the sciences and technology and to instill in them a sense of pride by reinforcing group identity and self-esteem through knowledge of African and African-American History and accomplishments.

**Educational Service Provider:** Self-managed

**Authorizer:** Detroit Public Schools

## Grades

K-8, Spec

## Address

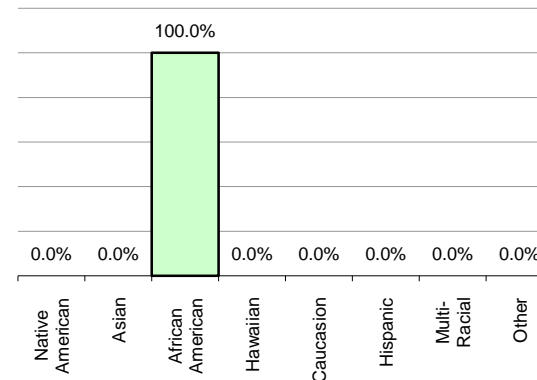
10800 East Canfield, Detroit

**Pupils  
07-08**  
288

**Ed YES!  
07-08**  
C

**NCLB Phase  
07-08**  
Phase 0

## Ethnicity 2007-2008



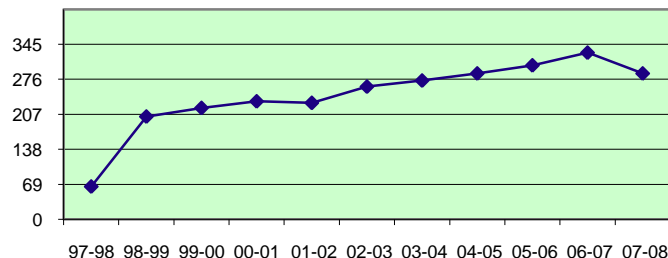
## Academic:

Instruction Type: Traditional  
Average Teacher Salary (06-07): \$38,637  
Teacher/Student Ratio (06-07): 1:16  
Attendance (07-08): 88.0%  
Graduation Rate (07-08): NA

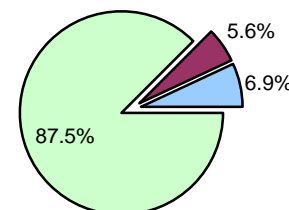
## Financial:

Foundation Grant (06-07): \$7,385  
Fund Balance (06-07): \$456,066  
Percent Operating Expenditures Spent On Instruction (06-07): 58.9%

## Pupil Count Trend



## Free /Reduced Lunch Eligibility 2007-2008

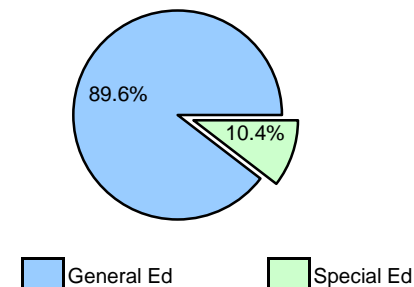


## Achievement (Percent Proficient on MEAP):

2007-2008	Academy	Detroit City School District	State Average
ELA 3	55.6%	62.4%	80.9%
ELA 4	72.4%	52.1%	76.3%
ELA 5	55.2%	51.0%	77.6%
ELA 6	34.1%	50.9%	79.6%
ELA 7	32.3%	41.9%	74.4%
ELA 8	58.5%	49.0%	75.3%
MME ELA		26.0%	52.3%
Math 3	96.3%	70.0%	90.2%
Math 4	75.9%	63.7%	85.8%
Math 5	40.0%	44.1%	74.2%
Math 6	24.4%	39.2%	72.7%
Math 7	30.3%	43.5%	72.7%
Math 8	35.7%	38.5%	71.6%
MME Math		14.3%	46.2%

Free Reduced Not-Eligible

## General and Special Ed Status 2007-2008



## Academy Comments:

# Traverse City College Preparatory Academy

Grades in 2007-2008: 9-12, Spec

School Opened: 2007 Current Contract Term: 2007 through 2014  
Mission Statement:

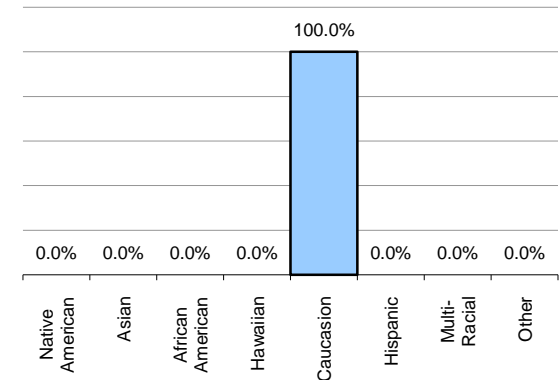
Educational Service Provider: Leona Group

Authorizer: Bay Mills Community College

Grades: 9-12, Spec Address: 1402 Carlisle Road, Traverse City

Pupils 07-08: 50 Ed YES! 07-08: No Grade NCLB Phase 07-08: Phase 0

Ethnicity 2007-2008



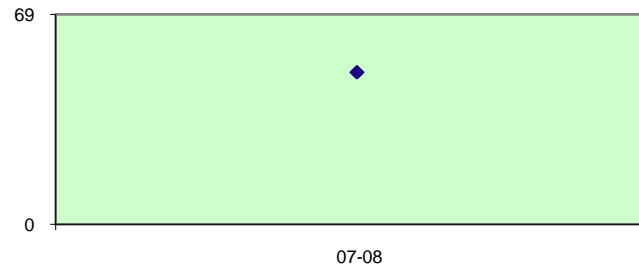
## Academic:

Instruction Type: NDA\*  
Average Teacher Salary (06-07): NDA\*  
Teacher/Student Ratio (06-07): NDA\*  
Attendance (07-08): NDA\*  
Graduation Rate (07-08): NDA\*

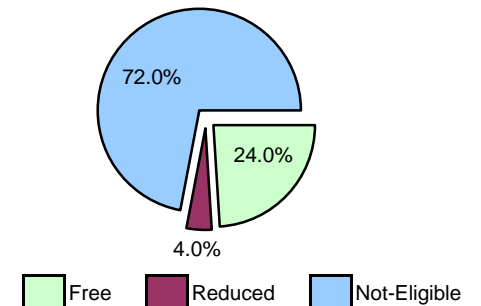
## Financial:

Foundation Grant (06-07): NDA\*  
Fund Balance (06-07): NDA\*  
Percent Operating Expenditures Spent On Instruction (06-07): NDA\*

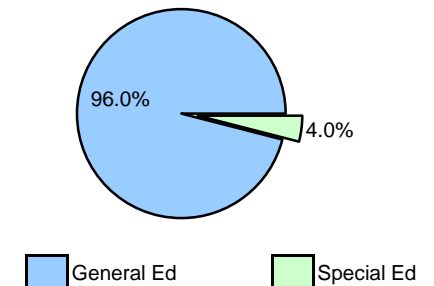
Pupil Count Trend



Free /Reduced Lunch Eligibility 2007-2008



General and Special Ed Status 2007-2008



Achievement (Percent Proficient on MEAP):

2007-2008	Academy	Traverse City Area Public Schools	State Average
ELA 3		82.0%	80.9%
ELA 4		84.6%	76.3%
ELA 5		87.3%	77.6%
ELA 6		91.5%	79.6%
ELA 7		86.8%	74.4%
ELA 8		86.0%	75.3%
MME ELA	33.3%	62.8%	52.3%
Math 3		92.1%	90.2%
Math 4		87.6%	85.8%
Math 5		77.9%	74.2%
Math 6		77.4%	72.7%
Math 7		80.9%	72.7%
Math 8		82.1%	71.6%
MME Math	25.0%	59.3%	46.2%

## Academy Comments:

# Trillium Academy

Grades in 2007-2008: K-11, Spec

School Opened: 2002 Current Contract Term: 2007 through 2012

## Mission Statement:

Trillium Academy cultivates life-long learners by embracing each child's individuality and passions.

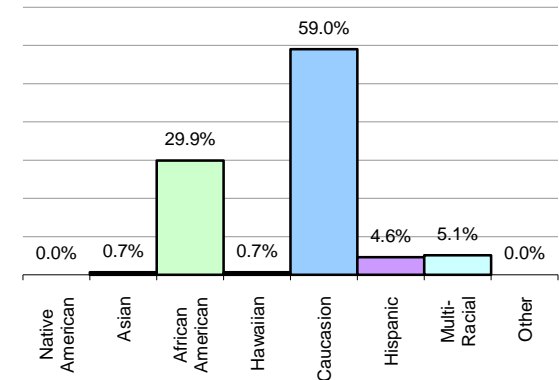
Educational Service Provider: Romine Group

Authorizer: Central Michigan University

Grades: K-11, Spec  
Address: 15740 Racho Road, Taylor

Pupils 07-08: 608  
Ed YES! 07-08: B  
NCLB Phase 07-08: Phase 0

## Ethnicity 2007-2008



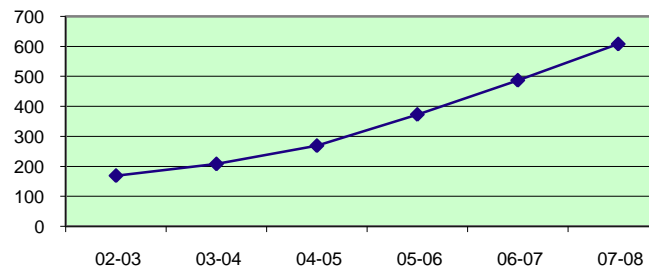
## Academic:

Instruction Type: Progressive  
Average Teacher Salary (06-07): \$37,346  
Teacher/Student Ratio (06-07): 1:21  
Attendance (07-08): 94.7%  
Graduation Rate (07-08): NA

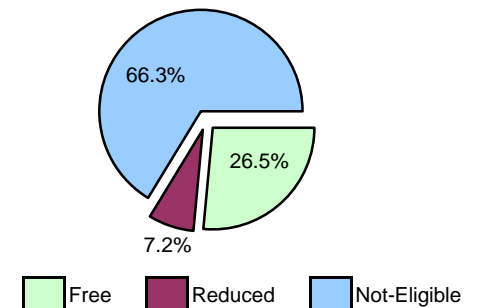
## Financial:

Foundation Grant (06-07): \$7,385  
Fund Balance (06-07): \$43,043  
Percent Operating Expenditures Spent On Instruction (06-07): 59.6%

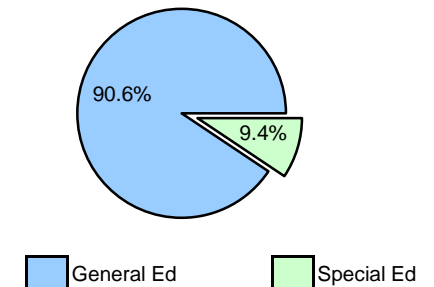
## Pupil Count Trend



## Free /Reduced Lunch Eligibility 2007-2008



## General and Special Ed Status 2007-2008



## Achievement (Percent Proficient on MEAP):

2007-2008	Academy	Taylor School District	State Average
ELA 3	64.2%	70.2%	80.9%
ELA 4	51.0%	61.3%	76.3%
ELA 5	58.5%	64.5%	77.6%
ELA 6	72.0%	70.8%	79.6%
ELA 7	66.7%	60.5%	74.4%
ELA 8	72.0%	62.5%	75.3%
MME ELA	22.2%	29.9%	52.3%
Math 3	73.1%	87.1%	90.2%
Math 4	74.5%	79.8%	85.8%
Math 5	51.9%	61.3%	74.2%
Math 6	46.0%	53.2%	72.7%
Math 7	45.1%	58.4%	72.7%
Math 8	58.3%	58.3%	71.6%
MME Math	21.1%	19.9%	46.2%

## Academy Comments:

# Triumph Academy

Grades in 2007-2008:

K-8, Spec

School Opened: 2004

Current Contract Term: 2004 through 2012

Mission Statement:

Educational Service Provider: National Heritage Academies

Authorizer: Bay Mills Community College

Grades

K-8, Spec

Address

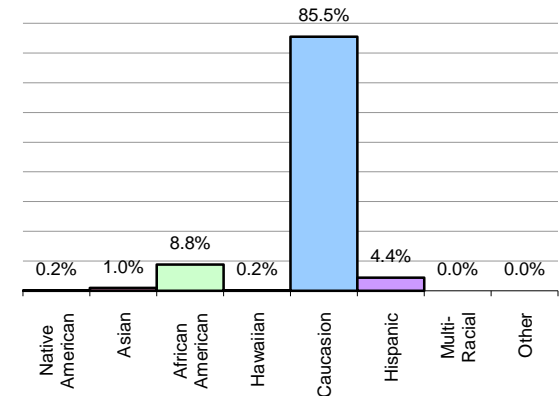
3000 Vivian Road, Monroe

Pupils  
07-08  
613

Ed YES!  
07-08  
B

NCLB Phase  
07-08  
Phase 0

Ethnicity  
2007-2008



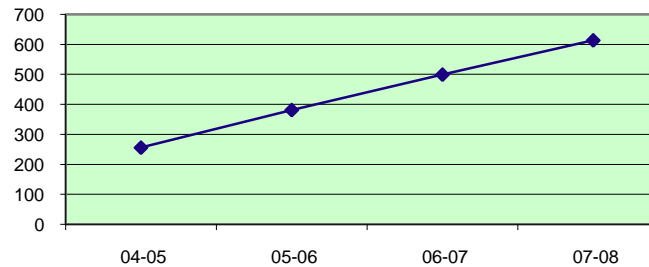
## Academic:

Instruction Type: Traditional  
Average Teacher Salary (06-07): \$32,465  
Teacher/Student Ratio (06-07): 1:25  
Attendance (07-08): 93.3%  
Graduation Rate (07-08): NA

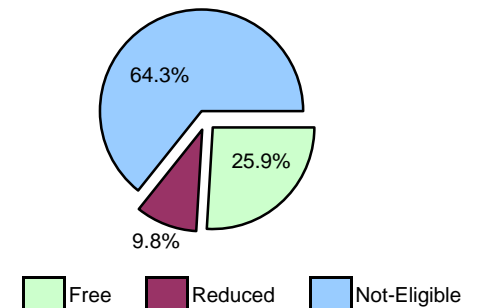
## Financial:

Foundation Grant (06-07): \$7,385  
Fund Balance (06-07): \$80,373  
Percent Operating Expenditures Spent On Instruction (06-07): 39.4%

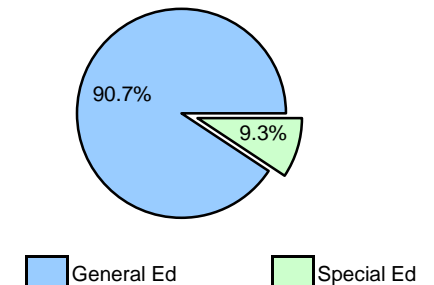
Pupil Count Trend



Free /Reduced Lunch Eligibility  
2007-2008



General and Special Ed Status  
2007-2008



Achievement (Percent Proficient on MEAP):

2007-2008	Academy	Jefferson Schools (Monroe)	State Average
ELA 3	77.8%	87.0%	80.9%
ELA 4	68.1%	80.7%	76.3%
ELA 5	66.2%	81.3%	77.6%
ELA 6	81.4%	79.5%	79.6%
ELA 7	67.5%	73.9%	74.4%
ELA 8	84.6%	83.9%	75.3%
MME ELA		47.0%	52.3%
Math 3	91.4%	95.0%	90.2%
Math 4	81.2%	84.5%	85.8%
Math 5	73.2%	72.4%	74.2%
Math 6	72.9%	77.5%	72.7%
Math 7	70.0%	70.6%	72.7%
Math 8	70.4%	81.2%	71.6%
MME Math		39.2%	46.2%

## Academy Comments:

# Tri-Valley Academy of Arts and Academics

Grades in 2007-2008:

K-8, Spec

School Opened: 1995 Current Contract Term: NA through NA

## Mission Statement:

It is the mission of the Tri-Valley Academy of Arts & Academics staff and administration to provide a positive school environment to ensure education for all students. A comprehensive curriculum integrating the arts and academics is offered to develop students' creative potential. Students will leave the Tri-Valley Academy of Arts & Academics with the essential skills to become visionary citizens in an ever-changing world.

Educational Service Provider: Choice Schools Associates

Authorizer: Grand Valley State University

## Grades

K-8, Spec

## Address

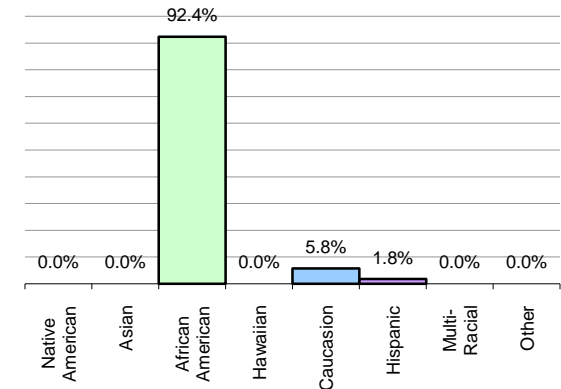
2140 Valley Street, Muskegon

Pupils  
07-08  
189

Ed YES!  
07-08  
D-Alert

NCLB Phase  
07-08  
Phase 0

## Ethnicity 2007-2008



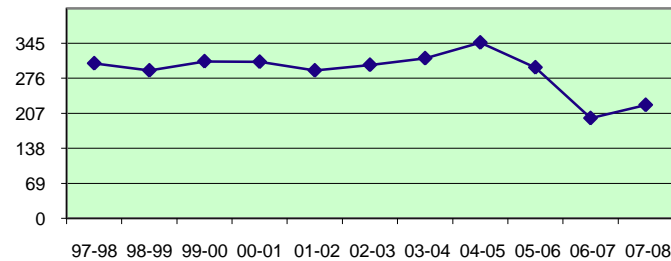
## Academic:

Instruction Type: Progressive  
Average Teacher Salary (06-07): \$14,279  
Teacher/Student Ratio (06-07): 1:15  
Attendance (07-08): 100.0%  
Graduation Rate (07-08): NA

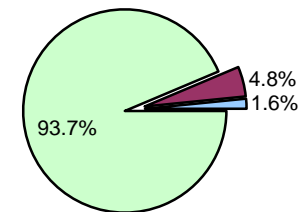
## Financial:

Foundation Grant (06-07): \$7,385  
Fund Balance (06-07): \$379,727  
Percent Operating Expenditures Spent On Instruction (06-07): 37.6%

## Pupil Count Trend

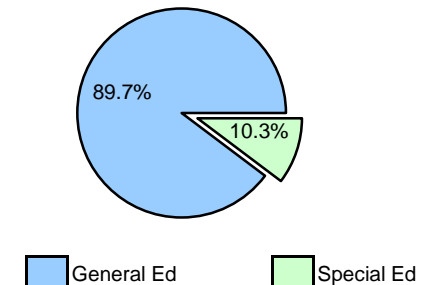


## Free /Reduced Lunch Eligibility 2007-2008



Free Reduced Not-Eligible

## General and Special Ed Status 2007-2008



General Ed Special Ed

## Achievement (Percent Proficient on MEAP):

2007-2008	Academy	Muskegon City School District	State Average
ELA 3	45.8%	68.7%	80.9%
ELA 4	17.6%	53.5%	76.3%
ELA 5	26.7%	56.2%	77.6%
ELA 6	41.7%	51.0%	79.6%
ELA 7	50.0%	42.4%	74.4%
ELA 8	37.5%	48.4%	75.3%
MME ELA		28.7%	52.3%
Math 3	54.2%	72.6%	90.2%
Math 4	16.7%	66.5%	85.8%
Math 5	0.0%	52.4%	74.2%
Math 6	25.0%	51.0%	72.7%
Math 7	25.0%	40.3%	72.7%
Math 8	25.0%	49.4%	71.6%
MME Math		23.4%	46.2%

## Academy Comments:

# Universal Academy

Grades in 2007-2008:

K-12, Spec

**School Opened:** 1998 **Current Contract Term:** 2005 through 2010

## Mission Statement:

The mission of Universal Academy is to provide students with a quality education that focuses on Michigan core curriculum and international cultures, including the study of a language, culture and history different from our own. The Academy shall provide an education of the whole child by integrating the different aspects of the children's learning and lives so as to make them more meaningful.

**Educational Service Provider:** Hamadeh Educational Services

**Authorizer:** Oakland University

**Grades**  
K-12, Spec

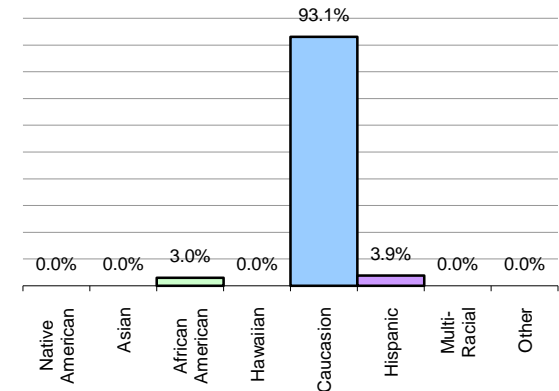
**Address**  
4612 Lonyo Street, Detroit

**Pupils**  
07-08  
493

**Ed YES!**  
07-08  
C

**NCLB Phase**  
07-08  
Phase 0

**Ethnicity**  
2007-2008



## Academic:

Instruction Type: Progressive

Average Teacher Salary (06-07): \$41,692

Teacher/Student Ratio (06-07): 1:20

Attendance (07-08): 93.9%

Graduation Rate (07-08): NA

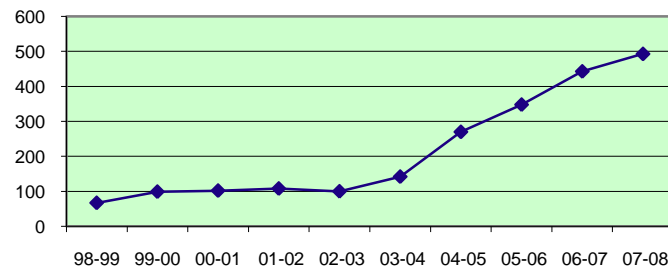
## Financial:

Foundation Grant (06-07): \$7,385

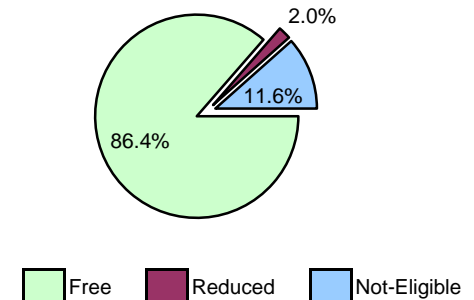
Fund Balance (06-07): \$1,463,664

Percent Operating Expenditures Spent On Instruction (06-07): 38.9%

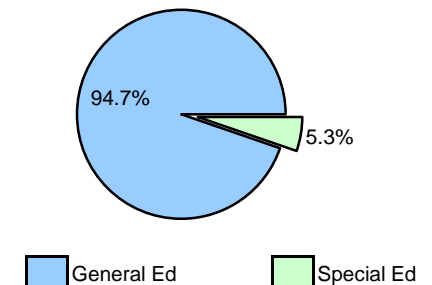
**Pupil Count Trend**



**Free /Reduced Lunch Eligibility**  
2007-2008



**General and Special Ed Status**  
2007-2008



**Achievement (Percent Proficient on MEAP):**

2007-2008	Academy	Detroit City School District	State Average
ELA 3	64.7%	62.4%	80.9%
ELA 4	17.6%	52.1%	76.3%
ELA 5	30.0%	51.0%	77.6%
ELA 6	47.3%	50.9%	79.6%
ELA 7	25.0%	41.9%	74.4%
ELA 8	38.6%	49.0%	75.3%
MME ELA	26.3%	26.0%	52.3%
Math 3	78.8%	70.0%	90.2%
Math 4	55.6%	63.7%	85.8%
Math 5	33.3%	44.1%	74.2%
Math 6	38.2%	39.2%	72.7%
Math 7	50.8%	43.5%	72.7%
Math 8	36.2%	38.5%	71.6%
MME Math	31.6%	14.3%	46.2%

## Academy Comments:

# Universal Learning Academy

Grades in 2007-2008:

K-4, Spec

**School Opened:** 2004 **Current Contract Term:** 2004 through 2012

## Mission Statement:

The mission of Universal Learning Academy is to ensure a safe and orderly learning environment where students receive quality education that focuses on the Michigan Curriculum Framework (MCF), Middle eastern and other international cultures and languages, so as to become productive citizens and independent lifelong learners in an ever-changing global society. The Academy also strives to engage all stakeholders, including our highly qualified and committed staff, in realizing the Academy's educational goals.

**Educational Service Provider:** Hamadeh Educational Services

**Authorizer:** Bay Mills Community College

## Grades

K-4, Spec

## Address

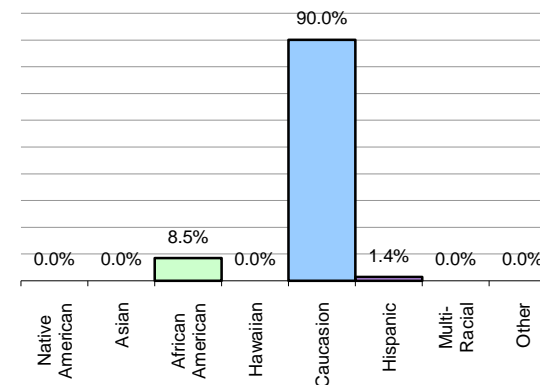
24480 George Street, Dearborn Heights

**Pupils**  
**07-08**  
148

**Ed YES!**  
**07-08**  
NA

**NCLB Phase**  
**07-08**  
NA

**Ethnicity**  
**2007-2008**



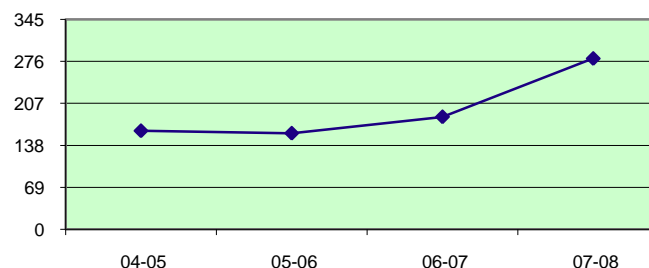
## Academic:

Instruction Type: Traditional  
Average Teacher Salary (06-07): \$51,408  
Teacher/Student Ratio (06-07): 1:33  
Attendance (07-08): 92.7%  
Graduation Rate (07-08): NA

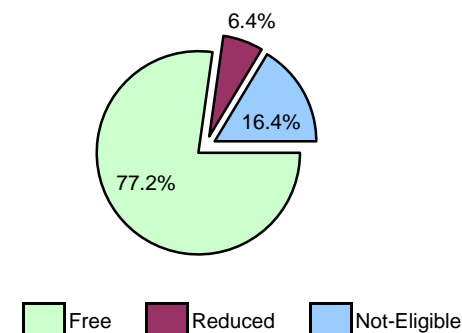
## Financial:

Foundation Grant (06-07): \$7,085  
Fund Balance (06-07): \$1,189,197  
Percent Operating Expenditures Spent On Instruction (06-07): 47.3%

**Pupil Count Trend**



**Free /Reduced Lunch Eligibility**  
**2007-2008**

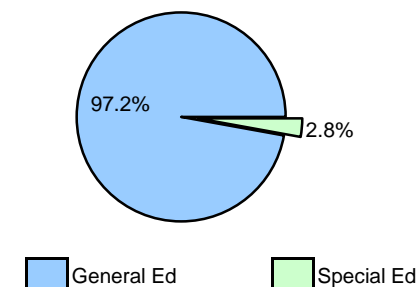


## Academy Comments:

**Achievement (Percent Proficient on MEAP):**

2007-2008	Academy	Dearborn Heights School District #7	State Average
ELA 3	64.4%	81.2%	80.9%
ELA 4	51.4%	68.6%	76.3%
ELA 5		76.5%	77.6%
ELA 6		76.5%	79.6%
ELA 7		73.3%	74.4%
ELA 8		72.3%	75.3%
MME ELA		48.1%	52.3%
Math 3	91.1%	90.0%	90.2%
Math 4	89.2%	83.2%	85.8%
Math 5		72.2%	74.2%
Math 6		75.1%	72.7%
Math 7		66.2%	72.7%
Math 8		67.6%	71.6%
MME Math		43.5%	46.2%

**General and Special Ed Status**  
**2007-2008**





# University Preparatory Academy

Grades in 2007-2008:

K-12, Spec

School Opened: 2000 Current Contract Term: NA through NA

## Mission Statement:

The mission of University Preparatory Academy is to design and implement an improved learning organization for urban, middle- and high-school students that will prepare them more effectively for high school graduation and post-secondary education than the traditional learning formats.

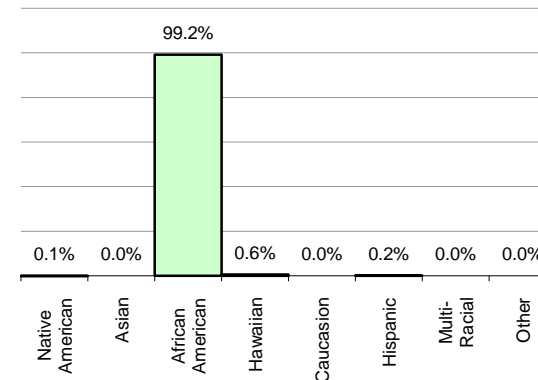
Educational Service Provider: New Urban Learning

Authorizer: Grand Valley State University

Grades	Address
K-5, Spec	957 Holden, Detroit
6-8, Spec	5310 St. Antoine, Detroit
9-12, Spec	600 Antoinette, Detroit

Pupils 07-08	Ed YES! 07-08	NCLB Phase 07-08
353	B	Phase 0
357	C	Phase 0
515	D-Alert	Phase 2

Ethnicity  
2007-2008



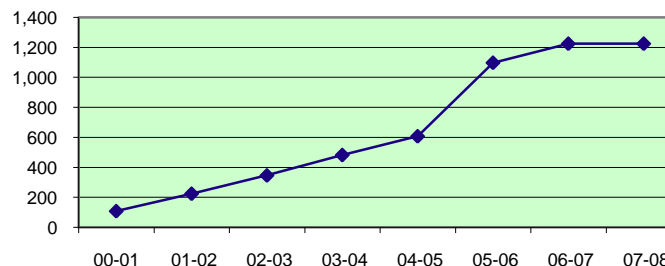
## Academic:

Instruction Type:	Progressive
Average Teacher Salary (06-07):	NDA*
Teacher/Student Ratio (06-07):	NDA*
Attendance (07-08):	92.3%
Graduation Rate (07-08):	92.8%

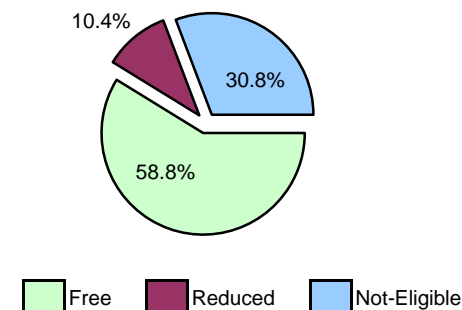
## Financial:

Foundation Grant (06-07):	\$7,385
Fund Balance (06-07):	\$392,113
Percent Operating Expenditures Spent On Instruction (06-07):	59.2%

Pupil Count Trend



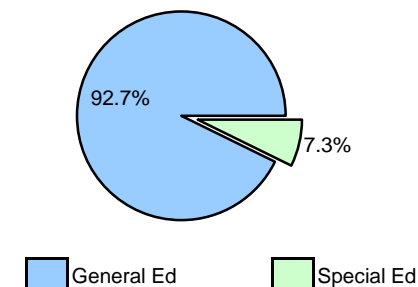
Free /Reduced Lunch Eligibility  
2007-2008



Achievement (Percent Proficient on MEAP):

2007-2008	Academy	Detroit City School District	State Average
ELA 3	73.4%	62.4%	80.9%
ELA 4	61.9%	52.1%	76.3%
ELA 5	46.9%	51.0%	77.6%
ELA 6	67.2%	50.9%	79.6%
ELA 7	66.1%	41.9%	74.4%
ELA 8	73.5%	49.0%	75.3%
MME ELA	18.0%	26.0%	52.3%
Math 3	87.5%	70.0%	90.2%
Math 4	62.5%	63.7%	85.8%
Math 5	43.8%	44.1%	74.2%
Math 6	48.7%	39.2%	72.7%
Math 7	67.0%	43.5%	72.7%
Math 8	48.3%	38.5%	71.6%
MME Math	7.0%	14.3%	46.2%

General and Special Ed Status  
2007-2008



## Academy Comments:

# Vanderbilt Charter Academy

Grades in 2007-2008:

K-8, Spec

**School Opened:** 1996 **Current Contract Term:** 2008 through 2009

## Mission Statement:

The staff of Vanderbilt Academy, in partnership with parents, students and board members, accepts the responsibility to create a learning environment which enables students to realize their full potential in character and academics.

**Educational Service Provider:** National Heritage Academies

**Authorizer:** Grand Valley State University

## Grades

K-8, Spec

## Address

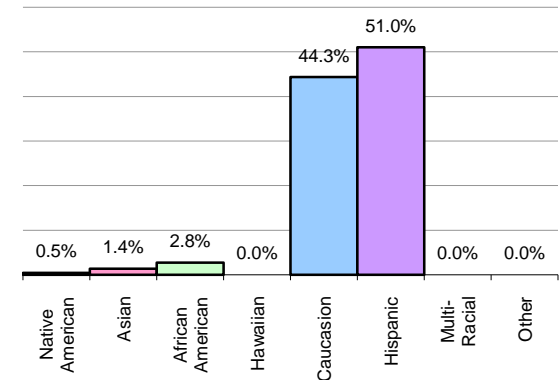
301 W. 16th Street, Holland

**Pupils  
07-08**  
433

**Ed YES!  
07-08**  
A

**NCLB Phase  
07-08**  
Phase 0

## Ethnicity 2007-2008



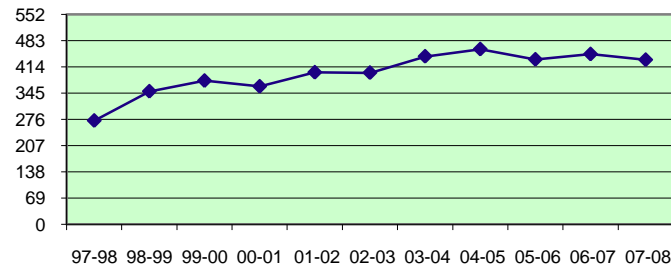
## Academic:

Instruction Type: Traditional  
Average Teacher Salary (06-07): \$43,642  
Teacher/Student Ratio (06-07): 1:20  
Attendance (07-08): 95.0%  
Graduation Rate (07-08): NA

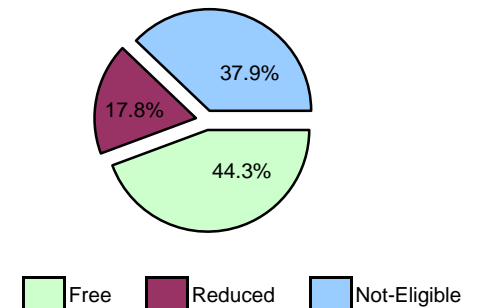
## Financial:

Foundation Grant (06-07): \$7,223  
Fund Balance (06-07): \$71,108  
Percent Operating Expenditures Spent On Instruction (06-07): 50.1%

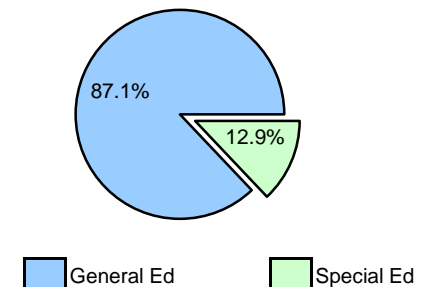
## Pupil Count Trend



## Free /Reduced Lunch Eligibility 2007-2008



## General and Special Ed Status 2007-2008



## Achievement (Percent Proficient on MEAP):

2007-2008	Academy	Holland City School District	State Average
ELA 3	95.7%	80.8%	80.9%
ELA 4	78.8%	71.5%	76.3%
ELA 5	85.2%	75.2%	77.6%
ELA 6	86.5%	75.7%	79.6%
ELA 7	72.5%	69.5%	74.4%
ELA 8	87.0%	68.3%	75.3%
MME ELA		59.9%	52.3%
Math 3	100.0%	87.3%	90.2%
Math 4	88.0%	82.2%	85.8%
Math 5	87.0%	70.6%	74.2%
Math 6	81.1%	70.9%	72.7%
Math 7	80.0%	68.8%	72.7%
Math 8	87.0%	69.4%	71.6%
MME Math		52.2%	46.2%

## Academy Comments:

# Vanguard Charter Academy

Grades in 2007-2008:

K-8, Spec

**School Opened:** 1996 **Current Contract Term:** 2008 through 2009

## Mission Statement:

Working in partnership with parents and community, Vanguard Charter Academy will offer a challenging, character based education. By providing a strong curriculum and an atmosphere of high expectations, students can master basic skills and realize full academic potential in preparation for higher education and life-long learning.

**Educational Service Provider:** National Heritage Academies

**Authorizer:** Grand Valley State University

## Grades

K-8, Spec

## Address

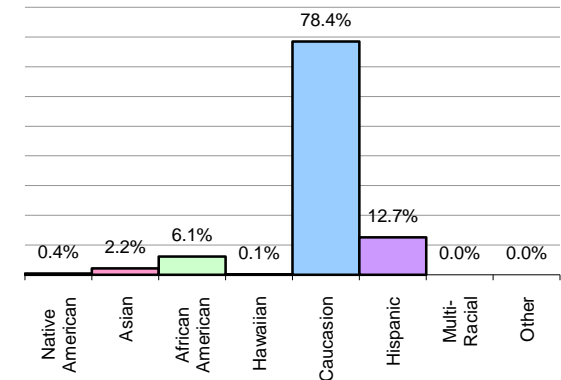
1620 52nd Street SW, Wyoming

**Pupils  
07-08**  
719

**Ed YES!  
07-08**  
A

**NCLB Phase  
07-08**  
Phase 0

## Ethnicity 2007-2008



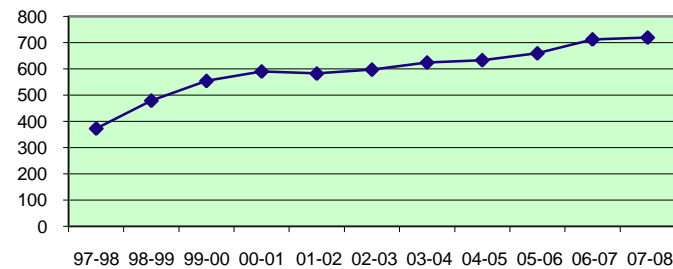
## Academic:

Instruction Type: Traditional  
Average Teacher Salary (06-07): \$40,972  
Teacher/Student Ratio (06-07): 1:22  
Attendance (07-08): 95.1%  
Graduation Rate (07-08): NA

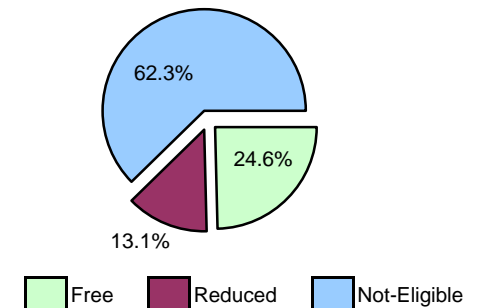
## Financial:

Foundation Grant (06-07): \$7,113  
Fund Balance (06-07): \$15,988  
Percent Operating Expenditures Spent On Instruction (06-07): 43.1%

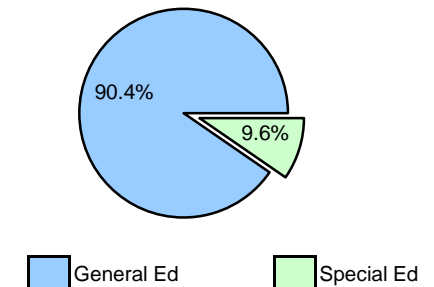
## Pupil Count Trend



## Free /Reduced Lunch Eligibility 2007-2008



## General and Special Ed Status 2007-2008



## Achievement (Percent Proficient on MEAP):

2007-2008	Academy	Wyoming Public Schools	State Average
ELA 3	92.1%	79.4%	80.9%
ELA 4	85.1%	76.5%	76.3%
ELA 5	93.7%	75.2%	77.6%
ELA 6	87.0%	81.6%	79.6%
ELA 7	85.9%	71.6%	74.4%
ELA 8	87.3%	77.8%	75.3%
MME ELA		39.4%	52.3%
Math 3	97.4%	92.5%	90.2%
Math 4	93.2%	91.8%	85.8%
Math 5	88.6%	76.0%	74.2%
Math 6	79.2%	71.0%	72.7%
Math 7	81.3%	74.9%	72.7%
Math 8	80.3%	79.1%	71.6%
MME Math		30.8%	46.2%

## Academy Comments:

# Victory Academy Charter School

Grades in 2007-2008:

K-6, Spec

School Opened: 2006

Current Contract Term: 2004 through 2012

Mission Statement:

Educational Service Provider: Global Educational Excellence

Authorizer: Bay Mills Community College

Grades

K-6, Spec

Address

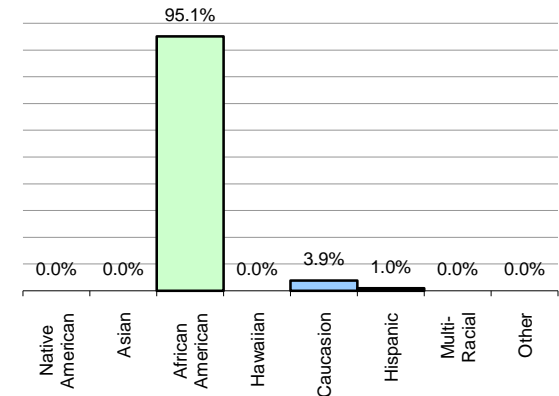
855 Jefferson, Ypsilanti

Pupils  
07-08  
103

Ed YES!  
07-08  
No Grade

NCLB Phase  
07-08  
Phase 0

Ethnicity  
2007-2008



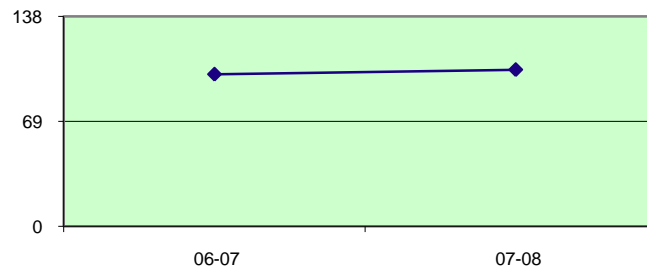
## Academic:

Instruction Type: NDA\*  
Average Teacher Salary (06-07): \$43,948  
Teacher/Student Ratio (06-07): 1:13  
Attendance (07-08): 88.8%  
Graduation Rate (07-08): NA

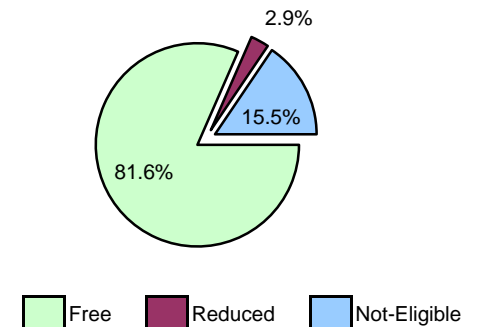
## Financial:

Foundation Grant (06-07): \$7,385  
Fund Balance (06-07): \$26,256  
Percent Operating Expenditures Spent On Instruction (06-07): 47.7%

Pupil Count Trend



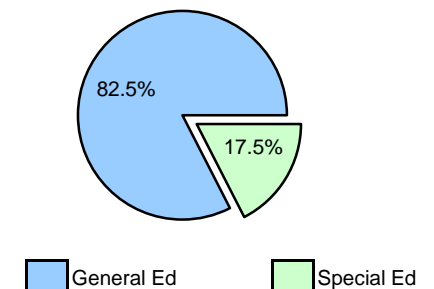
Free /Reduced Lunch Eligibility  
2007-2008



Achievement (Percent Proficient on MEAP):

2007-2008	Academy	School District Of Ypsilanti	State Average
ELA 3	69.2%	69.0%	80.9%
ELA 4	37.5%	60.9%	76.3%
ELA 5	54.5%	69.4%	77.6%
ELA 6	45.5%	69.0%	79.6%
ELA 7		62.5%	74.4%
ELA 8		56.9%	75.3%
MME ELA		33.3%	52.3%
Math 3	84.6%	75.2%	90.2%
Math 4	66.7%	73.1%	85.8%
Math 5	63.6%	65.6%	74.2%
Math 6	27.3%	57.3%	72.7%
Math 7		57.4%	72.7%
Math 8		55.9%	71.6%
MME Math		31.5%	46.2%

General and Special Ed Status  
2007-2008



## Academy Comments:

# Vista Charter Academy

Grades in 2007-2008:

K-8, Spec

**School Opened:** 1996 **Current Contract Term:** 2004 through 2012

## Mission Statement:

Working in partnership with parents and community, Vista Charter Academy will offer a challenging, character-based education to all enrolled students.

**Educational Service Provider:** National Heritage Academies

**Authorizer:** Bay Mills Community College

## Grades

K-8, Spec

## Address

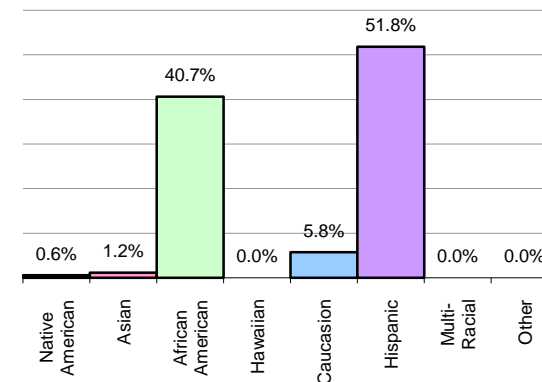
711 32nd Street SE, Wyoming

**Pupils  
07-08**  
691

**Ed YES!  
07-08**  
B

**NCLB Phase  
07-08**  
Phase 0

## Ethnicity 2007-2008



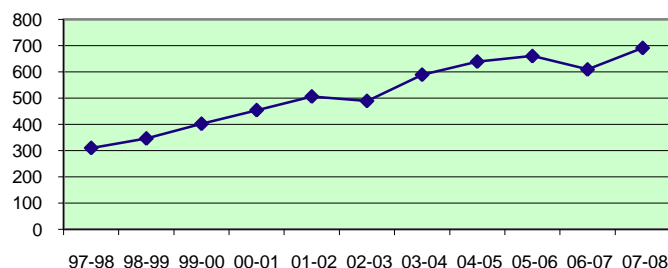
## Academic:

Instruction Type: Traditional  
Average Teacher Salary (06-07): \$37,656  
Teacher/Student Ratio (06-07): 1:22  
Attendance (07-08): 91.2%  
Graduation Rate (07-08): NA

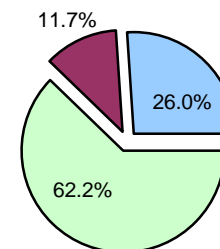
## Financial:

Foundation Grant (06-07): \$7,385  
Fund Balance (06-07): \$54,515  
Percent Operating Expenditures Spent On Instruction (06-07): 45.4%

## Pupil Count Trend

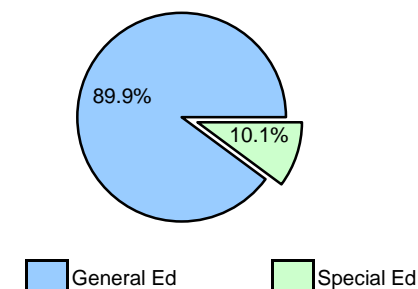


## Free /Reduced Lunch Eligibility 2007-2008



Free Reduced Not-Eligible

## General and Special Ed Status 2007-2008



General Ed Special Ed

## Achievement (Percent Proficient on MEAP):

2007-2008	Academy	Godwin Heights Public Schools	State Average
ELA 3	82.9%	80.8%	80.9%
ELA 4	80.6%	77.1%	76.3%
ELA 5	62.8%	75.2%	77.6%
ELA 6	67.5%	83.1%	79.6%
ELA 7	60.8%	70.0%	74.4%
ELA 8	62.3%	78.8%	75.3%
MME ELA		25.3%	52.3%
Math 3	96.1%	92.7%	90.2%
Math 4	87.5%	87.1%	85.8%
Math 5	53.2%	79.7%	74.2%
Math 6	63.6%	71.4%	72.7%
Math 7	57.0%	71.6%	72.7%
Math 8	61.3%	66.9%	71.6%
MME Math		26.1%	46.2%

## Academy Comments:

# Voyageur Academy

Grades in 2007-2008: K-12, Spec

School Opened: 1998 Current Contract Term: 1998 through 2009

## Mission Statement:

Voyageur Academy will create and enhance the educational foundation by providing Voyageur students with the drive and determination to achieve academic excellence through consistent discipline, intense focus and continuous hard work.

Educational Service Provider: Leona Group

Authorizer: Ferris State University

<b>Grades</b>	<b>Address</b>
K-6, Spec	4321 N. Military Street, Detroit
7-12, Spec	1250 Rosa Parks Boulevard, Detroit

## Academic:

Instruction Type:	Progressive
Average Teacher Salary (06-07):	\$45,604
Teacher/Student Ratio (06-07):	1:25
Attendance (07-08):	93.2%
Graduation Rate (07-08):	95.5%

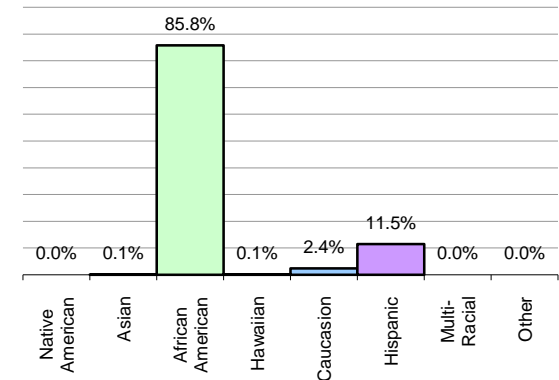
## Financial:

Foundation Grant (06-07):	\$7,385
Fund Balance (06-07):	\$2,133,040
Percent Operating Expenditures Spent On Instruction (06-07):	43.0%

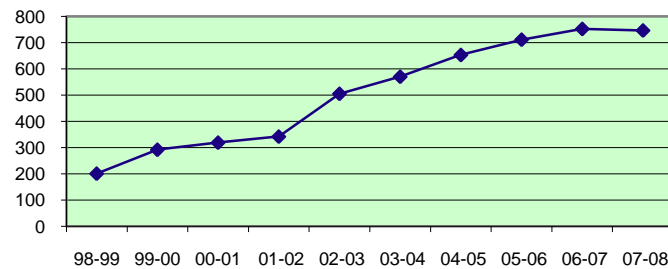
## Academy Comments:

<b>Pupils</b>	<b>Ed YES!</b>	<b>NCLB Phase</b>
<b>07-08</b>	<b>07-08</b>	<b>07-08</b>
340	C	Phase 0
406	C	Phase 0

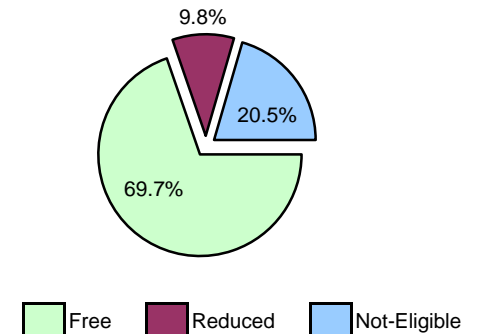
## Ethnicity 2007-2008



## Pupil Count Trend



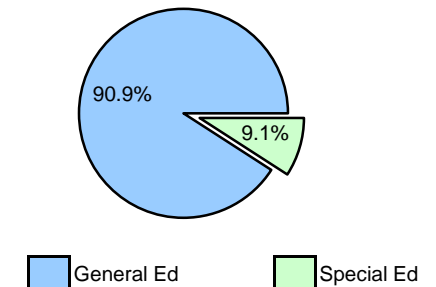
## Free /Reduced Lunch Eligibility 2007-2008



## Achievement (Percent Proficient on MEAP):

2007-2008	Academy	Detroit City School District	State Average
ELA 3	57.1%	62.4%	80.9%
ELA 4	34.0%	52.1%	76.3%
ELA 5	34.0%	51.0%	77.6%
ELA 6	53.1%	50.9%	79.6%
ELA 7	43.1%	41.9%	74.4%
ELA 8	55.4%	49.0%	75.3%
MME ELA	19.7%	26.0%	52.3%
Math 3	80.0%	70.0%	90.2%
Math 4	61.7%	63.7%	85.8%
Math 5	18.4%	44.1%	74.2%
Math 6	28.6%	39.2%	72.7%
Math 7	47.1%	43.5%	72.7%
Math 8	32.1%	38.5%	71.6%
MME Math	6.6%	14.3%	46.2%

## General and Special Ed Status 2007-2008



# Walden Green Montessori

Grades in 2007-2008:

K-8, Spec

School Opened: 1995 Current Contract Term: 2005 through 2012

## Mission Statement:

Walden Green Montessori's mission is to Educate To The Human Potential.

Educational Service Provider: Advance Educational Services

Authorizer: Central Michigan University

## Grades

K-8, Spec

## Address

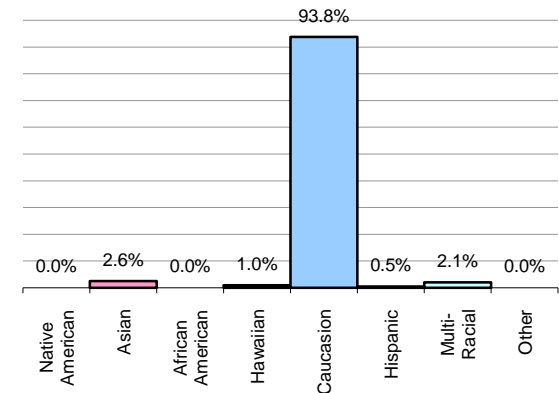
17771 W. Spring Lake Road, Spring Lake

Pupils  
07-08  
193

Ed YES!  
07-08  
A

NCLB Phase  
07-08  
Phase 0

## Ethnicity 2007-2008



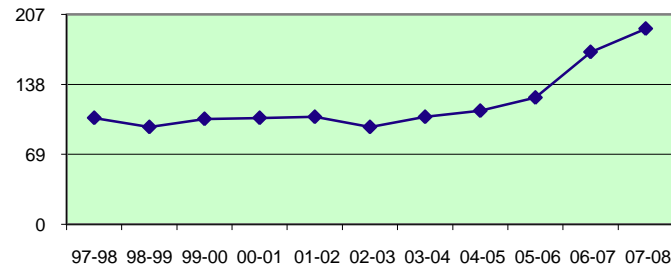
## Academic:

Instruction Type: Progressive  
Average Teacher Salary (06-07): \$54,403  
Teacher/Student Ratio (06-07): 1:28  
Attendance (07-08): 94.6%  
Graduation Rate (07-08): NA

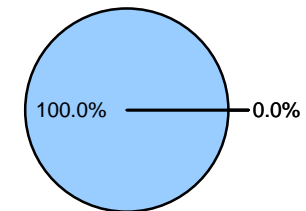
## Financial:

Foundation Grant (06-07): \$7,120  
Fund Balance (06-07): \$37,597  
Percent Operating Expenditures Spent On Instruction (06-07): 66.2%

## Pupil Count Trend



## Free /Reduced Lunch Eligibility 2007-2008

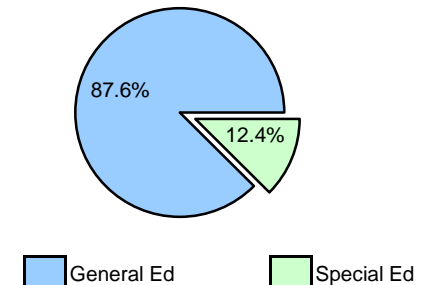


## Achievement (Percent Proficient on MEAP):

2007-2008	Academy	Spring Lake Public Schools	State Average
ELA 3	93.1%	96.8%	80.9%
ELA 4	88.5%	93.3%	76.3%
ELA 5	84.6%	92.5%	77.6%
ELA 6	100.0%	91.3%	79.6%
ELA 7	100.0%	92.0%	74.4%
ELA 8	92.3%	94.2%	75.3%
MME ELA		81.0%	52.3%
Math 3	100.0%	100.0%	90.2%
Math 4	92.3%	96.4%	85.8%
Math 5	69.2%	88.7%	74.2%
Math 6	92.9%	94.1%	72.7%
Math 7	75.0%	89.4%	72.7%
Math 8	92.3%	95.4%	71.6%
MME Math		76.2%	46.2%

Free Reduced Not-Eligible

## General and Special Ed Status 2007-2008



## Academy Comments:



# Walker Charter Academy

Grades in 2007-2008:

K-8, Spec

**School Opened:** 1997 **Current Contract Term:** 2008 through 2009

## Mission Statement:

Working in partnership with parents and community, Walker Charter Academy will offer a challenging, character-based education. By providing a strong curriculum and an atmosphere of high expectations, students can master basic skills and realize full academic potential in preparation for higher education and life-long learning.

**Educational Service Provider:** National Heritage Academies

**Authorizer:** Grand Valley State University

## Grades

K-8, Spec

## Address

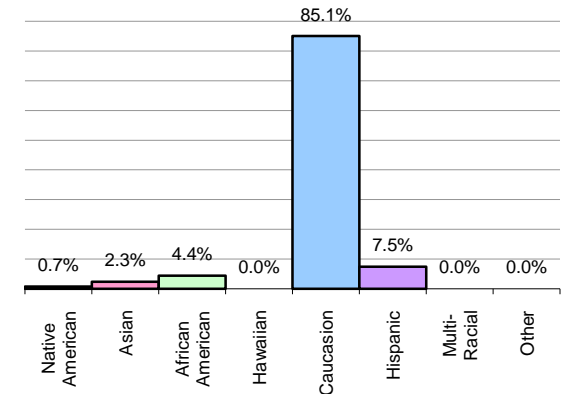
1801 3 Mile Road NW, Walker

**Pupils  
07-08**  
683

**Ed YES!  
07-08**  
A

**NCLB Phase  
07-08**  
Phase 0

## Ethnicity 2007-2008



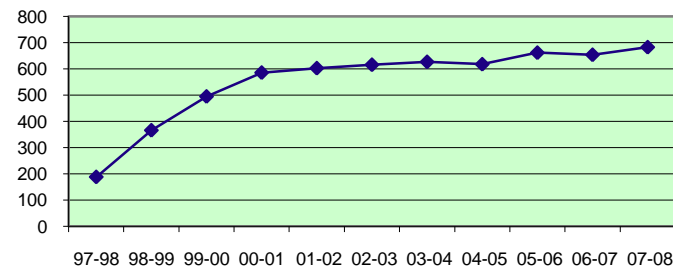
## Academic:

Instruction Type: Traditional  
Average Teacher Salary (06-07): \$40,933  
Teacher/Student Ratio (06-07): 1:23  
Attendance (07-08): 96.2%  
Graduation Rate (07-08): NA

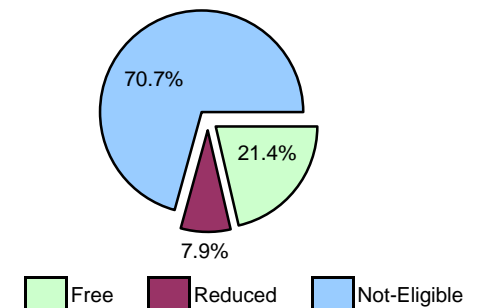
## Financial:

Foundation Grant (06-07): \$7,385  
Fund Balance (06-07): \$51,490  
Percent Operating Expenditures Spent On Instruction (06-07): 40.5%

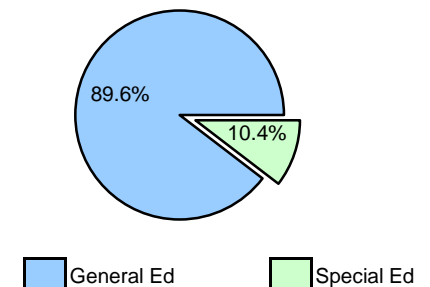
## Pupil Count Trend



## Free /Reduced Lunch Eligibility 2007-2008



## General and Special Ed Status 2007-2008



## Achievement (Percent Proficient on MEAP):

2007-2008	Academy	Kenowa Hills Public Schools	State Average
ELA 3	94.9%	81.7%	80.9%
ELA 4	87.2%	73.8%	76.3%
ELA 5	91.0%	84.7%	77.6%
ELA 6	93.6%	83.9%	79.6%
ELA 7	84.5%	77.4%	74.4%
ELA 8	85.3%	80.9%	75.3%
MME ELA		57.1%	52.3%
Math 3	100.0%	95.0%	90.2%
Math 4	93.6%	83.7%	85.8%
Math 5	89.7%	69.4%	74.2%
Math 6	91.0%	69.6%	72.7%
Math 7	88.7%	77.2%	72.7%
Math 8	80.9%	82.0%	71.6%
MME Math		59.7%	46.2%

## Academy Comments:

# Walton Charter Academy

Grades in 2007-2008:

K-8, Spec

**School Opened:** 1999 **Current Contract Term:** 2008 through 2011

## Mission Statement:

The mission is to ensure students master the academic basics and develop principle-centered lives, foster an ability to think, understand and communicate, imbue a deep sense of individual responsibility, and develop an appreciation for a good work ethic.

**Educational Service Provider:** National Heritage Academies

**Authorizer:** Northern Michigan University

## Grades

K-8, Spec

## Address

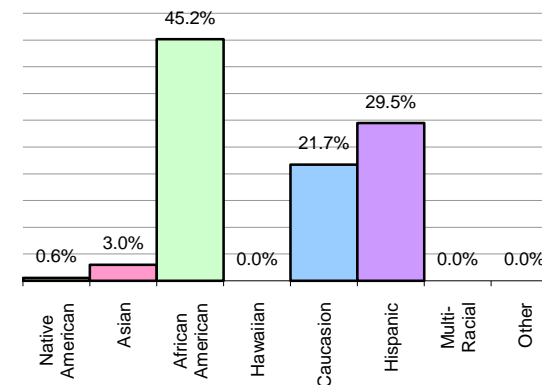
744 E. Walton Boulevard, Pontiac

**Pupils  
07-08**  
695

**Ed YES!  
07-08**  
C

**NCLB Phase  
07-08**  
Phase 0

## Ethnicity 2007-2008



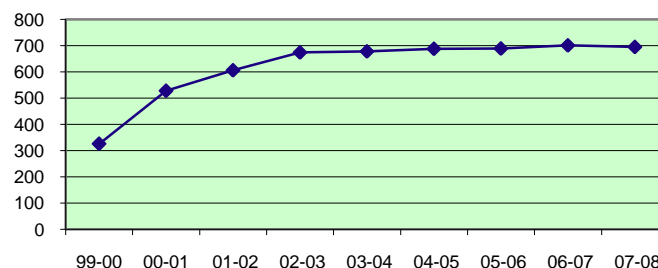
## Academic:

Instruction Type: Traditional  
Average Teacher Salary (06-07): \$39,452  
Teacher/Student Ratio (06-07): 1:24  
Attendance (07-08): 93.4%  
Graduation Rate (07-08): NA

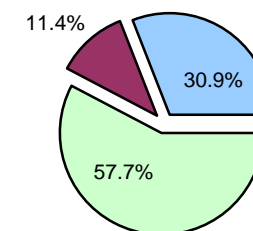
## Financial:

Foundation Grant (06-07): \$7,269  
Fund Balance (06-07): \$86,891  
Percent Operating Expenditures Spent On Instruction (06-07): 40.7%

## Pupil Count Trend



## Free /Reduced Lunch Eligibility 2007-2008

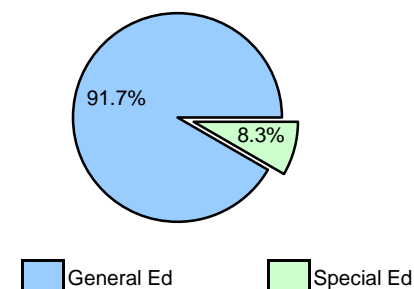


## Achievement (Percent Proficient on MEAP):

2007-2008	Academy	Pontiac City School District	State Average
ELA 3	77.2%	66.7%	80.9%
ELA 4	63.2%	60.5%	76.3%
ELA 5	72.7%	58.1%	77.6%
ELA 6	68.4%	44.6%	79.6%
ELA 7	74.0%	35.3%	74.4%
ELA 8	72.0%	39.3%	75.3%
MME ELA		14.1%	52.3%
Math 3	92.5%	81.7%	90.2%
Math 4	73.7%	72.7%	85.8%
Math 5	59.7%	53.8%	74.2%
Math 6	58.2%	37.2%	72.7%
Math 7	75.3%	33.7%	72.7%
Math 8	50.0%	32.5%	71.6%
MME Math		6.0%	46.2%

Free Reduced Not-Eligible

## General and Special Ed Status 2007-2008



## Academy Comments:

# Warrendale Charter Academy

Grades in 2007-2008:

K-8, Spec

School Opened: 2001

Current Contract Term: 2008 through 2015

## Mission Statement:

Warrendale Charter Academy expects all students to learn and achieve academic excellence in an environment fostering respect and responsibility

Educational Service Provider: National Heritage Academies

Authorizer: Grand Valley State University

Grades  
K-8, Spec

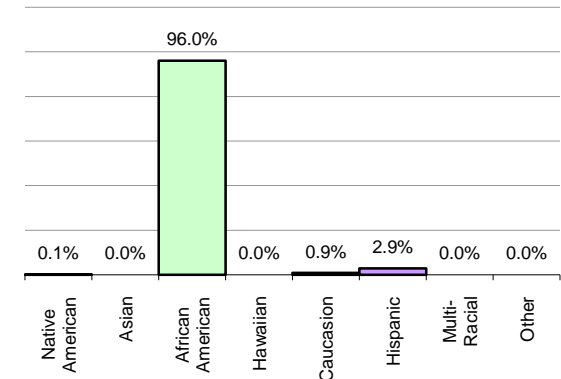
Address  
19400 Sawyer, Detroit

Pupils  
07-08  
680

Ed YES!  
07-08  
C

NCLB Phase  
07-08  
Phase 0

## Ethnicity 2007-2008



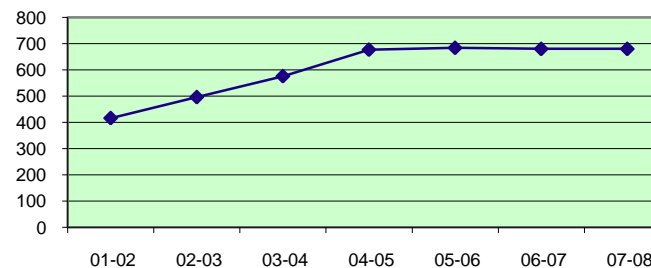
## Academic:

Instruction Type: Traditional  
Average Teacher Salary (06-07): \$44,419  
Teacher/Student Ratio (06-07): 1:23  
Attendance (07-08): 93.4%  
Graduation Rate (07-08): NA

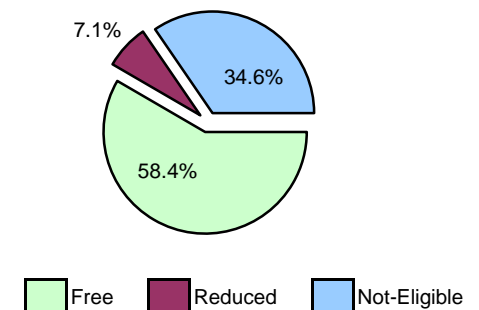
## Financial:

Foundation Grant (06-07): \$7,385  
Fund Balance (06-07): \$39,052  
Percent Operating Expenditures Spent On Instruction (06-07): 43.6%

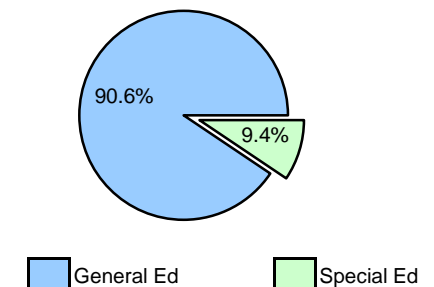
## Pupil Count Trend



## Free /Reduced Lunch Eligibility 2007-2008



## General and Special Ed Status 2007-2008



## Achievement (Percent Proficient on MEAP):

2007-2008	Academy	Detroit City School District	State Average
ELA 3	66.2%	62.4%	80.9%
ELA 4	53.3%	52.1%	76.3%
ELA 5	50.7%	51.0%	77.6%
ELA 6	71.2%	50.9%	79.6%
ELA 7	59.5%	41.9%	74.4%
ELA 8	69.4%	49.0%	75.3%
MME ELA		26.0%	52.3%
Math 3	82.4%	70.0%	90.2%
Math 4	65.3%	63.7%	85.8%
Math 5	36.5%	44.1%	74.2%
Math 6	52.1%	39.2%	72.7%
Math 7	54.7%	43.5%	72.7%
Math 8	44.4%	38.5%	71.6%
MME Math		14.3%	46.2%

## Academy Comments:

# Washtenaw Technical Middle College

Grades in 2007-2008: 10-12, Spec

School Opened: 1997 Current Contract Term: 2007 through 2008

## Mission Statement:

Washtenaw Technical Middle College is a "non-traditional" secondary school that uses a combination of high school and college classes to help students reach their goal of being employable in a technical field at or shortly after graduation.

Educational Service Provider: Self-managed

Authorizer: Washtenaw Community College

Grades  
10-12, Spec

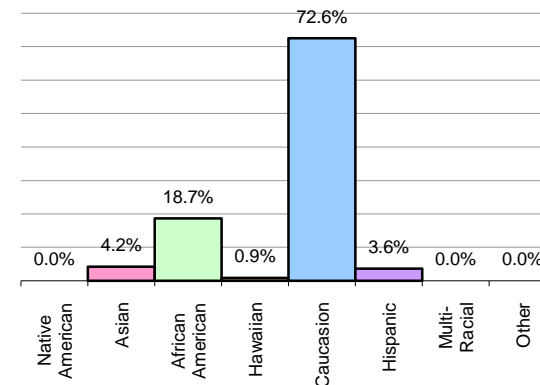
Address  
P.O. Box D-1, Ann Arbor

Pupils  
07-08  
332

Ed YES!  
07-08  
A

NCLB Phase  
07-08  
Phase 1

## Ethnicity 2007-2008



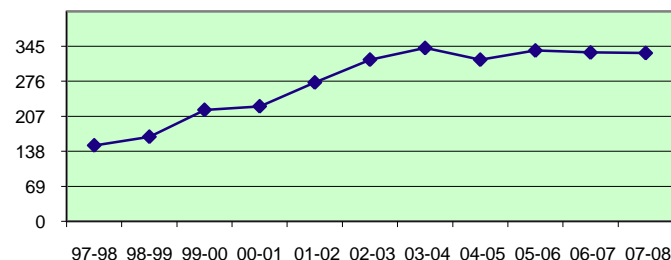
## Academic:

Instruction Type: NDA\*  
Average Teacher Salary (06-07): \$48,908  
Teacher/Student Ratio (06-07): 1:42  
Attendance (07-08): 99.3%  
Graduation Rate (07-08): NA

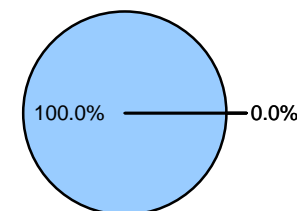
## Financial:

Foundation Grant (06-07): \$7,385  
Fund Balance (06-07): \$1,448,451  
Percent Operating Expenditures Spent On Instruction (06-07): 60.9%

## Pupil Count Trend



## Free /Reduced Lunch Eligibility 2007-2008

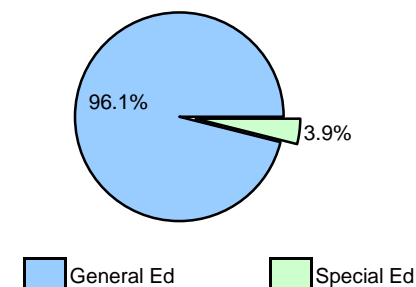


## Achievement (Percent Proficient on MEAP):

2007-2008	Academy	Ann Arbor Public Schools	State Average
ELA 3		90.9%	80.9%
ELA 4		87.3%	76.3%
ELA 5		88.2%	77.6%
ELA 6		91.1%	79.6%
ELA 7		88.8%	74.4%
ELA 8		88.2%	75.3%
MME ELA	79.5%	73.1%	52.3%
Math 3		96.3%	90.2%
Math 4		93.7%	85.8%
Math 5		90.7%	74.2%
Math 6		86.8%	72.7%
Math 7		87.5%	72.7%
Math 8		87.7%	71.6%
MME Math	82.4%	70.7%	46.2%

Free Reduced Not-Eligible

## General and Special Ed Status 2007-2008



## Academy Comments:

# Wavecrest Career Academy

Grades in 2007-2008: 9-12, Alt, Spec

School Opened: 2006 Current Contract Term: 2006 through 2009  
Mission Statement:

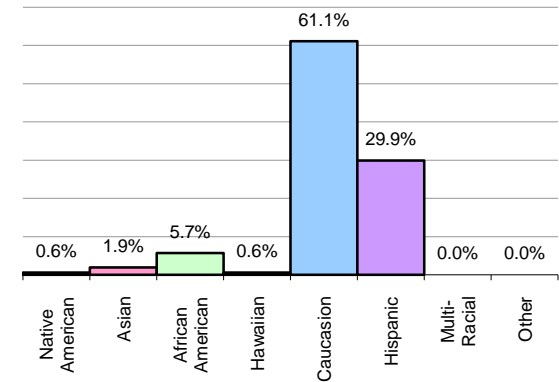
Educational Service Provider: Self-managed

Authorizer: Ottawa Area ISD

Grades: 9-12, Alt, Spec Address: 633 Apple Avenue, Holland

Pupils 07-08: 157 Ed YES! 07-08: No Grade NCLB Phase 07-08: Phase 0

Ethnicity 2007-2008



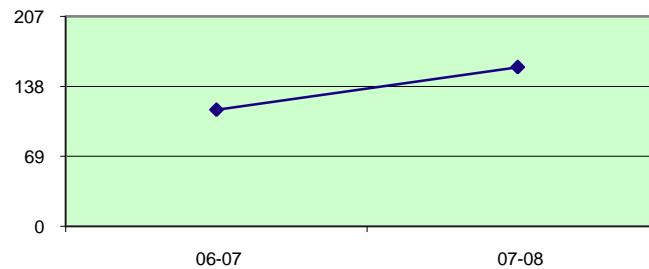
## Academic:

Instruction Type: NDA\*  
Average Teacher Salary (06-07): \$37,251  
Teacher/Student Ratio (06-07): 1:31  
Attendance (07-08): 82.0%  
Graduation Rate (07-08): NA

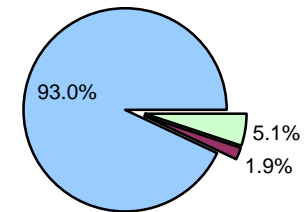
## Financial:

Foundation Grant (06-07): \$7,223  
Fund Balance (06-07): \$73,832  
Percent Operating Expenditures Spent On Instruction (06-07): 43.7%

Pupil Count Trend



Free /Reduced Lunch Eligibility 2007-2008

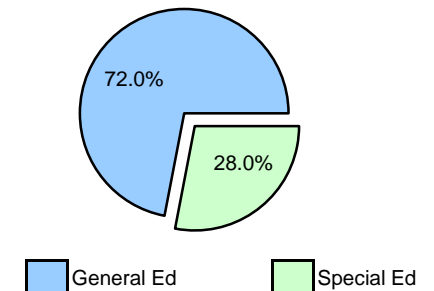


Achievement (Percent Proficient on MEAP):

2007-2008	Academy	Holland City School District	State Average
ELA 3		80.8%	80.9%
ELA 4		71.5%	76.3%
ELA 5		75.2%	77.6%
ELA 6		75.7%	79.6%
ELA 7		69.5%	74.4%
ELA 8		68.3%	75.3%
MME ELA	7.4%	59.9%	52.3%
Math 3		87.3%	90.2%
Math 4		82.2%	85.8%
Math 5		70.6%	74.2%
Math 6		70.9%	72.7%
Math 7		68.8%	72.7%
Math 8		69.4%	71.6%
MME Math	3.2%	52.2%	46.2%

Free Reduced Not-Eligible

General and Special Ed Status 2007-2008



## Academy Comments:

# West MI Academy of Arts and Academics

Grades in 2007-2008:

K-8, Spec

**School Opened:** 1996 **Current Contract Term:** 2008 through 2015

## Mission Statement:

It is the mission of the Academy to provide an outstanding education environment through the integration of the arts that encourages the success of each child academically and through creative expression

**Educational Service Provider:** Advance Educational Services

**Authorizer:** Grand Valley State University

## Grades

K-8, Spec

## Address

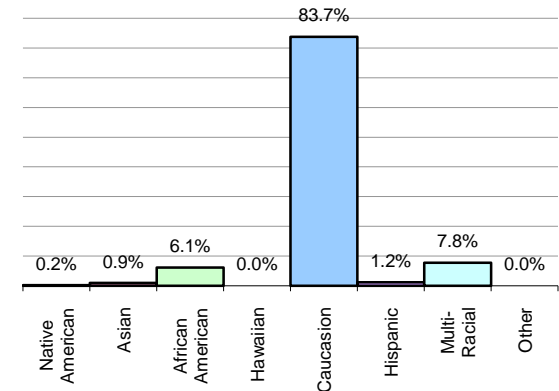
17350 Hazel Street, Spring Lake

**Pupils**  
**07-08**  
387

**Ed YES!**  
**07-08**  
A

**NCLB Phase**  
**07-08**  
Phase 0

## Ethnicity 2007-2008



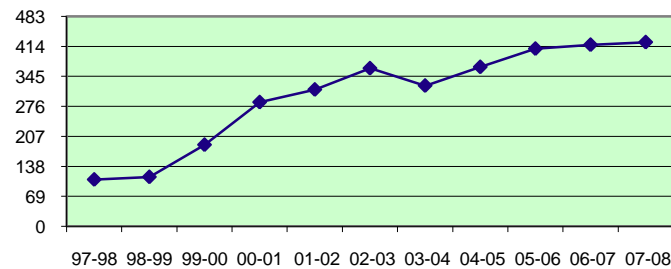
## Academic:

Instruction Type: Progressive  
Average Teacher Salary (06-07): \$42,906  
Teacher/Student Ratio (06-07): 1:20  
Attendance (07-08): 94.3%  
Graduation Rate (07-08): NA

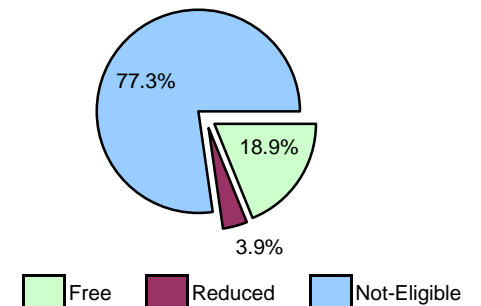
## Financial:

Foundation Grant (06-07): \$7,385  
Fund Balance (06-07): \$1,555,594  
Percent Operating Expenditures Spent On Instruction (06-07): 63.0%

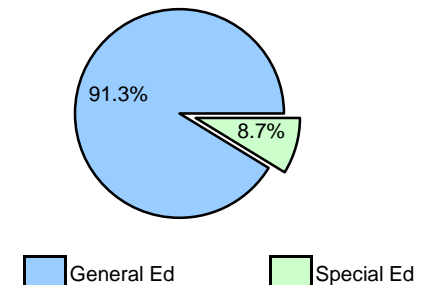
## Pupil Count Trend



## Free /Reduced Lunch Eligibility 2007-2008



## General and Special Ed Status 2007-2008



## Achievement (Percent Proficient on MEAP):

2007-2008	Academy	Grand Haven Area Public Schools	State Average
ELA 3	81.8%	91.4%	80.9%
ELA 4	71.1%	88.1%	76.3%
ELA 5	89.4%	88.9%	77.6%
ELA 6	91.1%	91.7%	79.6%
ELA 7	76.3%	87.8%	74.4%
ELA 8	93.3%	89.8%	75.3%
MME ELA		70.7%	52.3%
Math 3	95.5%	95.9%	90.2%
Math 4	86.7%	95.1%	85.8%
Math 5	76.6%	87.3%	74.2%
Math 6	82.2%	87.4%	72.7%
Math 7	76.3%	83.0%	72.7%
Math 8	73.3%	83.9%	71.6%
MME Math		64.8%	46.2%

## Academy Comments:

# West MI Academy of Environmental Science

Grades in 2007-2008:

K-12, Spec

**School Opened:** 1995 **Current Contract Term:** 2004 through 2009

## Mission Statement:

West Michigan Academy of Environmental Science, in cooperation with parents and community members, is committed to providing a safe environment and utilizing a variety of teaching methods that will foster creativity, promote academic achievement, and develop sound character and citizenship principles.

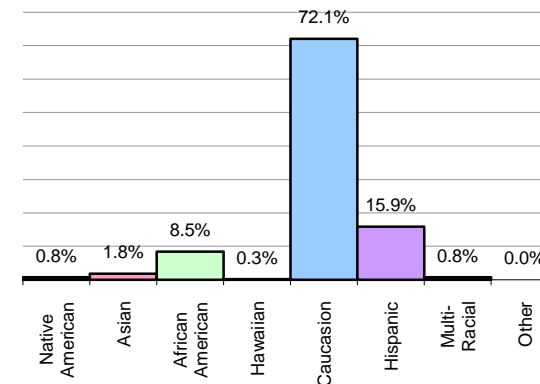
**Educational Service Provider:** Choice Schools Associates

**Authorizer:** Central Michigan University

**Grades** K-12, Spec  
**Address** 4463 Leonard Street NW, Walker

**Pupils 07-08** 375  
**Ed YES! 07-08** B  
**NCLB Phase 07-08** Phase 0

**Ethnicity 2007-2008**



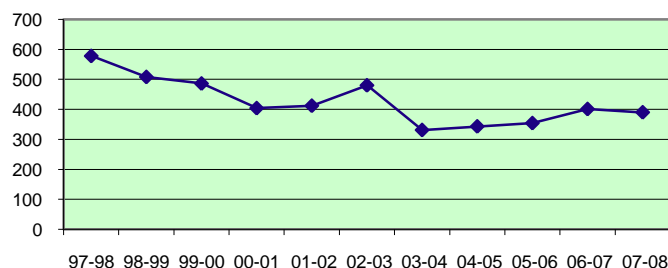
## Academic:

Instruction Type: Progressive  
Average Teacher Salary (06-07): \$34,479  
Teacher/Student Ratio (06-07): 1:19  
Attendance (07-08): 91.6%  
Graduation Rate (07-08): NA

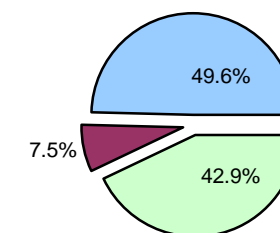
## Financial:

Foundation Grant (06-07): \$7,385  
Fund Balance (06-07): \$613,024  
Percent Operating Expenditures Spent On Instruction (06-07): 54.5%

**Pupil Count Trend**



**Free /Reduced Lunch Eligibility 2007-2008**

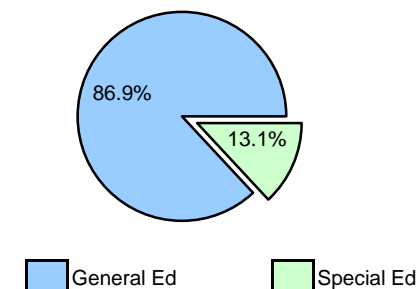


**Achievement (Percent Proficient on MEAP):**

2007-2008	Academy	Kenowa Hills Public Schools	State Average
ELA 3	82.9%	81.7%	80.9%
ELA 4	80.0%	73.8%	76.3%
ELA 5	58.3%	84.7%	77.6%
ELA 6	73.7%	83.9%	79.6%
ELA 7	66.7%	77.4%	74.4%
ELA 8	65.5%	80.9%	75.3%
MME ELA	43.8%	57.1%	52.3%
Math 3	82.9%	95.0%	90.2%
Math 4	90.0%	83.7%	85.8%
Math 5	50.0%	69.4%	74.2%
Math 6	63.2%	69.6%	72.7%
Math 7	37.0%	77.2%	72.7%
Math 8	65.5%	82.0%	71.6%
MME Math	50.0%	59.7%	46.2%

Free Reduced Not-Eligible

**General and Special Ed Status 2007-2008**



## Academy Comments:



# West Village Academy

Grades in 2007-2008: K-10, Spec

School Opened: 1999 Current Contract Term: 2008 through 2009

## Mission Statement:

West Village Academy will strive to instill in each student a strong sense of personal achievement and self-esteem, an ability to communicate with the written and spoken word, a serious appreciation of the arts, a commitment to personal well-being, a sense of satisfaction from challenges met, and a desire to participate responsibly in the community.

Educational Service Provider: American Institutional Management Services

Authorizer: Central Michigan University

**Grades**  
K-6, Spec  
7-10, Spec

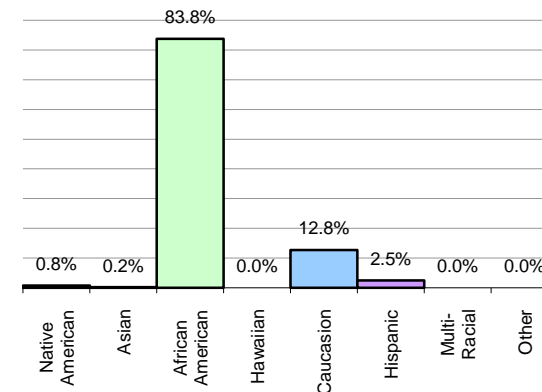
**Address**  
3530 Westwood, Dearborn  
9331 Grandville, Detroit

**Pupils**  
07-08  
301  
221

**Ed YES!**  
07-08  
C  
No Grade

**NCLB Phase**  
07-08  
Phase 0  
Phase 0

**Ethnicity  
2007-2008**



## Academic:

Instruction Type: Traditional

Average Teacher Salary (06-07): \$30,029

Teacher/Student Ratio (06-07): 1:15

Attendance (07-08): 93.6%

Graduation Rate (07-08): NA

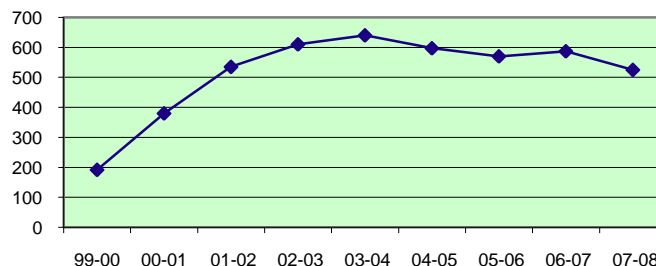
## Financial:

Foundation Grant (06-07): \$7,385

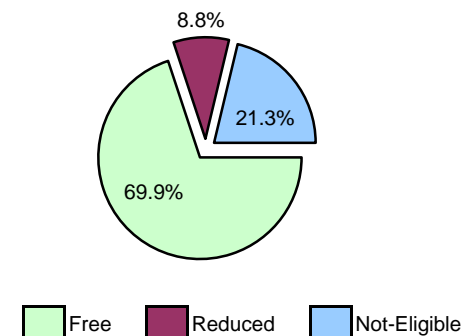
Fund Balance (06-07): \$250,943

Percent Operating Expenditures Spent On Instruction (06-07): 37.1%

**Pupil Count Trend**



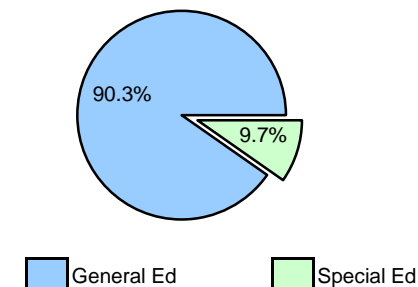
**Free /Reduced Lunch Eligibility  
2007-2008**



**Achievement (Percent Proficient on MEAP):**

2007-2008	Academy	Dearborn City School District	State Average
ELA 3	70.0%	76.0%	80.9%
ELA 4	39.6%	67.4%	76.3%
ELA 5	47.5%	70.8%	77.6%
ELA 6	52.9%	75.1%	79.6%
ELA 7	35.4%	67.6%	74.4%
ELA 8	48.4%	69.4%	75.3%
MME ELA		46.3%	52.3%
Math 3	77.5%	87.0%	90.2%
Math 4	66.0%	84.7%	85.8%
Math 5	32.5%	76.1%	74.2%
Math 6	58.8%	72.3%	72.7%
Math 7	29.2%	71.0%	72.7%
Math 8	34.4%	70.7%	71.6%
MME Math		40.9%	46.2%

**General and Special Ed Status  
2007-2008**



## Academy Comments:

# Weston Technical Academy

Grades in 2007-2008: K-12, Spec

School Opened: 1998 Current Contract Term: 2007 through 2011

## Mission Statement:

The mission of the academy is to prepare students for entry level employment as technicians in employment areas that lead to high paying jobs in manufacturing and information technology industries, and matriculation into community college technical and/or industry supported high school training programs or apprenticeships.

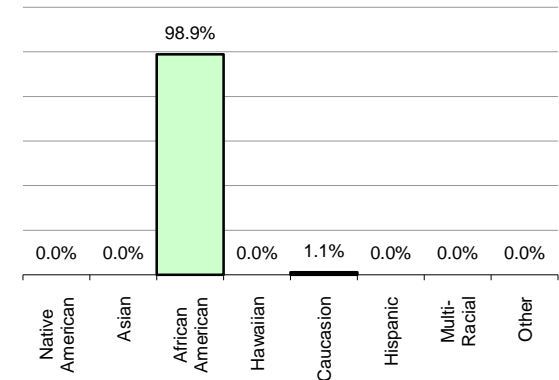
Educational Service Provider: Schoolhouse Services & Staffing

Authorizer: Oakland University

Grades: K-12, Spec  
Address: 22930 Chippewa, Detroit

Pupils 07-08: 445  
Ed YES! 07-08: D-Alert  
NCLB Phase 07-08: Phase 1

## Ethnicity 2007-2008



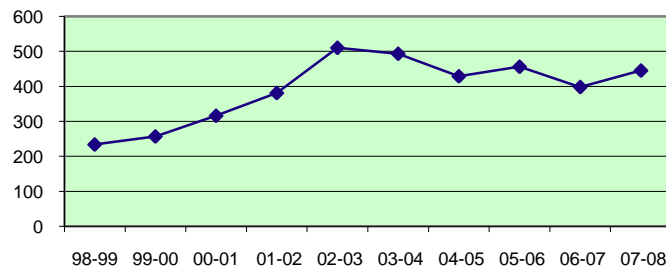
## Academic:

Instruction Type: Vocational  
Average Teacher Salary (06-07): \$41,842  
Teacher/Student Ratio (06-07): 1:23  
Attendance (07-08): 93.2%  
Graduation Rate (07-08): 66.2%

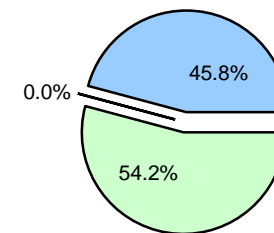
## Financial:

Foundation Grant (06-07): \$7,385  
Fund Balance (06-07): \$225,894  
Percent Operating Expenditures Spent On Instruction (06-07): 42.6%

## Pupil Count Trend

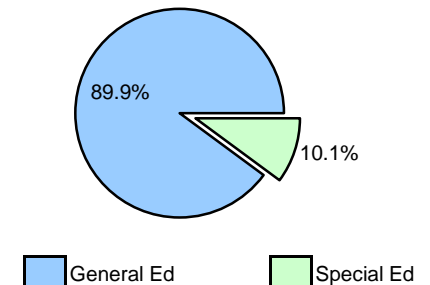


## Free /Reduced Lunch Eligibility 2007-2008



Free Reduced Not-Eligible

## General and Special Ed Status 2007-2008



General Ed Special Ed

## Achievement (Percent Proficient on MEAP):

2007-2008	Academy	Detroit City School District	State Average
ELA 3	45.0%	62.4%	80.9%
ELA 4	31.6%	52.1%	76.3%
ELA 5	40.0%	51.0%	77.6%
ELA 6	52.2%	50.9%	79.6%
ELA 7		41.9%	74.4%
ELA 8		49.0%	75.3%
MME ELA	15.9%	26.0%	52.3%
Math 3	65.0%	70.0%	90.2%
Math 4	45.0%	63.7%	85.8%
Math 5	25.0%	44.1%	74.2%
Math 6	34.8%	39.2%	72.7%
Math 7		43.5%	72.7%
Math 8		38.5%	71.6%
MME Math	3.2%	14.3%	46.2%

## Academy Comments:

# White Pine Academy

Grades in 2007-2008:

K-8, Spec

**School Opened:** 1999 **Current Contract Term:** 1999 through 2009

## Mission Statement:

White Pine Academy will prepare students for the global 21st century by promoting excellence in academics and healthy character growth and development.

**Educational Service Provider:** Imagine Schools

**Authorizer:** Saginaw Valley State University

**Grades**  
K-8, Spec

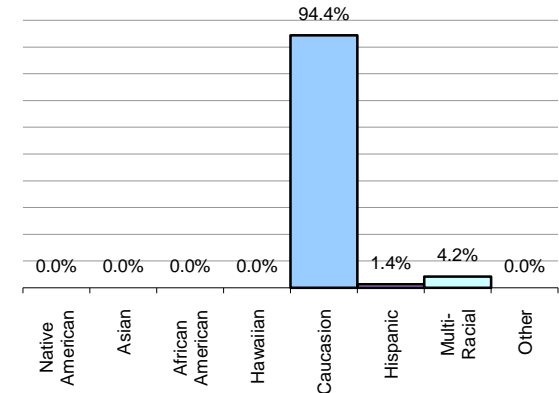
**Address**  
510 Russell Street, Leslie

**Pupils**  
**07-08**  
214

**Ed YES!**  
**07-08**  
B

**NCLB Phase**  
**07-08**  
Phase 0

**Ethnicity**  
**2007-2008**



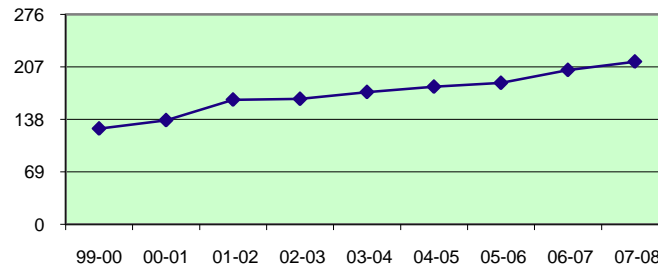
## Academic:

Instruction Type: Traditional  
Average Teacher Salary (06-07): \$33,001  
Teacher/Student Ratio (06-07): 1:15  
Attendance (07-08): 99.6%  
Graduation Rate (07-08): NA

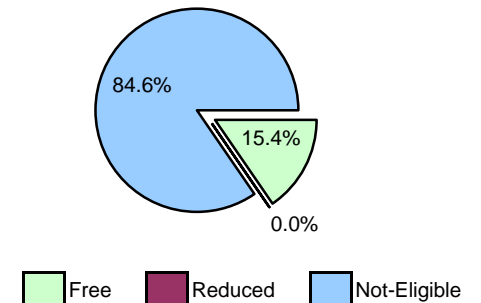
## Financial:

Foundation Grant (06-07): \$7,085  
Fund Balance (06-07): \$300,695  
Percent Operating Expenditures Spent On Instruction (06-07): 61.1%

**Pupil Count Trend**



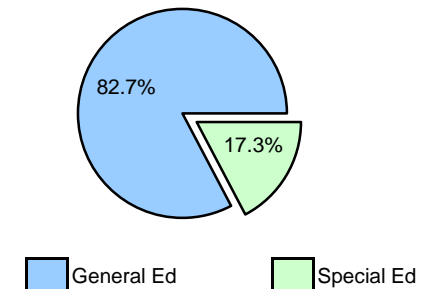
**Free /Reduced Lunch Eligibility**  
**2007-2008**



**Achievement (Percent Proficient on MEAP):**

2007-2008	Academy	Leslie Public Schools	State Average
ELA 3	77.8%	72.0%	80.9%
ELA 4	57.1%	82.5%	76.3%
ELA 5	56.5%	67.2%	77.6%
ELA 6	85.7%	75.7%	79.6%
ELA 7	43.8%	74.3%	74.4%
ELA 8	60.0%	77.0%	75.3%
MME ELA		51.3%	52.3%
Math 3	93.1%	91.9%	90.2%
Math 4	75.0%	88.8%	85.8%
Math 5	65.2%	63.2%	74.2%
Math 6	71.4%	71.0%	72.7%
Math 7	43.8%	76.1%	72.7%
Math 8	80.0%	79.0%	71.6%
MME Math		49.6%	46.2%

**General and Special Ed Status**  
**2007-2008**



## Academy Comments:

# Will Carleton Charter School Academy

Grades in 2007-2008: K-12, Spec

School Opened: 1998 Current Contract Term: 1998 through 2008

## Mission Statement:

The academy offers a traditional, character-based curriculum and educational atmosphere for their children in an orderly, disciplined environment where all children are exposed to the wonder and joy of learning, where all children are expected to learn, and where all children and adults are expected to behave in a respectful and appropriate manner.

Educational Service Provider: Helicon Associates

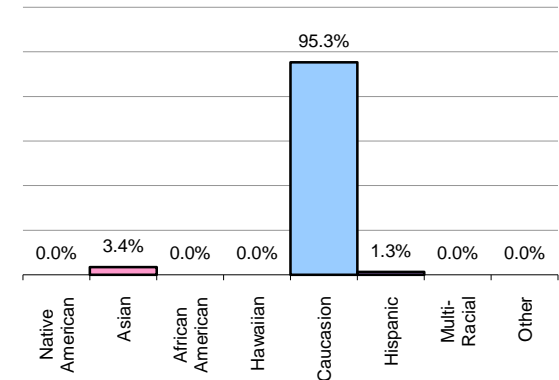
Authorizer: Hillsdale ISD

Grades  
K-12, Spec

Address  
P.O. Box 712, Hillsdale

Pupils 07-08 232  
Ed YES! 07-08 B  
NCLB Phase 07-08 Phase 0

## Ethnicity 2007-2008



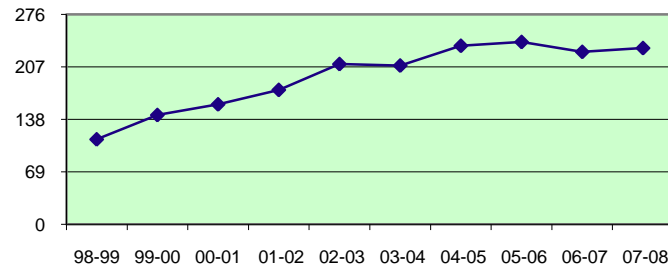
## Academic:

Instruction Type: Traditional  
Average Teacher Salary (06-07): \$35,384  
Teacher/Student Ratio (06-07): 1:15  
Attendance (07-08): 95.4%  
Graduation Rate (07-08): NA

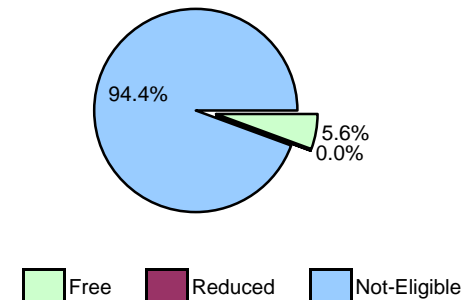
## Financial:

Foundation Grant (06-07): \$7,085  
Fund Balance (06-07): \$210,383  
Percent Operating Expenditures Spent On Instruction (06-07): 55.9%

## Pupil Count Trend



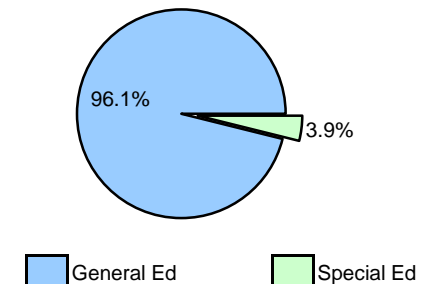
## Free /Reduced Lunch Eligibility 2007-2008



## Achievement (Percent Proficient on MEAP):

2007-2008	Academy	Hillsdale Community Schools	State Average
ELA 3	90.5%	63.6%	80.9%
ELA 4	80.0%	65.9%	76.3%
ELA 5	100.0%	84.6%	77.6%
ELA 6	89.5%	84.5%	79.6%
ELA 7	94.7%	76.6%	74.4%
ELA 8	71.4%	78.5%	75.3%
MME ELA	45.0%	53.0%	52.3%
Math 3	95.2%	86.4%	90.2%
Math 4	85.0%	85.0%	85.8%
Math 5	78.9%	77.2%	74.2%
Math 6	84.2%	76.7%	72.7%
Math 7	84.2%	71.6%	72.7%
Math 8	64.3%	73.6%	71.6%
MME Math	25.0%	47.9%	46.2%

## General and Special Ed Status 2007-2008



## Academy Comments:

# William C. Abney Academy

Grades in 2007-2008:

K-5, Spec

School Opened: 1998 Current Contract Term: 2008 through 2015

## Mission Statement:

William C. Abney Academy provides a rich teaching and learning environment that produces lifelong readers that utilize higher level thinking and creative problem solving methods, possess moral integrity, master practical life skills and have sense of social responsibility.

Educational Service Provider: Leona Group

Authorizer: Grand Valley State University

## Grades

K-5, Spec

## Address

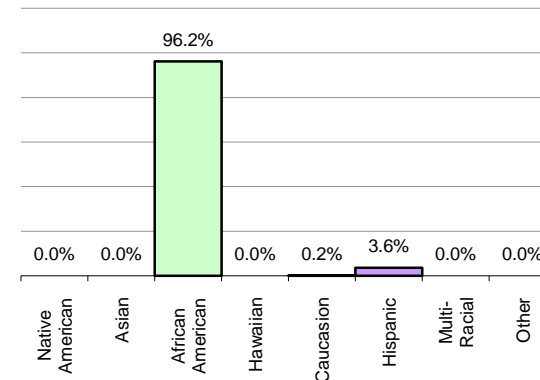
1435 Fulton Street SE, Grand Rapids

Pupils  
07-08  
470

Ed YES!  
07-08  
B

NCLB Phase  
07-08  
Phase 0

## Ethnicity 2007-2008



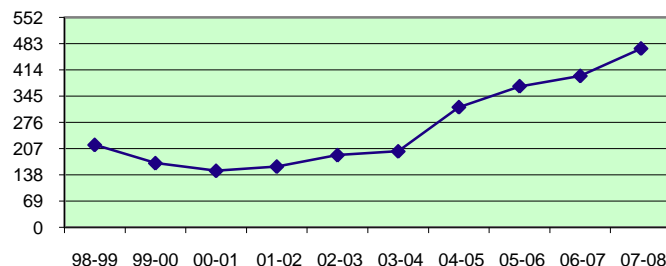
## Academic:

Instruction Type: Progressive  
Average Teacher Salary (06-07): \$40,594  
Teacher/Student Ratio (06-07): 1:28  
Attendance (07-08): 92.2%  
Graduation Rate (07-08): NA

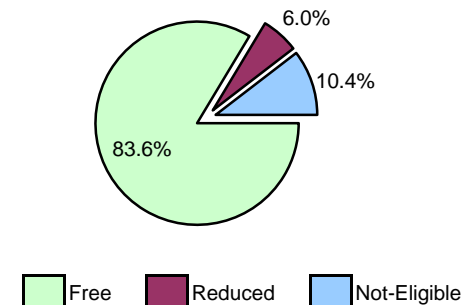
## Financial:

Foundation Grant (06-07): \$7,326  
Fund Balance (06-07): \$797,317  
Percent Operating Expenditures Spent On Instruction (06-07): 43.8%

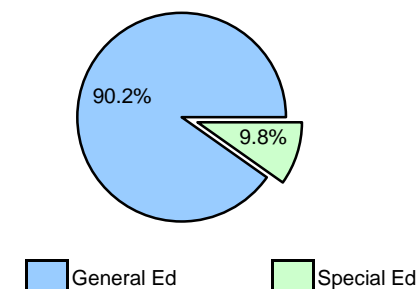
## Pupil Count Trend



## Free /Reduced Lunch Eligibility 2007-2008



## General and Special Ed Status 2007-2008



## Achievement (Percent Proficient on MEAP):

2007-2008	Academy	Grand Rapids Public Schools	State Average
ELA 3	74.0%	65.1%	80.9%
ELA 4	63.0%	58.0%	76.3%
ELA 5	64.6%	56.1%	77.6%
ELA 6		59.6%	79.6%
ELA 7		52.1%	74.4%
ELA 8		58.0%	75.3%
MME ELA		28.4%	52.3%
Math 3	89.5%	77.2%	90.2%
Math 4	84.9%	69.3%	85.8%
Math 5	66.7%	51.0%	74.2%
Math 6		47.6%	72.7%
Math 7		43.9%	72.7%
Math 8		46.9%	71.6%
MME Math		23.0%	46.2%

## Academy Comments:

# Windemere Park Charter Academy

Grades in 2007-2008:

K-8, Spec

**School Opened:** 1999 **Current Contract Term:** 1999 through 2009

## Mission Statement:

Windemere Park Charter Academy envisions a creative school with a curriculum dedicated to helping all students master essential and reach their full academic potential. In addition, this attitude of success will develop citizens of high moral character and promote life-long learning skills.

**Educational Service Provider:** National Heritage Academies

**Authorizer:** Grand Valley State University

## Grades

K-8, Spec

## Address

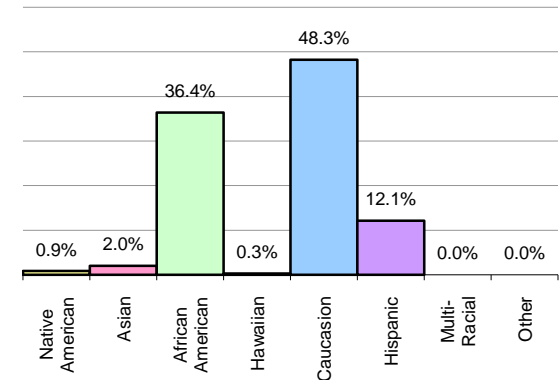
3100 W. Saginaw Street, Lansing

**Pupils  
07-08**  
692

**Ed YES!  
07-08**  
A

**NCLB Phase  
07-08**  
Phase 0

## Ethnicity 2007-2008



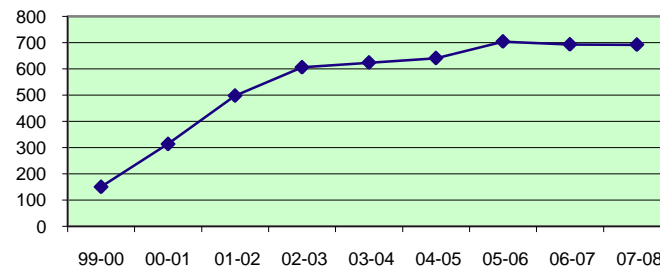
## Academic:

Instruction Type: Traditional  
Average Teacher Salary (06-07): \$42,469  
Teacher/Student Ratio (06-07): 1:24  
Attendance (07-08): 94.8%  
Graduation Rate (07-08): NA

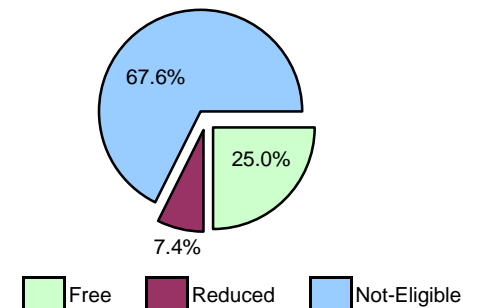
## Financial:

Foundation Grant (06-07): \$7,385  
Fund Balance (06-07): \$54,803  
Percent Operating Expenditures Spent On Instruction (06-07): 38.9%

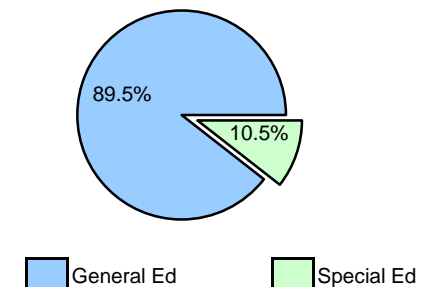
## Pupil Count Trend



## Free /Reduced Lunch Eligibility 2007-2008



## General and Special Ed Status 2007-2008



## Achievement (Percent Proficient on MEAP):

2007-2008	Academy	Waverly Community Schools	State Average
ELA 3	90.9%	77.6%	80.9%
ELA 4	85.7%	74.8%	76.3%
ELA 5	78.7%	75.7%	77.6%
ELA 6	83.5%	75.9%	79.6%
ELA 7	81.9%	73.1%	74.4%
ELA 8	93.7%	69.0%	75.3%
MME ELA		52.0%	52.3%
Math 3	97.4%	90.9%	90.2%
Math 4	92.3%	85.8%	85.8%
Math 5	60.0%	73.0%	74.2%
Math 6	72.2%	74.1%	72.7%
Math 7	86.1%	74.9%	72.7%
Math 8	88.9%	70.5%	71.6%
MME Math		39.8%	46.2%

## Academy Comments:

# Windover High School

Grades in 2007-2008: 9-12, Alt, Spec

School Opened: 1995 Current Contract Term: 1995 through 2007

## Mission Statement:

Windover High School provides academic training and an entrepreneurial focus in an environment where all students are emotionally safe and socially-supported, activities are integrated, and learners participate as members of a group.

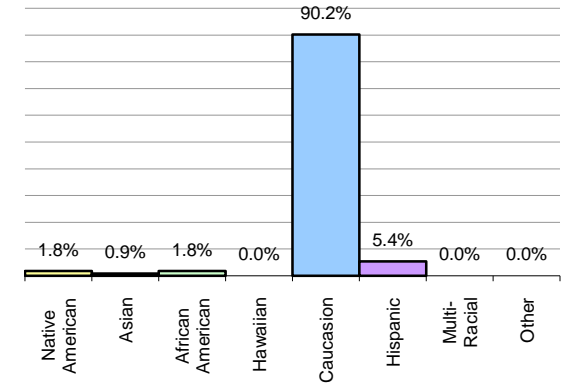
Educational Service Provider: Education & Training Connections

Authorizer: Midland Co. ESA

Pupils 07-08: 112  
Ed YES! 07-08: No Grade  
NCLB Phase 07-08: Phase 4

Grades: 9-12, Alt, Spec  
Address: 32 S. Homer Road, Midland

## Ethnicity 2007-2008



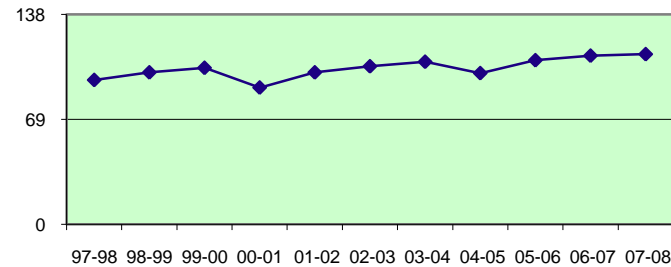
## Academic:

Instruction Type: General  
Average Teacher Salary (06-07): \$65,314  
Teacher/Student Ratio (06-07): 1:28  
Attendance (07-08): 78.4%  
Graduation Rate (07-08): 20.0%

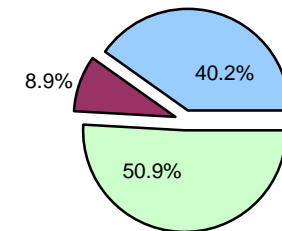
## Financial:

Foundation Grant (06-07): \$7,385  
Fund Balance (06-07): \$295,365  
Percent Operating Expenditures Spent On Instruction (06-07): 57.4%

## Pupil Count Trend



## Free /Reduced Lunch Eligibility 2007-2008



## Achievement (Percent Proficient on MEAP):

2007-2008	Academy	Midland Public Schools	State Average
ELA 3		88.4%	80.9%
ELA 4		84.6%	76.3%
ELA 5		87.7%	77.6%
ELA 6		92.0%	79.6%
ELA 7		90.3%	74.4%
ELA 8		89.9%	75.3%
MME ELA	23.8%	79.7%	52.3%
Math 3		96.0%	90.2%
Math 4		91.4%	85.8%
Math 5		83.7%	74.2%
Math 6		88.7%	72.7%
Math 7		83.2%	72.7%
Math 8		87.6%	71.6%
MME Math	22.7%	76.8%	46.2%

Free Reduced Not-Eligible

## General and Special Ed Status 2007-2008

No Data Available

General Ed Special Ed

## Academy Comments:



# Woodland Park Academy

Grades in 2007-2008:

K-8, Spec

**School Opened:** 1996 **Current Contract Term:** 2004 through 2009

## Mission Statement:

To prepare students for lifetime pursuit of learning through an individualized process of education with an integrated fine art curriculum and high academic standards

**Educational Service Provider:** Self-managed

**Authorizer:** Central Michigan University

## Grades

K-8, Spec

## Address

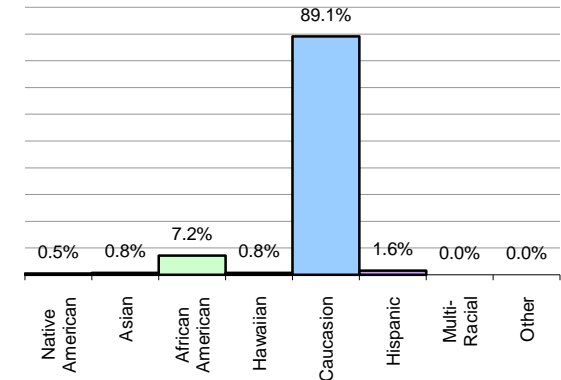
2083 Grand Blanc Road, Grand Blanc

**Pupils  
07-08**  
386

**Ed YES!  
07-08**  
B

**NCLB Phase  
07-08**  
Phase 0

## Ethnicity 2007-2008



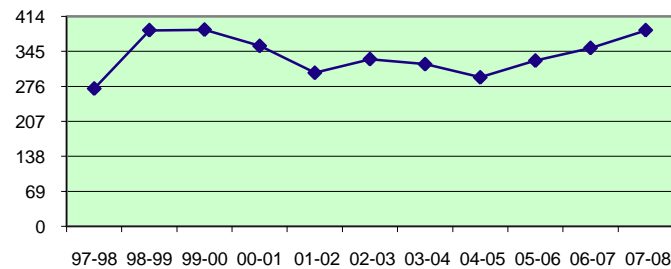
## Academic:

Instruction Type: Progressive  
Average Teacher Salary (06-07): \$36,000  
Teacher/Student Ratio (06-07): 1:18  
Attendance (07-08): 94.3%  
Graduation Rate (07-08): NA

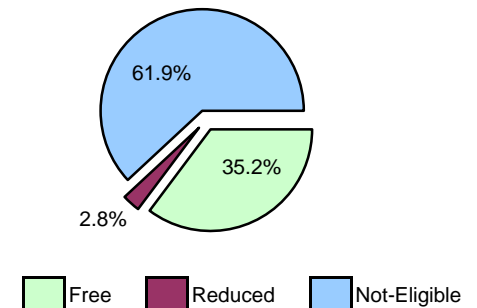
## Financial:

Foundation Grant (06-07): \$7,385  
Fund Balance (06-07): \$263,857  
Percent Operating Expenditures Spent On Instruction (06-07): 54.1%

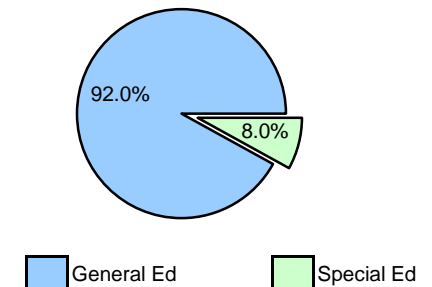
## Pupil Count Trend



## Free /Reduced Lunch Eligibility 2007-2008



## General and Special Ed Status 2007-2008



## Achievement (Percent Proficient on MEAP):

2007-2008	Academy	Grand Blanc Community Schools	State Average
ELA 3	67.4%	91.8%	80.9%
ELA 4	62.8%	88.8%	76.3%
ELA 5	64.4%	90.0%	77.6%
ELA 6	84.4%	86.2%	79.6%
ELA 7	67.9%	85.4%	74.4%
ELA 8	85.2%	85.7%	75.3%
MME ELA		72.6%	52.3%
Math 3	90.7%	97.2%	90.2%
Math 4	72.1%	92.8%	85.8%
Math 5	56.5%	90.4%	74.2%
Math 6	62.2%	83.6%	72.7%
Math 7	60.7%	86.0%	72.7%
Math 8	66.7%	88.0%	71.6%
MME Math		61.3%	46.2%

## Academy Comments:

# Woodland School

Grades in 2007-2008:

K-8, Spec

School Opened: 1996

Current Contract Term: 2006 through 2011

## Mission Statement:

Our mission is to help students progressively improve their ability to understand and respond well to others and the world around them.

Educational Service Provider: Advance Educational Services

Authorizer: Saginaw Valley State University

Grades

K-8, Spec

Address

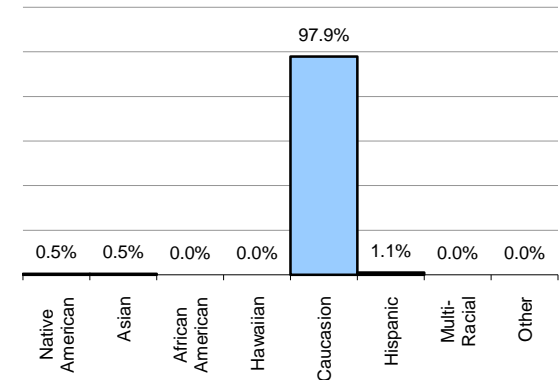
7224 Supply Road, Traverse City

Pupils  
07-08  
190

Ed YES!  
07-08  
A

NCLB Phase  
07-08  
Phase 0

Ethnicity  
2007-2008



## Academic:

Instruction Type:

Progressive/General

Average Teacher Salary (06-07):

\$39,877

Teacher/Student Ratio (06-07):

1:16

Attendance (07-08):

94.8%

Graduation Rate (07-08):

NA

## Financial:

Foundation Grant (06-07):

\$7,164

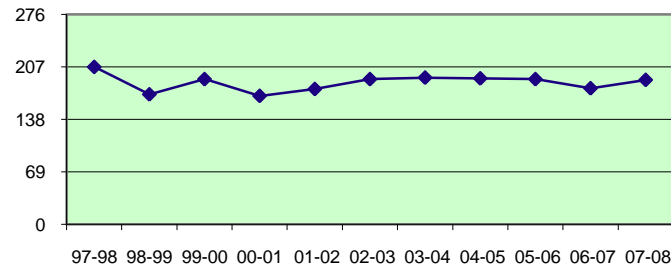
Fund Balance (06-07):

\$566,270

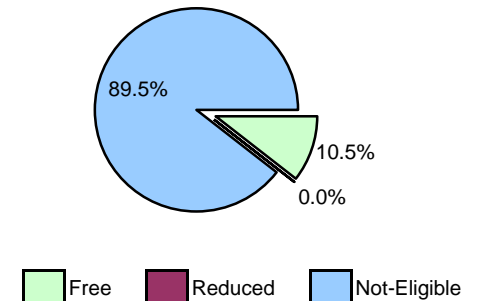
Percent Operating Expenditures

Spent On Instruction (06-07): 63.2%

Pupil Count Trend



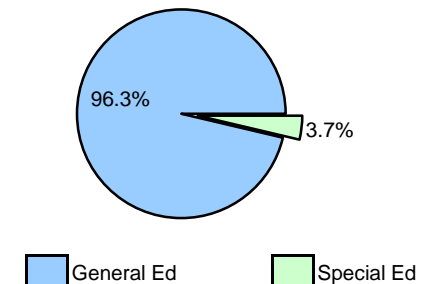
Free /Reduced Lunch Eligibility  
2007-2008



Achievement (Percent Proficient on MEAP):

2007-2008	Academy	Elk Rapids Schools	State Average
ELA 3	78.3%	87.1%	80.9%
ELA 4	87.5%	79.3%	76.3%
ELA 5	90.5%	85.7%	77.6%
ELA 6	95.5%	88.5%	79.6%
ELA 7	100.0%	88.2%	74.4%
ELA 8	100.0%	86.5%	75.3%
MME ELA		68.0%	52.3%
Math 3	87.0%	91.4%	90.2%
Math 4	92.0%	91.9%	85.8%
Math 5	85.7%	77.3%	74.2%
Math 6	95.5%	79.8%	72.7%
Math 7	93.8%	84.3%	72.7%
Math 8	100.0%	81.0%	71.6%
MME Math		55.3%	46.2%

General and Special Ed Status  
2007-2008



## Academy Comments:

# Woodmont Academy

Grades in 2007-2008:

K-7, Spec

School Opened: 2004

Current Contract Term: 2004 through 2012

Mission Statement:

Educational Service Provider: Imagine Schools

Authorizer: Bay Mills Community College

Grades

K-7, Spec

Address

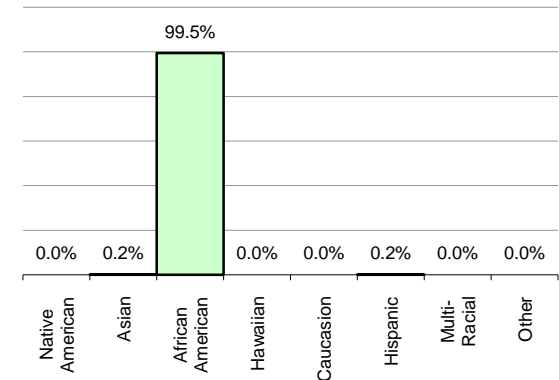
25175 Code Road, Southfield

Pupils  
07-08  
410

Ed YES!  
07-08  
B

NCLB Phase  
07-08  
Phase 1

Ethnicity  
2007-2008



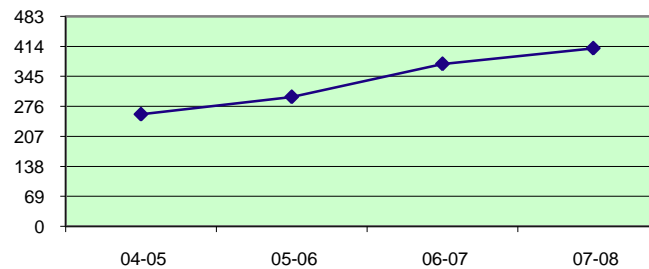
## Academic:

Instruction Type: Traditional  
Average Teacher Salary (06-07): \$35,453  
Teacher/Student Ratio (06-07): 1:22  
Attendance (07-08): 94.0%  
Graduation Rate (07-08): NA

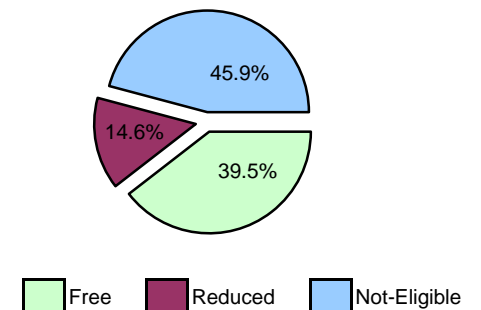
## Financial:

Foundation Grant (06-07): \$7,385  
Fund Balance (06-07): NDA\*  
Percent Operating Expenditures Spent On Instruction (06-07): 45.9%

Pupil Count Trend



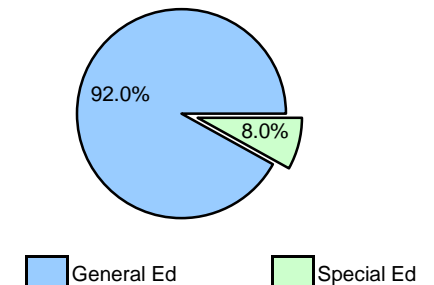
Free /Reduced Lunch Eligibility  
2007-2008



Achievement (Percent Proficient on MEAP):

2007-2008	Academy	Southfield Public School District	State Average
ELA 3	83.3%	81.0%	80.9%
ELA 4	55.1%	71.7%	76.3%
ELA 5	56.5%	76.7%	77.6%
ELA 6	59.1%	69.5%	79.6%
ELA 7	58.3%	57.5%	74.4%
ELA 8		64.3%	75.3%
MME ELA		31.6%	52.3%
Math 3	92.5%	89.9%	90.2%
Math 4	61.2%	79.9%	85.8%
Math 5	48.9%	73.7%	74.2%
Math 6	68.2%	58.8%	72.7%
Math 7	33.3%	64.1%	72.7%
Math 8		63.0%	71.6%
MME Math		16.0%	46.2%

General and Special Ed Status  
2007-2008



## Academy Comments:

# Woodward Academy

Grades in 2007-2008:

K-8, Spec

School Opened: 1996 Current Contract Term: 2006 through 2011

## Mission Statement:

Woodward Academy fosters creativity, cooperation and positive behavior, and is committed to scholastic development, by offering progressive teaching methods and by providing personalized education.

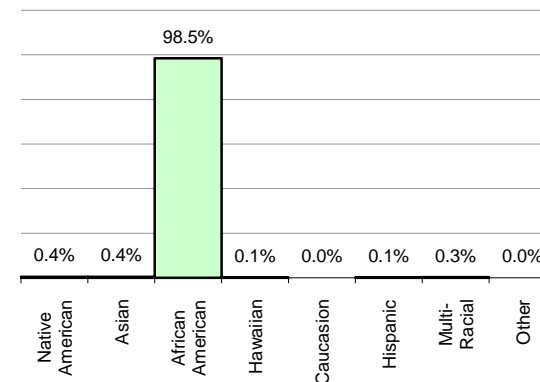
Educational Service Provider: SEA IV, Inc.

Authorizer: Central Michigan University

Grades: K-8, Spec  
Address: 951 E. Lafayette Street, Detroit

Pupils 07-08: 689  
Ed YES! 07-08: C  
NCLB Phase 07-08: Phase 0

## Ethnicity 2007-2008



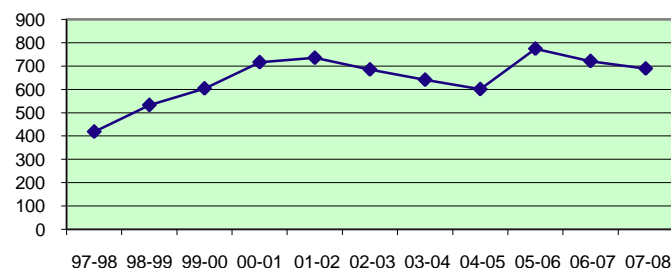
## Academic:

Instruction Type: General  
Average Teacher Salary (06-07): \$44,710  
Teacher/Student Ratio (06-07): 1:17  
Attendance (07-08): 94.0%  
Graduation Rate (07-08): NA

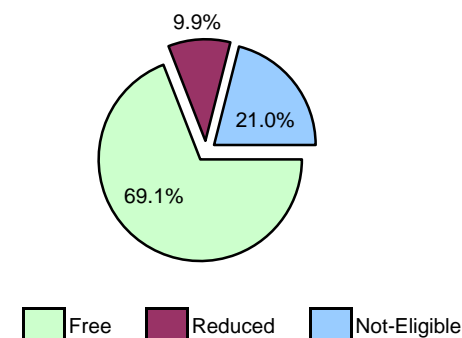
## Financial:

Foundation Grant (06-07): \$7,385  
Fund Balance (06-07): \$1,304,841  
Percent Operating Expenditures Spent On Instruction (06-07): 52.6%

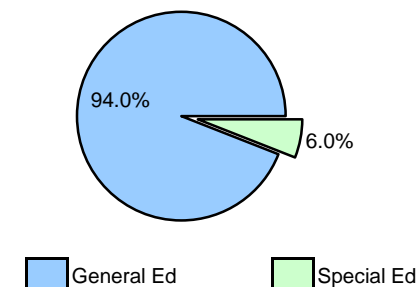
## Pupil Count Trend



## Free /Reduced Lunch Eligibility 2007-2008



## General and Special Ed Status 2007-2008



## Achievement (Percent Proficient on MEAP):

2007-2008	Academy	Detroit City School District	State Average
ELA 3	58.1%	62.4%	80.9%
ELA 4	46.0%	52.1%	76.3%
ELA 5	54.3%	51.0%	77.6%
ELA 6	55.1%	50.9%	79.6%
ELA 7	64.1%	41.9%	74.4%
ELA 8	46.1%	49.0%	75.3%
MME ELA		26.0%	52.3%
Math 3	74.0%	70.0%	90.2%
Math 4	61.3%	63.7%	85.8%
Math 5	36.6%	44.1%	74.2%
Math 6	32.9%	39.2%	72.7%
Math 7	53.2%	43.5%	72.7%
Math 8	36.0%	38.5%	71.6%
MME Math		14.3%	46.2%

## Academy Comments:

# YMCA Service Learning Academy

Grades in 2007-2008:

K-8, Spec

School Opened: 1999 Current Contract Term: 2004 through 2009

## Mission Statement:

Believing that all students have the right to a first class education, the YMCA Service Learning Academy is committed to provide an atmosphere conducive to propelling each student into their unique destinies via an individualized, comprehensive and holistic educational experience.

Educational Service Provider: Self-managed

Authorizer: Lake Superior State University

## Grades

K-8, Spec

## Address

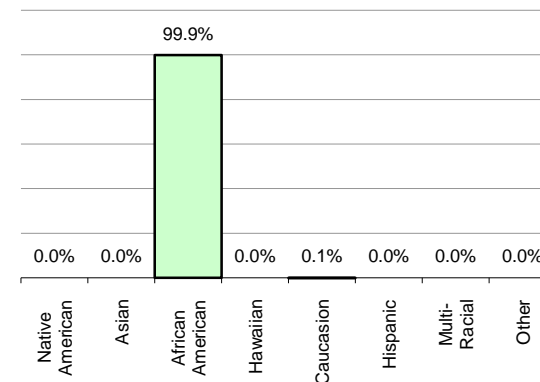
21605 W. 7 Mile Road, Detroit

Pupils  
07-08  
1102

Ed YES!  
07-08  
B

NCLB Phase  
07-08  
Phase 0

## Ethnicity 2007-2008



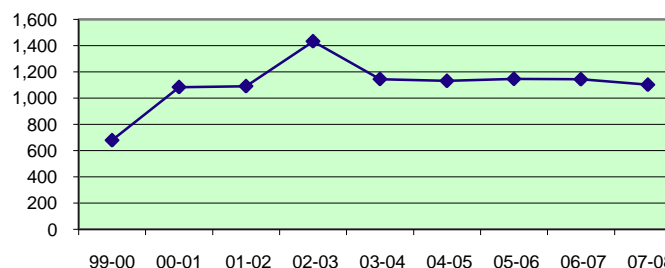
## Academic:

Instruction Type: Traditional  
Average Teacher Salary (06-07): \$45,419  
Teacher/Student Ratio (06-07): 1:26  
Attendance (07-08): 93.2%  
Graduation Rate (07-08): NA

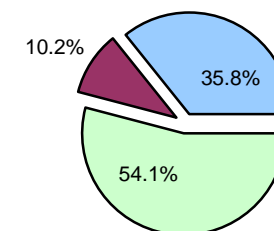
## Financial:

Foundation Grant (06-07): \$7,385  
Fund Balance (06-07): \$1,694,183  
Percent Operating Expenditures Spent On Instruction (06-07): 62.0%

## Pupil Count Trend

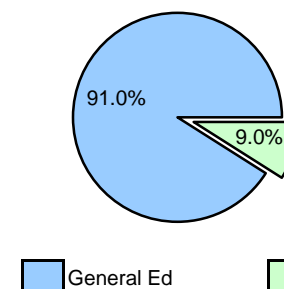


## Free /Reduced Lunch Eligibility 2007-2008



Free Reduced Not-Eligible

## General and Special Ed Status 2007-2008



General Ed Special Ed

## Achievement (Percent Proficient on MEAP):

2007-2008	Academy	Detroit City School District	State Average
ELA 3	70.2%	62.4%	80.9%
ELA 4	80.0%	52.1%	76.3%
ELA 5	78.8%	51.0%	77.6%
ELA 6	85.7%	50.9%	79.6%
ELA 7	81.4%	41.9%	74.4%
ELA 8	81.5%	49.0%	75.3%
MME ELA		26.0%	52.3%
Math 3	87.0%	70.0%	90.2%
Math 4	88.4%	63.7%	85.8%
Math 5	77.8%	44.1%	74.2%
Math 6	85.6%	39.2%	72.7%
Math 7	80.5%	43.5%	72.7%
Math 8	84.3%	38.5%	71.6%
MME Math		14.3%	46.2%

## Academy Comments: