



Middle Cities
EDUCATION ASSOCIATION

**Michigan: A Top Ten Education
Performing State in Ten Years**

Raymond S. Telman

August 11, 2015

MICHIGAN

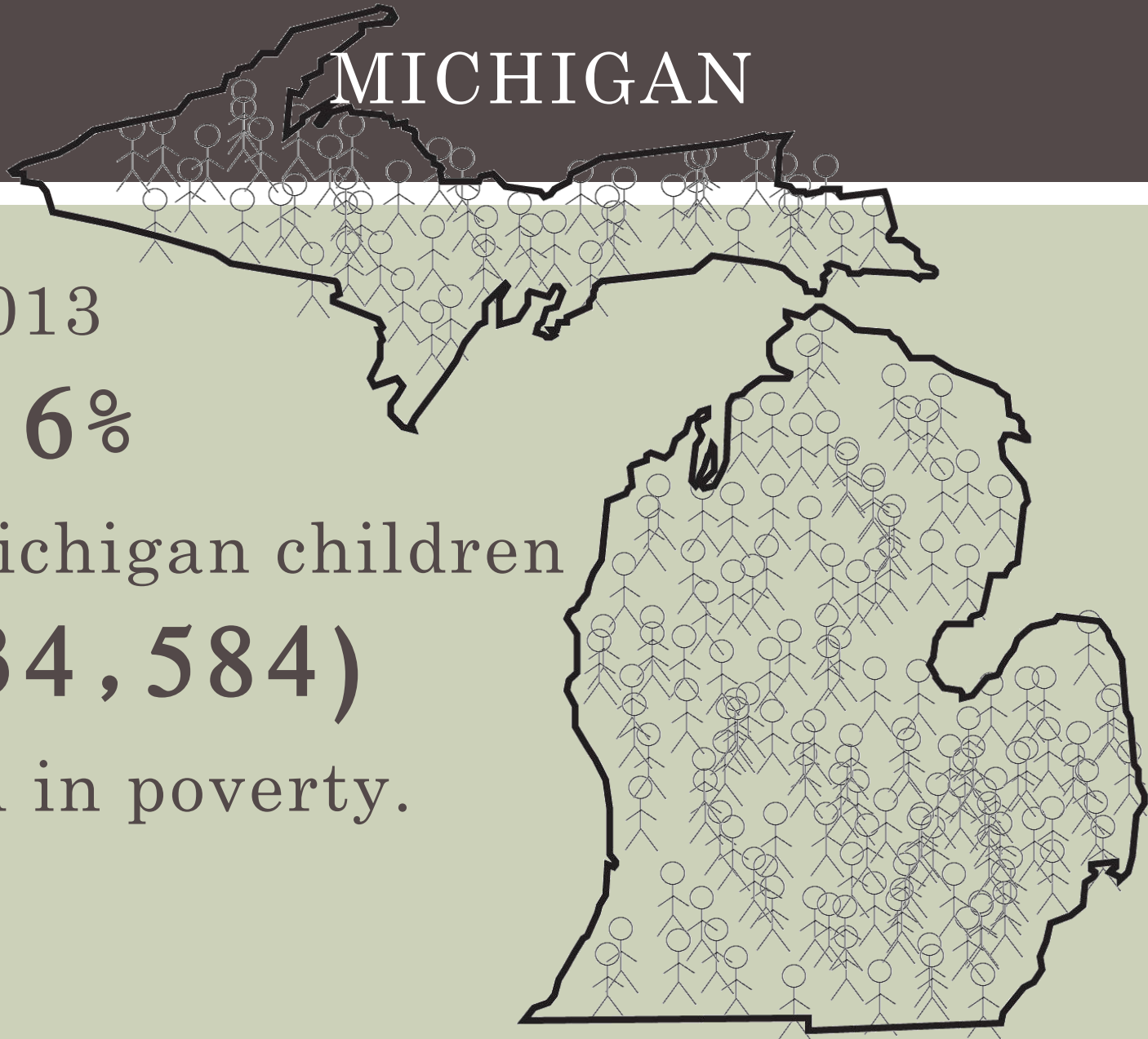
In 2013

23.6%

of Michigan children


(534,584)

lived in poverty.



MICHIGAN

The number of Michigan children living **in poverty** increased **35%** over six years, to nearly one in four.



MICHIGAN

17% of
Michigan's
children
live in



Concentrated
poverty

MICHIGAN



Extreme
poverty

12% of
Michigan's
children
live in

po □ □ *ert* □

POVERTY GUIDELINES

Issued each year by the Department of Health & Human Services, for determining financial eligibility for certain federal programs.


2015 POVERTY GUIDELINES	
Persons in family/household	Poverty guideline
1	\$11,770
2	15,930
3	20,090
4	24,250
5	28,410
6	32,570
7	36,730
8	40,890

STUDENT PERSPECTIVE

- **42% of single-parent families** in Michigan live below federal poverty guidelines.
- Between 2008 and 2011, the number of **homeless students** in Michigan's public schools **increased by 315%**.
- More than **43,000** Michigan public school students were homeless in 2011-2012.
- **One in five** children experience **"food insecurity."**
- The current measure of **poverty does not recognize** expenses needed to get and hold a job, such as **transportation** and **child care costs**.
- The current measure of **poverty does not recognize** differences in **medical costs** that vary across groups.
- A child born in poverty hears **30 million fewer words** in the first years of life.

POLICY PERSPECTIVE



Among the 50 largest U.S. cities, Detroit had the highest child poverty rates in 2013 with **59%** of children living below federal poverty guidelines.



POVERTY GUIDELINES

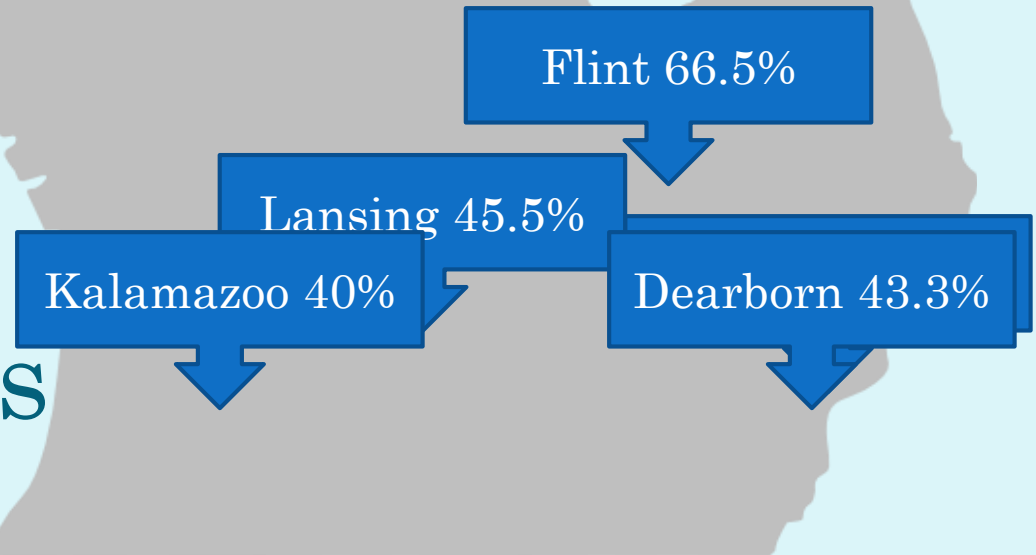
POLICY PERSPECTIVE

Among the 50 largest U.S. cities, Detroit had the highest child poverty rates in 2013 with **59%** of children living below federal poverty guidelines.

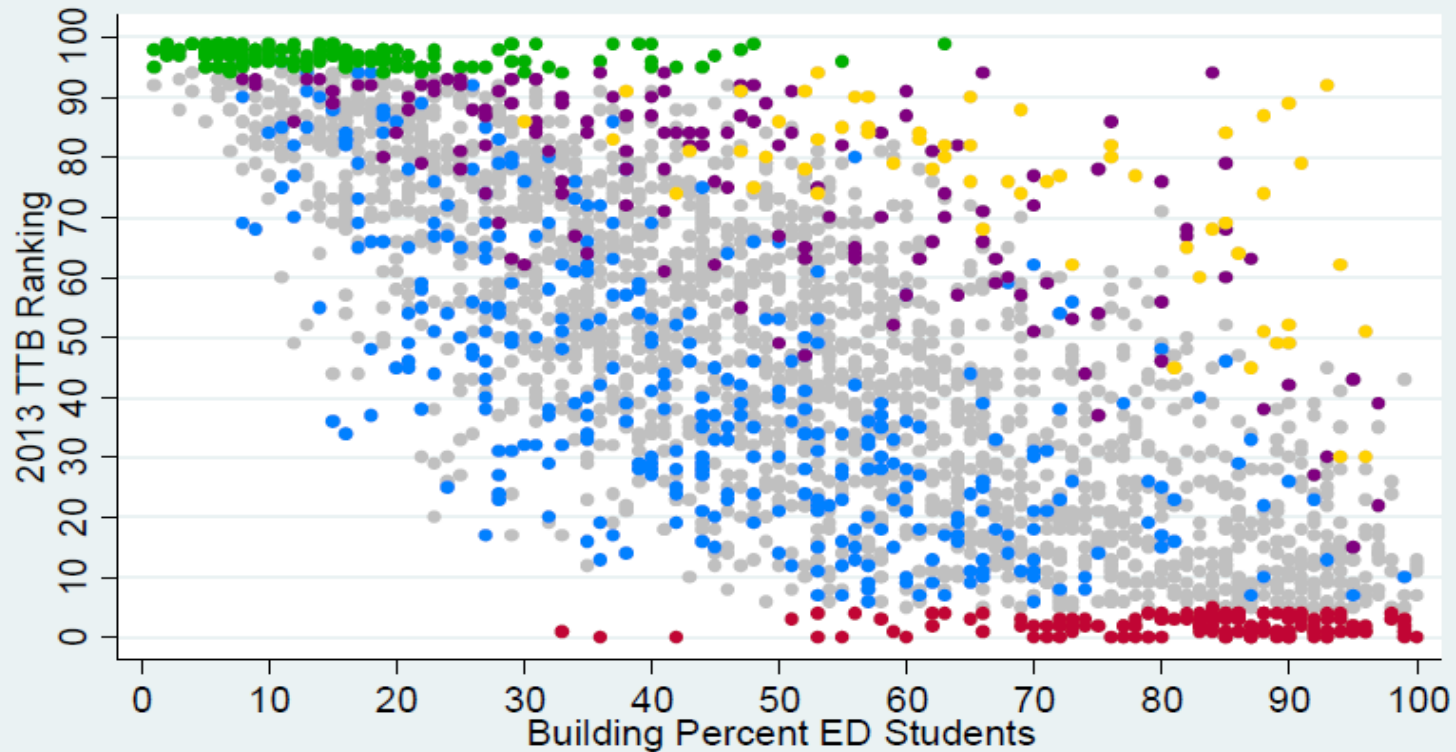


POLICY PERSPECTIVE

Michigan's
five
highest
community
poverty rates



POLICY PERSPECTIVE



- | | |
|--------------------------|----------------------------|
| ● TTB Ranked Schools | ● Priority Schools |
| ● Focus Schools | ● Reward (High Performing) |
| ● Reward (High Progress) | ● Reward (BTO) |

ONE LAST (75 SECOND) POLICY PERSPECTIVE



WHAT TO DO?

How do unequal opportunities help close the achievement gap?

They don't. Instead, they perpetuate the gap.

Closing the

opportunity gap

will require that school resources, talent and spending be targeted to the kids who need help the most.

- Arne Duncan U.S. Secretary of Education, September 2012

TO DO LIST

1. **FULLY FUND AT-RISK**
2. **CLOSE THE OPPORTUNITY GAP**

A CONTINUAL CONSIDERATION

poverty
matters

A CONTINUAL CONSIDERATION

**poverty
matters**

WORTH REMEMBERING



“Unfortunately, many Americans live on the outskirts of hope – some because of their poverty, and some because of their color, and all too many because of both. Our task is to help replace their despair with opportunity.”

- Lyndon B. Johnson