



Michigan
Public Libraries
Data Digest
2009 Edition



Data Analysis and Coordination

Terri D. Assaf, Library Data Coordinator

State Librarian

Nancy R. Robertson

For questions or comments about this publication, contact
Terri Assaf at (517) 373-3828 or assaft@michigan.gov.

Michigan public libraries data digest...

Lansing, Mich. Library of Michigan.

v. annual

1. Public libraries -- Michigan -- Statistics -- Periodicals. I. Library of Michigan

Z732.M5 K74

027.4 K






Data Digest 2009






The information contained in this digest reflects the activity of 377 main libraries, 277 branch libraries and 15 bookmobiles providing public library service in Michigan. The national public library data was obtained from Public Libraries Survey: Fiscal Year 2007 (IMLS-2009-PLS-02). Institute of Museum and Library Services. Washington, DC.

State data comprises information collected and submitted via the FY 2008/2009 Public Library Annual Report for public libraries' fiscal years completed prior to October 1, 2008.



Bookmark this!

-  Michigan was the first state to provide in its Constitution for the establishment of public libraries.
-  Michigan's largest library, Detroit Public Library, is also the state's oldest established free public library. Detroit Public Library was established 32 years before the first Library of Congress, and is only 17 years younger than the United States' oldest public library, Boston Public Library.
-  The Upper Peninsula city of Sault Ste. Marie is the oldest town between the Alleghenies and the Rockies, and home to Bayliss Public Library.
-  Michiganians will find more than 35 million books in the state's public libraries, almost four books for every resident.
-  In Michigan last year, libraries entertained and educated over 2.5 million people with library programming. Over 1.6 million program attendees participated in children's programs. Collectively, Michigan's public libraries held 97,431 programs for the public during fiscal year 2008. And, the library programs were free of charge!

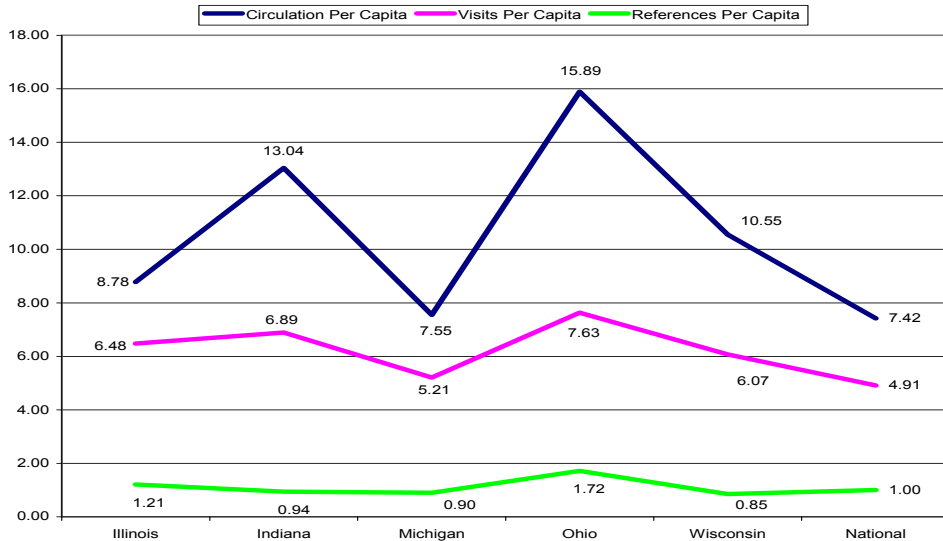
-  Each Michigan resident checks out an average of 8 items per year and spends less in annual taxes for public library services than the cost of one best seller.
-  Michigan's public libraries received 52.7 million visitors in fiscal year 2008, more than double the number of visitors to Michigan's state parks.
-  Michigan public libraries are the number one point of online access for people without an Internet connection at home, school or work. Internet computers were used nearly 15 million times in fiscal year 2008. Also, more than 78% of Michigan's public libraries provide wireless Internet connectivity to their patrons.
-  Michigan residents checked out over 79.2 million items during fiscal year 2008.
-  Combined, Michigan public library buildings encompass 7,503,399 square feet. That's more than 5 times the size of Ford Field Football Stadium, home of the Detroit Lions NFL team.

National Comparisons*

	Michigan's Ranking	Michigan Averages	National Averages
State operating income per capita	29	\$1.06	\$2.52
Local operating income per capita	13	\$38.43	\$31.68
Total operating income per capita	16	\$42.49	\$37.66
Operating expenditures per capita	18	\$37.25	\$34.95
Reference transactions per capita	22	0.90	1.00
Print materials per capita	22	3.46	2.78
Visits per capita	25	5.21	4.91
Circulation per capita	24	7.55	7.42

* Henderson, E., Miller, K., Craig, T., Dorinski, S., Freeman, M., Issac, N., Keng, J., McKenzie, L., O'Shea, P., Ramsey, C., Sheckells, C. (2009). Public Libraries Survey: Fiscal Year 2007 (IMLS-2009-PLS-02). Institute of Museum and Library Services. Washington, DC.

Library Services - Regional Comparisons FY 2007*



* Henderson, E., Miller, K., Craig, T., Dorinski, S., Freeman, M., Isaac, N., Keng, J., McKenzie, L., O'Shea, P., Ramsey, C., Sheckells, C. (2009). Public Libraries Survey: Fiscal Year 2007 (IMLS-2009-PLS-02). Institute of Museum and Library Services. Washington, DC.

Staying Connected in Michigan

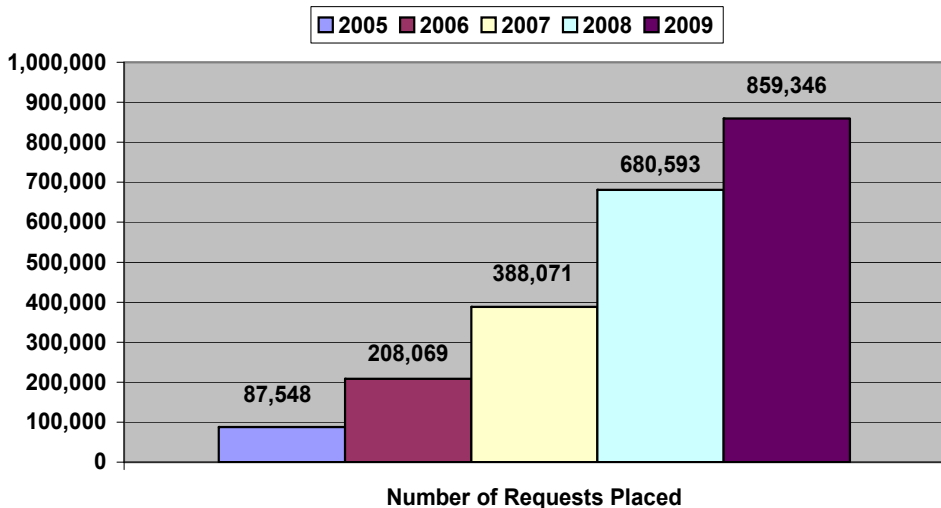


The Michigan eLibrary (<http://mel.org>) is a state-of-the-art online library and continues to be one of Michigan's great resources. MeL.org provides its users access to a wealth of information resources; a shared statewide catalog, full-text databases, digital Michigan history collections, and more than 2000 Best Web sites in 8 targeted areas of particular interest to Michigan residents. The MeL.org homepage now welcomes an average of over 1.3 million visits annually. It is the front door to carefully selected, targeted resources available at no cost to the nearly 10 million Michigan residents.

MeL.org features the Michigan Online Resources for Educators (MORE), a portal through which educators can access tens of thousands of online curricular resources aligned to and searchable by the Michigan Content Expectations. In 2009, the MORE portal welcomed the acquisition of nearly 60,000 aligned resources from Thinkfinity.org whose content partners include the Smithsonian, ARTSEDGE, NCTM's Illuminations and others.

The Michigan eLibrary includes over 40 database resources with full-text information from magazines, journals, newspapers, digital images and other publications and MeLCat, the shared statewide catalog and interloan system. Care had been taken to insure that Michigan residents from first graders to senior citizens find information they can use in MeL's resources. In 2009 MeL database users performed 38.5 million searches. The MeL databases of special interest to the K-12 audience receive excellent use; 2.1 million searches were performed in just 3 of these age appropriate resources alone. At the end of 2009, MeLCat the shared statewide had 363 participating libraries from all over Michigan: 40 academic, 285 public, 23 K-12, 9 public/K12, and 6 special.

MeLCat Statewide Resource Sharing System



Requests Filled

2005 fill rate: 84.8% 2006 fill rate: 88.6%

2007 fill rate: 88.9% 2008 fill rate: 89.2% 2009 fill rate: 89.6%

Over 39.4 million items available through MeLCat, the statewide-shared online catalog.

Five Years and Counting...

Americans love libraries, and Michigianians are no exception. At a time when information and entertainment options proliferate, Michigan libraries continue to provide access to nearly anything on the Web or in print with personal assistance in the search. Technology has changed the way that some patrons interface with the library, with many services now available through a library's Web page. The data suggests that Michigan residents are using libraries now more than ever, indicating that libraries are the core of our state's information structure and community.

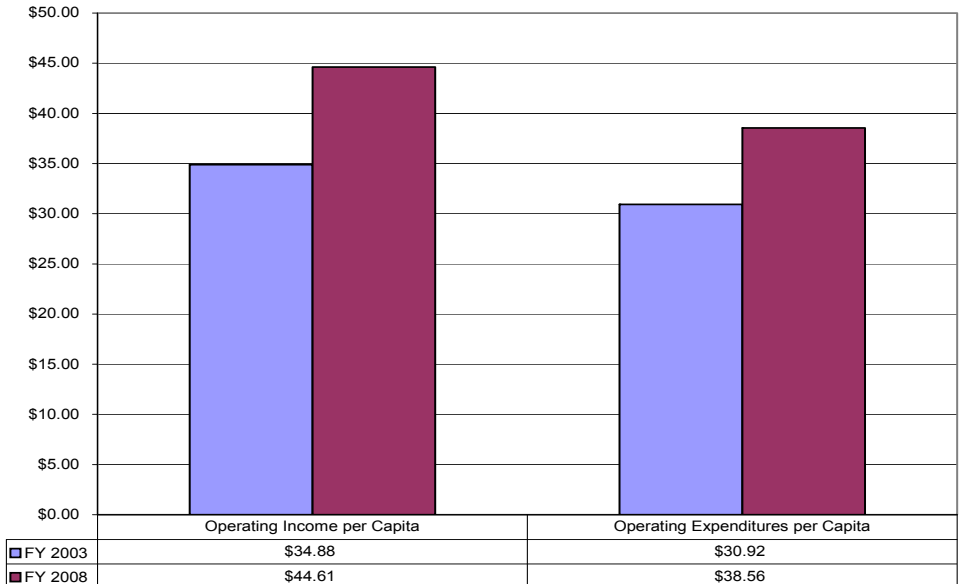
In FY 2003, Michigan public libraries had:

- automated systems at 86% of the libraries
- 35.1 million items available in their collections
- 1,421,632 actual hours open to the public
- 72,438 programs for the public
- 5,103 Internet computers available for public use

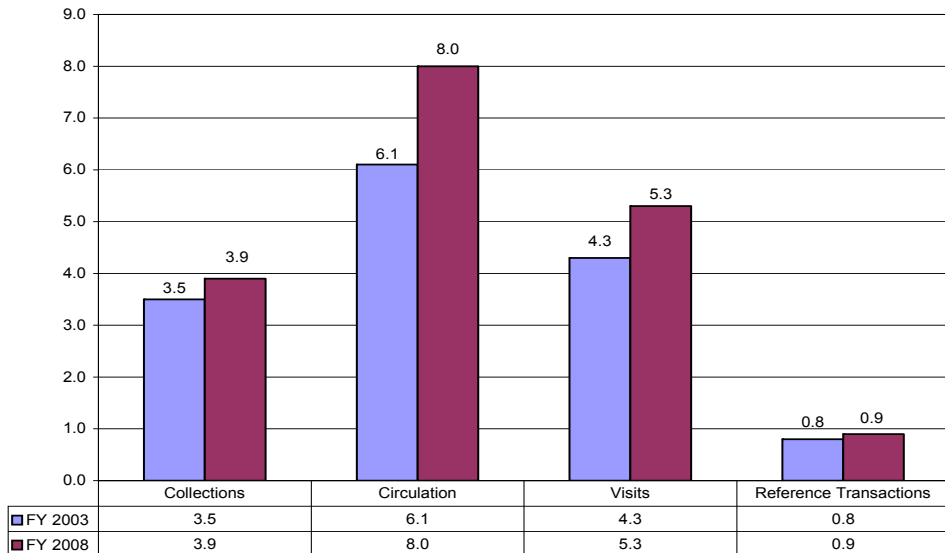
In FY 2008, Michigan public libraries had:

- automated systems at 94% of the libraries
- 38.5 million items available in their collections
- 1,450,284 actual hours open to the public
- 97,431 programs for the public
- 9,718 Internet computers available for public use

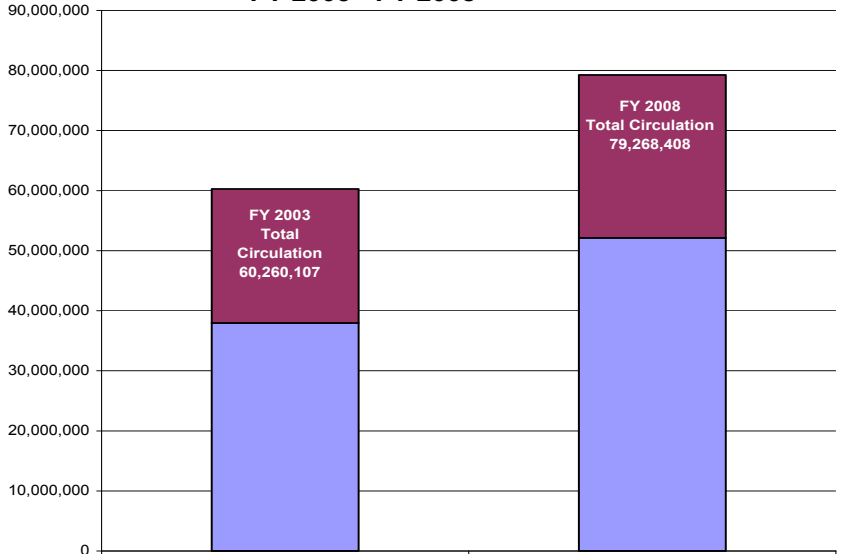
Michigan Library Operating Income and Expenditures Trends FY 2003 - FY 2008



Michigan Per Capita Library Service Trends FY 2003 - FY 2008



Michigan Circulation Trends FY 2003 - FY 2008



	FY 2003	FY 2008
Children's Circulation	22,275,232	27,113,451
Non-Children's Circulation	37,984,875	52,154,957

Did you know ???

In FY 2008, Michigan's public libraries:

- + Were open to the public 1,450,284 hours
- + Offered 58,047 programs to children across the state
- + Answered 8,678,410 reference questions
- + Had 5,252,834 active registered borrowers
- + Employed 8,349 people, of which 1,614 were employees with master's degrees in library science
- + Spent over \$47 million on their collections, to continue providing the best information and items of interest

A Day in the Life

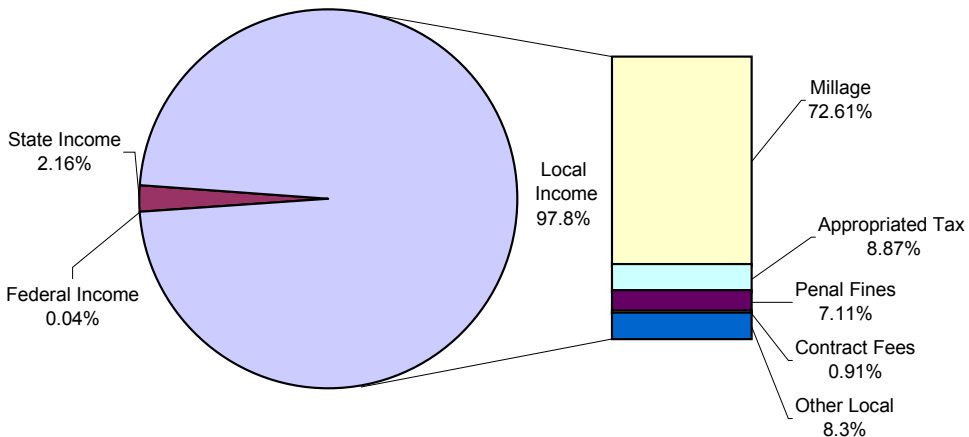
On a typical day, Michigan public libraries:

- + Welcome 158,515 people
- + Circulate 238,043 items
- + Conduct 26,061 reference transactions
- + Assist 44,483 Internet users



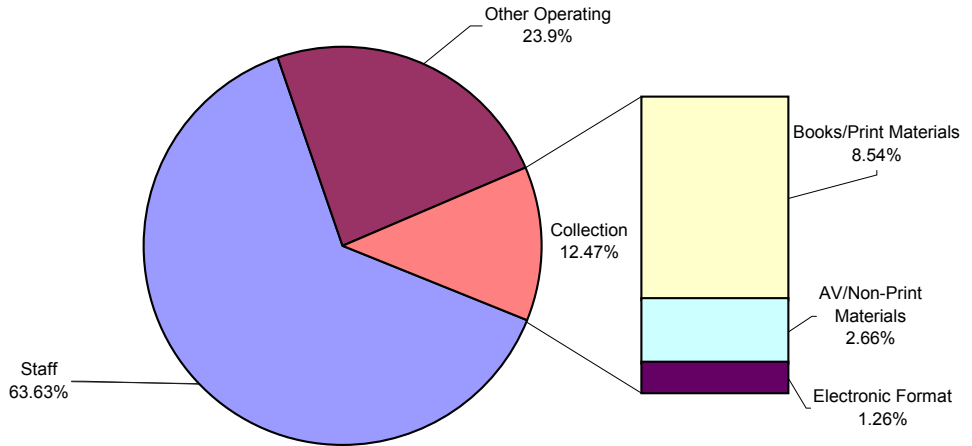
Operating Income by Source FY 2008

Michigan's public libraries received over \$444 million total operating income, an average of \$44.61 received to provide services for each Michigan resident.



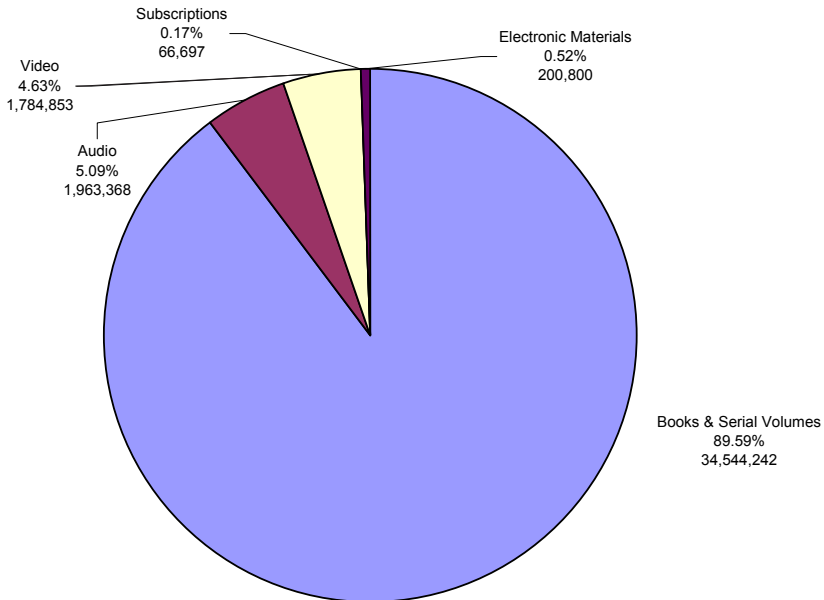
Operating Expenditures FY 2008

Michigan's public libraries spent \$383.9 million total operating expenditures, an average of \$38.56 spent to provide services for each Michigan resident, and \$53.7 million total capital expenditures.



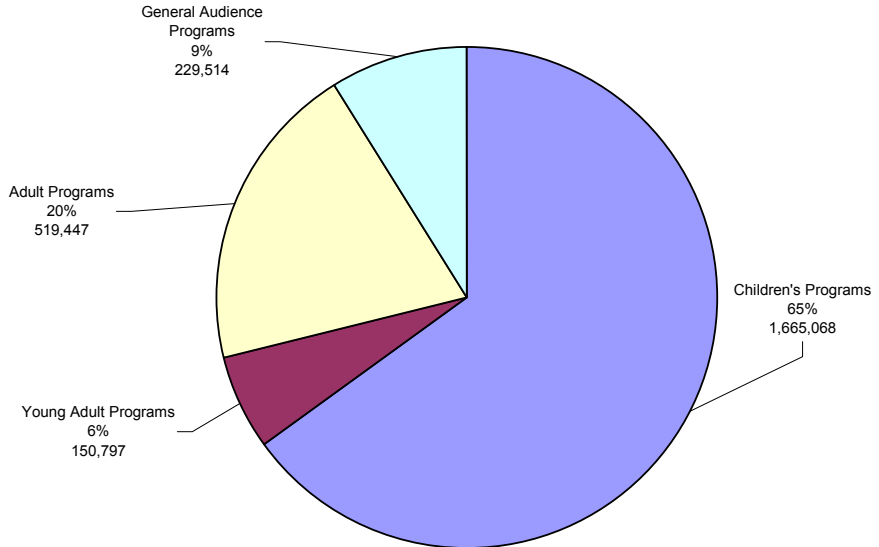
Michigan Public Library Collections FY 2008

Total Collections - 38,559,960



Statewide Library Program Attendance FY 2008

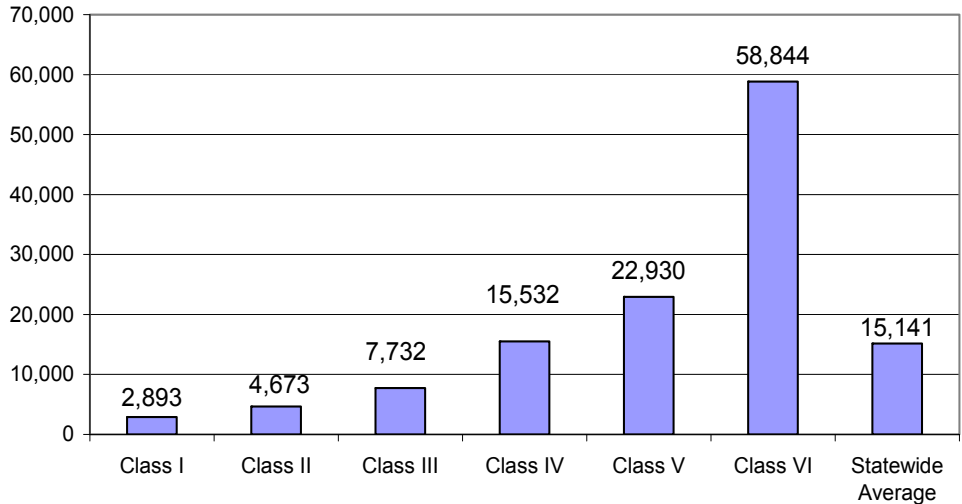
Total Program Attendance - 2,564,681



2008 Class Average

Square Footage of Central Libraries

total sq ft of all libraries and outlets - 7,503,399



Michigan Public Libraries

	FY 2007	06-07 % Change	FY 2008	07-08 % Change
Total Library Visits	50,395,130	4%	52,785,430	4%
Total Library Visits Per Capita	5.1	4%	5.3	4%
Total Circulation	74,890,273	7%	79,268,408	6%
Total Circulation Per Capita	7.5	7%	8.0	6%
Total Collections	37,882,206	1%	38,559,960	2%
Total Collections Per Capita	3.8	0%	3.9	2%
Reference Transactions	8,582,586	3%	8,678,410	3%
Reference Transactions Per Capita	0.9	1%	0.9	1%
Operating Income Per Capita	\$42.28	5%	\$44.61	5%
Operating Expenditures Per Capita	\$37.08	3%	\$38.56	4%

Class I - Libraries serving a population of 0-3,999

Number of libraries reporting - 77

FY 2008	Total	Average	Per Capita
State operating income	\$162,968	\$2,116	\$0.76
Local operating income	\$7,134,686	\$92,658	\$33.43
Total operating income	\$7,318,292	\$95,043	\$34.29
Operating expenditures	\$6,047,719	\$78,542	\$31.62
Reference transactions	80,891	1,051	0.4
Collections	1,442,454	18,733	6.8
Visits	1,036,845	13,466	4.9
Circulation	1,292,539	16,786	6.1
Number of public computers	513	6	

Class II - Libraries serving a population of 4,000-6,999

Number of libraries reporting - 74

FY 2008	Total	Average	Per Capita
State operating income	\$289,671	\$3,914	\$0.72
Local operating income	\$12,304,052	\$166,271	\$30.50
Total operating income	\$12,607,130	\$170,367	\$31.25
Operating expenditures	\$10,921,731	\$147,591	\$26.35
Reference transactions	246,265	3,328	0.6
Collections	1,953,005	26,392	4.8
Visits	1,927,468	26,047	4.8
Circulation	2,647,583	35,778	6.6
Number of public computers	617	8	

Class III - Libraries serving a population of 7,000-11,999

Number of libraries reporting - 69

FY 2008	Total	Average	Per Capita
State operating income	\$461,693	\$6,691	\$0.72
Local operating income	\$19,466,358	\$282,121	\$30.46
Total operating income	\$19,938,203	\$288,959	\$31.19
Operating expenditures	\$17,355,049	\$251,522	\$27.19
Reference transactions	374,164	5,423	0.6
Collections	2,655,432	38,485	4.2
Visits	3,436,770	49,808	5.4
Circulation	3,805,148	55,147	6.0
Number of public computers	916	13	

Class IV - Libraries serving a population of 12,000-25,999

Number of libraries reporting - 78

FY 2008	Total	Average	Per Capita
State operating income	\$1,011,613	\$12,969	\$0.78
Local operating income	\$56,250,978	\$721,166	\$43.64
Total operating income	\$57,306,168	\$734,694	\$44.46
Operating expenditures	\$50,784,895	\$651,088	\$38.77
Reference transactions	841,485	10,788	0.7
Collections	5,083,160	65,169	3.9
Visits	7,126,209	91,362	5.5
Circulation	9,898,065	126,898	7.7
Number of public computers	1631	20	

Class V - Libraries serving a population of 26,000-49,999

Number of libraries reporting - 41

FY 2008	Total	Average	Per Capita
State operating income	\$1,159,360	\$28,277	\$0.80
Local operating income	\$64,434,492	\$1,571,573	\$44.67
Total operating income	\$65,616,332	\$1,600,398	\$45.49
Operating expenditures	\$56,849,174	\$1,386,565	\$39.13
Reference transactions	1,352,024	32,976	0.9
Collections	5,022,721	122,505	3.5
Visits	7,414,032	180,830	5.1
Circulation	11,400,868	278,070	7.9
Number of public computers	1462	35	

Class VI - Libraries serving a population of 50,000 and over

Number of libraries reporting - 43

FY 2008	Total	Average	Per Capita
State operating income	\$6,505,330	\$151,287	\$1.09
Local operating income	\$274,817,484	\$6,391,104	\$46.04
Total operating income	\$281,401,558	\$6,544,222	\$47.14
Operating expenditures	\$241,995,825	\$5,627,810	\$41.98
Reference transactions	5,783,581	134,502	1.0
Collections	22,403,188	521,004	3.8
Visits	31,844,106	740,561	5.3
Circulation	50,224,205	1,168,005	8.4
Number of public computers	5026	116	



Library of Michigan

702 West Kalamazoo St.
P.O. Box 30007
Lansing, MI 48909-7507
www.michigan.gov/libraryofmichigan
Phone: 517-373-1300



PRINTED BY AUTHORITY OF: ACT NO. PA 540 1982
TOTAL NUMBER OF COPIES PRINTED: 2,000
TOTAL COST: \$1,254.37 COST PER COPY: \$0.627 07007 05/10

For more information about this publication, contact Public Services
at (517) 373-1300, TDD: (517) 373-1592 or the Michigan Relay Center:
1 (800) 649-3777 or email librarian@michigan.gov.

In accordance with Michigan Law and ADA requirements, an alternate format of this printed material may be obtained by contacting (517) 373-5614.