

Prepared for:
Michigan Department of
Health and Human Services

Prepared by:
Esther Onaga, Ph.D.
Amy Kemp, B.S.
Sudha Sankar, M.S.
Department of Human
Development and Family
Studies
Michigan State University
East Lansing, Michigan

MICHIGAN STATE
UNIVERSITY



MICHIGAN CLUBHOUSE SURVEY

2014 Report



2014 Michigan Clubhouse Survey

Prepared by:

Esther Onaga, Ph.D.

Amy Kemp, B.S.

Sudha Sankar, M.S.

Department of Human Development and Family Studies

Michigan State University

East Lansing, Michigan

Prepared for:

Michigan Department of Health and Human Services

October 2015

Supported by funds from Substance Abuse and Mental Health Services Administration, Center for Mental Health Services, through the Michigan Department of Health and Human Services. © 2015 Michigan State University.

Michigan Clubhouse Report 2014

Michigan's Clubhouse Survey has been conducted every year since 2010, yielding findings in 2014 that certified Clubhouses performed better in employment outcomes than non-certified Clubhouses. These data have not only provided information to guide how Clubhouses grow in Michigan, but enable understanding about organizational aspects of Clubhouses, which vary across the state. The longitudinal data on Michigan Clubhouses have allowed for confidence in statements about the programmatic characteristics and conditions under which Clubhouses serve Michigan residents. This report describes the conditions and programmatic characteristics of Clubhouse programs in Michigan. Employment data are examined as well, and implications of the findings from these data are shared.

Method

The data were collected from Clubhouse directors using Survey Monkey. In some instances, directors completed paper copies of the survey. For the most part the questions remained identical to those asked in years 2010-2013. A few additional items were added to the 2014 survey around budget, staffing, and organizational affiliation of the program.

Results

The conditions and organizational aspects of Michigan Clubhouses include: (1) budget, (2) staffing, (3) resource allocation, (4) membership, (5) outreach services, (6) transportation services, and (7) health and wellness services. The data revealed, in the main, consistency with the data over time from 2010 to 2014.

Budget (see Appendix A). Clubhouse budgets, highly dependent on number of members served, ranged from \$457,010 in 2010 to \$500,664 in 2012. The average for 2014 was \$474,186. More reflective of the

stability of Clubhouse budgets are the figures for cost per member, which ranged from \$8,033 in 2013 to \$9,591 in 2011. The average cost per member in 2014 was \$8,762. In 2014 directors were asked, "Is your budget funded on the basis of 'fee for service' or 'capitated?'" Fifty-three percent of the directors reported that they were on a capitated system, and 43 percent reported being on a fee-for-service agreement. There were four accredited Clubhouses that were on capitated budgets and four that were on a fee-for-service.

Resource allocation. The question was, "What is the estimated yearly budget allocation for staff, land/building, transportation, and other?" The following averages were calculated for each of the categories. The highest allocation went to staffing at 61.85%, followed by other at 17.48%, building at 11.64%, and transportation at 6.98%.

Staffing (see Appendices B and C). The average number of full-time staff was very consistent across the years, ranging from 4.6 in 2014 to 4.8 in 2011, 2012 and 2013. Part-time staff numbers were equally consistent over the years. They ranged from .8 in 2013 to 1 in 2010, 2011, and 2012. In 2014 the average was .9. Unionization of staff was also examined. Of the 39 directors who responded, 24 indicated that staff were not unionized and 17 indicated they were unionized. When the status of unionization was examined with accreditation as a variable, seven were not unionized and one was unionized. Staff training is discussed in the section on accreditation.

Membership (see Appendix D). Active membership was defined by having attended the Clubhouse at least once a month. It shows fairly stable numbers across the years from 2010 to 2014. From 2011 to 2014 the average daily attendance was measured by counting the number of members who attended the work-ordered day for September 2014 divided by the number of days the Clubhouse was open for the month.

The numbers for average daily attendance reveal that there was not a significant increase or decrease in numbers across the five years.

Education (see Appendix E). The data across the five years show a modest percentage of members engaging in formal education (between 4 and 6%). No significant difference was detected between accredited and non-accredited Clubhouses.

Housing status (see Appendix F). The data averages across the five years remain fairly consistent. However, there are differences across Clubhouses for variables, percent of homeless, members living in group homes, and members being hospitalized. For example, the average percent of homeless people assisted in 2014 was four percent. But there were Clubhouses reporting 24%, 19%, 15%, and 13%. The differences across Clubhouses on the percentages of members living in group homes are notable. The averages across the five years range from 30-35%. However, there are Clubhouse differences, with the high percentages including 78%, 68%, 59%, 58%, and 48%, and low percentages including 5%, 7%, 8% and 9%. Rehospitalization mean percentages decreased from 10% to 8%. However, between-Clubhouse differences in 2014 are notable, from 0% to 23%.

Housing transition (see Appendix G). The average figures for each year from 2012 to 2014 suggest that Clubhouses have increased the number of members helped around housing needs.

Work ordered day (see Appendix H). The accredited Clubhouses reported higher numbers of weekly work-ordered-day hours over the non-accredited Clubhouses. The accredited Clubhouse hours ranged from 35 hours to 40 hours, in contrast to non-accredited Clubhouse hours, which ranged from 25 to 40 hours.

Employment (see Appendix I). Employment continues to be a major outcome monitored for Michigan Clubhouses. This report describes variables that provide a descriptive picture of what employment looks

like for Clubhouse members. Examining employment, inclusive of individual and group transitional employment, supported employment, and independent employment, the largest number of members hold independent employment and very few Clubhouses use the modality of group transitional employment. As Appendix I-12 shows, a small percentage of Clubhouse members are affiliated with Michigan Rehabilitation Services or Michigan Commission for the Blind. Since transitional employment is a unique feature of Clubhouses, this report covers a number of variables related to transitional employment. The highest gain in number of people employed from 2013 to 2014 occurred in individual transitional employment. Although 75% of Clubhouses supported transitional employment in 2014, 11 Clubhouses had no individual transition employment positions. There was a significant increase, not only with the numbers employed but equally with their earnings (see Appendix I-2).

Another notable fact is the variety of jobs held by individual members. No Clubhouse had only one type of job. The most prevalent types of jobs were in maintenance/janitorial followed by clerical, food service, and retail, as Figure 1 (next page) shows.

Buy-in to the concept of transitional employment varied. Buy-in stakeholders included: director, staff, members, advisory board, auspice administrators, and auspice board of directors (auspice meaning organization that backs or supports the Clubhouse). All accredited Clubhouses reported they had buy-in from all of the stakeholders. The immediate stakeholders within a Clubhouse include the director, staff, and members. Table 1 (next page) shows the distribution of buy-in for the three groups. The buy-in seems to be consistent over the years and seems to be specific to the Clubhouse. If there is director buy-in, then there is more likely to be staff and member buy-in (See Appendix I-9).

Figure 1. Type of Job

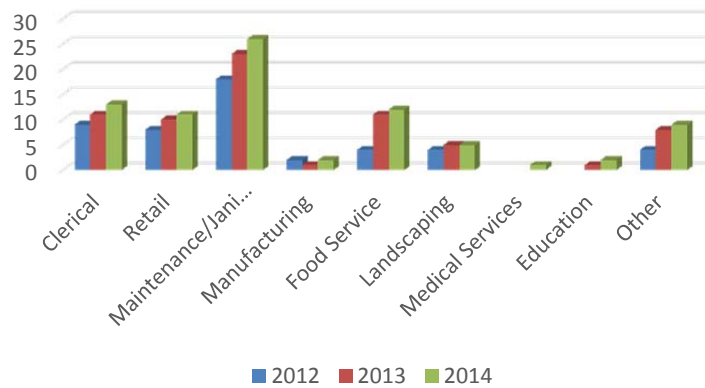


Table 1. Clubhouse Stakeholder Buy-In

Year	DIRECTORS		STAFF		MEMBERS	
	Yes	No	Yes	No	Yes	No
2014	77.50%	22.5%	75%	25%	70%	30%
2013	70%	30%	70%	30%	72.5%	27.5%
2012	77.50%	22.5%	75%	25%	67.5%	32.5%

Transportation (see Appendix J). The average numbers across the five years appear to be fairly stable, but looking across Clubhouses the numbers widely vary. They range from no one receiving transportation services to 120 members receiving services.

Access to Clubhouse (see Appendix K). Access was defined as number of days the Clubhouse was open in the evenings, weekends, and holidays. The average number of days across the years remained fairly stable, between 73 and 80 days. The numbers across Clubhouses were variable from one day to 233 days.

Member support services (see Appendix L). There was a slight drop in the number of members who received outreach services from the Clubhouse. Also a drop is noted in the number who received face-to-face outreach. In 2014 three Clubhouses show no one receiving outreach services.

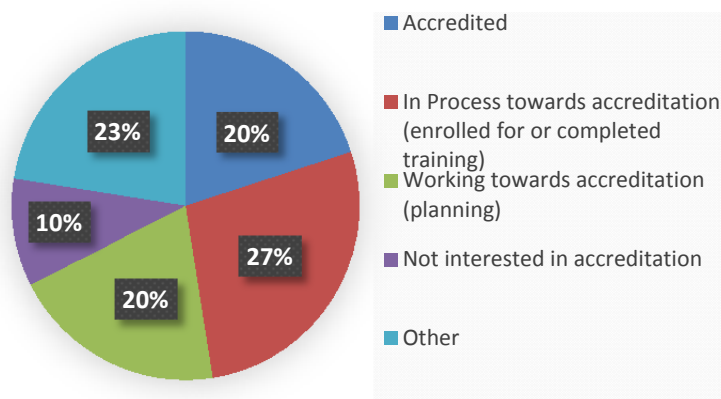
Health and wellness (see Appendix M). The notable outcome for Clubhouses is that the health initiatives indicated in years past appear to be maintained in 2014. Social activity plans are done with health and wellness in mind in almost all of the Clubhouses. Walks at lunch time are a routine activity in almost all Clubhouses. Resources related to smoking cessation appear to be available in most Clubhouses. The focus on health and wellness is most apparent in activities involving food in the Clubhouse: wellness minded menu planning, food preparation and serving size, snack shop offerings, and increasing resources for healthy foods (example: planting garden).

Social connectedness and community involvement (see Appendix N). Volunteering independent of Clubhouse opportunities and those opportunities sponsored by the Clubhouse are a part of most Clubhouses. The numbers are lower for independent volunteering than Clubhouse sponsored events. In 2014 there were three Clubhouses with no independent volunteers and four Clubhouses not offering Clubhouse volunteer opportunities. The number of members participating in social/recreational activities sponsored by the Clubhouse indicates a drop from 2013 to 2014. In 2014 there were four Clubhouses that had 0 members participating in these activities.

Accreditation (see Appendix O). In 2014 we measured staff involvement with training provided by Clubhouse International, the accreditation body for Clubhouses. Interest in accreditation was heightened given the SAMHSA award of Clubhouse being evidence-based for accredited Clubhouses. Given the goal of Michigan supporting evidence-based practices, the accreditation factor for Clubhouses has

become increasingly important. The directors provided information about where their Clubhouse was in the pursuit of accreditation. The chart below (Figure 2) shows the Michigan Clubhouses' distribution on their effort to become accredited. Four of the directors reported no interest in going after accreditation and 10 other directors checked "other" with explanations that might also indicate no interest at this time. However, 11 Clubhouses had made good progress in either getting training from the Clubhouse International training sites or arranging for a site visit (see Figure 2).

Figure 2. Progress toward Accreditation



Another measure was who of the unaccredited Clubhouses had currently received training (see Figure 3). CI offers training of directors, staff, and members. Directors of six Clubhouses reported that no one in the Clubhouse had been trained at a CI training site and 26 Clubhouses had both directors and staff/members trained.

How recent was the training was next examined in increments of about 5 years (see Figure 4). Eighteen directors and 24 staff/members had received training in the last 10 years. Training is critical, as Clubhouse administrators and staff need to be knowledgeable about what is a quality program.

Figure 3. Who Has Received Training

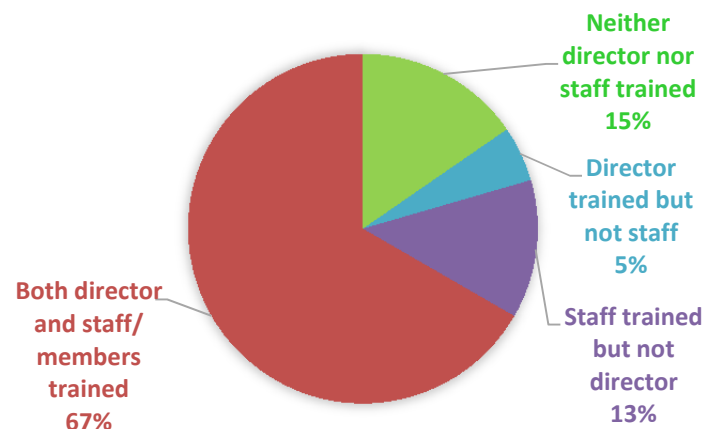


Figure 4. Date of Training



A few questions focused on the director's training: "Has the director of the Clubhouse been to 2 or 3 week trainings at Clubhouse International?" "When was the last time the Director has been to

training?” Have members or staff been to 2 or 3 week training?” and “When was the last time staff or members went to training?”

Summary, Limitations and Implications

In the main, the data across five years provide stable information about Michigan Clubhouses. The data describe access to the program, funding and staffing structures, services delivered, social and community connections, and outcomes for members. Three areas of focus from the data for 2014 include: employment, health and wellness, and accreditation.

The somewhat low percentage of members interested in employment should be explored further. Why are more members not interested in jobs? With this information a strategy of how employment can be offered to members may emerge. The 2014 employment data continue to suggest that accredited Clubhouses have better transitional employment outcomes than non-accredited Clubhouses. Overall, more people were accessing transitional employment in 2014 than in years prior. Most of the transitional employment programs had staff coverage. Income from transitional employment increased in 2014 in contrast to prior years. Looking at transitional employment—not only numbers employed but the factors associated with their employment—would reveal how much members may be gaining from this type of employment. The data collected on fidelity of implementing individual transitional employment are a place to begin. The structures supporting integration of the employment function as part of the work ordered day staffing, covering for absences, having diversity of types of jobs, having jobs outside of auspice agencies, and providing long term supports are efforts that might yield more people accessing jobs and moving into more independent jobs.

The data related to housing may be less reflective of Clubhouse services than about the community in which the Clubhouse is situated. For

example, the highly varied percentages of members residing in group homes across Michigan Clubhouses suggest that there are communities with a larger prevalence of group homes than others. The same may apply to the number of homeless served.

Michigan Clubhouses continue to strive for excellence. The 2015 data show that Michigan has eight accredited Clubhouses out of the 40, and that there are 11 Clubhouses that have either arranged for a site visit or attended training with hopes of receiving accreditation. A conversation with Clubhouse directors having no interest in accreditation may be useful. Perhaps they can provide a rationale for their disinterest. Barriers and incentives encountered in the work related to accreditation might be helpful to examine.

Health and wellness initiatives are especially of interest with the larger community wanting integrative health care. The current data on health and wellness are encouraging, for they show that the initiatives taken seem to be continued from year to year. However, what is unknown is the linkages being made for individuals with health issues and the food and exercise access in the Clubhouse.

The data related to accreditation show a progress toward increasing numbers of Clubhouses working toward accreditation. The six Clubhouses with neither director nor staff who received training need to be addressed. Having a framework for implementing an evidence-based Clubhouse requires leadership and staff training. There might be a need to have a refresher course for those who attended training more than 10 years ago.

The biggest limitation of this study is that the data are based on the Clubhouse directors’ word. Clubhouses that have a data system to routinely collect this type of information have reported that they have information readily at hand. Others have struggled to respond in a timely fashion. Since the responses are the directors’ self-report, for

items that are highly reliant on perception, such as the question regarding stakeholders' buy-in, those responses have to be examined with knowledge that the different stakeholders did not have the opportunity to respond. Rather, the directors' perceptions determined the responses on those items.

For areas that are of high interest, such as health and wellness, employment, and organizational capacity to support the program to

become an evidence-based service, it may be helpful to conduct targeted observations and data collection beyond simply having the voice of the directors. Getting feedback from the key stakeholders in the Clubhouse would provide other voices that might confirm what the directors are reporting or yield a new perspective.



Appendices

APPENDICES

- | | |
|--|---|
| A. Annual Budget | J. Transportation |
| B. Staffing | K. Access to Clubhouse |
| C. Support Staff | L. Member Support Services |
| D. Membership | M. Health and Wellness |
| E. Education | N. Social Connectedness and Community Involvement |
| F. Housing Status | O. Accreditation |
| G. Housing Transition | |
| H. Work-Ordered Day | |
| I. Employment | |
| I-1. Individual Transitional Employment Positions | |
| I-2. Individual Transitional Employment | |
| I-3. Group Transitional Employment | |
| I-4. Supported Employment | |
| I-5. Independent Employment | |
| I-6. Moving from Transitional to Supported and Individual Employment | |
| I-7. Transitional Employment Detail | |
| I-8. Diversity of Transitional Employment | |
| I-9. Stakeholder Buy-In | |
| I-10. Target Employment Development Characteristics | |
| I-11. Supported Employment and Individual Employment Detail | |
| I-12. Employment Support | |
| I-13. Employment at a Glance | |

NOTE: In this Appendix, clubhouse names shown in **bold** and marked with an asterisk (*) are accredited clubhouses.

A. Annual Budget

Clubhouse	Annual Budget					Cost Per Member				
	2010	2011	2012	2013	2014	2010	2011	2012	2013	2014
A Place of Our Own (Detroit-Wayne MH Authority)	\$546,000	\$570,095	\$682,800	\$500,000	\$600,000	\$17,063	\$17,815	\$22,760	\$11,111	\$9,231
Bayside Lodge (Mid-State Health Network)	\$370,000	\$380,000	\$435,000	\$437,933	\$491,543	\$6,491	\$5,205	\$7,768	\$6,347	\$8,192
Blue Water Clubhouse (Region 10)	\$515,000	\$541,639	\$583,372	\$583,372	\$547,000	\$9,196	\$10,030	\$11,219	\$8,334	\$9,768
Charter House (Mid-State Health Network)	\$812,500	\$591,648	\$864,133	\$792,221	\$743,065	\$17,287	\$13,148	\$21,076	\$13,204	\$12,181
Circle of Friends (SW MI Behavioral Health)	\$296,223	\$324,413	\$295,128	\$295,128	\$276,751	\$1,466	\$18,023	\$11,805	\$7,976	\$7,688
Club Cadillac* (Northern MI Regional Entity)	\$292,109	\$368,089	\$347,433	\$332,489	\$315,415	\$4,868	\$5,112	\$6,317	\$4,963	\$4,206
Club Interactions (Lakeshore Regional Entity)	\$422,200	\$501,909	\$504,450	\$453,305	\$502,808	\$6,921	\$9,841	\$9,701	\$12,592	\$12,570
Clubhouse Inspiration (Oakland Co CMH Authority)	\$467,591	\$475,580	\$489,050	\$467,592	\$471,210	\$6,777	\$6,794	\$6,191	\$5,995	\$5,746
Crossroads Clubhouse (Macomb Co CMH Services)	\$800,274	\$793,882	\$722,997	\$727,820	\$300,000	\$7,020	\$7,283	\$5,693	\$6,168	\$11,538
Crossroads Clubhouse of Monroe (CMH Partnership of SE MI)	\$397,845	\$362,523	\$299,643	\$354,357	\$733,342	\$9,946	\$13,427	\$14,269	\$11,812	\$6,728
Dreams Unlimited* (Oakland Co CMH Authority)	\$440,000	\$440,000	\$464,000	\$473,500	\$535,666	\$6,984	\$7,097	\$8,436	\$4,047	\$4,826
Fresh Start Clubhouse* (CMH Partnership of SE MI)	\$300,000	\$409,740	\$450,000	\$464,566	\$568,000	\$4,054	\$4,553	\$7,627	\$8,010	\$7,889
Friendship Clubhouse (Macomb Co CMH Services)	\$316,000	\$352,000	\$497,000	\$380,000	\$380,000	\$9,029	\$6,069	\$4,970	\$4,130	\$4,634
Genesis House* (CMH Partnership of SE MI)	\$380,000	\$412,000	\$444,000	\$448,409	\$466,000	\$4,810	\$5,886	\$6,343	\$7,473	\$7,767
Harmony Hall (Region 10)	\$527,268	\$413,099	\$475,112	\$519,602	\$525,000	\$6,277	\$6,259	\$7,424	\$12,084	\$11,932
Heartland House (Mid-State Health Network)	\$351,533	\$389,189	\$305,979	\$432,129	\$509,121	\$5,859	\$5,988	\$4,371	\$11,372	\$11,068
HOPE Center (SW MI Behavioral Health)	\$437,034	\$467,899	\$501,586	\$496,966	\$516,370	\$5,463	\$6,881	\$8,648	\$9,036	\$8,465
House of Dreams (NorthCare Network)	NA	NA	NA	NA	\$109,835	NA	NA	NA	NA	\$18,306
Inner City Clubhouse (Detroit-Wayne MH Authority)	\$380,388	\$350,000	\$558,267	\$361,858	\$361,860	\$14,630	\$15,217	\$19,938	\$3,414	\$3,414
J-Town Clubhouse (Mid-State Health Network)	\$555,443	\$555,185	\$729,407	\$626,309	\$556,409	\$9,106	\$10,886	\$14,027	\$13,048	\$13,248
Lakeshore Clubhouse (Lakeshore Regional Entity)	\$618,020	\$477,674	\$439,992	\$474,353	\$493,069	\$4,612	\$4,265	\$4,112	\$10,781	\$11,740
Light of Hope (Northern MI Regional Entity)	\$332,155	\$333,236	\$231,495	\$407,000	\$421,958	\$3,862	\$3,622	\$2,661	\$9,044	\$13,612
Motor City Clubhouse (Detroit-Wayne MH Authority)	\$154,231	\$486,000	\$486,000	\$486,000	\$486,000	\$1,469	\$5,283	\$4,673	\$7,839	\$9,000
New Beginnings (SW MI Behavioral Health)	\$499,429	\$619,681	\$585,048	\$584,440	\$589,278	\$12,181	\$15,114	\$11,472	\$10,823	\$21,825
New Directions Clubhouse (Detroit-Wayne MH Authority)	\$738,238	\$732,245	\$784,865	\$965,657	\$571,504	\$17,168	\$21,537	\$23,784	\$12,875	\$7,056
New Horizons Clubhouse (Northern MI Regional Entity)	\$331,094	\$367,592	\$396,154	\$380,977	\$420,377	\$5,612	\$6,807	\$8,253	\$6,927	\$10,509
New Journey Clubhouse (Mid-State Health Network)	\$275,600	\$264,636	\$291,150	\$311,049	\$318,282	\$4,671	\$13,232	\$5,392	\$6,480	\$6,772
Northern Lights Clubhouse (NorthCare Network)	\$70,424	\$184,912	\$207,977	\$199,956	\$224,537	\$1,136	\$3,134	\$3,649	\$5,262	\$7,017
Opportunity Center (Mid-State Health Network)	\$403,000	\$400,000	\$400,000	\$543,000	\$547,000	\$5,373	\$5,063	\$5,405	\$5,171	\$6,078
Our House Clubhouse (Oakland Co CMH Authority)	\$429,996	\$429,996	\$469,000	\$469,000	\$469,000	\$4,574	\$4,778	\$4,737	\$8,527	\$9,771
Outlook (SW MI Behavioral Health)	\$200,000	\$194,000	\$194,000	\$194,500	\$201,364	\$2,899	\$2,622	\$2,694	\$6,946	\$7,458
Pathways Clubhouse (SW MI Behavioral Health)	\$854,577	\$979,327	\$953,855	\$895,000	\$865,720	\$7,699	\$11,659	\$10,041	\$7,650	\$7,528
Petoskey Club* (Northern MI Regional Entity)	\$548,696	\$562,735	\$691,972	\$700,147	\$547,405	\$7,316	\$7,605	\$9,611	\$12,730	\$11,172
Phoenix Friendship House (Detroit-Wayne MH Authority)	\$150,000	\$150,000	\$150,000	\$175,000	\$200,000	\$10,000	\$7,500	\$6,522	\$2,778	\$2,632
Rainbow Connection (Region 10)	\$1,074,487	\$863,260	\$863,260	\$939,492	\$836,856	\$10,042	\$6,166	\$7,708	\$6,524	\$7,153
Sheldon House* (Lakeshore Regional Entity)	\$650,000	\$540,000	\$545,067	\$542,288	\$555,000	\$18,056	\$13,846	\$16,517	\$5,478	\$6,167
The Gathering Place Clubhouse* (Detroit-Wayne MH Authority)	\$700,000	\$910,000	\$892,000	\$960,000	\$960,701	\$9,333	\$14,444	\$10,878	\$7,442	\$7,685
The Summit Clubhouse (Mid-State Health Network)	\$276,793	\$285,460	\$309,074	\$308,948	\$324,569	\$12,582	\$6,488	\$6,719	\$7,356	\$9,273
Traverse House* (Northern MI Regional Entity)	\$309,248	\$309,931	\$311,214	\$317,643	\$304,673	\$6,723	\$14,088	\$5,985	\$6,228	\$4,616
Visions Clubhouse (Oakland Co CMH Authority)	\$600,000	\$600,000	\$616,500	\$523,904	\$607,265	\$22,222	\$17,143	\$24,660	\$5,292	\$4,022
Average	\$457,010	\$471,528	\$499,179	\$500,664	\$486,349	\$8,225	\$9,228	\$9,591	\$8,033	\$8,762

B. Staffing

Clubhouse	Full Time Staff					Part Time Staff				
	2010	2011	2012	2013	2014	2010	2011	2012	2013	2014
A Place of Our Own (Detroit-Wayne MH Authority)	5	5	5	6	5	1	0	0	0	0
Bayside Lodge (Mid-State Health Network)	3	6	6	5	6	2	0	1	0	0
Blue Water Clubhouse (Region 10)	4	5	6	5	5	2	1	1	3	3
Charter House (Mid-State Health Network)	8	8	8	8	7	0	0	0	0	0
Circle of Friends (SW MI Behavioral Health)	3	3	3	3	4	3	3	3	2	2
Club Cadillac* (Northern MI Regional Entity)	4	4	4	4	4	0	0	0	0	0
Club Interactions (Lakeshore Regional Entity)	4	4	4	4	4	0	0	0	0	0
Clubhouse Inspiration (Oakland Co CMH Authority)	6	6	6	5	5	0	0	0	0	1
Crossroads Clubhouse (Macomb Co CMH Services)	7	7	7	7	5	0	0	0	0	0
Crossroads Clubhouse of Monroe (CMH Partnership of SE MI)	5	5	5	3	7	2	2	2	0	0
Dreams Unlimited* (Oakland Co CMH Authority)	5	5	5	6	6	0	0	0	0	0
Fresh Start Clubhouse* (CMH Partnership of SE MI)	3	4	4	4	5	3	0	1	2	1
Friendship Clubhouse (Macomb Co CMH Services)	3	4	2	2	2	2	2	3	4	4
Genesis House* (CMH Partnership of SE MI)	4	4	4	4	4	1	1	2	2	2
Harmony Hall (Region 10)	4	4	5	5	6	3	0	4	4	2
Heartland House (Mid-State Health Network)	1	1	1	2	2	3	5	5	4	5
HOPE Center (SW MI Behavioral Health)	5	5	5	5	5	0	0	0	0	0
House of Dreams (NorthCare Network)	NA	NA	NA	NA	1	NA	NA	NA	NA	1
Inner City Clubhouse (Detroit-Wayne MH Authority)	3	4	3	3	2	0	0	0	2	2
J-Town Clubhouse (Mid-State Health Network)	6	6	6	7	5	2	0	1	0	1
Lakeshore Clubhouse (Lakeshore Regional Entity)	4	4	5	5	5	0	0	0	0	0
Light of Hope (Northern MI Regional Entity)	5	4	4	4	3	0	0	2	0	2
Motor City Clubhouse (Detroit-Wayne MH Authority)	4	5	4	4	4	0	1	0	0	1
New Beginnings (SW MI Behavioral Health)	5	5	5	4	4	1	1	1	0	0
New Directions Clubhouse (Detroit-Wayne MH Authority)	3	4	5	5	5	3	1	0	0	0
New Horizons Clubhouse (Northern MI Regional Entity)	4	5	5	5	5	2	1	1	1	1
New Journey Clubhouse (Mid-State Health Network)	3	3	3	3	3	0	0	0	0	0
Northern Lights Clubhouse (NorthCare Network)	3	3	3	3	3	0	0	0	0	0
Opportunity Center (Mid-State Health Network)	5	5	5	5	5	1	1	1	1	1
Our House Clubhouse (Oakland Co CMH Authority)	5	5	5	5	5	2	3	3	3	3
Outlook (SW MI Behavioral Health)	4	4	4	4	4	0	0	0	0	0
Pathways Clubhouse (SW MI Behavioral Health)	12	9	9	9	6	2	1	1	1	0
Petoskey Club* (Northern MI Regional Entity)	7	6	6	5	4	1	6	2	0	1
Phoenix Friendship House (Detroit-Wayne MH Authority)	3	2	4	3	4	3	1	0	0	0
Rainbow Connection (Region 10)	8	8	8	8	7	0	0	0	1	0
Sheldon House* (Lakeshore Regional Entity)	6	6	5	6	6	1	1	2	1	1
The Gathering Place Clubhouse* (Detroit-Wayne MH Authority)	6	6	6	7	7	1	1	1	1	2
The Summit Clubhouse (Mid-State Health Network)	3	3	3	3	3	0	0	0	0	0
Traverse House* (Northern MI Regional Entity)	3	4	4	4	4	0	0	0	0	0
Visions Clubhouse (Oakland Co CMH Authority)	6	6	6	6	6	0	0	0	0	0
Average	4.7	4.8	4.8	4.8	4.6	1	1	1	0.8	0.9

C. Support Staff

Clubhouse	Support Staff				
	2010	2011	2012	2013	2014
A Place of Our Own (Detroit-Wayne MH Authority)	1	1	1	0	1
Bayside Lodge (Mid-State Health Network)	2	0	0	0	0
Blue Water Clubhouse (Region 10)	1	1	9	0	0
Charter House (Mid-State Health Network)	2	2	2	1	5
Circle of Friends (SW MI Behavioral Health)	0	0	0	0	0
Club Cadillac* (Northern MI Regional Entity)	0	2	2	2	2
Club Interactions (Lakeshore Regional Entity)	2	0	0	1	1
Clubhouse Inspiration (Oakland Co CMH Authority)	0	0	0	0	0
Crossroads Clubhouse (Macomb Co CMH Services)	0	0	0	0	0
Crossroads Clubhouse of Monroe (CMH Partnership of SE MI)	1	1	1	1	0
Dreams Unlimited* (Oakland Co CMH Authority)	0	0	0	0	0
Fresh Start Clubhouse* (CMH Partnership of SE MI)	0	0	0	1	1
Friendship Clubhouse (Macomb Co CMH Services)	0	0	0	0	0
Genesis House* (CMH Partnership of SE MI)	2	2	2	2	2
Harmony Hall (Region 10)	0	3	3	1	1
Heartland House (Mid-State Health Network)	0	2	3	5	2
HOPE Center (SW MI Behavioral Health)	0	0	0	0	1
House of Dreams (NorthCare Network)	NA	NA	NA	NA	NA
Inner City Clubhouse (Detroit-Wayne MH Authority)	1	1	0	1	1
J-Town Clubhouse (Mid-State Health Network)	1	1	1	1	1
Lakeshore Clubhouse (Lakeshore Regional Entity)	4	4	4	3	3
Light of Hope (Northern MI Regional Entity)	1	1	0	1	1
Motor City Clubhouse (Detroit-Wayne MH Authority)	0	7	1	0	1
New Beginnings (SW MI Behavioral Health)	2	2	1	1	1
New Directions Clubhouse (Detroit-Wayne MH Authority)	0	0	4	1	4
New Horizons Clubhouse (Northern MI Regional Entity)	0	0	0	0	0
New Journey Clubhouse (Mid-State Health Network)	0	0	0	0	0
Northern Lights Clubhouse (NorthCare Network)	0	2	2	2	2
Opportunity Center (Mid-State Health Network)	0	0	1	1	0
Our House Clubhouse (Oakland Co CMH Authority)	0	0	0	0	0
Outlook (SW MI Behavioral Health)	3	2	2	2	2
Pathways Clubhouse (SW MI Behavioral Health)	0	5	5	5	6
Petoskey Club* (Northern MI Regional Entity)	6	3	4	5	4
Phoenix Friendship House (Detroit-Wayne MH Authority)	0	2	0	0	0
Rainbow Connection (Region 10)	0	0	3	5	2
Sheldon House* (Lakeshore Regional Entity)	0	0	0	0	0
The Gathering Place Clubhouse* (Detroit-Wayne MH Authority)	4	4	8	7	8
The Summit Clubhouse (Mid-State Health Network)	1	1	0	0	0
Traverse House* (Northern MI Regional Entity)	0	0	0	0	0
Visions Clubhouse (Oakland Co CMH Authority)	2	2	2	2	2
AVERAGE	1	1.3	1.6	1.3	1.4

D. Membership

Clubhouse	Active Members					Average Daily Attendance		
	2010	2011	2012	2013	2014	2012	2013	2014
A Place of Our Own (Detroit-Wayne MH Authority)	69	70	79	45	65	49	35	35
Bayside Lodge (Mid-State Health Network)	75	74	72	69	60	37	30	23
Blue Water Clubhouse (Region 10)	75	63	82	70	56	41	35	26.47
Charter House (Mid-State Health Network)	57	73	56	60	61	30	29.5	26.8
Circle of Friends (SW MI Behavioral Health)	36	39	33	37	36	18	18	12
Club Cadillac* (Northern MI Regional Entity)	54	68	58	67	75	31	32	34
Club Interactions (Lakeshore Regional Entity)	26	23	28	36	40	12	21	22
Clubhouse Inspiration (Oakland Co CMH Authority)	75	79	74	78	82	28	31.4	31.6
Crossroads Clubhouse (Macomb Co CMH Services)	202	18	25	30	26	8.4	15	11
Crossroads Clubhouse of Monroe (CMH Partnership of SE MI)	134	112	107	118	109	51	52	46
Dreams Unlimited* (Oakland Co CMH Authority)	94	90	99	117	111	32	41	36
Fresh Start Clubhouse* (CMH Partnership of SE MI)	60	72	55	58	72	20	20.3	25
Friendship Clubhouse (Macomb Co CMH Services)	86	92	87	92	82	52	48	38
Genesis House* (CMH Partnership of SE MI)	61	51	52	60	60	28	29	25
Harmony Hall (Region 10)	22	44	46	43	44	25.4	26.5	21.8
Heartland House (Mid-State Health Network)	32	32	30	38	46	20.6	18.76	18.7
HOPE Center (SW MI Behavioral Health)	46	22	52	55	61	18.4	22	26.47
House of Dreams (NorthCare Network)	NA	NA	NA	NA	6	NA	NA	NA
Inner City Clubhouse (Detroit-Wayne MH Authority)	63	62	55	106	106	23	33.95	33.75
J-Town Clubhouse (Mid-State Health Network)	61	51	52	48	42	30	26	24
Lakeshore Clubhouse (Lakeshore Regional Entity)	54	47	50	44	42	24.7	25.55	20.6
Light of Hope (Northern MI Regional Entity)	43	34	33	45	31	13.5	15	18
Motor City Clubhouse (Detroit-Wayne MH Authority)	74	90	59	62	54	24	26	22
New Beginnings (SW MI Behavioral Health)	26	31	38	54	27	22	19.25	15.25
New Directions Clubhouse (Detroit-Wayne MH Authority)	79	70	70	75	81	34	33	34
New Horizons Clubhouse (Northern MI Regional Entity)	59	54	48	55	40	19	21	18
New Journey Clubhouse (Mid-State Health Network)	56	54	52	48	47	23.57	20	17
Northern Lights Clubhouse (NorthCare Network)	41	41	51	38	32	17	19	16
Opportunity Center (Mid-State Health Network)	104	121	94	105	90	27.2	31	32.65
Our House Clubhouse (Oakland Co CMH Authority)	69	74	72	55	48	21	30	34
Outlook (SW MI Behavioral Health)	27	35	25	28	27	12.09	15.8	12.9
Pathways Clubhouse (SW MI Behavioral Health)	107	140	112	117	115	43.14	46.55	49
Petoskey Club* (Northern MI Regional Entity)	59	20	54	55	49	21	20	18
Phoenix Friendship House (Detroit-Wayne MH Authority)	60	65	70	63	76	20.81	24.85	31
Rainbow Connection (Region 10)	163	160	157	144	117	53	55	51
Sheldon House* (Lakeshore Regional Entity)	105	92	104	99	90	46	44	40
The Gathering Place Clubhouse* (Detroit-Wayne MH Authority)	114	109	127	129	125	62	69	63
The Summit Clubhouse (Mid-State Health Network)	47	45	41	42	35	15	13	12
Traverse House* (Northern MI Regional Entity)	62	59	57	51	66	24	17.46	21
Visions Clubhouse (Oakland Co CMH Authority)	111	84	95	99	151	47	45	55
Average	64.5	63.6	62.0	67.6	64.6	28.8	29.6	28.1

E. Education

Clubhouse	Members in Formal Education (Members in Education/Active Members (AM))				
	2010	2011	2012	2013	2014
A Place of Our Own (Detroit-Wayne MH Authority)	7 (10%)	2 (3%)	3 (4%)	3 (7%)	0 (0%)
Bayside Lodge (Mid-State Health Network)	0 (0%)	3 (4%)	4 (6%)	0 (0%)	1 (20%)
Blue Water Clubhouse (Region 10)	7 (9%)	8 (13%)	5 (6%)	5 (7%)	3 (5%)
Charter House (Mid-State Health Network)	0 (0%)	0 (0%)	1 (2%)	2 (3%)	1 (2%)
Circle of Friends (SW MI Behavioral Health)	0 (0%)	2 (5%)	0 (0%)	0 (0%)	0 (0%)
Club Cadillac* (Northern MI Regional Entity)	9 (17%)	4 (6%)	5 (9%)	2 (3%)	7 (9%)
Club Interactions (Lakeshore Regional Entity)	3 (12%)	0 (0%)	0 (0%)	2 (6%)	2 (5%)
Clubhouse Inspiration (Oakland Co CMH Authority)	6 (8%)	2 (3%)	5 (7%)	4 (5%)	1 (1%)
Crossroads Clubhouse (Macomb Co CMH Services)	3 (1%)	3 (17%)	4 (12%)	0 (0%)	0 (0%)
Crossroads Clubhouse of Monroe (CMH Partnership of SE MI)	0 (0%)	2 (2%)	0 (0%)	0 (0%)	2 (2%)
Dreams Unlimited* (Oakland Co CMH Authority)	4 (4%)	6 (7%)	1 (1%)	2 (2%)	1 (1%)
Fresh Start Clubhouse* (CMH Partnership of SE MI)	5 (8%)	5 (7%)	3 (5%)	2 (3%)	1 (1%)
Friendship Clubhouse (Macomb Co CMH Services)	4 (5%)	2 (2%)	2 (2%)	0 (0%)	1 (1%)
Genesis House* (CMH Partnership of SE MI)	1 (2%)	3 (6%)	3 (6%)	2 (3%)	2 (3%)
Harmony Hall (Region 10)	1 (5%)	1 (2%)	1 (2%)	1 (2%)	1 (2%)
Heartland House (Mid-State Health Network)	1 (3%)	0 (0%)	0 (0%)	1 (3%)	1 (2%)
HOPE Center (SW MI Behavioral Health)	0 (0%)	1 (5%)	2 (4%)	0 (0%)	2 (3%)
House of Dreams (NorthCare Network)	NA	NA	NA	NA	NA
Inner City Clubhouse (Detroit-Wayne MH Authority)	19 (30%)	47 (76%)	4 (7%)	10 (9%)	3 (3%)
J-Town Clubhouse (Mid-State Health Network)	5 (8%)	0 (0%)	1 (2%)	2 (4%)	1 (2%)
Lakeshore Clubhouse (Lakeshore Regional Entity)	1 (2%)	0 (0%)	0 (0%)	4 (9%)	3 (7%)
Light of Hope (Northern MI Regional Entity)	1 (2%)	1 (3%)	2 (6%)	3 (7%)	4 (13%)
Motor City Clubhouse (Detroit-Wayne MH Authority)	8 (11%)	2 (2%)	8 (14%)	8 (13%)	4 (7%)
New Beginnings (SW MI Behavioral Health)	2 (8%)	1 (3%)	3 (8%)	0 (0%)	3 (11%)
New Directions Clubhouse (Detroit-Wayne MH Authority)	5 (6%)	6 (9%)	5 (7%)	11 (15%)	10 (12%)
New Horizons Clubhouse (Northern MI Regional Entity)	0 (0%)	0 (0%)	3 (6%)	2 (4%)	1 (3%)
New Journey Clubhouse (Mid-State Health Network)	1 (2%)	0 (0%)	0 (0%)	0 (0%)	2 (4%)
Northern Lights Clubhouse (NorthCare Network)	4 (10%)	1 (2%)	0 (0%)	0 (0%)	1 (3%)
Opportunity Center (Mid-State Health Network)	5 (5%)	6 (5%)	3 (3%)	4 (4%)	5 (6%)
Our House Clubhouse (Oakland Co CMH Authority)	2 (3%)	0 (0%)	0 (0%)	2 (4%)	0 (0%)
Outlook (SW MI Behavioral Health)	3 (11%)	1 (3%)	0 (0%)	2 (7%)	0 (0%)
Pathways Clubhouse (SW MI Behavioral Health)	16 (15%)	12 (9%)	8 (7%)	5 (4%)	1 (1%)
Petoskey Club* (Northern MI Regional Entity)	9 (15%)	3 (15%)	3 (6%)	5 (4%)	3 (6%)
Phoenix Friendship House (Detroit-Wayne MH Authority)	4 (7%)	7 (11%)	4 (6%)	6 (10%)	14 (18%)
Rainbow Connection (Region 10)	9 (6%)	10 (6%)	12 (8%)	7 (5%)	7 (6%)
Sheldon House* (Lakeshore Regional Entity)	3 (3%)	2 (2%)	1 (1%)	4 (4%)	1 (1%)
The Gathering Place Clubhouse* (Detroit-Wayne MH Authority)	4 (4%)	4 (4%)	4 (3%)	4 (3%)	4 (3%)
The Summit Clubhouse (Mid-State Health Network)	3 (6%)	1 (2%)	0 (0%)	2 (5%)	1 (3%)
Traverse House* (Northern MI Regional Entity)	4 (6%)	0 (0%)	0 (0%)	0 (0%)	0 (0%)
Visions Clubhouse (Oakland Co CMH Authority)	2 (2%)	1 (1%)	3 (3%)	3 (3%)	8 (5%)
AVERAGE	3.9 (6%)	3.8 (6%)	2.7 (4%)	2.8 (4%)	2.5 (4%)

F. Housing Status

Clubhouse	Homeless (Homeless Members/AM)					In Group Home (Group Home Members/AM)					Rehospitalized (Rehospitalized Members/AM)				
	2010	2011	2012	2013	2014	2010	2011	2012	2013	2014	2010	2011	2012	2013	2014
A Place of Our Own (Detroit-Wayne MH Authority)	0 (0%)	0 (0%)	0 (0%)	5 (11%)	0 (0%)	44 (64%)	40 (57%)	39 (49%)	39 (87%)	45 (69%)	9 (13%)	5 (7%)	5 (6%)	0 (0%)	0 (0%)
Bayside Lodge (Mid-State Health Network)	0 (0%)	0 (0%)	0 (0%)	3 (4%)	0 (0%)	51 (68%)	39 (53%)	32 (44%)	29 (42%)	24 (40%)	3 (4%)	3 (4%)	3 (4%)	1 (1%)	2 (3%)
Blue Water Clubhouse (Region 10)	7 (9%)	3 (5%)	3 (4%)	2 (3%)	2 (4%)	4 (5%)	19 (30%)	24 (29%)	16 (23%)	19 (34%)	9 (12%)	12 (19%)	25 (30%)	3 (4%)	13 (23%)
Charter House (Mid-State Health Network)	0 (0%)	0 (0%)	0 (0%)	0 (0%)	1 (2%)	16 (28%)	20 (27%)	22 (39%)	19 (32%)	15 (25%)	1 (2%)	3 (4%)	6 (11%)	5 (8%)	2 (3%)
Circle of Friends (SW MI Behavioral Health)	1 (3%)	0 (0%)	0 (0%)	0 (0%)	0 (0%)	13 (36%)	13 (33%)	14 (42%)	19 (51%)	13 (36%)	3 (8%)	1 (3%)	0 (0%)	1 (3%)	1 (3%)
Club Cadillac* (Northern MI Regional Entity)	15 (28%)	9 (13%)	9 (15%)	10 (15%)	5 (7%)	32 (59%)	27 (40%)	21 (36%)	26 (39%)	35 (47%)	9 (17%)	8 (12%)	20 (34%)	14 (21%)	6 (8%)
Club Interactions (Lakeshore Regional Entity)	0 (0%)	0 (0%)	0 (0%)	1 (3%)	1 (3%)	14 (54%)	12 (52%)	12 (43%)	12 (33%)	15 (38%)	3 (12%)	6 (26%)	4 (14%)	17 (47%)	6 (15%)
Clubhouse Inspiration (Oakland Co CMH Authority)	2 (3%)	1 (1%)	0 (0%)	1 (1%)	0 (0%)	27 (36%)	28 (25%)	40 (54%)	32 (41%)	31 (38%)	22 (29%)	5 (6%)	19 (26%)	5 (6%)	6 (7%)
Crossroads Clubhouse (Macomb Co CMH Services)	0 (0%)	0 (0%)	1 (4%)	1 (3%)	0 (0%)	55 (275%)	52 (289%)	42 (168%)	43 (143%)	2 (8%)	0 (0%)	15 (83%)	13 (52%)	13 (43%)	1 (4%)
Crossroads Clubhouse of Monroe (CMH Partnership of SE MI)	0 (0%)	0 (0%)	0 (0%)	0 (0%)	1 (1%)	4 (3%)	4 (4%)	6 (6%)	5 (4%)	47 (43%)	2 (1%)	3 (3%)	3 (3%)	2 (2%)	0 (0%)
Dreams Unlimited* (Oakland Co CMH Authority)	0 (0%)	1 (1%)	0 (0%)	0 (0%)	1 (1%)	17 (18%)	13 (14%)	23 (23%)	23 (20%)	21 (19%)	23 (24%)	25 (28%)	13 (13%)	9 (9%)	9 (8%)
Fresh Start Clubhouse* (CMH Partnership of SE MI)	6 (10%)	4 (6%)	2 (4%)	2 (3%)	1 (1%)	16 (27%)	14 (19%)	4 (7%)	9 (16%)	9 (13%)	5 (8%)	6 (8%)	3 (5%)	5 (9%)	7 (10%)
Friendship Clubhouse (Macomb Co CMH Services)	1 (1%)	0 (0%)	0 (0%)	0 (0%)	0 (0%)	46 (53%)	47 (51%)	50 (57%)	46 (50%)	39 (48%)	8 (9%)	12 (13%)	8 (9%)	6 (7%)	6 (7%)
Genesis House* (CMH Partnership of SE MI)	0 (0%)	0 (0%)	0 (0%)	3 (5%)	1 (2%)	9 (15%)	8 (16%)	3 (6%)	2 (3%)	3 (5%)	6 (10%)	9 (18%)	8 (15%)	9 (15%)	5 (8%)
Harmony Hall (Region 10)	0 (0%)	0 (0%)	1 (2%)	0 (0%)	0 (0%)	27 (123%)	24 (55%)	27 (59%)	24 (56%)	21 (48%)	6 (27%)	2 (5%)	1 (2%)	2 (5%)	4 (9%)
Heartland House (Mid-State Health Network)	0 (0%)	0 (0%)	0 (0%)	0 (0%)	0 (0%)	11 (34%)	14 (44%)	16 (53%)	15 (39%)	17 (37%)	5 (16%)	4 (13%)	5 (17%)	3 (8%)	3 (7%)
HOPE Center (SW MI Behavioral Health)	1 (2%)	0 (0%)	1 (2%)	0 (0%)	1 (2%)	9 (20%)	11 (50%)	10 (19%)	15 (27%)	14 (23%)	1 (2%)	1 (5%)	1 (2%)	0 (0%)	2 (3%)
House of Dreams (NorthCare Network)	NA	NA	NA	NA	NA	NA	NA	NA	NA	NA	NA	NA	NA	NA	NA
Inner City Clubhouse (Detroit-Wayne MH Authority)	13 (21%)	20 (32%)	0 (0%)	19 (18%)	20 (19%)	30 (48%)	42 (68%)	20 (36%)	21 (20%)	15 (14%)	4 (6%)	5 (8%)	4 (7%)	0 (0%)	0 (0%)
J-Town Clubhouse (Mid-State Health Network)	0 (0%)	0 (0%)	0 (0%)	3 (6%)	0 (0%)	17 (28%)	19 (37%)	0 (0%)	20 (42%)	16 (38%)	6 (10%)	4 (8%)	3 (6%)	5 (10%)	0 (0%)
Lakeshore Clubhouse (Lakeshore Regional Entity)	1 (2%)	2 (4%)	0 (0%)	2 (5%)	2 (5%)	21 (39%)	21 (45%)	24 (48%)	21 (48%)	20 (48%)	5 (9%)	10 (21%)	0 (0%)	9 (20%)	4 (10%)

Clubhouse	Homeless (Homeless Members/AM)					In Group Home (Group Home Members/AM)					Rehospitalized (Rehospitalized Members/AM)				
	2010	2011	2012	2013	2014	2010	2011	2012	2013	2014	2010	2011	2012	2013	2014
Light of Hope (Northern MI Regional Entity)	2 (5%)	0 (0%)	0 (0%)	1 (2%)	6 (19%)	6 (14%)	8 (24%)	8 (24%)	8 (18%)	5 (16%)	7 (16%)	6 (18%)	1 (3%)	0 (0%)	3 (10%)
Motor City Clubhouse (Detroit-Wayne MH Authority)	2 (3%)	3 (3%)	2 (3%)	5 (8%)	1 (2%)	27 (36%)	20 (22%)	12 (20%)	12 (19%)	11 (20%)	5 (7%)	7 (8%)	4 (7%)	11 (18%)	6 (11%)
New Beginnings (SW MI Behavioral Health)	3 (12%)	4 (13%)	4 (11%)	3 (6%)	3 (11%)	7 (27%)	9 (29%)	10 (26%)	16 (30%)	13 (48%)	2 (8%)	0 (0%)	1 (3%)	8 (15%)	4 (15%)
New Directions Clubhouse (Detroit-Wayne MH Authority)	8 (10%)	4 (6%)	1 (1%)	0 (0%)	2 (2%)	13 (16%)	13 (19%)	10 (14%)	6 (8%)	9 (11%)	6 (8%)	4 (6%)	4 (6%)	7 (9%)	8 (10%)
New Horizons Clubhouse (Northern MI Regional Entity)	4 (7%)	2 (4%)	0 (0%)	4 (7%)	1 (3%)	25 (42%)	23 (43%)	18 (38%)	19 (35%)	15 (38%)	6 (10%)	7 (13%)	2 (4%)	8 (15%)	7 (18%)
New Journey Clubhouse (Mid-State Health Network)	2 (4%)	2 (3%)	2 (4%)	4 (8%)	3 (6%)	8 (14%)	10 (19%)	12 (23%)	10 (21%)	7 (15%)	4 (7%)	3 (6%)	2 (4%)	5 (10%)	6 (13%)
Northern Lights Clubhouse (NorthCare Network)	0 (0%)	0 (0%)	4 (8%)	0 (0%)	2 (6%)	8 (20%)	6 (15%)	5 (10%)	5 (13%)	4 (13%)	3 (7%)	5 (12%)	1 (2%)	4 (11%)	3 (9%)
Opportunity Center (Mid-State Health Network)	35 (34%)	48 (40%)	15 (16%)	20 (19%)	12 (13%)	22 (21%)	24 (20%)	26 (28%)	32 (30%)	22 (24%)	14 (13%)	8 (7%)	6 (6%)	4 (4%)	11 (12%)
Our House Clubhouse (Oakland Co CMH Authority)	0 (0%)	0 (0%)	0 (0%)	0 (0%)	0 (0%)	0 (0%)	27 (36%)	24 (33%)	28 (51%)	35 (73%)	1 (1%)	2 (3%)	3 (4%)	7 (13%)	1 (2%)
Outlook (SW MI Behavioral Health)	0 (0%)	0 (0%)	0 (0%)	0 (0%)	0 (0%)	4 (15%)	4 (11%)	0 (0%)	0 (0%)	2 (7%)	3 (11%)	2 (6%)	0 (0%)	0 (0%)	4 (15%)
Pathways Clubhouse (SW MI Behavioral Health)	3 (3%)	2 (1%)	2 (2%)	2 (2%)	5 (4%)	16 (15%)	13 (9%)	18 (16%)	19 (16%)	22 (19%)	14 (13%)	10 (7%)	7 (6%)	3 (3%)	11 (10%)
Petoskey Club* (Northern MI Regional Entity)	10 (17%)	4 (20%)	5 (9%)	3 (5%)	12 (24%)	9 (15%)	9 (45%)	7 (13%)	19 (18%)	11 (22%)	8 (14%)	5 (15%)	6 (11%)	7 (13%)	2 (4%)
Phoenix Friendship House (Detroit-Wayne MH Authority)	2 (3%)	2 (3%)	0 (0%)	5 (8%)	4 (5%)	15 (25%)	60 (92%)	62 (89%)	143 (227%)	45 (59%)	9 (15%)	7 (11%)	15 (21%)	2 (3%)	7 (9%)
Rainbow Connection (Region 10)	1 (1%)	1 (1%)	1 (1%)	1 (1%)	2 (2%)	28 (17%)	25 (16%)	19 (12%)	6 (4%)	10 (9%)	21 (13%)	3 (2%)	24 (15%)	24 (17%)	14 (12%)
Sheldon House* (Lakeshore Regional Entity)	2 (2%)	1 (1%)	0 (0%)	9 (9%)	8 (9%)	45 (43%)	34 (37%)	34 (33%)	38 (38%)	52 (58%)	8 (8%)	18 (20%)	14 (13%)	12 (12%)	6 (7%)
The Gathering Place Clubhouse* (Detroit-Wayne MH Authority)	1 (1%)	0 (0%)	1 (1%)	0 (0%)	1 (1%)	28 (25%)	25 (23%)	31 (24%)	34 (26%)	28 (22%)	5 (4%)	4 (4%)	6 (5%)	7 (5%)	4 (3%)
The Summit Clubhouse (Mid-State Health Network)	0 (0%)	1 (2%)	0 (0%)	1 (2%)	2 (6%)	8 (17%)	14 (31%)	15 (37%)	11 (26%)	12 (34%)	9 (19%)	8 (17%)	7 (17%)	6 (14%)	4 (11%)
Traverse House* (Northern MI Regional Entity)	9 (15%)	2 (3%)	3 (5%)	5 (10%)	5 (8%)	24 (39%)	22 (37%)	16 (28%)	18 (35%)	23 (35%)	13 (21%)	10 (17%)	6 (11%)	6 (12%)	5 (8%)
Visions Clubhouse (Oakland Co CMH Authority)	0 (0%)	0 (0%)	0 (0%)	3 (3%)	8 (5%)	30 (27%)	20 (24%)	25 (26%)	40 (40%)	40 (26%)	0 (0%)	0 (0%)	5 (5%)	11 (11%)	15 (10%)
AVERAGE	3.1 (5%)	2.8 (4%)	1.4 (2%)	2.8 (4%)	2.6 (4%)	20.6 (34%)	21.5 (34%)	19.9 (32%)	22.3 (35%)	19.4 (30%)	6.7 (10%)	6.5 (10%)	6.4 (10%)	6.1 (9%)	5.0 (8%)

G. Housing Transition

Clubhouse	Members who secured housing with clubhouse assistance (Members/AM)			Homeless members who secured housing with clubhouse assistance			Members moved from group homes to more independent housing			Members who were incarcerated		
	2012	2013	2014	2012	2013	2014	2012	2013	2014	2012	2013	2014
A Place of Our Own (Detroit-Wayne MH Authority)	1 (1%)	2 (4%)	5 (8%)	1 (1%)	2 (4%)	0 (0%)	1 (1%)	1 (2%)	3 (5%)	0 (0%)	0 (0%)	0 (0%)
Bayside Lodge (Mid-State Health Network)	2 (3%)	4 (6%)	0 (0%)	0 (0%)	0 (0%)	0 (0%)	0 (0%)	0 (0%)	1 (2%)	0 (0%)	2 (3%)	0 (0%)
Blue Water Clubhouse (Region 10)	1 (1%)	12 (17%)	7 (13%)	1 (1%)	2 (3%)	1 (2%)	9 (11%)	3 (4%)	3 (5%)	0 (0%)	2 (3%)	2 (4%)
Charter House (Mid-State Health Network)	2 (4%)	2 (3%)	7 (11%)	2 (4%)	0 (0%)	1 (2%)	2 (4%)	1 (2%)	1 (2%)	3 (5%)	0 (0%)	0 (0%)
Circle of Friends (SW MI Behavioral Health)	0 (0%)	1 (3%)	0 (0%)	0 (0%)	0 (0%)	0 (0%)	0 (0%)	0 (0%)	0 (0%)	0 (0%)	1 (3%)	0 (0%)
Club Cadillac* (Northern MI Regional Entity)	0 (0%)	43 (64%)	16 (21%)	2 (3%)	8 (12%)	5 (7%)	2 (3%)	5 (7%)	5 (7%)	0 (0%)	6 (9%)	3 (4%)
Club Interactions (Lakeshore Regional Entity)	2 (7%)	7 (19%)	3 (8%)	0 (0%)	0 (0%)	0 (0%)	0 (0%)	2 (6%)	1 (3%)	0 (0%)	4 (11%)	5 (13%)
Clubhouse Inspiration (Oakland Co CMH Authority)	0 (0%)	7 (9%)	5 (6%)	0 (0%)	1 (1%)	0 (0%)	0 (0%)	0 (0%)	3 (4%)	0 (0%)	1 (1%)	0 (0%)
Crossroads Clubhouse (Macomb Co CMH Services)	0 (0%)	3 (10%)	1 (4%)	0 (0%)	1 (3%)	0 (0%)	0 (0%)	0 (0%)	0 (0%)	0 (0%)	0 (0%)	0 (0%)
Crossroads Clubhouse of Monroe (CMH Partnership of SE MI)	1 (1%)	0 (0%)	1 (5%)	1 (1%)	0 (0%)	1 (1%)	1 (1%)	0 (0%)	0 (0%)	1 (1%)	1 (1%)	0 (0%)
Dreams Unlimited* (Oakland Co CMH Authority)	0 (0%)	7 (6%)	6 (5%)	0 (0%)	0 (0%)	0 (0%)	0 (0%)	1 (1%)	1 (1%)	0 (0%)	1 (1%)	1 (1%)
Fresh Start Clubhouse* (CMH Partnership of SE MI)	0 (0%)	0 (0%)	0 (0%)	0 (0%)	0 (0%)	0 (0%)	0 (0%)	0 (0%)	1 (1%)	0 (0%)	4 (7%)	0 (0%)
Friendship Clubhouse (Macomb Co CMH Services)	0 (0%)	2 (2%)	10 (12%)	0 (0%)	0 (0%)	0 (0%)	0 (0%)	6 (7%)	10 (12%)	0 (0%)	0 (0%)	0 (0%)
Genesis House* (CMH Partnership of SE MI)	20 (38%)	7 (12%)	5 (8%)	2 (4%)	3 (5%)	0 (0%)	2 (4%)	0 (0%)	1 (2%)	0 (0%)	1 (2%)	1 (2%)
Harmony Hall (Region 10)	0 (0%)	26 (60%)	24 (55%)	3 (7%)	0 (0%)	0 (0%)	3 (7%)	2 (5%)	1 (2%)	3 (7%)	0 (0%)	0 (0%)
Heartland House (Mid-State Health Network)	0 (0%)	8 (21%)	8 (17%)	2 (7%)	0 (0%)	0 (0%)	3 (10%)	6 (16%)	3 (7%)	0 (0%)	0 (0%)	0 (0%)
HOPE Center (SW MI Behavioral Health)	0 (0%)	0 (0%)	3 (5%)	0 (0%)	0 (0%)	1 (2%)	0 (0%)	0 (0%)	3 (5%)	0 (0%)	0 (0%)	2 (3%)
House of Dreams (NorthCare Network)	NA	NA	NA	NA	NA	NA	NA	NA	NA	NA	NA	NA
Inner City Clubhouse (Detroit-Wayne MH Authority)	1 (2%)	12 (15%)	30 (28%)	1 (2%)	2 (2%)	2 (2%)	0 (0%)	0 (0%)	0 (0%)	0 (0%)	1 (1%)	0 (0%)
J-Town Clubhouse (Mid-State Health Network)	1 (2%)	1 (2%)	0 (0%)	1 (2%)	3 (6%)	0 (0%)	1 (2%)	1 (2%)	0 (0%)	0 (0%)	0 (0%)	0 (0%)

Clubhouse	Members who secured housing with clubhouse assistance (Members/AM)			Homeless members who secured housing with clubhouse assistance			Members moved from group homes to more independent housing			Members who were incarcerated		
	2012	2013	2014	2012	2013	2014	2012	2013	2014	2012	2013	2014
Lakeshore Clubhouse (Lakeshore Regional Entity)	4 (8%)	7 (16%)	2 (5%)	4 (8%)	2 (5%)	0 (0%)	4 (8%)	1 (2%)	1 (2%)	1 (2%)	1 (2%)	2 (5%)
Light of Hope (Northern MI Regional Entity)	1 (3%)	1 (2%)	3 (10%)	1 (3%)	0 (0%)	1 (3%)	0 (0%)	0 (0%)	2 (6%)	0 (0%)	1 (2%)	1 (3%)
Motor City Clubhouse (Detroit-Wayne MH Authority)	0 (0%)	14 (23%)	10 (19%)	7 (12%)	4 (12%)	1 (2%)	1 (2%)	4 (6%)	5 (9%)	3 (5%)	1 (2%)	3 (6%)
New Beginnings (SW MI Behavioral Health)	2 (5%)	5 (9%)	11 (41%)	2 (5%)	2 (4%)	2 (7%)	1 (3%)	7 (13%)	3 (11%)	2 (5%)	2 (4%)	2 (7%)
New Directions Clubhouse (Detroit-Wayne MH Authority)	0 (0%)	12 (16%)	10 (12%)	0 (0%)	0 (0%)	2 (2%)	4 (6%)	3 (4%)	0 (0%)	1 (1%)	0 (0%)	0 (0%)
New Horizons Clubhouse (Northern MI Regional Entity)	0 (0%)	4 (7%)	9 (24%)	0 (0%)	1 (2%)	1 (3%)	0 (0%)	4 (7%)	1 (3%)	0 (0%)	2 (4%)	1 (3%)
New Journey Clubhouse (Mid-State Health Network)	0 (0%)	8 (17%)	12 (26%)	0 (0%)	2 (4%)	2 (4%)	0 (0%)	1 (2%)	2 (4%)	0 (0%)	1 (2%)	3 (6%)
Northern Lights Clubhouse (NorthCare Network)	0 (0%)	7 (18%)	6 (19%)	2 (4%)	0 (0%)	2 (6%)	2 (4%)	3 (8%)	3 (9%)	2 (4%)	1 (3%)	0 (0%)
Opportunity Center (Mid-State Health Network)	0 (0%)	3 (3%)	11 (12%)	0 (0%)	0 (0%)	5 (6%)	1 (1%)	2 (2%)	1 (1%)	7 (7%)	3 (3%)	11 (12%)
Our House Clubhouse (Oakland Co CMH Authority)	0 (0%)	2 (4%)	0 (0%)	0 (0%)	0 (0%)	0 (0%)	0 (0%)	0 (0%)	0 (0%)	0 (0%)	1 (2%)	1 (2%)
Outlook (SW MI Behavioral Health)	3 (12%)	0 (0%)	37 (137%)	2 (8%)	0 (0%)	0 (0%)	2 (8%)	0 (0%)	0 (0%)	0 (0%)	0 (0%)	2 (7%)
Pathways Clubhouse (SW MI Behavioral Health)	0 (0%)	2 (2%)	1 (1%)	5 (4%)	1 (1%)	1 (1%)	5 (4%)	0 (0%)	0 (0%)	1 (1%)	2 (14%)	5 (4%)
Petoskey Club* (Northern MI Regional Entity)	6 (11%)	9 (16%)	12 (24%)	3 (6%)	3 (5%)	5 (10%)	4 (7%)	1 (2%)	2 (4%)	0 (0%)	2 (4%)	3 (6%)
Phoenix Friendship House (Detroit-Wayne MH Authority)	0 (0%)	7 (11%)	8 (11%)	2 (3%)	5 (8%)	4 (5%)	0 (0%)	3 (5%)	4 (5%)	1 (1%)	1 (2%)	4 (5%)
Rainbow Connection (Region 10)	0 (0%)	8 (6%)	11 (9%)	0 (0%)	1 (1%)	1 (1%)	3 (2%)	1 (1%)	2 (2%)	1 (1%)	2 (1%)	3 (3%)
Sheldon House* (Lakeshore Regional Entity)	0 (0%)	5 (5%)	2 (2%)	0 (0%)	6 (6%)	2 (2%)	0 (0%)	2 (2%)	1 (1%)	0 (0%)	4 (4%)	6 (7%)
The Gathering Place Clubhouse* (Detroit-Wayne MH Authority)	4 (3%)	19 (15%)	21 (17%)	4 (3%)	6 (5%)	1 (1%)	8 (6%)	6 (5%)	3 (2%)	1 (1%)	0 (0%)	0 (0%)
The Summit Clubhouse (Mid-State Health Network)	1 (2%)	1 (2%)	6 (17%)	1 (2%)	1 (2%)	0 (0%)	0 (0%)	1 (2%)	1 (3%)	0 (0%)	2 (5%)	3 (9%)
Traverse House* (Northern MI Regional Entity)	0 (0%)	5 (105)	5 (8%)	0 (0%)	5 (10%)	5 (8%)	0 (0%)	3 (6%)	0 (0%)	0 (0%)	2 (4%)	5 (8%)
Visions Clubhouse (Oakland Co CMH Authority)	2 (2%)	6 (11%)	11 (7%)	2 (2%)	2 (2%)	4 (3%)	2 (2%)	4 (4%)	0 (0%)	0 (0%)	1 (1%)	1 (1%)
Average	1.3 (2%)	7.1 (11%)	8.1 (14%)	1.3 (2%)	1.6 (1%)	1.1 (2%)	1.5 (2%)	2.2 (3%)	1.7 (3%)	0.6 (3%)	1.3 (2%)	1.8 (3%)

H. Work-Ordered Day

Clubhouse	Total Hours of Work Ordered Days Per Week				
	2010	2011	2012	2013	2014
A Place of Our Own (Detroit-Wayne MH Authority)	35	30	30	35	35
Bayside Lodge (Mid-State Health Network)	35	35	37	40	40
Blue Water Clubhouse (Region 10)	20	27	25	30	30
Charter House (Mid-State Health Network)	35	35	40	40	45
Circle of Friends (SW MI Behavioral Health)	25	35	35	35	35
Club Cadillac* (Northern MI Regional Entity)	35	35	40	40	40
Club Interactions (Lakeshore Regional Entity)	29	35	33	28	30
Clubhouse Inspiration (Oakland Co CMH Authority)	40	40	35	40	40
Crossroads Clubhouse (Macomb Co CMH Services)	20	25	35	35	25
Crossroads Clubhouse of Monroe (CMH Partnership of SE MI)	25	23	25	25	30
Dreams Unlimited* (Oakland Co CMH Authority)	41.5	35	35	35	35
Fresh Start Clubhouse* (CMH Partnership of SE MI)	30	36	25	35	35
Friendship Clubhouse (Macomb Co CMH Services)	35	20	40	30	40
Genesis House* (CMH Partnership of SE MI)	35	35	40	40	40
Harmony Hall (Region 10)	30	30	30	30	40
Heartland House (Mid-State Health Network)	27	30	27	22	26
HOPE Center (SW MI Behavioral Health)	24	25	30	25	25
House of Dreams (NorthCare Network)	NA	NA	NA	NA	NA
Inner City Clubhouse (Detroit-Wayne MH Authority)	30	30	30	25	25
J-Town Clubhouse (Mid-State Health Network)	35	45	40	45	45
Lakeshore Clubhouse (Lakeshore Regional Entity)	35	35	35	35	35
Light of Hope (Northern MI Regional Entity)	19	20	24	27.5	35
Motor City Clubhouse (Detroit-Wayne MH Authority)	27.5	29	36	29	0
New Beginnings (SW MI Behavioral Health)	30	30	41	0	30
New Directions Clubhouse (Detroit-Wayne MH Authority)	30	35	35	35	35
New Horizons Clubhouse (Northern MI Regional Entity)	35	40	40	35	35
New Journey Clubhouse (Mid-State Health Network)	25	25	25	30	30
Northern Lights Clubhouse (NorthCare Network)	30	35	30	35	30
Opportunity Center (Mid-State Health Network)	30	25	20	40	40
Our House Clubhouse (Oakland Co CMH Authority)	27.5	30	30	30	30
Outlook (SW MI Behavioral Health)	35	35	35	35	30
Pathways Clubhouse (SW MI Behavioral Health)	29	28	28	30	28
Petoskey Club* (Northern MI Regional Entity)	30	35	35	35	35
Phoenix Friendship House (Detroit-Wayne MH Authority)	37.5	38	30	35	35
Rainbow Connection (Region 10)	25	20	20	20	25
Sheldon House* (Lakeshore Regional Entity)	30	30	30	35	35
The Gathering Place Clubhouse* (Detroit-Wayne MH Authority)	30	30	40	40	40
The Summit Clubhouse (Mid-State Health Network)	25	25	20	25	30
Traverse House* (Northern MI Regional Entity)	35	35	35	35	40
Visions Clubhouse (Oakland Co CMH Authority)	27.5	20	30	34	25
Average	30.2	30.9	32.1	32.2	32.9

I-1. Individual Transitional Employment Positions

Clubhouse	Individual TE Positions (Positions/ADA)				
	2010	2011	2012	2013	2014
A Place of Our Own (Detroit-Wayne MH Authority)	2	0	0 (0%)	4 (11%)	0 (0%)
Bayside Lodge (Mid-State Health Network)	5	4	6 (16%)	6 (20%)	4 (11%)
Blue Water Clubhouse (Region 10)	6	1	0 (0%)	0 (0%)	4 (17%)
Charter House (Mid-State Health Network)	37	9	8 (27%)	25 (85%)	12 (45%)
Circle of Friends (SW MI Behavioral Health)	0	0	0 (0%)	2 (11%)	1 (4%)
Club Cadillac* (Northern MI Regional Entity)	18	17	15 (48%)	26 (81%)	6 (50%)
Club Interactions (Lakeshore Regional Entity)	1	40	1 (8%)	2 (10%)	1 (3%)
Clubhouse Inspiration (Oakland Co CMH Authority)	1	2	0 (0%)	0 (0%)	1 (5%)
Crossroads Clubhouse (Macomb Co CMH Services)	2	1	0 (0%)	0 (0%)	2 (6%)
Crossroads Clubhouse of Monroe (CMH Partnership of SE MI)	0	0	0 (0%)	1 (7%)	0 (0%)
Dreams Unlimited* (Oakland Co CMH Authority)	7	4	5 (16%)	9 (22%)	4 (9%)
Fresh Start Clubhouse* (CMH Partnership of SE MI)	5	2	3 (15%)	5 (25%)	3 (8%)
Friendship Clubhouse (Macomb Co CMH Services)	0	0	0 (0%)	0 (0%)	1 (4%)
Genesis House* (CMH Partnership of SE MI)	14	11	12 (46%)	16 (55%)	8 (21%)
Harmony Hall (Region 10)	0	0	0 (0%)	1 (4%)	1 (4%)
Heartland House (Mid-State Health Network)	0	2	0 (0%)	2 (11%)	1 (5%)
HOPE Center (SW MI Behavioral Health)	0	0	0 (0%)	0 (0%)	0 (0%)
House of Dreams (NorthCare Network)	0	0	0 (0%)	0 (0%)	0 (0%)
Inner City Clubhouse (Detroit-Wayne MH Authority)	9	12	10 (43%)	11 (32%)	13 (38%)
J-Town Clubhouse (Mid-State Health Network)	0	0	0 (0%)	0 (0%)	0 (0%)
Lakeshore Clubhouse (Lakeshore Regional Entity)	0	0	0 (0%)	5 (8%)	1 (4%)
Light of Hope (Northern MI Regional Entity)	0	0	1 (7%)	5 (33%)	12 (58%)
Motor City Clubhouse (Detroit-Wayne MH Authority)	0	0	5 (21%)	9 (35%)	7 (30%)
New Beginnings (SW MI Behavioral Health)	0	0	1 (5%)	2 (10%)	3 (14%)
New Directions Clubhouse (Detroit-Wayne MH Authority)	7	4	5 (15%)	0 (0%)	0 (0%)
New Horizons Clubhouse (Northern MI Regional Entity)	20	6	7 (37%)	8 (38%)	3 (9%)
New Journey Clubhouse (Mid-State Health Network)	0	0	0 (0%)	0 (0%)	0 (0%)
Northern Lights Clubhouse (NorthCare Network)	0	0	0 (0%)	0 (0%)	0(0%)
Opportunity Center (Mid-State Health Network)	6	5	3 (11%)	4 (13%)	3 (19%)
Our House Clubhouse (Oakland Co CMH Authority)	0	0	5 (24%)	5 (17%)	5 (15%)
Outlook (SW MI Behavioral Health)	0	0	0 (0%)	0 (0%)	0 (0%)
Pathways Clubhouse (SW MI Behavioral Health)	42	3	23 (53%)	0 (0%)	0 (0%)
Petoskey Club* (Northern MI Regional Entity)	15	8	7 (33%)	8 (40%)	0 (0%)
Phoenix Friendship House (Detroit-Wayne MH Authority)	2	3	2 (10%)	0 (0%)	2 (11%)
Rainbow Connection (Region 10)	21	20	17 (32%)	14 (25%)	8 (26%)
Sheldon House* (Lakeshore Regional Entity)	0	0	1 (2%)	11 (25%)	5 (10)
The Gathering Place Clubhouse* (Detroit-Wayne MH Authority)	49	24	19 (31%)	21 (30%)	14 (35%)
The Summit Clubhouse (Mid-State Health Network)	0	0	3 (20%)	1 (8%)	2 (3%)
Traverse House* (Northern MI Regional Entity)	9	9	9 (38%)	13 (74%)	8 (67%)
Visions Clubhouse (Oakland Co CMH Authority)	2	0	0 (0%)	6 (13%)	9(43%)
	7	5	4 (14%)	5.8 (20%)	4.4 (14%)

I-2. Individual Transitional Employment

Clubhouse	Individual TE (Members/Active Daily Attendance (ADA))					Cumulative Hours			Individual TE Earnings				
	2010	2011	2012	2013	2014	2012	2013	2014	2010	2011	2012	2013	2014
A Place of Our Own (Detroit-Wayne MH Authority)	2	0	0 (0%)	4 (11%)	0 (0%)	0	4480	0	\$326	\$0	\$0	\$21,500	\$0
Bayside Lodge (Mid-State Health Network)	3	2	2 (5%)	3 (10%)	7 (30%)	3120	616	1872	\$23,088	\$7,696	\$23,088	\$5,688	\$9,246
Blue Water Clubhouse (Region 10)	3	1	0 (0%)	0 (0%)	4 (15%)	0	0	1750	\$13,853	\$11,000	\$0	\$0	\$13,295
Charter House (Mid-State Health Network)	24	6	7 (23%)	12 (41%)	18 (67%)	1732	0	4300	\$60,479	\$4,062	\$12,826	\$19,615	\$30,730
Circle of Friends (SW MI Behavioral Health)	0	0	0 (0%)	1 (6%)	2 (17%)	0	125	186.8	\$0	\$0	\$0	\$1,023	\$1,722
Club Cadillac* (Northern MI Regional Entity)	8	6	6 (19%)	9 (28%)	12 (35%)	1864	3408	1248	\$27,543	\$18,559	\$11,159	\$25,219	\$14,030
Club Interactions (Lakeshore Regional Entity)	1	2	1 (8%)	1 (5%)	2 (9%)	156	190	260	\$960	\$760	\$1,154	\$1,406	\$1,100
Clubhouse Inspiration (Oakland Co CMH Authority)	1	2	0 (0%)	0 (0%)	1 (3%)	0	0	0	\$0	\$0	\$0	\$0	\$500
Crossroads Clubhouse (Macomb Co CMH Services)	2	1	0 (0%)	0 (0%)	2 (18%)	0	0	480	\$6,610	\$1,602	\$0	\$0	\$3,552
Crossroads Clubhouse of Monroe (CMH Partnership of SE MI)	0	0	0 (0%)	2 (13%)	0 (0%)	0	344	0	\$0	\$0	\$0	\$2,549	\$0
Dreams Unlimited* (Oakland Co CMH Authority)	3	2	3 (9%)	5 (12%)	6 (17%)	407	1522	1284	\$10,466	\$13,942	\$3,610	\$13,043	\$10,706
Fresh Start Clubhouse* (CMH Partnership of SE MI)	2	2	2 (10%)	3 (15%)	4 (16%)	1020	572	735	\$2,824	\$6,808	\$7,548	\$4,531	\$5,585
Friendship Clubhouse (Macomb Co CMH Services)	0	0	0 (0%)	0 (0%)	2 (5%)	0	0	112	\$0	\$0	\$0	\$0	\$986
Genesis House* (CMH Partnership of SE MI)	6	5	7 (25%)	7.25 (25%)	13 (53%)	4256	4490	5026	\$25,355	\$31,249	\$43,745	\$39,746	\$45,167
Harmony Hall (Region 10)	0	0	0 (0%)	1 (4%)	4 (18%)	0	200	500	\$0	\$0	\$0	\$1,501	\$3,584
Heartland House (Mid-State Health Network)	0	2	0 (0%)	1 (5%)	1 (5%)	0	28	36	\$0	\$0	\$0	\$45	\$408
HOPE Center (SW MI Behavioral Health)	0	0	0 (0%)	0 (0%)	0 (0%)	0	0	0	\$0	\$0	\$0	\$0	\$0
House of Dreams (NorthCare Network)	NA	NA	NA	NA	NA	NA	NA	NA	NA	NA	NA	NA	NA
Inner City Clubhouse (Detroit-Wayne MH Authority)	9	12	10 (43%)	11 (32%)	3 (9%)	9600	8684	34	\$37,720	\$7,104	\$7,104	\$64,262	\$5,580
J-Town Clubhouse (Mid-State Health Network)	0	0	0 (0%)	0 (0%)	0 (0%)	0	0	0	\$0	\$0	\$0	\$0	NA
Lakeshore Clubhouse (Lakeshore Regional Entity)	0	0	0 (0%)	2 (8%)	5 (24%)	0	895	525	\$0	\$0	\$0	\$7,196	NA

Clubhouse	Individual TE (Members/Active Daily Attendance (ADA))					Cumulative Hours			Individual TE Earnings				
	2010	2011	2012	2013	2014	2012	2013	2014	2010	2011	2012	2013	2014
Light of Hope (Northern MI Regional Entity)	0	0	1 (7%)	4 (27%)	18 (100%)	130	297	1152	\$0	\$0	\$963	\$2,198	\$32,323
Motor City Clubhouse (Detroit-Wayne MH Authority)	0	0	4 (17%)	9 (35%)	7 (32%)	8	3320	0	\$0	\$0	\$7,400	\$32,000	\$41,136
New Beginnings (SW MI Behavioral Health)	0	0	2 (9%)	2 (10%)	3 (20%)	369.3	129.5	60	\$0	\$0	\$2,581	\$15,360	\$21,586
New Directions Clubhouse (Detroit-Wayne MH Authority)	2	4	2 (6%)	0 (0%)	0 (0%)	990	0	0	\$4,029	\$2,664	\$7,326	\$0	\$0
New Horizons Clubhouse (Northern MI Regional Entity)	10	2	3 (16%)	3 (14%)	7 (39%)	181	385	968.5	\$2,712	\$2,480	\$1,461	\$2,525	\$8,188
New Journey Clubhouse (Mid-State Health Network)	0	0	0 (0%)	0 (0%)	0 (0%)	0	0	0	\$0	\$0	\$0	\$0	\$0
Northern Lights Clubhouse (NorthCare Network)	0	0	0 (0%)	0 (0%)	0 (0%)	0	0	0	\$0	\$0	\$0	\$0	NA
Opportunity Center (Mid-State Health Network)	2	3	2 (7%)	2 (6%)	5 (15%)	520	520	580	\$3,848	\$3,996	\$0	\$3,848	\$4,727
Our House Clubhouse (Oakland Co CMH Authority)	0	0	1 (5%)	5 (17%)	5 (15%)	540	125	444	\$0	\$0	\$4,080	\$4,552	NA
Outlook (SW MI Behavioral Health)	0	0	0 (0%)	0 (0%)	0 (0%)	0	0	0	\$0	\$0	\$0	\$0	NA
Pathways Clubhouse (SW MI Behavioral Health)	7	1	5 (12%)	0 (0%)	0 (0%)	1025	0	0	\$9,189	\$1,716	\$7,585	\$0	NA
Petoskey Club* (Northern MI Regional Entity)	7	5	4 (19%)	4 (20%)	5 (28%)	1254	1820	593.3	\$21,716	\$8,940	\$9,944	\$5,862	\$11,249
Phoenix Friendship House (Detroit-Wayne MH Authority)	1	2	2 (10%)	0 (0%)	2 (6%)	2288	0	144	\$5,580	\$14,274	\$15,450	\$0	\$139,318
Rainbow Connection (Region 10)	8	8	8 (15%)	7 (13%)	13 (25%)	6700	7540	5704	\$56,360	\$57,000	\$49,580	\$55,796	\$40,000
Sheldon House* (Lakeshore Regional Entity)	0	0	1 (2%)	5 (11%)	8 (20%)	100	2960	1752	\$0	\$0	\$1,036	\$18,049	\$20,041
The Gathering Place Clubhouse* (Detroit-Wayne MH Authority)	17	9	19 (31%)	14 (20%)	22 (35%)	4068	4260	4732	\$50,409	\$28,801	\$30,103	\$31,689	\$35,797
The Summit Clubhouse (Mid-State Health Network)	0	0	2 (13%)	1 (8%)	2 (17%)	56	24	284	\$0	\$0	\$615	\$300	\$2,250
Traverse House* (Northern MI Regional Entity)	7	6	4 (17%)	5 (29%)	15 (71%)	997.7	1352.9	1551	\$6,791	\$10,379	\$7,292	\$8,036	\$12,392
Visions Clubhouse (Oakland Co CMH Authority)	1	0	0 (0%)	5 (11%)	16 (29%)	0	1700	5505	\$0	\$0	\$0	\$13,690	\$45,730
AVERAGE	3.2	2.1	2.3 (9%)	3 (10%)	5.2 (19%)	1061.1	1281.7	1072.3	\$9,484	\$5,975	\$5,423	\$10,288	\$16,998

I-3. Group Transitional Employment

Clubhouse	Group TE					Cumulative Hours			Earnings		
	2010	2011	2012	2013	2014	2012	2013	2014	2012	2013	2014
A Place of Our Own (Detroit-Wayne MH Authority)	0	0	0	0	0	0	0	0	\$0	\$0	\$0
Bayside Lodge (Mid-State Health Network)	0	0	0	0	0	0	0	0	\$0	\$0	\$0
Blue Water Clubhouse (Region 10)	53	0	0	0	0	0	0	0	\$0	\$0	\$0
Charter House (Mid-State Health Network)	0	14	12	0	0	1,646	1,560	0	\$12,180	\$9,564	\$0
Circle of Friends (SW MI Behavioral Health)	0	0	0	0	0	0	0	0	\$0	\$0	\$0
Club Cadillac* (Northern MI Regional Entity)	0	0	8	7	10	2,516	864	1,896	\$7,459	\$2,131	\$7,459
Club Interactions (Lakeshore Regional Entity)	0	0	0	0	0	0	0	0	\$0	\$0	\$0
Clubhouse Inspiration (Oakland Co CMH Authority)	0	0	0	0	0	0	0	0	\$0	\$0	\$0
Crossroads Clubhouse (Macomb Co CMH Services)	0	0	0	0	0	0	0	0	\$0	\$0	N/A
Crossroads Clubhouse of Monroe (CMH Partnership of SE MI)	0	0	0	0	0	0	0	0	\$0	\$0	\$0
Dreams Unlimited* (Oakland Co CMH Authority)	0	0	0	0	0	0	0	0	\$0	\$0	\$0
Fresh Start Clubhouse* (CMH Partnership of SE MI)	0	0	0	0	0	0	0	0	\$0	\$0	\$0
Friendship Clubhouse (Macomb Co CMH Services)	0	0	0	0	0	0	0	0	\$0	\$0	\$0
Genesis House* (CMH Partnership of SE MI)	0	0	0	0	0	0	0	0	\$0	\$0	\$0
Harmony Hall (Region 10)	0	0	0	0	0	0	0	0	\$0	\$0	\$0
Heartland House (Mid-State Health Network)	0	0	0	0	0	0	0	NA	\$0	\$0	\$0
HOPE Center (SW MI Behavioral Health)	13	0	0	0	0	0	0	0	\$0	\$0	\$0
House of Dreams (NorthCare Network)	NA	NA	NA	NA	NA	NA	NA	NA	NA	NA	NA
Inner City Clubhouse (Detroit-Wayne MH Authority)	0	0	0	0	0	0	0	0	\$0	\$0	\$0
J-Town Clubhouse (Mid-State Health Network)	0	0	0	10	0	0	23.4	0	\$0	\$0	\$0
Lakeshore Clubhouse (Lakeshore Regional Entity)	0	0	0	0	0	0	0	0	\$0	\$0	\$0
Light of Hope (Northern MI Regional Entity)	0	0	0	0	0	0	0	0	\$0	\$0	\$0
Motor City Clubhouse (Detroit-Wayne MH Authority)	0	0	0	0	0	0	0	0	\$0	\$0	\$0
New Beginnings (SW MI Behavioral Health)	0	0	0	2	0	0	518.8	0	\$0	\$0	\$0
New Directions Clubhouse (Detroit-Wayne MH Authority)	0	1	0	7	0	0	510.3	0	\$0	\$3,368	\$0
New Horizons Clubhouse (Northern MI Regional Entity)	22	9	0	0	0	0	0	0	\$0	\$0	N/A
New Journey Clubhouse (Mid-State Health Network)	0	0	0	0	0	0	0	0	\$0	\$0	\$0
Northern Lights Clubhouse (NorthCare Network)	0	0	0	0	N/A	0	0	N/A	\$0	\$0	NA
Opportunity Center (Mid-State Health Network)	0	0	0	0	0	0	0	0	\$0	\$0	\$0
Our House Clubhouse (Oakland Co CMH Authority)	0	0	0	0	0	0	0	0	\$0	\$0	\$0
Outlook (SW MI Behavioral Health)	0	0	0	0	0	0	0	0	\$0	\$0	\$0
Pathways Clubhouse (SW MI Behavioral Health)	65	0	23	0	0	157	0	0	\$1,296	\$0	\$0
Petoskey Club* (Northern MI Regional Entity)	0	0	0	0	0	0	0	0	\$0	\$0	\$0
Phoenix Friendship House (Detroit-Wayne MH Authority)	0	0	0	0	2	0	0	832	\$0	\$0	\$16,390
Rainbow Connection (Region 10)	0	0	0	17	14	0	36	0	\$0	\$0	\$0
Sheldon House* (Lakeshore Regional Entity)	0	0	0	0	0	0	0	0	\$0	\$0	\$0
The Gathering Place Clubhouse* (Detroit-Wayne MH Authority)	0	17	19	16	17	2,002	1,690	1,768	\$14,815	\$12,506	\$13,083
The Summit Clubhouse (Mid-State Health Network)	0	0	0	0	0	0	0	0	\$0	\$0	\$0
Traverse House* (Northern MI Regional Entity)	0	0	0	0	17	0	0	0	\$0	\$0	\$0
Visions Clubhouse (Oakland Co CMH Authority)	0	0	0	0	0	0	0	0	\$0	\$0	\$0
Average	4	1	1.9	1.5	1.6	98.1	133.4	121.5	\$917	\$707	\$1,026

I-4. Supported Employment

Clubhouse	Supported Employment (Members/ADA)					Cumulative Hours			SE Members that were not Supported by Clubhouse		
	2010	2011	2012	2013	2014	2012	2013	2014	2012	2013	2014
A Place of Our Own (Detroit-Wayne MH Authority)	6	0	3 (6%)	0 (0%)	0 (0%)	230	0	0	0	0	0
Bayside Lodge (Mid-State Health Network)	2	0	0 (0%)	0 (0%)	0 (0%)	0	0	0	0	0	0
Blue Water Clubhouse (Region 10)	5	8	3 (7%)	5 (14%)	5 (19%)	1,560	2,320	537	0	2	2
Charter House (Mid-State Health Network)	21	2	2 (7%)	5 (17%)	3 (11%)	1,192	405	935	0	3	0
Circle of Friends (SW MI Behavioral Health)	1	6	0 (0%)	1 (6%)	1 (8%)	700	1,000	885	3	0	1
Club Cadillac* (Northern MI Regional Entity)	5	14	5 (16%)	10 (31%)	9 (26%)	1,871	1,579	2,833	0	10	0
Club Interactions (Lakeshore Regional Entity)	0	0	2 (17%)	2 (10%)	6 (27%)	0	260	2,324	0	0	0
Clubhouse Inspiration (Oakland Co CMH Authority)	5	3	2 (7%)	5 (16%)	0 (0%)	1000	1800	0	0	5	6
Crossroads Clubhouse (Macomb Co CMH Services)	2	2	4 (8%)	4 (8%)	6 (55%)	1948.8	3,198	30	0	2	1
Crossroads Clubhouse of Monroe (CMH Partnership of SE MI)	0	6	7 (8.4%)	2 (13%)	3 (7%)	5	90	1,864	0	2	2
Dreams Unlimited* (Oakland Co CMH Authority)	12	2	5 (16%)	3 (7%)	3 (8%)	2,980	1,180	1,350	1	2	0
Fresh Start Clubhouse* (CMH Partnership of SE MI)	0	7	14 (70%)	2 (10%)	1 (4%)	7,784	827	1,040	0	0	3
Friendship Clubhouse (Macomb Co CMH Services)	1	16	12 (23%)	6 (13%)	6 (16%)	1019	300	3,200	5	0	5
Genesis House* (CMH Partnership of SE MI)	4	3	8 (29%)	11 (38%)	8 (32%)	3,057	8,524	5,144	3	8	8
Harmony Hall (Region 10)	3	2	1 (4%)	7 (26%)	16 (73%)	0	2,380	3,528	0	3	0
Heartland House (Mid-State Health Network)	2	0	3 (15%)	6 (32%)	0 (0%)	478	0	0	2	0	1
HOPE Center (SW MI Behavioral Health)	12	10	15 (82%)	17 (77%)	9 (34%)	9,781	0	2,340	15	0	0
House of Dreams (NorthCare Network)	NA	NA	NA	NA	NA	NA	NA	NA	NA	NA	NA
Inner City Clubhouse (Detroit-Wayne MH Authority)	2	6	12 (61%)	0 (0%)	0 (0%)	17,500	0	0	12	0	1
J-Town Clubhouse (Mid-State Health Network)	8	0	2 (7%)	4 (15%)	1 (4%)	0	0	0	0	4	0
Lakeshore Clubhouse (Lakeshore Regional Entity)	13	0	4 (16%)	1 (4%)	2 (10%)	2,678	160	312	1	1	2

Clubhouse	Supported Employment (Members/ADA)					Cumulative Hours			SE Members that were not Supported by Clubhouse		
	2010	2011	2012	2013	2014	2012	2013	2014	2012	2013	2014
Light of Hope (Northern MI Regional Entity)	2	1	1 (7%)	5 (33%)	6 (33%)	130	780	3,744	1	1	2
Motor City Clubhouse (Detroit-Wayne MH Authority)	4	9	4 (17%)	12 (46%)	12 (55%)	1,152	560	12	8	7	2
New Beginnings (SW MI Behavioral Health)		3	5 (23%)	3 (16%)	5 (33%)	627.5	0	1,056	1	3	4
New Directions Clubhouse (Detroit-Wayne MH Authority)	14	2	8 (24%)	3 (9%)	5 (15%)	2,350	2,390	3,470	0	0	1
New Horizons Clubhouse (Northern MI Regional Entity)	1	1	3 (16%)	7 (33%)	1 (6%)	2274	1856	34	1	0	0
New Journey Clubhouse (Mid-State Health Network)	6	2	0 (0%)	2 (10%)	4 (24%)	0	110	400	3	0	0
Northern Lights Clubhouse (NorthCare Network)	0	7	0 (0%)	7 (37%)	0 (0%)	631	2,065	520	4	0	4
Opportunity Center (Mid-State Health Network)	15	27	26 (96%)	1 (3%)	4 (12%)	0	540	600	12	1	6
Our House Clubhouse (Oakland Co CMH Authority)	11	5	5 (24%)	6 (20%)	6 (18%)	0	125	2,524	1	6	0
Outlook (SW MI Behavioral Health)	7	1	6 (50%)	4 (25%)	0 (0%)	0	2,032	0	0	1	21
Pathways Clubhouse (SW MI Behavioral Health)	10	17	30 (70%)	25 (54%)	21 (43%)	12,232	13,316	10,186.80	0	25	2
Petoskey Club* (Northern MI Regional Entity)	5	7	10 (48%)	8 (40%)	5 (28%)	252	4,784	0	7	3	4
Phoenix Friendship House (Detroit-Wayne MH Authority)	6	5	8 (38%)	3 (12%)	14 (45%)	2,080	6,240	14,560	0	0	0
Rainbow Connection (Region 10)	0	0	0 (0%)	0 (0%)	0 (0%)	0	0	0	0	0	3
Sheldon House* (Lakeshore Regional Entity)	6	4	6 (13%)	4 (9%)	9 (23%)	0	348	0	6	1	8
The Gathering Place Clubhouse* (Detroit-Wayne MH Authority)	25	12	17 (27%)	6 (9%)	9 (14%)	7,292	4,303	5,356	0	6	0
The Summit Clubhouse (Mid-State Health Network)	4	6	0 (0%)	2 (15%)	2 (17%)	2,516	582	80	9	0	1
Traverse House* (Northern MI Regional Entity)	0	2	4 (17%)	4 (23%)	1 (5%)	323.42	0	296	0	4	6
Visions Clubhouse (Oakland Co CMH Authority)	4	2	1 (2%)	4 (9%)	12 (22%)	0	4,080	6,703	1	4	0
Average	6	5	6 (20%)	5 (17%)	4.75 (17%)	2,196	1,747	1,945	2	3	3

I-5. Independent Employment

Clubhouse	Individuals in Independent Employment (Members/ADA)				
	2010	2011	2012	2013	2014
A Place of Our Own (Detroit-Wayne MH Authority)	0	0	3 (6%)	0 (0%)	0 (0%)
Bayside Lodge (Mid-State Health Network)	0	1	15 (41%)	0 (0%)	10 (43%)
Blue Water Clubhouse (Region 10)	6	3	6 (15%)	5 (14%)	2 (8%)
Charter House (Mid-State Health Network)	1	2	2 (7%)	5 (17%)	7 (26%)
Circle of Friends (SW MI Behavioral Health)	2	2	1 (6%)	1 (6%)	0 (0%)
Club Cadillac* (Northern MI Regional Entity)	3	3	5 (16%)	7 (22%)	6 (18%)
Club Interactions (Lakeshore Regional Entity)	3	0	6 (50%)	4 (19%)	4 (18%)
Clubhouse Inspiration (Oakland Co CMH Authority)	12	6	7 (25%)	10 (32%)	11 (35%)
Crossroads Clubhouse (Macomb Co CMH Services)	11	6	7 (14%)	3 (6%)	5 (45%)
Crossroads Clubhouse of Monroe (CMH Partnership of SE MI)	1	1	9 (107%)	1 (7%)	4 (9%)
Dreams Unlimited* (Oakland Co CMH Authority)	10	12	10 (31%)	15 (37%)	14 (39%)
Fresh Start Clubhouse* (CMH Partnership of SE MI)	22	10	8 (40%)	5 (25%)	11 (44%)
Friendship Clubhouse (Macomb Co CMH Services)	12	19	12 (23%)	2 (4%)	3 (8%)
Genesis House* (CMH Partnership of SE MI)	10	12	9 (32%)	13 (45%)	13 (52%)
Harmony Hall (Region 10)	1	8	5 (20%)	4 (15%)	2 (9%)
Heartland House (Mid-State Health Network)	1	1	0 (0%)	0 (0%)	1 (5%)
HOPE Center (SW MI Behavioral Health)	3	15	2 (11%)	0 (0%)	5 (19%)
House of Dreams (NorthCare Network)	NA	NA	NA	NA	NA
Inner City Clubhouse (Detroit-Wayne MH Authority)	3	12	2 (9%)	0 (0%)	5 (15%)
J-Town Clubhouse (Mid-State Health Network)	5	3	2 (7%)	1 (4%)	0 (0%)
Lakeshore Clubhouse (Lakeshore Regional Entity)	8	6	4 (16%)	8 (31%)	7 (34%)
Light of Hope (Northern MI Regional Entity)	10	2	0 (0%)	3 (20%)	1 (6%)
Motor City Clubhouse (Detroit-Wayne MH Authority)	2	3	4 (17%)	10 (38%)	7 (32%)
New Beginnings (SW MI Behavioral Health)	1	3	3 (14%)	2 (10%)	0 (0%)
New Directions Clubhouse (Detroit-Wayne MH Authority)	0	6	3 (9%)	3 (9%)	9 (26%)
New Horizons Clubhouse (Northern MI Regional Entity)	19	14	17 (89%)	5 (24%)	8 (44%)
New Journey Clubhouse (Mid-State Health Network)	12	4	3 (13%)	4 (20%)	9 (53%)
Northern Lights Clubhouse (NorthCare Network)	0	7	6 (35%)	7 (37%)	2 (13%)
Opportunity Center (Mid-State Health Network)	5	24	14 (51%)	22 (71%)	32 (98%)
Our House Clubhouse (Oakland Co CMH Authority)	3	5	4 (19%)	6 (20%)	6 (18%)
Outlook (SW MI Behavioral Health)	0	3	0 (0%)	2 (13%)	1 (8%)
Pathways Clubhouse (SW MI Behavioral Health)	20	9	7 (16%)	25 (54%)	4 (4%)
Petoskey Club* (Northern MI Regional Entity)	7	3	2 (10%)	8 (40%)	16 (88%)
Phoenix Friendship House (Detroit-Wayne MH Authority)	18	26	0 (0%)	17 (68%)	8 (26%)
Rainbow Connection (Region 10)	56	36	18 (34%)	40 (73%)	36 (71%)
Sheldon House* (Lakeshore Regional Entity)	4	6	6 (13%)	2 (5%)	17 (43%)
The Gathering Place Clubhouse* (Detroit-Wayne MH Authority)	2	6	10 (16%)	11 (16%)	9 (14%)
The Summit Clubhouse (Mid-State Health Network)	7	3	4 (27%)	3 (23%)	5 (42%)
Traverse House* (Northern MI Regional Entity)	7	1	5 (21%)	1 (6%)	3 (14%)
Visions Clubhouse (Oakland Co CMH Authority)	10	0	0 (0%)	12 (27%)	6 (11%)
AVERAGE	8	7	5 (19%)	6 (22%)	6.6 (23%)

I-6. Moving from Transitional to Supported and Individual Employment

Clubhouse	Moved from TE to SE and IE			Moved from SE to IE		
	2012	2013	2014	2012	2013	2014
A Place of Our Own (Detroit-Wayne MH Authority)	0	0	0	0	0	0
Bayside Lodge (Mid-State Health Network)	2	2	0	0	0	0
Blue Water Clubhouse (Region 10)	0	0	2	3	2	0
Charter House (Mid-State Health Network)	3	6	3	2	0	4
Circle of Friends (SW MI Behavioral Health)	0	0	0	0	0	0
Club Cadillac* (Northern MI Regional Entity)	3	3	3	0	1	0
Club Interactions (Lakeshore Regional Entity)	0	0	1	0	0	0
Clubhouse Inspiration (Oakland Co CMH Authority)	2	0	0	0	1	0
Crossroads Clubhouse (Macomb Co CMH Services)	0	0	3	1	2	3
Crossroads Clubhouse of Monroe (CMH Partnership of SE MI)	0	1	0	0	1	1
Dreams Unlimited* (Oakland Co CMH Authority)	1	1	2	1	1	0
Fresh Start Clubhouse* (CMH Partnership of SE MI)	2	1	0	6	1	0
Friendship Clubhouse (Macomb Co CMH Services)	0	0	0	0	2	0
Genesis House* (CMH Partnership of SE MI)	5	6	2	0	0	1
Harmony Hall (Region 10)	0	1	2	1	1	1
Heartland House (Mid-State Health Network)	0	0	1	0	0	0
HOPE Center (SW MI Behavioral Health)	0	0	0	1	0	1
House of Dreams (NorthCare Network)	NA	NA	NA	NA	NA	NA
Inner City Clubhouse (Detroit-Wayne MH Authority)	0	0	0	0	0	0
J-Town Clubhouse (Mid-State Health Network)	0	0	0	0	0	1
Lakeshore Clubhouse (Lakeshore Regional Entity)	0	1	0	2	3	0
Light of Hope (Northern MI Regional Entity)	0	0	6	0	0	1
Motor City Clubhouse (Detroit-Wayne MH Authority)	0	3	2	2	3	4
New Beginnings (SW MI Behavioral Health)	0	1	2	1	1	4
New Directions Clubhouse (Detroit-Wayne MH Authority)	0	1	0	0	1	0
New Horizons Clubhouse (Northern MI Regional Entity)	3	0	1	1	3	0
New Journey Clubhouse (Mid-State Health Network)	0	0	0	0	0	1
Northern Lights Clubhouse (NorthCare Network)	0	0	NA	0	3	1
Opportunity Center (Mid-State Health Network)	33	1	1	6	0	0
Our House Clubhouse (Oakland Co CMH Authority)	0	4	0	1	4	2
Outlook (SW MI Behavioral Health)	0	0	0	0	0	0
Pathways Clubhouse (SW MI Behavioral Health)	5	0	0	5	7	4
Petoskey Club* (Northern MI Regional Entity)	1	4	2	0	3	1
Phoenix Friendship House (Detroit-Wayne MH Authority)	0	0	1	0	0	1
Rainbow Connection (Region 10)	3	4	4	0	0	0
Sheldon House* (Lakeshore Regional Entity)	0	1	1	1	0	1
The Gathering Place Clubhouse* (Detroit-Wayne MH Authority)	12	6	6	5	6	3
The Summit Clubhouse (Mid-State Health Network)	1	1	0	0	0	2
Traverse House* (Northern MI Regional Entity)	4	1	2	0	0	0
Visions Clubhouse (Oakland Co CMH Authority)	0	0	9	0	0	10
AVERAGE	2.1	1.3	1.5	1.0	1.2	1.2

I-7. Transitional Employment Detail

Clubhouse	Average Tenure of TE*	% of Community Placements**	% of Working 15-20 hrs/wk***	% of TE absence covered by staff****
	2014	2014	2014	2014
A Place of Our Own (Detroit-Wayne MH Authority)	0	.>	0	0
Bayside Lodge (Mid-State Health Network)	3	3	1	3
Blue Water Clubhouse (Region 10)	3	1	3	3
Charter House (Mid-State Health Network)	3	0	3	3
Circle of Friends (SW MI Behavioral Health)	1	2	1	3
Club Cadillac* (Northern MI Regional Entity)	3	0	1	0
Club Interactions (Lakeshore Regional Entity)	3	1	0	3
Clubhouse Inspiration (Oakland Co CMH Authority)	2	0	1	0
Crossroads Clubhouse (Macomb Co CMH Services)	NA	NA	NA	NA
Crossroads Clubhouse of Monroe (CMH Partnership of SE MI)	3	0	3	0
Dreams Unlimited* (Oakland Co CMH Authority)	2	2	3	3
Fresh Start Clubhouse* (CMH Partnership of SE MI)	3	3	1	2
Friendship Clubhouse (Macomb Co CMH Services)	2	3	1	3
Genesis House* (CMH Partnership of SE MI)	3	3	3	3
Harmony Hall (Region 10)	3	0	0	3
Heartland House (Mid-State Health Network)	3	3	0	3
HOPE Center (SW MI Behavioral Health)	NA	NA	NA	NA
House of Dreams (NorthCare Network)	NA	NA	NA	NA
Inner City Clubhouse (Detroit-Wayne MH Authority)	3	0	2	2
J-Town Clubhouse (Mid-State Health Network)	0	0	0	0
Lakeshore Clubhouse (Lakeshore Regional Entity)	2	3	3	3
Light of Hope (Northern MI Regional Entity)	3	3	1	2
Motor City Clubhouse (Detroit-Wayne MH Authority)	2	0	3	0
New Beginnings (SW MI Behavioral Health)	1	3	3	1
New Directions Clubhouse (Detroit-Wayne MH Authority)	NA	NA	NA	NA
New Horizons Clubhouse (Northern MI Regional Entity)	3	2	0	3
New Journey Clubhouse (Mid-State Health Network)	NA	NA	NA	NA
Northern Lights Clubhouse (NorthCare Network)	0	NA	NA	NA
Opportunity Center (Mid-State Health Network)	3	3	1	3
Our House Clubhouse (Oakland Co CMH Authority)	3	3	2	3
Outlook (SW MI Behavioral Health)	NA	NA	NA	NA
Pathways Clubhouse (SW MI Behavioral Health)	NA	NA	NA	NA
Petoskey Club* (Northern MI Regional Entity)	3	1	1	2
Phoenix Friendship House (Detroit-Wayne MH Authority)	1	3	3	1
Rainbow Connection (Region 10)	3	1	3	2
Sheldon House* (Lakeshore Regional Entity)	3	1	1	2
The Gathering Place Clubhouse* (Detroit-Wayne MH Authority)	3	1	2	3
The Summit Clubhouse (Mid-State Health Network)	0	0	0	0

Clubhouse	Average Tenure of TE*	% of Community Placements**	% of Working 15-20 hrs/wk***	% of TE absence covered by staff****
	2014	2014	2014	2014
Traverse House* (Northern MI Regional Entity)	3	0	3	3
Visions Clubhouse (Oakland Co CMH Authority)	1	0	1	1
Average	2.2	1.5	1.6	2.0

Key:

*3 = more than 9 months, 2 = 6-9 months, 1 =< 6 months, 0 = no TE

**3 = 67-100%, 2 = 34-66%, 1 = 1-33%, 0 = only auspice placement

***3 => 50%, 2 = 30-50%, 1 = 1-20%

****3 = 100%, 2 = 51-99%, 1 = 1-50%, 0 = not provided

I-8. Diversity of Transitional Employment

Clubhouse	Clerical			Retail			Maintenance/ Janitorial			Manufacturing/Assembly			Food Service		
	2012	2013	2014	2012	2013	2014	2012	2013	2014	2012	2013	2014	2012	2013	2014
A Place of Our Own (Detroit-Wayne MH Authority)					X			X						X	
Bayside Lodge (Mid-State Health Network)		X	X	X	X	X		X	X						
Blue Water Clubhouse (Region 10)			X			X									X
Charter House (Mid-State Health Network)	X	X	X		X	X	X	X	X				X	X	X
Circle of Friends (SW MI Behavioral Health)								X	X						
Club Cadillac* (Northern MI Regional Entity)				X	X		X	X	X						
Club Interactions (Lakeshore Regional Entity)							X	X	X						
Clubhouse Inspiration (Oakland Co CMH Authority)			X												
Crossroads Clubhouse (Macomb Co CMH Services)									X						
Crossroads Clubhouse of Monroe (CMH Partnership of SE MI)							X	X							
Dreams Unlimited* (Oakland Co CMH Authority)	X	X	X				X	X	X				X	X	X
Fresh Start Clubhouse* (CMH Partnership of SE MI)				X	X	X			X			X		X	X
Friendship Clubhouse (Macomb Co CMH Services)									X						
Genesis House* (CMH Partnership of SE MI)	X	X	X	X	X	X	X	X	X	X	X	X			
Harmony Hall (Region 10)								X	X						
Heartland House (Mid-State Health Network)		X	X					X	X						
HOPE Center (SW MI Behavioral Health)															
House of Dreams (NorthCare Network)							X								
Inner City Clubhouse (Detroit-Wayne MH Authority)	X	X	X	X	X	X			X						
J-Town Clubhouse (Mid-State Health Network)															
Lakeshore Clubhouse (Lakeshore Regional Entity)								X						X	X
Light of Hope (Northern MI Regional Entity)						X	X	X	X						X
Motor City Clubhouse (Detroit-Wayne MH Authority)	X	X	X					X	X						
New Beginnings (SW MI Behavioral Health)							X							X	X
New Directions Clubhouse (Detroit-Wayne MH Authority)															
New Horizons Clubhouse (Northern MI Regional Entity)	X						X	X	X						
New Journey Clubhouse (Mid-State Health Network)															
Northern Lights Clubhouse (NorthCare Network)															
Opportunity Center (Mid-State Health Network)				X	X	X			X						
Our House Clubhouse (Oakland Co CMH Authority)		X	X			X		X	X					X	X
Outlook (SW MI Behavioral Health)															
Pathways Clubhouse (SW MI Behavioral Health)							X								
Petoskey Club* (Northern MI Regional Entity)	X	X		X	X	X	X	X	X	X			X	X	X
Phoenix Friendship House (Detroit-Wayne MH Authority)							X		X						
Rainbow Connection (Region 10)	X	X	X				X	X	X						
Sheldon House (Network 180)							X	X	X						
The Gathering Place Clubhouse* (Detroit-Wayne MH Authority)	X	X	X				X	X	X					X	X
The Summit Clubhouse (Mid-State Health Network)							X	X	X						
Traverse House* (Northern MI Regional Entity)			X	X	X	X	X	X	X				X	X	X
Visions Clubhouse (Oakland Co CMH Authority)								X	X					X	X
		26%			26%			58%			2%			30%	

I-8. Diversity of Transitional Employment (continued)

Clubhouse	Landscaping			Medical Services			Education			Other		
	2012	2013	2014	2012	2013	2014	2012	2013	2014	2012	2013	2014
A Place of Our Own (Detroit-Wayne MH Authority)												
Bayside Lodge (Mid-State Health Network)												
Blue Water Clubhouse (Region 10)												
Charter House (Mid-State Health Network)										Peer support Specialists		
Circle of Friends (SW MI Behavioral Health)												
Club Cadillac* (Northern MI Regional Entity)	X	X	X									
Club Interactions (Lakeshore Regional Entity)												
Clubhouse Inspiration (Oakland Co CMH Authority)												
Crossroads Clubhouse (Macomb Co CMH Services)												
Crossroads Clubhouse of Monroe (CMH Partnership of SE MI)												
Dreams Unlimited* (Oakland Co CMH Authority)	X	X	X								Food service: grocery store bagger; landscaping: gardening assistant	Food service: grocery bagger; landscaping: gardening assistant
Fresh Start Clubhouse* (CMH Partnership of SE MI)												
Friendship Clubhouse (Macomb Co CMH Services)												
Genesis House* (CMH Partnership of SE MI)										Transportation	Driving	1. Transportation 2. Auto-repair assistant
Harmony Hall (Region 10)												
Heartland House (Mid-State Health Network)											Marketing and distribution assignments	Marketing and distribution
HOPE Center (SW MI Behavioral Health)												
House of Dreams (NorthCare Network)												
Inner City Clubhouse (Detroit-Wayne MH Authority)								X	X		Customer service	Customer service: greeter
J-Town Clubhouse (Mid-State Health Network)												
Lakeshore Clubhouse (Lakeshore Regional Entity)												
Light of Hope (Northern MI Regional Entity)		X	X			X						Hotel-housekeeping
Motor City Clubhouse (Detroit-Wayne MH Authority)	X								X	Parking lot attendants	Parking lot attendants	Parking lot attendant
New Beginnings (SW MI Behavioral Health)												

Clubhouse	Landscaping			Medical Services			Education			Other		
	2012	2013	2014	2012	2013	2014	2012	2013	2014	2012	2013	2014
New Directions Clubhouse (Detroit-Wayne MH Authority)										Car detailing, general labor	Vehicle detailing	
New Horizons Clubhouse (Northern MI Regional Entity)											Human services	Human services
New Journey Clubhouse (Mid-State Health Network)												
Northern Lights Clubhouse (NorthCare Network)												
Opportunity Center (Mid-State Health Network)												
Our House Clubhouse (Oakland Co CMH Authority)												
Outlook (SW MI Behavioral Health)												
Pathways Clubhouse (SW MI Behavioral Health)												
Petoskey Club* (Northern MI Regional Entity)	X	X	X									
Phoenix Friendship House (Detroit-Wayne MH Authority)												
Rainbow Connection (Region 10)										Receptionist/ greeter duties		
Sheldon House (Network 180)		X	X								Delivery assistant	
The Gathering Place Clubhouse* (Detroit-Wayne MH Authority)										Drop in assistant leader position		Drop-in center: peer support position
The Summit Clubhouse (Mid-State Health Network)												
Traverse House* (Northern MI Regional Entity)												
Visions Clubhouse (Oakland Co CMH Authority)												
		16%			2%			2%				

I-9. Stakeholder Buy-In

Clubhouse	Clubhouse Director			Clubhouse Staff			Clubhouse Members			Advisory Board			Auspice Administrators			Auspice Board of Directors		
	2012	2013	2014	2012	2013	2014	2012	2013	2014	2012	2013	2014	2012	2013	2014	2012	2013	2014
A Place of Our Own (Detroit-Wayne MH Authority)	X	X		X	X		X						X			X		
Bayside Lodge (Mid-State Health Network)	X	X	X	X	X	X	X	X	X		X		X	X	X		X	X
Blue Water Clubhouse (Region 10)	X		X	X		X	X			X		X	X		X	X		
Charter House (Mid-State Health Network)	X	X	X	X	X	X	X	X	X	X	X	X	X	X	X	X		
Circle of Friends (SW MI Behavioral Health)	X	X	X	X	X	X	X	X	X	X	X	X	X	X	X	X	X	X
Club Cadillac* (Northern MI Regional Entity)	X	X	X	X	X	X	X	X	X	X	X	X	X	X	X		X	
Club Interactions (Lakeshore Regional Entity)	X	X	X	X	X	X	X	X	X		X		X	X	X		X	
Clubhouse Inspiration (Oakland Co CMH Authority)	X		X	X		X	X		X				X			X		
Crossroads Clubhouse (Macomb Co CMH Services)	X	X	X	X	X	X	X	X	X		X		X	X	X	X	X	
Crossroads Clubhouse of Monroe (CMH Partnership of SE MI)		X			X			X			X		X	X			X	
Dreams Unlimited* (Oakland Co CMH Authority)	X	X	X	X	X	X	X	X	X	X	X	X	X	X	X		X	X
Fresh Start Clubhouse* (CMH Partnership of SE MI)	X	X	X	X	X	X	X	X	X	X	X	X	X	X	X	X	X	X
Friendship Clubhouse (Macomb Co CMH Services)	X		X	X		X	X		X			X	X		X			X
Genesis House* (CMH Partnership of SE MI)	X	X	X	X	X	X	X	X	X	X	X	X	X	X	X	X	X	X
Harmony Hall (Region 10)	X	X	X	X	X	X		X	X					X	X		X	X
Heartland House (Mid-State Health Network)	X	X	X	X	X	X	X	X	X		X	X	X	X	X		X	X
HOPE Center (SW MI Behavioral Health)																		
House of Dreams (NorthCare Network)	X			X			X									X		
Inner City Clubhouse (Detroit-Wayne MH Authority)		X	X			X			X					X	X			
J-Town Clubhouse (Mid-State Health Network)	X		X	X		X	X		X	X		X	X		X	X		X
Lakeshore Clubhouse (Lakeshore Regional Entity)		X	X		X	X		X	X					X	X		X	
Light of Hope (Northern MI Regional Entity)		X	X		X			X	X					X	X		X	X
Motor City Clubhouse (Detroit-Wayne MH Authority)		X	X		X	X		X	X					X			X	X
New Beginnings (SW MI Behavioral Health)		X	X		X	X		X	X					X	X		X	
New Directions Clubhouse (Detroit-Wayne MH Authority)	X	X	X	X	X	X	X	X	X	X		X	X	X	X	X		X

Clubhouse	Clubhouse Director			Clubhouse Staff			Clubhouse Members			Advisory Board			Auspice Administrators			Auspice Board of Directors		
	2012	2013	2014	2012	2013	2014	2012	2013	2014	2012	2013	2014	2012	2013	2014	2012	2013	2014
New Horizons Clubhouse (Northern MI Regional Entity)	X	X	X	X	X	X	X	X	X					X	X		X	X
New Journey Clubhouse (Mid-State Health Network)	X			X			X						X			X		
Northern Lights Clubhouse (NorthCare Network)																		
Opportunity Center (Mid-State Health Network)	X	X	X	X	X	X	X	X			X		X	X	X	X		
Our House Clubhouse (Oakland Co CMH Authority)	X	X	X	X	X	X	X	X	X	X		X	X		X			X
Outlook (SW MI Behavioral Health)																		
Pathways Clubhouse (SW MI Behavioral Health)	X																	
Petoskey Club* (Northern MI Regional Entity)	X	X	X	X	X	X	X	X	X	X		X	X	X	X	X	X	X
Phoenix Friendship House (Detroit-Wayne MH Authority)	X			X			X											
Rainbow Connection (Region 10)	X	X	X	X	X	X	X	X		X			X	X	X	X		
Sheldon House* (Lakeshore Regional Entity)	X	X	X	X	X	X	X	X	X			X	X	X	X	X	X	
The Gathering Place Clubhouse* (Detroit-Wayne MH Authority)	X	X	X	X	X	X	X	X	X	X	X	X	X	X	X		X	X
The Summit Clubhouse (Mid-State Health Network)	X	X	X	X	X	X	X	X	X			X	X	X	X	X	X	
Traverse House* (Northern MI Regional Entity)	X	X	X	X	X	X	X	X	X	X	X	X	X	X	X	X	X	X
Visions Clubhouse (Oakland Co CMH Authority)	X	X	X	X	X	X	X	X	X	X		X	X	X		X	X	

I-10. Target Employment Development Characteristics

Clubhouse	1. Employment development			2. TE support			3. TE development responsibilities			4. Advisory board			5. Employment committee		
	2012	2013	2014	2012	2013	2014	2012	2013	2014	2012	2013	2014	2012	2013	2014
A Place of Our Own (Detroit-Wayne MH Authority)		X			X		X	X						X	
Bayside Lodge (Mid-State Health Network)	X	X		X	X	X	X	X	X				X	X	
Blue Water Clubhouse (Region 10)										X		X			
Charter House (Mid-State Health Network)	X		X	X	X	X	X	X	X	X	X	X			X
Circle of Friends (SW MI Behavioral Health)	X	X	X	X	X		X		X		X	X			
Club Cadillac* (Northern MI Regional Entity)	X	X	X	X	X	X	X	X	X	X	X	X			
Club Interactions (Lakeshore Regional Entity)															
Clubhouse Inspiration (Oakland Co CMH Authority)	X			X		X	X		X						
Crossroads Clubhouse (Macomb Co CMH Services)	X	X	X	X	X	X	X	X	X		X			X	
Crossroads Clubhouse of Monroe (CMH Partnership of SE MI)	X	X		X	X		X	X							
Dreams Unlimited* (Oakland Co CMH Authority)	X	X	X	X	X	X	X	X	X				X	X	X
Fresh Start Clubhouse* (CMH Partnership of Southeast MI)	X	X		X	X		X	X		X	X	X			
Friendship Clubhouse (Macomb Co CMH Services)						X	X					X			
Genesis House* (CMH Partnership of Southeast MI)				X	X	X	X	X	X	X	X	X	X	X	X
Harmony Hall (Region 10)			X			X	X	X	X						X
Heartland House (Mid-State Health Network)		X	X			X		X	X						
HOPE Center (SW MI Behavioral Health)															
House of Dreams							X								
Inner City Clubhouse (Detroit-Wayne MH Authority)															
J-Town Clubhouse (Mid-State Health Network)															
Lakeshore Clubhouse (Lakeshore Regional Entity)		X	X		X	X		X	X						
Light of Hope (Northern MI Regional Entity)		X	X	X	X	X	X		X						X
Motor City Clubhouse (Detroit-Wayne MH Authority)	X		X					X	X						
New Beginnings (SW MI Behavioral Health)		X			X	X			X						
New Directions Clubhouse (Detroit-Wayne MH Authority)	X	X	X	X	X	X	X		X						
New Horizons Clubhouse (Northern MI Regional Entity)		X	X	X	X	X	X	X	X						
New Journey Clubhouse (Mid-State Health Network)	X			X											
Northern Lights Clubhouse (NorthCare Network)															
Opportunity Center (Mid-State Health Network)						X	X	X	X						
Our House Clubhouse (Oakland Co CMH Authority)	X			X			X	X	X	X		X			
Outlook (SW MI Behavioral Health)															
Pathways Clubhouse (SW MI Behavioral Health)															
Petoskey Club* (Northern MI Regional Entity)	X	X		X	X	X	X		X	X	X	X	X		
Phoenix Friendship House (Detroit-Wayne MH Authority)				X			X		X						
Rainbow Connection (Region 10)		X	X	X	X	X	X	X	X						
Sheldon House* (Lakeshore Regional Entity)	X	X	X	X	X	X	X	X				X	X		
The Gathering Place Clubhouse* (Detroit-Wayne MH Authority)	X	X	X	X	X	X	X	X	X	X	X	X	X		
The Summit Clubhouse (Mid-State Health Network)		X	X	X	X	X	X	X	X						
Traverse House* (Northern MI Regional Entity)	X	X	X	X	X	X	X	X		X	X	X	X	X	X
Visions Clubhouse (Oakland Co CMH Authority)							X			X		X	X		

I-10. Target Employment Development Characteristics (continued)

Clubhouse	6. Director training			7. Target employers			8. Staff generalists			9. Staff training			10. Accreditation		
	2012	2013	2014	2012	2013	2014	2012	2013	2014	2012	2013	2014	2012	2013	2014
A Place of Our Own (Detroit-Wayne MH Authority)	X	X			X		X	X		X					
Bayside Lodge (Mid-State Health Network)				X	X	X	X	X	X	X					
Blue Water Clubhouse (Region 10)	X		X	X		X	X			X					X
Charter House (Mid-State Health Network)		X	X		X	X		X	X		X	X		X	
Circle of Friends (SW MI Behavioral Health)	X	X	X	X		X		X	X	X	X	X			
Club Cadillac* (Northern MI Regional Entity)	X	X	X	X	X	X	X	X	X		X	X	X	X	X
Club Interactions (Lakeshore Regional Entity)	X	X	X				X	X	X						
Clubhouse Inspiration (Oakland Co CMH Authority)				X		X	X		X						
Crossroads Clubhouse (Macomb Co CMH Services)	X					X	X	X	X	X	X				
Crossroads Clubhouse of Monroe (CMH Partnership of SE MI)				X	X		X	X							
Dreams Unlimited* (Oakland Co CMH Authority)	X	X	X	X	X	X	X	X	X	X	X	X	X	X	X
Fresh Start Clubhouse* (CMH Partnership of Southeast MI)	X	X	X	X		X	X	X	X				X	X	X
Friendship Clubhouse (Macomb Co CMH Services)			X			X									
Genesis House* (CMH Partnership of Southeast MI)	X	X	X	X	X	X	X	X	X	X	X	X	X	X	X
Harmony Hall (Region 10)			X		X			X	X			X			
Heartland House (Mid-State Health Network)	X			X	X	X	X	X	X						
HOPE Center (SW MI Behavioral Health)															
House of Dreams				X			X								
Inner City Clubhouse (Detroit-Wayne MH Authority)				X		X	X								
J-Town Clubhouse (Mid-State Health Network)				X			X			X					
Lakeshore Clubhouse (Lakeshore Regional Entity)			X		X	X		X	X						
Light of Hope (Northern MI Regional Entity)		X	X		X	X	X	X	X	X	X	X	X		
Motor City Clubhouse (Detroit-Wayne MH Authority)	X	X					X	X		X		X			
New Beginnings (SW MI Behavioral Health)					X	X		X							
New Directions Clubhouse (Detroit-Wayne MH Authority)					X	X		X	X			X			
New Horizons Clubhouse (Northern MI Regional Entity)	X		X	X	X		X	X	X		X	X			
New Journey Clubhouse (Mid-State Health Network)	X			X			X			X					
Northern Lights Clubhouse (NorthCare Network)								X		X	X				
Opportunity Center (Mid-State Health Network)		X			X	X	X	X	X		X	X			
Our House Clubhouse (Oakland Co CMH Authority)	X	X	X	X	X	X	X		X	X	X	X			X
Outlook (SW MI Behavioral Health)															
Pathways Clubhouse (SW MI Behavioral Health)	X														
Petoskey Club* (Northern MI Regional Entity)	X	X	X	X	X	X	X	X	X	X	X	X	X	X	X
Phoenix Friendship House (Detroit-Wayne MH Authority)			X						X						
Rainbow Connection (Region 10)							X	X	X						
Sheldon House* (Lakeshore Regional Entity)		X	X	X	X		X	X	X			X			X
The Gathering Place Clubhouse* (Detroit-Wayne MH Authority)	X	X	X	X	X	X	X	X	X	X	X	X	X	X	X
The Summit Clubhouse (Mid-State Health Network)	X	X	X				X	X							

Clubhouse	6. Director training			7. Target employers			8. Staff generalists			9. Staff training			10. Accreditation		
	2012	2013	2014	2012	2013	2014	2012	2013	2014	2012	2013	2014	2012	2013	2014
Traverse House* (Northern MI Regional Entity)	X	X	X	X	X	X	X	X	X	X	X		X	X	X
Visions Clubhouse (Oakland Co CMH Authority)	X				X		X	X	X	X	X	X			

1. Employment development is included in the director's job description as a bottom-line responsibility.
2. TE support is included in all generalists' job descriptions including placement management and networking responsibilities.
3. TE Development responsibilities are included in the job description for at least one generalist staff.
4. The Clubhouse has an advisory board comprised of well-connected community members.
5. An Employment Committee exists, composed of (for example) the Director, staff involved in employment development, member representatives, advisory board members, and well-connected community members.
6. The director has attended a 2-week or 3-week Comprehensive Colleague Training at an ICCD Accredited Training Base.
7. A list of "Target Employers" has been developed to include a wide range of successful businesses.
8. All staff who are involved in employment development are integrated generalists who work side-by side with members.
9. One or more current staff (non-director) have attended an ICCD Employment-track training (or 3-week training).
10. The Clubhouse has signed up for an ICCD Accreditation visit, or the Clubhouse is currently certified.

I-11. Supported Employment and Individual Employment Detail

Clubhouse	SE+IE/ADA			# of SE/IE last year/ADA			# of SE/IE who work 15 hr/wk/ADA*			Free to choose TE, SE, or IE			% Interested in working**		
	2012	2013	2014	2012	2013	2014	2012	2013	2014	2012	2013	2014	2012	2013	2014
A Place of Our Own (Detroit-Wayne MH Authority)	2	2	0	2	2	0	2	2	0	Yes	Yes	N/A	2	1	0
Bayside Lodge (Mid-State Health Network)	1	3	1	1	1	1	1	1	1	Yes	Yes	Yes	2	4	1
Blue Water Clubhouse (Region 10)	4	3	2	4	3	3	2	4	3	Yes	Yes	Yes	3	2	2
Charter House (Mid-State Health Network)	3	2	3	2	3	3	2	2	3	Yes	Yes	Yes	1	2	0
Circle of Friends (SW MI Behavioral Health)	2	2	0	3	2	1	2	2	1	Yes	Yes	Yes	3	2	1
Club Cadillac* (Northern MI Regional Entity)	4	4	3	4	4	2	3	3	3	Yes	Yes	Yes	5	5	4
Club Interactions (Lakeshore Regional Entity)	3	2	3	2	2	3	2	2	2	Yes	Yes	Yes	1	2	2
Clubhouse Inspiration (Oakland Co CMH Authority)	4	4	0	4	4	0	3	2	0	Yes	Yes	Yes	3	3	0
Crossroads Clubhouse (Macomb Co CMH Services)	2	2	2	2	3	1	2	2	1	Yes	Yes	Yes	1	1	0
Crossroads Clubhouse of Monroe (CMH Partnership of SE MI)	2	2	3	1	3	3	1	2	0	Yes	Yes	Yes	3	1	1
Dreams Unlimited* (Oakland Co CMH Authority)	4	4	3	4	4	3	4	4	3	Yes	Yes	Yes	3	3	1
Fresh Start Clubhouse* (CMH Partnership of SE MI)	4	2	3	4	2	3	3	2	2	Yes	Yes	Yes	4	2	3
Friendship Clubhouse (Macomb Co CMH Services)	2	2	2	1	2	1	2	2	1	Yes	Yes	Yes	1	2	0
Genesis House* (CMH Partnership of SE MI)	4	4	3	4	4	3	4	4	3	Yes	Yes	Yes	4	4	3
Harmony Hall (Region 10)	4	4	0	4	3	3	2	4	3	Yes	Yes	Yes	3	4	3
Heartland House (Mid-State Health Network)	2	4	3	3	4	3	2	2	0	no	Yes	Yes	2	2	0
HOPE Center (SW MI Behavioral Health)	4	0	3	4	0	3	2	0	1	Yes	N/A	Yes	3	0	1
House of Dreams (NorthCare Network)	NA	NA	NA	NA	NA	NA	NA	NA	NA	NA	NA	NA	NA	NA	NA
Inner City Clubhouse (Detroit-Wayne MH Authority)	3	2	2	1	3	2	1	2	1	Yes	Yes	Yes	4	3	2
J-Town Clubhouse (Mid-State Health Network)	4	2	1	1	2	1	1	2	1	Yes	Yes	Yes	1	3	4
Lakeshore Clubhouse (Lakeshore Regional Entity)	1	4	1	1	4	1	1	3	0	N/A	Yes	Yes	1	5	0
Light of Hope (Northern MI Regional Entity)	1	4	1	1	4	2	1	1	1	Yes	Yes	Yes	1	5	2
Motor City Clubhouse (Detroit-Wayne MH Authority)	2	3	1	2	2	2	2	4	1	Yes	No	Yes	1	1	0
New Beginnings (SW MI Behavioral Health)	1	2	2	1	3	2	1	2	2	Yes	Yes	Yes	1	2	2
New Directions Clubhouse (Detroit-Wayne MH Authority)	4	3	3	4	2	3	2	2	1	Yes	Yes	Yes	2	2	1
New Horizons Clubhouse (Northern MI Regional Entity)	2	4	3	3	4	3	2	2	1	Yes	Yes	Yes	2	3	1
New Journey Clubhouse (Mid-State Health Network)	2	4	3	2	2	2	2	2	2	Yes	Yes	Yes	3	2	1
Northern Lights Clubhouse (NorthCare Network)	3	3	3	4	4	3	2	2	1	Yes	Yes	Yes	4	2	2
Opportunity Center (Mid-State Health Network)	2	4	3	3	4	3	2	3	1	Yes	Yes	Yes	4	4	2
Our House Clubhouse (Oakland Co CMH Authority)	2	3	3	4	3	3	1	2	2	Yes	Yes	Yes	2	2	2
Outlook (SW MI Behavioral Health)	1	4	3	1	4	3	1	1	0	Yes	Yes	Yes	1	3	2
Pathways Clubhouse (SW MI Behavioral Health)	4	4	3	4	4	3	4	4	3	Yes	Yes	Yes	4	4	3
Petoskey Club* (Northern MI Regional Entity)	2	4	2	3	4	3	2	2	3	Yes	Yes	Yes	4	2	2
Phoenix Friendship House (Detroit-Wayne MH Authority)	2	3	3	2	2	2	2	3	3	Yes	Yes	Yes	2	3	1
Rainbow Connection (Region 10)	3	3	2	4	4	2	1	1	0	Yes	Yes	Yes	3	4	3
Sheldon House* (Lakeshore Regional Entity)	2	2	1	4	3	2	2	2	1	Yes	Yes	Yes	3	2	2

Clubhouse	SE+IE/ADA			# of SE/IE last year/ADA			# of SE/IE who work 15 hr/wk/ADA*			Free to choose TE, SE, or IE			% Interested in working**		
	2012	2013	2014	2012	2013	2014	2012	2013	2014	2012	2013	2014	2012	2013	2014
The Gathering Place Clubhouse* (Detroit-Wayne MH Authority)	3	3	2	4	3	3	2	2	1	Yes	Yes	Yes	5	4	3
The Summit Clubhouse (Mid-State Health Network)	2	2	3	2	2	3	2	2	3	Yes	Yes	Yes	3	3	2
Traverse House* (Northern MI Regional Entity)	2	4	3	2	4	2	2	2	2	Yes	Yes	Yes	3	3	3
Visions Clubhouse (Oakland Co CMH Authority)	4	3	3	3	4	3	2	4	2	Yes	Yes	Yes	1	2	2
AVERAGE	2.6	3.0	2.2	2.7	3.0	2.3	2.0	2.3	1.5				2.5	2.7	1.6

*3 => 50%

2 = 25-50%

1 = 1-24%

0 = no SE or IE jobs w/15 hrs/wk

**4 => 80%

3 = 61-80%

2 = 41-60%

1 = 21-40%

0 = 0-20%

I-12. Employment Support

Clubhouse	Employment Support (MRS or MCB clients) (Members/AM)				
	2010	2011	2012	2013	2014
A Place of Our Own (Detroit-Wayne MH Authority)	3	4	2 (3%)	2 (4%)	0 (0%)
Bayside Lodge (Mid-State Health Network)	0	0	0 (0%)	0 (0%)	0 (0%)
Blue Water Clubhouse (Region 10)	6	10	9 (11%)	10 (14%)	10 (18%)
Charter House (Mid-State Health Network)	NA	2	6 (11%)	12 (20%)	3 (5%)
Circle of Friends (SW MI Behavioral Health)	1	2	0 (0%)	1 (3%)	0 (0%)
Club Cadillac* (Northern MI Regional Entity)	3	5	4 (7%)	4 (6%)	0 (0%)
Club Interactions (Lakeshore Regional Entity)	1	2	3 (11%)	1 (3%)	2 (5%)
Clubhouse Inspiration (Oakland Co CMH Authority)	6	0	0 (0%)	0 (0%)	3 (4%)
Crossroads Clubhouse (Macomb Co CMH Services)	4	5	4 (16%)	3 (10%)	1 (4%)
Crossroads Clubhouse of Monroe (CMH Partnership of SE MI)	1	3	1 (1%)	2 (2%)	3 (3%)
Dreams Unlimited* (Oakland Co CMH Authority)	20	11	7 (7%)	8 (7%)	5 (5%)
Fresh Start Clubhouse* (CMH Partnership of SE MI)	11	11	6 (11%)	2 (3%)	3 (4%)
Friendship Clubhouse (Macomb Co CMH Services)	4	6	3 (3%)	2 (2%)	0 (0%)
Genesis House* (CMH Partnership of SE MI)	6	11	8 (15%)	9 (15%)	7 (12%)
Harmony Hall (Region 10)	2	6	8 (17%)	9 (34%)	12 (27%)
Heartland House (Mid-State Health Network)	2	4	3 (10%)	0 (0%)	0 (0%)
HOPE Center (SW MI Behavioral Health)	4	1	7 (13%)	5 (9%)	4 (7%)
House of Dreams (NorthCare Network)	NA	NA	NA	NA	NA
Inner City Clubhouse (Detroit-Wayne MH Authority)	9	13	0 (0%)	7 (7%)	7 (7%)
J-Town Clubhouse (Mid-State Health Network)	1	0	0 (0%)	1 (2%)	0 (0%)
Lakeshore Clubhouse (Lakeshore Regional Entity)	2	3	0 (0%)	6 (14%)	10 (24%)
Light of Hope (Northern MI Regional Entity)	0	3	0 (0%)	0 (0%)	5 (16%)
Motor City Clubhouse (Detroit-Wayne MH Authority)	4	3	5 (8%)	10 (16%)	11 (20%)
New Beginnings (SW MI Behavioral Health)	5	3	0 (0%)	1 (2%)	2 (7%)
New Directions Clubhouse (Detroit-Wayne MH Authority)	4	3	5 (7%)	4 (5%)	2 (2%)
New Horizons Clubhouse (Northern MI Regional Entity)	3	2	1 (2%)	3 (5%)	0 (0%)
New Journey Clubhouse (Mid-State Health Network)	8	5	3 (6%)	1 (2%)	0 (0%)
Northern Lights Clubhouse (NorthCare Network)	6	6	7 (14%)	8 (21%)	4 (13%)
Opportunity Center (Mid-State Health Network)	10	17	15 (16%)	17 (16%)	4 (4%)
Our House Clubhouse (Oakland Co CMH Authority)	4	4	3 (4%)	2 (4%)	0 (0%)
Outlook (SW MI Behavioral Health)	1	3	0 (0%)	2 (14%)	6 (22%)
Pathways Clubhouse (SW MI Behavioral Health)	4	5	5 (4%)	3 (3%)	4 (3%)
Petoskey Club* (Northern MI Regional Entity)	4	0	0 (0%)	1 (2%)	0 (0%)
Phoenix Friendship House (Detroit-Wayne MH Authority)	12	0	0 (0%)	0 (0%)	5 (7%)
Rainbow Connection (Region 10)	36	39	22 (14%)	7 (5%)	3 (3%)
Sheldon House* (Lakeshore Regional Entity)	2	0	0 (0%)	0 (0%)	0 (0%)
The Gathering Place Clubhouse* (Detroit-Wayne MH Authority)	18	19	12 (9%)	20 (16%)	9 (7%)
The Summit Clubhouse (Mid-State Health Network)	1	0	1 (2%)	1 (2%)	2 (6%)
Traverse House* (Northern MI Regional Entity)	3	3	4 (7%)	3 (6%)	2 (3%)
Visions Clubhouse (Oakland Co CMH Authority)	13	0	4 (4%)	2 (2%)	3 (2%)
Average	5.9	5.5	4.2 (7%)	4.4 (16%)	3.3 (6%)

I-13. Employment at a Glance

Clubhouse	Individual Transitional Employment			Group Transitional Employment			Supported Employment			Independent Employment		
	2012	2013	2014	2012	2013	2014	2012	2013	2014	2012	2013	2014
A Place of Our Own (Detroit-Wayne MH Authority)	0 (0%)	4 (11%)	0 (0%)	0	0	0	3 (6%)	0 (0%)	0 (0%)	3 (6%)	0 (0%)	0 (0%)
Bayside Lodge (Mid-State Health Network)	2 (5%)	3 (10%)	7 (30%)	0	0	0	0 (0%)	0 (0%)	0 (0%)	15 (41%)	0 (0%)	10 (43%)
Blue Water Clubhouse (Region 10)	0 (0%)	0 (0%)	4 (15%)	0	0	0	3 (7%)	5 (14%)	5 (19%)	6 (15%)	5 (14%)	2 (8%)
Charter House (Mid-State Health Network)	7 (23%)	12 (41%)	18 (67%)	12	0	0	2 (7%)	5 (17%)	3 (11%)	2 (7%)	5 (17%)	7 (26%)
Circle of Friends (SW MI Behavioral Health)	0 (0%)	1 (6%)	2 (17%)	0	0	0	0 (0%)	1 (6%)	1 (8%)	1 (6%)	1 (6%)	0 (0%)
Club Cadillac* (Northern MI Regional Entity)	6 (19%)	9 (28%)	12 (35%)	8	7	10	5 (16%)	10 (31%)	9 (26%)	5 (16%)	7 (22%)	6 (18%)
Club Interactions (Lakeshore Regional Entity)	1 (8%)	1 (5%)	2 (9%)	0	0	0	2 (17%)	2 (10%)	6 (27%)	6 (50%)	4 (19%)	4 (18%)
Clubhouse Inspiration (Oakland Co CMH Authority)	0 (0%)	0 (0%)	1 (3%)	0	0	0	2 (7%)	5 (16%)	0 (0%)	7 (25%)	10 (32%)	0 (0%)
Crossroads Clubhouse (Macomb Co CMH Services)	0 (0%)	0 (0%)	2 (18%)	0	0	0	4 (8%)	4 (8%)	6 (55%)	7 (14%)	3 (6%)	5 (45%)
Crossroads Clubhouse of Monroe (CMH Partnership of SE MI)	0 (0%)	2 (13%)	0 (0%)	0	0	0	7 (8.4%)	2 (13%)	3 (7%)	9 (107%)	1 (7%)	4 (9%)
Dreams Unlimited* (Oakland Co CMH Authority)	3 (9%)	5 (12%)	6 (17%)	0	0	0	5 (16%)	3 (7%)	3 (8%)	10 (31%)	15 (37%)	14 (39%)
Fresh Start Clubhouse* (CMH Partnership of SE MI)	2 (10%)	3 (15%)	4 (16%)	0	0	0	14 (70%)	2 (10%)	1 (4%)	8 (40%)	5 (25%)	11 (44%)
Friendship Clubhouse (Macomb Co CMH Services)	0 (0%)	0 (0%)	2 (5%)	0	0	0	12 (23%)	6 (13%)	6 (16%)	12 (23%)	2 (4%)	3 (8%)
Genesis House* (CMH Partnership of SE MI)	7 (25%)	7.25 (25%)	13 (53%)	0	0	0	8 (29%)	11 (38%)	8 (32%)	9 (32%)	13 (45%)	13 (52%)
Harmony Hall (Region 10)	0 (0%)	1 (4%)	4 (18%)	0	0	0	1 (4%)	7 (26%)	16 (73%)	5 (20%)	4 (15%)	2 (9%)
Heartland House (Mid-State Health Network)	0 (0%)	1 (5%)	1 (5%)	0	0	0	3 (15%)	6 (32%)	0 (0%)	0 (0%)	0 (0%)	1 (5%)
HOPE Center (SW MI Behavioral Health)	0 (0%)	0 (0%)	0 (0%)	0	0	0	15 (82%)	17 (77%)	9 (34%)	2 (11%)	0 (0%)	5 (19%)
House of Dreams (NorthCare Network)	NA	NA	NA	NA	NA	NA	NA	NA	NA	NA	NA	NA
Inner City Clubhouse (Detroit-Wayne MH Authority)	10 (43%)	11 (32%)	3 (9%)	0	0	0	12 (61%)	0 (0%)	0 (0%)	2 (9%)	0 (0%)	5 (15%)
J-Town Clubhouse (Mid-State Health Network)	0 (0%)	0 (0%)	0 (0%)	0	10	0	2 (7%)	4 (15%)	1 (4%)	2 (7%)	1 (4%)	0 (0%)
Lakeshore Clubhouse (Lakeshore Regional Entity)	0 (0%)	2 (8%)	5 (24%)	0	0	0	4 (16%)	1 (4%)	2 (10%)	4 (16%)	8 (31%)	7 (34%)
Light of Hope (Northern MI Regional Entity)	1 (7%)	4 (27%)	18 (100%)	0	0	0	1 (7%)	5 (33%)	6 (33%)	0 (0%)	3 (20%)	1 (6%)
Motor City Clubhouse (Detroit-Wayne MH Authority)	4 (17%)	9 (35%)	7 (32%)	0	0	0	4 (17%)	12 (46%)	12 (55%)	4 (17%)	10 (38%)	7 (32%)
New Beginnings (SW MI Behavioral Health)	2 (9%)	2 (10%)	3 (20%)	0	2	0	5 (23%)	3 (16%)	5 (33%)	3 (14%)	2 (10%)	0 (0%)
New Directions Clubhouse (Detroit-Wayne MH Authority)	2 (6%)	0 (0%)	0 (0%)	0	7	0	8 (24%)	3 (9%)	5 (15%)	3 (9%)	3 (9%)	9 (26%)
New Horizons Clubhouse (Northern MI Regional Entity)	3 (16%)	3 (14%)	7 (39%)	0	0	0	3 (16%)	7 (33%)	1 (6%)	17 (89%)	5 (24%)	8 (44%)
New Journey Clubhouse (Mid-State Health Network)	0 (0%)	0 (0%)	0 (0%)	0	0	0	0 (0%)	2 (10%)	4 (24%)	3 (13%)	4 (20%)	9 (53%)
Northern Lights Clubhouse (NorthCare Network)	0 (0%)	0 (0%)	0 (0%)	0	0	NA	0 (0%)	7 (37%)	0 (0%)	6 (35%)	7 (37%)	2 (13%)
Opportunity Center (Mid-State Health Network)	2 (7%)	2 (6%)	5 (15%)	0	0	0	26 (96%)	1 (3%)	4 (12%)	14 (51%)	22 (71%)	32 (98%)
Our House Clubhouse (Oakland Co CMH Authority)	1 (5%)	5 (17%)	5 (15%)	0	0	0	5 (24%)	6 (20%)	6 (18%)	4 (19%)	6 (20%)	6 (18%)
Outlook (SW MI Behavioral Health)	0 (0%)	0 (0%)	0 (0%)	0	0	0	6 (50%)	4 (25%)	0 (0%)	0 (0%)	2 (13%)	1 (8%)
Pathways Clubhouse (SW MI Behavioral Health)	5 (12%)	0 (0%)	0 (0%)	23	0	0	30 (70%)	25 (54%)	21 (43%)	7 (16%)	25 (54%)	4 (4%)
Petoskey Club* (Northern MI Regional Entity)	4 (19%)	4 (20%)	5 (28%)	0	0	0	10 (48%)	8 (40%)	5 (28%)	2 (10%)	8 (40%)	16 (88%)
Phoenix Friendship House (Detroit-Wayne MH Authority)	2 (10%)	0 (0%)	2 (6%)	0	0	2	8 (38%)	3 (12%)	14 (45%)	0 (0%)	17 (68%)	8 (26%)
Rainbow Connection (Region 10)	8 (15%)	7 (13%)	13 (25%)	0	17	14	0 (0%)	0 (0%)	0 (0%)	18 (34%)	40 (73%)	36 (71%)
Sheldon House* (Lakeshore Regional Entity)	1 (2%)	5 (11%)	8 (20%)	0	0	0	6 (13%)	4 (9%)	9 (23%)	6 (13%)	2 (5%)	17 (43%)
The Gathering Place Clubhouse* (Detroit-Wayne MH Authority)	19 (31%)	14 (20%)	22 (35%)	19	16	17	17 (27%)	6 (9%)	9 (14%)	10 (16%)	11 (16%)	9 (14%)
The Summit Clubhouse (Mid-State Health Network)	2 (13%)	1 (8%)	2 (17%)	0	0	0	0 (0%)	2 (15%)	2 (17%)	4 (27%)	3 (23%)	5 (42%)
Traverse House* (Northern MI Regional Entity)	4 (17%)	5 (29%)	15 (71%)	0	0	17	4 (17%)	4 (23%)	1 (5%)	5 (21%)	1 (6%)	3 (14%)
Visions Clubhouse (Oakland Co CMH Authority)	0 (0%)	5 (11%)	16 (29%)	0	0	0	1 (2%)	4 (9%)	12 (22%)	0 (0%)	12 (27%)	6 (11%)
Average	2.3 (9%)	3 (10%)	5.2 (19%)	1.9	1.5	1.6	6 (20%)	5 (17%)	4.75 (17%)	5 (19%)	6 (22%)	6.6 (23%)

J. Transportation

Clubhouse	Receiving Transportation Support				
	2010	2011	2012	2013	2014
A Place of Our Own (Detroit-Wayne MH Authority)	48	49	37	25	0
Bayside Lodge (Mid-State Health Network)	98	70	64	67	58
Blue Water Clubhouse (Region 10)	75	41	65	62	48
Charter House (Mid-State Health Network)	12	18	20	13	21
Circle of Friends (SW MI Behavioral Health)	31	33	28	36	36
Club Cadillac* (Northern MI Regional Entity)	40	52	49	42	58
Club Interactions (Lakeshore Regional Entity)	10	7	18	20	32
Clubhouse Inspiration (Oakland Co CMH Authority)	52	43	45	67	65
Crossroads Clubhouse (Macomb Co CMH Services)	42	60	27	27	30
Crossroads Clubhouse of Monroe (CMH Partnership of SE MI)	13	12	18	28	36
Dreams Unlimited* (Oakland Co CMH Authority)	13	145	23	12	12
Fresh Start Clubhouse* (CMH Partnership of SE MI)	20	15	25	33	41
Friendship Clubhouse (Macomb Co CMH Services)	8	30	15	15	30
Genesis House* (CMH Partnership of SE MI)	54	29	37	48	38
Harmony Hall (Region 10)	43	45	38	39	41
Heartland House (Mid-State Health Network)	27	27	32	37	40
HOPE Center (SW MI Behavioral Health)	46	20	51	50	7
House of Dreams (NorthCare Network)	NA	NA	NA	NA	NA
Inner City Clubhouse (Detroit-Wayne MH Authority)	42	59	32	34	25
J-Town Clubhouse (Mid-State Health Network)	45	28	35	29	22
Lakeshore Clubhouse (Lakeshore Regional Entity)	38	37	0	36	29
Light of Hope (Northern MI Regional Entity)	29	28	2	283	42
Motor City Clubhouse (Detroit-Wayne MH Authority)	100	55	47	80	65
New Beginnings (SW MI Behavioral Health)	26	31	51	41	35
New Directions Clubhouse (Detroit-Wayne MH Authority)	65	62	63	65	77
New Horizons Clubhouse (Northern MI Regional Entity)	54	52	42	41	33
New Journey Clubhouse (Mid-State Health Network)	56	51	44	40	46
Northern Lights Clubhouse (NorthCare Network)	21	43	29	32	20
Opportunity Center (Mid-State Health Network)	104	44	40	80	56
Our House Clubhouse (Oakland Co CMH Authority)	39	52	59	52	84
Outlook (SW MI Behavioral Health)	27	33	33	25	26
Pathways Clubhouse (SW MI Behavioral Health)	20	71	64	101	112
Petoskey Club* (Northern MI Regional Entity)	54	49	46	40	35
Phoenix Friendship House (Detroit-Wayne MH Authority)	0	0	2	8	20
Rainbow Connection (Region 10)	109	153	178	90	96
Sheldon House* (Lakeshore Regional Entity)	62	73	47	51	44
The Gathering Place Clubhouse* (Detroit-Wayne MH Authority)	118	110	127	130	120
The Summit Clubhouse (Mid-State Health Network)	42	32	25	40	35
Traverse House* (Northern MI Regional Entity)	20	43	47	27	39
Visions Clubhouse (Oakland Co CMH Authority)	58	79	62	79	80
Average	45.2	48.2	42.7	51.9	44.5

K. Access to Clubhouse

Clubhouse	Number of days of weekends, evenings, holidays opened				
A Place of Our Own (Detroit-Wayne MH Authority)	92	86	79	58	NA
Bayside Lodge (Mid-State Health Network)	89	79	90	74	70
Blue Water Clubhouse (Region 10)	179	135	144	83	81
Charter House (Mid-State Health Network)	67	64	51	61	41
Circle of Friends (SW MI Behavioral Health)	61	79	86	67	64
Club Cadillac* (Northern MI Regional Entity)	52	74	57	62	56
Club Interactions (Lakeshore Regional Entity)	38	65	0	51	68
Clubhouse Inspiration (Oakland Co CMH Authority)	52	20	59	62	59
Crossroads Clubhouse (Macomb Co CMH Services)	103	116	131	102	53
Crossroads Clubhouse of Monroe (CMH Partnership of SE MI)	24	26	33	47	39
Dreams Unlimited* (Oakland Co CMH Authority)	82	60	61	71	49
Fresh Start Clubhouse* (CMH Partnership of SE MI)	70	104	94	81	78
Friendship Clubhouse (Macomb Co CMH Services)	30	49	66	54	55
Genesis House* (CMH Partnership of SE MI)	57	69	66	64	56
Harmony Hall (Region 10)	53	69	69	78	69
Heartland House (Mid-State Health Network)	60	112	78	74	118
HOPE Center (SW MI Behavioral Health)	1	6	6	0	74
House of Dreams (NorthCare Network)	NA	NA	NA	NA	NA
Inner City Clubhouse (Detroit-Wayne MH Authority)	96	66	52	0	1
J-Town Clubhouse (Mid-State Health Network)	60	64	65	62	54
Lakeshore Clubhouse (Lakeshore Regional Entity)	90	83	0	88	85
Light of Hope (Northern MI Regional Entity)	42	43	55	65	33
Motor City Clubhouse (Detroit-Wayne MH Authority)	9	110	3	68	56
New Beginnings (SW MI Behavioral Health)	76	91	0	6	8
New Directions Clubhouse (Detroit-Wayne MH Authority)	26	29	44	37	33
New Horizons Clubhouse (Northern MI Regional Entity)	147	50	126	129	50
New Journey Clubhouse (Mid-State Health Network)	43	49	67	69	71
Northern Lights Clubhouse (NorthCare Network)	110	111	110	110	161
Opportunity Center (Mid-State Health Network)	135	123	124	141	134
Our House Clubhouse (Oakland Co CMH Authority)	80	227	280	163	208
Outlook (SW MI Behavioral Health)	127	49	0	135	133
Pathways Clubhouse (SW MI Behavioral Health)	200	134	144	248	233
Petoskey Club* (Northern MI Regional Entity)	101	58	105	106	93
Phoenix Friendship House (Detroit-Wayne MH Authority)	166	165	163	165	163
Rainbow Connection (Region 10)	66	75	59	60	58
Sheldon House* (Lakeshore Regional Entity)	125	71	66	81	114
The Gathering Place Clubhouse* (Detroit-Wayne MH Authority)	25	46	64	53	68
The Summit Clubhouse (Mid-State Health Network)	33	65	66	68	72
Traverse House* (Northern MI Regional Entity)	115	116	98	42	39
Visions Clubhouse (Oakland Co CMH Authority)	27	17	22	138	59
Average	77.2	78.3	73.9	80.1	77.8

L. Member Support Services

Clubhouse	Number Receiving Outreach Services					Number Receiving Face-to-Face Outreach				
	2010	2011	2012	2013	2014	2010	2011	2012	2013	2014
A Place of Our Own (Detroit-Wayne MH Authority)	28	11	15	50	0	0	0	1	5	0
Bayside Lodge (Mid-State Health Network)	26	15	22	17	21	1	2	2	0	0
Blue Water Clubhouse (Region 10)	50	25	33	5	17	10	10	5	3	3
Charter House (Mid-State Health Network)	49	17	8	12	14	3	1	1	1	0
Circle of Friends (SW MI Behavioral Health)	6	13	7	7	9	1	0	0	0	0
Club Cadillac* (Northern MI Regional Entity)	96	49	136	123	119	4	6	4	2	5
Club Interactions (Lakeshore Regional Entity)	11	20	24	13	14	0	1	0	1	4
Clubhouse Inspiration (Oakland Co CMH Authority)	22	13	12	5	1	1	2	1	0	0
Crossroads Clubhouse (Macomb Co CMH Services)	86	204	42	66	5	4	2	3	0	1
Crossroads Clubhouse of Monroe (CMH Partnership of SE MI)	15	4	20	15	49	1	1	0	1	0
Dreams Unlimited* (Oakland Co CMH Authority)	24	39	557	52	38	3	2	1	1	2
Fresh Start Clubhouse* (CMH Partnership of SE MI)	150	80	41	19	33	2	3	2	0	0
Friendship Clubhouse (Macomb Co CMH Services)	8	12	8	69	15	0	0	4	2	0
Genesis House* (CMH Partnership of SE MI)	22	39	59	44	47	2	2	0	1	0
Harmony Hall (Region 10)	9	1	1	4	7	1	0	2	0	2
Heartland House (Mid-State Health Network)	5	16	10	8	46	0	0	0	1	5
HOPE Center (SW MI Behavioral Health)	13	36	10	52	15	2	9	1	37	3
House of Dreams (NorthCare Network)	NA	NA	NA	NA	NA	NA	NA	NA	NA	NA
Inner City Clubhouse (Detroit-Wayne MH Authority)	45	85	20	68	0	20	45	10	3	0
J-Town Clubhouse (Mid-State Health Network)	24	21	49	54	30	10	3	0	0	1
Lakeshore Clubhouse (Lakeshore Regional Entity)	12	15	0	14	35	2	0	0	0	0
Light of Hope (Northern MI Regional Entity)	20	5	3	6	24	3	0	3	NR	4
Motor City Clubhouse (Detroit-Wayne MH Authority)	68	25	100	28	19	12	6	20-25	5	3
New Beginnings (SW MI Behavioral Health)	4	4	10	45	6	1	0	1	25	0
New Directions Clubhouse (Detroit-Wayne MH Authority)	52	54	44	42	34	3	5	10	3	2
New Horizons Clubhouse (Northern MI Regional Entity)	18	22	17	35	37	3	6	0	0	1
New Journey Clubhouse (Mid-State Health Network)	13	15	11	7	8	0	0	3	2	16
Northern Lights Clubhouse (NorthCare Network)	19	19	17	17	15	0	1	0	0	0
Opportunity Center (Mid-State Health Network)	15	23	15	19	67	9	10	10	5	0
Our House Clubhouse (Oakland Co CMH Authority)	13	13	16	158	0	0	0	0	0	0
Outlook (SW MI Behavioral Health)	19	21	0	66	68	13	25	0	20	21
Pathways Clubhouse (SW MI Behavioral Health)	216	190	79	44	70	4	1	2	5	16
Petoskey Club* (Northern MI Regional Entity)	40	16	42	16	60	0	3	0	0	2
Phoenix Friendship House (Detroit-Wayne MH Authority)	400	180	484	163	45	0	4	0	3	6
Rainbow Connection (Region 10)	19	18	13	9	18	3	1	1	0	2
Sheldon House* (Lakeshore Regional Entity)	3	12	19	33	44	2	0	0	0	2
The Gathering Place Clubhouse* (Detroit-Wayne MH Authority)	46	65	87	130	48	2	2	2	5	3
The Summit Clubhouse (Mid-State Health Network)	25	10	4	10	12	0	0	5	2	6
Traverse House* (Northern MI Regional Entity)	17	18	34	62	45	0	0	2	1	0
Visions Clubhouse (Oakland Co CMH Authority)	17	18	20	83	23	2	1	0	10	0
Average	44.2	37.0	53.6	42.8	29.7	3.2	3.9	2.0	3.8	2.8

M. Health and Wellness

	Number of Clubhouses			
	2011	2012	2013	2014
Overall Health and Wellness Initiatives				
A. Wellness committee (A standing committee that helps keep the focus of the club on wellness, which may include community members/advisory board members.)		15	24	18
B. Wellness presentation (An informational session from a wellness panel made up of staff, members, and/or community members. Topics are based on member interests and needs.)		31	26	25
C. Wellness-minded fundraisers		8	11	11
D. Wellness-minded social activity planning		36	37	34
E. Creating partnership with community wellness partners (This includes wellness grants, partnerships with educational institutions, etc.)		32	28	27
F. Creating a system of community support around personal wellness goals (Ideas include: posting wellness goals in the clubhouse, sharing goal progress at unit meetings, using Internet resources to set wellness goals and track progress).		20	32	20
G. Integrated Health-Ensure members are connected to primary care physicians and other preventive care services (This can be done through surveys, sharing resources, etc.)		19	26	23
Other		8	9	10
Health and Wellness Evaluation (Exercise)				
Passes to local YMCA/gym/swimming pool	13	12	16	13
Walks at lunch time	36	36	39	38
Exercise opportunities (yoga, Wii Fit, etc.)	40	35	35	32
Clubhouse bicycle loan system	0	4	5	5
Highlight WOD takes that burn calories	7	11	6	7
Other	34	11	33	7
Health and Wellness Evaluation (Smoking Cessation)				
Stop Smoking support groups	9	13	14	10
B. Stop smoking resource sharing (e.g., American Cancer Society, MDCH Smoker's Quit kit)	39	27	28	30
C. Tracking number of cigarettes smoked by members and costs/savings associated with smoking/non-smoking	9	9	5	5
D. Use a clubhouse survey to identify who would like to quit, who has quit and how they were able to quit	2	10	9	9
E. Financial aid for the nicotine replacement therapy	1	1	0	2
Other	9	7	6	6
Health and Wellness Evaluation (Nutrition and Weight Loss)				
Wellness-minded menu planning	41	39	37	35
B. Wellness-minded food preparation (e.g., food prep methods, serving sizes, etc.)	n/a	37	38	32
C. Wellness-minded snack shop offerings	28	35	39	34
D. Nutrition education meetings (e.g., healthy eating/cooking, label information, portion sizes, etc.)	14	27	30	27
E. Publishing nutrition content of meals served	n/a	5	6	6
F. Resources for obtaining healthy foods (e.g., planting a clubhouse vegetable garden, farmers market outings, organic food delivery for urban settings, etc.)	3	34	34	34
G. Group weight loss efforts	n/a	22	18	15
H. Financial aid for weight loss programs in the community (e.g., Weight Watchers)	n/a	2	1	0
Other	3	7	10	5

N. Social Connectedness and Community Involvement

Clubhouse	Volunteered independently of the clubhouse			Volunteered in clubhouse-supported activities			Does your clubhouse assist members to connect with others in the community? (Examples: NAMI, Rotary Club, photography club, art club, etc.)		
	2012	2013	2014	2012	2013	2014	2012	2013	2014
A Place of Our Own (Detroit-Wayne MH Authority)	3	2	0	0	0	0	Yes	Yes	NR
Bayside Lodge (Mid-State Health Network)	4	5	2	15	15	0	Yes	Yes	Yes
Blue Water Clubhouse (Region 10)	3	3	3	12	13	9	Yes	Yes	Yes
Charter House (Mid-State Health Network)	0	0	2	0	2	4	Yes	Yes	Yes
Circle of Friends (SW MI Behavioral Health)	1	7	2	10	17	2	Yes	Yes	Yes
Club Cadillac* (Northern MI Regional Entity)	11	12	2	19	12	9	Yes	Yes	Yes
Club Interactions (Lakeshore Regional Entity)	7	7	4	0	0	10	n/a	Yes	Yes
Clubhouse Inspiration (Oakland Co CMH Authority)	4	8	12	18	20	45	Yes	Yes	Yes
Crossroads Clubhouse (Macomb Co CMH Services)	4	4	4	10	6	12	Yes	Yes	Yes
Crossroads Clubhouse of Monroe (CMH Partnership of SE MI)	4	5	n/a	11	12	8	Yes	Yes	Yes
Dreams Unlimited* (Oakland Co CMH Authority)	13	26	26	20	13	6	Yes	Yes	Yes
Fresh Start Clubhouse* (CMH Partnership of SE MI)	7	2	4	0	25	12	Yes	Yes	Yes
Friendship Clubhouse (Macomb Co CMH Services)	4	6	4	6	40	0	Yes	Yes	Yes
Genesis House* (CMH Partnership of SE MI)	4	2	3	0	3	6	Yes	Yes	Yes
Harmony Hall (Region 10)	3	5	5	12	15	16	Yes	Yes	Yes
Heartland House (Mid-State Health Network)	2	2	2	19	20	20	Yes	Yes	Yes
HOPE Center (SW MI Behavioral Health)	4	NR	4	0	NR	6	Yes	Yes	Yes
House of Dreams (NorthCare Network)	NA	NA	NA	NA	NA	NA	NA	NA	NA
Inner City Clubhouse (Detroit-Wayne MH Authority)	3	45	15	12	97	2	Yes	Yes	Yes
J-Town Clubhouse (Mid-State Health Network)	8	6	2	0	0	15	Yes	Yes	Yes
Lakeshore Clubhouse (Lakeshore Regional Entity)	0	3	6	0	14	9	Yes	Yes	Yes
Light of Hope (Northern MI Regional Entity)	3	1	6	0	5	8	Yes	Yes	Yes
Motor City Clubhouse (Detroit-Wayne MH Authority)	2	6	0	8	9	2	Yes	Yes	Yes
New Beginnings (SW MI Behavioral Health)	1	4	5	4	3	4	Yes	Yes	Yes
New Directions Clubhouse (Detroit-Wayne MH Authority)	8	4	4	3	2	11	Yes	Yes	Yes
New Horizons Clubhouse (Northern MI Regional Entity)	6	7	7	15	24	20	Yes	Yes	Yes
New Journey Clubhouse (Mid-State Health Network)	4	4	6	110	16	23	Yes	Yes	Yes
Northern Lights Clubhouse (NorthCare Network)	45	11	4	20	23	7	Yes	Yes	Yes
Opportunity Center (Mid-State Health Network)	7	5	27	0	0	4	Yes	Yes	Yes
Our House Clubhouse (Oakland Co CMH Authority)	0	0	0	5	4	3	Yes	Yes	Yes
Outlook (SW MI Behavioral Health)	0	7	6	0	38	27	Yes	NR	Yes
Pathways Clubhouse (SW MI Behavioral Health)	0	8	2	33	15	13	Yes	NR	Yes
Petoskey Club* (Northern MI Regional Entity)	3	1	2	18	11	11	Yes	Yes	Yes
Phoenix Friendship House (Detroit-Wayne MH Authority)	0	12	5	4	9	30	Yes	Yes	Yes
Rainbow Connection (Region 10)	17	15	12	8	18	6	Yes	Yes	Yes
Sheldon House* (Lakeshore Regional Entity)	2	NR	2	11	0	0	Yes	Yes	Yes
The Gathering Place Clubhouse* (Detroit-Wayne MH Authority)	2	7	5	4	5	1	Yes	Yes	Yes
The Summit Clubhouse (Mid-State Health Network)	3	2	3	3	3	0	Yes	Yes	Yes
Traverse House* (Northern MI Regional Entity)	5	6	4	1	0	12	Yes	NR	Yes
Visions Clubhouse (Oakland Co CMH Authority)	4	2	6	0	2	10	Yes	Yes	Yes
Average	5.2	6.8	5.5	10.5	13.4	9.8			

O. Accreditation

Clubhouse	What level is your Clubhouse at for accreditation?*	Has the director of the Clubhouse been to 2 or 3 week training? (Yes/No response)	If yes... When was the last time the Director has been to training? (Open-ended response)	Have members or staff been to 2 or 3 week training? (Yes/No response)	If yes... When was the last time staff or members went to training? (Open-ended response)
A Place of Our Own (Detroit-Wayne MH Authority)	Other: Still in contemplation stage	No		No	
Bayside Lodge (Mid-State Health Network)	Currently in process towards accreditation	Yes	10/01/2014	Yes	10/01/2014
Blue Water Clubhouse (Region 10)	Currently in process towards accreditation	Yes	2012	Yes	2012
Charter House (Mid-State Health Network)	Not interested in working towards accreditation	Yes	2007	Yes	2007
Circle of Friends (SW MI Behavioral Health)	Currently accredited	Yes	2004	Yes	May-June 2011
Club Cadillac* (Northern MI Regional Entity)	Currently in process towards accreditation	Yes		Yes	09/01/2014
Club Interactions (Lakeshore Regional Entity)	Other: Auspice is not interested in obtaining accreditation at this time	No		No	
Clubhouse Inspiration (Oakland Co CMH Authority)	Other: Self study; discussion of applying for funding to attend comprehensive clubhouse training	No	N/A	Yes	2001
Crossroads Clubhouse (Macomb Co CMH Services)	Currently working towards accreditation (planning for training enrollment)	No	Director has attended 2 one week (administrative) trainings. Last time in 2001	Yes	2001
Crossroads Clubhouse of Monroe (CMH Partnership of SE MI)	Currently accredited	Yes	1993: 3-week; 2001 & 2002: 3rd week administrative week as part of each of the 3 week trainings	Yes	2002 (1 staff); 2013 (This newly hired staff had attended 3-week training through another out-of-state Clubhouse)
Dreams Unlimited* (Oakland Co CMH Authority)	Currently accredited	Yes	03/04/2013	Yes	10/27/2008
Fresh Start Clubhouse* (CMH Partnership of SE MI)	Currently in process towards accreditation	Yes	10/01/2014	Yes	10/01/2014
Friendship Clubhouse (Macomb Co CMH Services)	Currently accredited	Yes	12/01/2000	Yes	2003
Genesis House* (CMH Partnership of SE MI)	Currently in process towards accreditation	Yes	10/01/2014	No	
Harmony Hall (Region 10)	Other: Interested, but currently not able to meet TE standard	No		No	
Heartland House (Mid-State Health Network)	Not interested in working towards accreditation	Yes	1995	Yes	1995
HOPE Center (SW MI Behavioral Health)	Other: New program just opened up in July. Want to worked towards being accredited in the future.	No		No	

Clubhouse	What level is your Clubhouse at for accreditation?*	Has the director of the Clubhouse been to 2 or 3 week training? (Yes/No response)	If yes... When was the last time the Director has been to training? (Open-ended response)	Have members or staff been to 2 or 3 week training? (Yes/No response)	If yes... When was the last time staff or members went to training? (Open-ended response)
House of Dreams (NorthCare Network)	Currently working towards accreditation	No		No	
Inner City Clubhouse (Detroit-Wayne MH Authority)	Currently in process towards accreditation	Yes	2004	Yes	2013
J-Town Clubhouse (Mid-State Health Network)	Currently in process towards accreditation (taking training, enrolled in training, completed training, etc.)	Yes	06/01/2014	Yes	06/01/2014
Lakeshore Clubhouse (Lakeshore Regional Entity)	Currently in process towards accreditation	Yes	October 13-24, 2014	Yes	10/13/2014-2 staff, 1 member
Light of Hope (Northern MI Regional Entity)	Currently working towards accreditation	Yes	05/01/2011	Yes	05/01/2011
Motor City Clubhouse (Detroit-Wayne MH Authority)	Other: Our CMH is not interested in working towards accreditation	No		No	
New Beginnings (SW MI Behavioral Health)	Other: Currently attached to auspice	No		Yes	2011
New Directions Clubhouse (Detroit-Wayne MH Authority)	Currently in process towards accreditation	Yes	06/01/2014	Yes	06/01/2014
New Horizons Clubhouse (Northern MI Regional Entity)	Currently working towards accreditation (planning for training enrollment)	Yes	6 years	Yes	6 years
New Journey Clubhouse (Mid-State Health Network)	Not interested in working towards accreditation	No		Yes	05/01/2001
Northern Lights Clubhouse (NorthCare Network)	Currently working towards accreditation (planning for training enrollment)	No		Yes	10/01/2012
Opportunity Center (Mid-State Health Network)	Currently in process towards accreditation	Yes	Spring, 2007	Yes	Spring, 2007
Our House Clubhouse (Oakland Co CMH Authority)	Other: Need more information about the entire process, and the funding required	No		No	
Outlook (SW MI Behavioral Health)	Other: Financially unable to pursue accreditation	No		Yes	2007
Pathways Clubhouse (SW MI Behavioral Health)	Currently accredited	Yes	Sept 2011	Yes	Sept 2011
Petoskey Club* (Northern MI Regional Entity)	Currently working towards accreditation	Yes	02/01/2005	No	
Phoenix Friendship House (Detroit-Wayne MH Authority)	Currently working towards accreditation (planning for training enrollment)	No		No	
Rainbow Connection (Region 10)	Currently accredited	Yes	08/01/2013	Yes	08/01/2013

Clubhouse	What level is your Clubhouse at for accreditation?*	Has the director of the Clubhouse been to 2 or 3 week training? (Yes/No response)	If yes... When was the last time the Director has been to training? (Open-ended response)	Have members or staff been to 2 or 3 week training? (Yes/No response)	If yes... When was the last time staff or members went to training? (Open-ended response)
Sheldon House* (Lakeshore Regional Entity)	Currently accredited	Yes	08/01/2011	Yes	08/01/2014
The Gathering Place Clubhouse* (Detroit-Wayne MH Authority)	Currently working towards accreditation (planning for training enrollment)	Yes	2005	Yes	2005
The Summit Clubhouse (Mid-State Health Network)	Currently accredited	Yes	09/01/2006	Yes	10/22/2012
Traverse House* (Northern MI Regional Entity)	Currently in process towards accreditation	No	N/A	Yes	Summer 2009? We contacted Gateway for a specific date, but have not heard back yet.
Visions Clubhouse (Oakland Co CMH Authority)					

* What level is your Clubhouse at for accreditation?

- Currently accredited
- Currently in process towards accreditation (taking training, enrolled in training, completed training, etc.)
- Currently working towards accreditation (planning for training enrollment)
- Not interested in working towards accreditation
- Other (please specify)



Addendum

ADDENDUM: INDIVIDUAL CLUBHOUSE DATA

A Place of Our Own (Detroit-Wayne MH Authority)

Bayside Lodge (Mid-State Health Network)

Blue Water Clubhouse (Region 10)

Charter House (Mid-State Health Network)

Circle of Friends Clubhouse (SW MI Behavioral Health)

Club Cadillac* (Northern MI Regional Entity)

Club Interactions (Lakeshore Regional Entity)

Clubhouse Inspiration (Oakland Co CMH Authority)

Crossroads Clubhouse (Macomb Co MH Services)

Crossroads Clubhouse of Monroe (CMH Partnership of SE MI)

Dreams Unlimited* (Oakland Co CMH Authority)

Fresh Start Clubhouse* (CMH Partnership of SE MI)

Friendship Clubhouse (Macomb Co MH Services)

Genesis House* (CMH Partnership of SE MI)

Harmony Hall (Region 10)

Heartland House (Mid-State Health Network)

HOPE Center (SW MI Behavioral Health)

Inner City Clubhouse (Detroit-Wayne MH Authority)

J-Town Clubhouse (Mid-State Health Network)

Lakeshore Clubhouse (Lakeshore Regional Entity)

Light of Hope (Northern MI Regional Entity)

Motor City Clubhouse (Detroit-Wayne MH Authority)

New Beginnings (SW MI Behavioral Health)

New Directions Clubhouse (Detroit-Wayne MH Authority)

New Horizons Clubhouse (Northern MI Regional Entity)

New Journey Clubhouse (Mid-State Health Network)

Northern Lights Clubhouse (NorthCare Network)

Opportunity Center (Mid-State Health Network)

Our House Clubhouse (Oakland Co CMH Authority)

Outlook (SW MI Behavioral Health)

Pathways Clubhouse (SW MI Behavioral Health)

Petoskey Club* (Northern MI Regional Entity)

Phoenix Friendship House (Detroit-Wayne MH Authority)

Rainbow Connection (Region 10)

Sheldon House* (Lakeshore Regional Entity)

The Gathering Place Clubhouse* (Detroit-Wayne MH Authority)

The Summit Clubhouse (Mid-State Health Network)

Traverse House* (Northern MI Regional Entity)

Visions Clubhouse (Oakland Co CMH Authority)

*** Accredited Clubhouses**

	A Place of Our Own	MI Clubhouse Average	Accredited Clubhouse Average
BUDGET			
Total Annual Budget	\$600,000	\$462,382	\$531,608
Cost Per Member	\$9,231	\$8,762	\$6,036
BUDGET ALLOCATION			
Staff	40%	58%	61%
Building/Land	30%	12%	13%
Transportation	10%	7%	6%
Other	10%	17%	9%
STAFFING			
Full	5	4.6	5
Part	0	0.9	0.9
Support	1	1.4	2.1
MEMBERSHIP			
Active	65	64.6	81
Average Daily Attendance	35	28.1	32.7
EDUCATION			
Member in formal education/ADA	0%	4%	2.60%
HOUSING			
Homeless	0	2.6	4.6
In Group Homes	45	22.3	22.75
Rehospitalization	0	5	5.5
HOUSING TRANSITION			
Members who secured housing with clubhouse assistance	0	8.1	7.75
Homeless members who secured housing with clubhouse assistance	0	1.1	1.6
Members moved from group homes to more independent housing	3	1.7	1.75
Member who were incarcerated	0	1.8	2.3
WOD			
Total Hours of Work Ordered Days Per Week	35	32.9	37.7
EMPLOYMENT			
Individual TE Positions	0	5.2	8.1
Group TE	0	1.6	4.8
Supported Employment	0	4.8	5.2
Independent Employment	0	6.6	9.9
TE EARNINGS			
Individual TE Earnings	\$0	\$16,998	\$17,218
EMPLOYMENT TRANSITION			
Moved from TE to SE and IE	NR	1.5	2
Moved from SE to IE	NR	1.2	0.7
EMPLOYMENT SUPPORT			
Employment Support (MRS or MCB clients/ADA)	NR	6%	3%
DAYS OPEN			
Number of days of weekends, evenings, holidays open	NR	77.8	61.4
SOCIAL CONNECTEDNESS			
Volunteered independently of the clubhouse	NR	6.8	8
Volunteered in clubhouse supported activities	NR	13.1	9.9
Clubhouse assists members to connect with others in the community	NR	Yes	Yes

	A Place of Our Own	MI Clubhouse Average	Accredited Clubhouse Average
SOCIAL SUPPORT			
Transportation	NR	44.5	43
Outreach Services	NR	29.7	48.2
Face-to-face Outreach	NR	2.8	3.1
HEALTH AND WELLNESS INITIATIVES			
Overall Clubhouse Focus	NR	4.3	3.4
Nutrition and Weight Loss	NR	4.8	5.6
Exercise	NR	1.5	2
Smoking Cessation	NR	1.5	1.3
Total health and wellness initiatives	NR	12.1	12.3

	Bayside Lodge	MI Clubhouse Average	Accredited Clubhouse Average
BUDGET			
Total Annual Budget	\$491,543	\$462,382	\$531,608
Cost Per Member	\$8,192	\$8,762	\$6,036
BUDGET ALLOCATION			
Staff	63.6%	58%	61%
Building/Land	8.4%	12%	13%
Transportation	7.6%	7%	6%
Other	20.4%	17%	9%
STAFFING			
Full	6	4.6	5
Part	0	0.9	0.9
Support	0	1.4	2.1
MEMBERSHIP			
Active	60	64.6	81
Average Daily Attendance	23	28.1	32.7
EDUCATION			
Member in formal education/ADA	20%	4%	2.60%
HOUSING			
Homeless	0	2.6	4.6
In Group Homes	24	22.3	22.75
Rehospitalization	13	5	5.5
HOUSING TRANSITION			
Members who secured housing with clubhouse assistance	0	8.1	7.75
Homeless members who secured housing with clubhouse assistance	0	1.1	1.6
Members moved from group homes to more independent housing	1	1.7	1.75
Member who were incarcerated	0	1.8	2.3
WOD			
Total Hours of Work Ordered Days Per Week	40	32.9	37.7
EMPLOYMENT			
Individual TE Positions	7	5.2	8.1
Group TE	0	1.6	4.8
Supported Employment	0	4.8	5.2
Independent Employment	10	6.6	9.9
TE EARNINGS			
Individual TE Earnings	\$9,246	\$16,998	\$17,218
EMPLOYMENT TRANSITION			
Moved from TE to SE and IE	0	1.5	2
Moved from SE to IE	0	1.2	0.7
EMPLOYMENT SUPPORT			
Employment Support (MRS or MCB clients/ADA)	0%	6%	3%
DAYS OPEN			
Number of days of weekends, evenings, holidays open	70	77.8	61.4
SOCIAL CONNECTEDNESS			
Volunteered independently of the clubhouse	2	6.8	8
Volunteered in clubhouse supported activities	0	13.1	9.9
Clubhouse assists members to connect with others in the community	Yes	Yes	Yes

	Bayside Lodge	MI Clubhouse Average	Accredited Clubhouse Average
SOCIAL SUPPORT			
Transportation	58	44.5	43
Outreach Services	21	29.7	48.2
Face-to-face Outreach	0	2.8	3.1
HEALTH AND WELLNESS INITIATIVES			
Overall Clubhouse Focus	5	4.3	3.4
Nutrition and Weight Loss	6	4.8	5.6
Exercise	4	1.5	2
Smoking Cessation	2	1.5	1.3
Total health and wellness initiatives	17	12.1	12.3

	Blue Water Clubhouse	MI Clubhouse Average	Accredited Clubhouse Average
BUDGET			
Total Annual Budget	\$547,000	\$462,382	\$531,608
Cost Per Member	\$8,192	\$8,762	\$6,036
BUDGET ALLOCATION			
Staff	59.0%	58%	61%
Building/Land	17.0%	12%	13%
Transportation	9.0%	7%	6%
Other	15.0%	17%	9%
STAFFING			
Full	5	4.6	5
Part	3	0.9	0.9
Support	0	1.4	2.1
MEMBERSHIP			
Active	56	64.6	81
Average Daily Attendance	26.5	28.1	32.7
EDUCATION			
Member in formal education/ADA	5%	4%	2.60%
HOUSING			
Homeless	2	2.6	4.6
In Group Homes	19	22.3	22.75
Rehospitalization	13	5	5.5
HOUSING TRANSITION			
Members who secured housing with clubhouse assistance	7	8.1	7.75
Homeless members who secured housing with clubhouse assistance	1	1.1	1.6
Members moved from group homes to more independent housing	3	1.7	1.75
Member who were incarcerated	2	1.8	2.3
WOD			
Total Hours of Work Ordered Days Per Week	30	32.9	37.7
EMPLOYMENT			
Individual TE Positions	4	5.2	8.1
Group TE	0	1.6	4.8
Supported Employment	5	4.8	5.2
Independent Employment	2	6.6	9.9
TE EARNINGS			
Individual TE Earnings	\$13,295	\$16,998	\$17,218
EMPLOYMENT TRANSITION			
Moved from TE to SE and IE	2	1.5	2
Moved from SE to IE	0	1.2	0.7
EMPLOYMENT SUPPORT			
Employment Support (MRS or MCB clients/ADA)	18%	6%	3%
DAYS OPEN			
Number of days of weekends, evenings, holidays open	81	77.8	61.4
SOCIAL CONNECTEDNESS			
Volunteered independently of the clubhouse	3	6.8	8
Volunteered in clubhouse supported activities	9	13.1	9.9
Clubhouse assists members to connect with others in the community	Yes	Yes	Yes

	Blue Water Clubhouse	MI Clubhouse Average	Accredited Clubhouse Average
SOCIAL SUPPORT			
Transportation	48	44.5	43
Outreach Services	17	29.7	48.2
Face-to-face Outreach	3	2.8	3.1
HEALTH AND WELLNESS INITIATIVES			
Overall Clubhouse Focus	4	4.3	3.4
Nutrition and Weight Loss	4	4.8	5.6
Exercise	3	1.5	2
Smoking Cessation	2	1.5	1.3
Total health and wellness initiatives	13	12.1	12.3

	Charter House	MI Clubhouse Average	Accredited Clubhouse Average
BUDGET			
Total Annual Budget	\$743,065	\$462,382	\$531,608
Cost Per Member	\$12,181	\$8,762	\$6,036
BUDGET ALLOCATION			
Staff	70.0%	58%	61%
Building/Land	9.0%	12%	13%
Transportation	6.0%	7%	6%
Other	6.5%	17%	9%
STAFFING			
Full	7	4.6	5
Part	0	0.9	0.9
Support	5	1.4	2.1
MEMBERSHIP			
Active	31	64.6	81
Average Daily Attendance	27	28.1	32.7
EDUCATION			
Member in formal education/ADA	2%	4%	2.60%
HOUSING			
Homeless	1	2.6	4.6
In Group Homes	15	22.3	22.75
Rehospitalization	2	5	5.5
HOUSING TRANSITION			
Members who secured housing with clubhouse assistance	7	8.1	7.75
Homeless members who secured housing with clubhouse assistance	1	1.1	1.6
Members moved from group homes to more independent housing	1	1.7	1.75
Member who were incarcerated	0	1.8	2.3
WOD			
Total Hours of Work Ordered Days Per Week	45	32.9	37.7
EMPLOYMENT			
Individual TE Positions	18	5.2	8.1
Group TE	0	1.6	4.8
Supported Employment	3	4.8	5.2
Independent Employment	7	6.6	9.9
TE EARNINGS			
Individual TE Earnings	\$30,730	\$16,998	\$17,218
EMPLOYMENT TRANSITION			
Moved from TE to SE and IE	3	1.5	2
Moved from SE to IE	4	1.2	0.7
EMPLOYMENT SUPPORT			
Employment Support (MRS or MCB clients/ADA)	5%	6%	3%
DAYS OPEN			
Number of days of weekends, evenings, holidays open	41	77.8	61.4
SOCIAL CONNECTEDNESS			
Volunteered independently of the clubhouse	2	6.8	8
Volunteered in clubhouse supported activities	4	13.1	9.9
Clubhouse assists members to connect with others in the community	Yes	Yes	Yes

	Charter House	MI Clubhouse Average	Accredited Clubhouse Average
SOCIAL SUPPORT			
Transportation	21	44.5	43
Outreach Services	14	29.7	48.2
Face-to-face Outreach	0	2.8	3.1
HEALTH AND WELLNESS INITIATIVES			
Overall Clubhouse Focus	5	4.3	3.4
Nutrition and Weight Loss	6	4.8	5.6
Exercise	4	1.5	2
Smoking Cessation	1	1.5	1.3
Total health and wellness initiatives	16	12.1	12.3

	Circle of Friends Clubhouse	MI Clubhouse Average	Accredited Clubhouse Average
BUDGET			
Total Annual Budget	\$276,751	\$462,382	\$531,608
Cost Per Member	\$7,688	\$8,762	\$6,036
BUDGET ALLOCATION			
Staff	78.0%	58%	61%
Building/Land	9.0%	12%	13%
Transportation	5.0%	7%	6%
Other	5.0%	17%	9%
STAFFING			
Full	4	4.6	5
Part	2	0.9	0.9
Support	0	1.4	2.1
MEMBERSHIP			
Active	36	64.6	81
Average Daily Attendance	12	28.1	32.7
EDUCATION			
Member in formal education/ADA	0%	4%	2.60%
HOUSING			
Homeless	0	2.6	4.6
In Group Homes	13	22.3	22.75
Rehospitalization	1	5	5.5
HOUSING TRANSITION			
Members who secured housing with clubhouse assistance	0	8.1	7.75
Homeless members who secured housing with clubhouse assistance	0	1.1	1.6
Members moved from group homes to more independent housing	0	1.7	1.75
Member who were incarcerated	0	1.8	2.3
WOD			
Total Hours of Work Ordered Days Per Week	35	32.9	37.7
EMPLOYMENT			
Individual TE Positions	2	5.2	8.1
Group TE	0	1.6	4.8
Supported Employment	1	4.8	5.2
Independent Employment	0	6.6	9.9
TE EARNINGS			
Individual TE Earnings	\$1,722	\$16,998	\$17,218
EMPLOYMENT TRANSITION			
Moved from TE to SE and IE	0	1.5	2
Moved from SE to IE	0	1.2	0.7
EMPLOYMENT SUPPORT			
Employment Support (MRS or MCB clients/ADA)	0%	6%	3%
DAYS OPEN			
Number of days of weekends, evenings, holidays open	64	77.8	61.4
SOCIAL CONNECTEDNESS			
Volunteered independently of the clubhouse	2	6.8	8
Volunteered in clubhouse supported activities	2	13.1	9.9
Clubhouse assists members to connect with others in the community	Yes	Yes	Yes

	Circle of Friends Clubhouse	MI Clubhouse Average	Accredited Clubhouse Average
SOCIAL SUPPORT			
Transportation	36	44.5	43
Outreach Services	9	29.7	48.2
Face-to-face Outreach	0	2.8	3.1
HEALTH AND WELLNESS INITIATIVES			
Overall Clubhouse Focus	1	4.3	3.4
Nutrition and Weight Loss	4	4.8	5.6
Exercise	1	1.5	2
Smoking Cessation	1	1.5	1.3
Total health and wellness initiatives	7	12.1	12.3

	Club Cadillac	MI Clubhouse Average	Accredited Clubhouse Average
BUDGET			
Total Annual Budget	\$315,415	\$462,382	\$531,608
Cost Per Member	\$4,206	\$8,762	\$6,036
BUDGET ALLOCATION			
Staff	80.0%	58%	61%
Building/Land	5.0%	12%	13%
Transportation	10.0%	7%	6%
Other	5.0%	17%	9%
STAFFING			
Full	4	4.6	5
Part	0	0.9	0.9
Support	2	1.4	2.1
MEMBERSHIP			
Active	75	64.6	81
Average Daily Attendance	34	28.1	32.7
EDUCATION			
Member in formal education/ADA	9%	4%	2.60%
HOUSING			
Homeless	5	2.6	4.6
In Group Homes	35	22.3	22.75
Rehospitalization	6	5	5.5
HOUSING TRANSITION			
Members who secured housing with clubhouse assistance	16	8.1	7.75
Homeless members who secured housing with clubhouse assistance	5	1.1	1.6
Members moved from group homes to more independent housing	5	1.7	1.75
Member who were incarcerated	3	1.8	2.3
WOD			
Total Hours of Work Ordered Days Per Week	40	32.9	37.7
EMPLOYMENT			
Individual TE Positions	12	5.2	8.1
Group TE	10	1.6	4.8
Supported Employment	9	4.8	5.2
Independent Employment	6	6.6	9.9
TE EARNINGS			
Individual TE Earnings	\$14,030	\$16,998	\$17,218
EMPLOYMENT TRANSITION			
Moved from TE to SE and IE	3	1.5	2
Moved from SE to IE	0	1.2	0.7
EMPLOYMENT SUPPORT			
Employment Support (MRS or MCB clients/ADA)	0%	6%	3%
DAYS OPEN			
Number of days of weekends, evenings, holidays open	56	77.8	61.4
SOCIAL CONNECTEDNESS			
Volunteered independently of the clubhouse	2	6.8	8
Volunteered in clubhouse supported activities	9	13.1	9.9
Clubhouse assists members to connect with others in the community	Yes	Yes	Yes

	Club Cadillac	MI Clubhouse Average	Accredited Clubhouse Average
SOCIAL SUPPORT			
Transportation	58	44.5	43
Outreach Services	119	29.7	48.2
Face-to-face Outreach	5	2.8	3.1
HEALTH AND WELLNESS INITIATIVES			
Overall Clubhouse Focus	4	4.3	3.4
Nutrition and Weight Loss	5	4.8	5.6
Exercise	4	1.5	2
Smoking Cessation	2	1.5	1.3
Total health and wellness initiatives	15	12.1	12.3

	Club Interactions	MI Clubhouse Average	Accredited Clubhouse Average
BUDGET			
Total Annual Budget	\$502,808	\$462,382	\$531,608
Cost Per Member	\$12,570	\$8,762	\$6,036
BUDGET ALLOCATION			
Staff	62%	58%	61%
Building/Land	10%	12%	13%
Transportation	1%	7%	6%
Other	16%	17%	9%
STAFFING			
Full	4	4.6	5
Part	0	0.9	0.9
Support	1	1.4	2.1
MEMBERSHIP			
Active	40	64.6	81
Average Daily Attendance	22	28.1	32.7
EDUCATION			
Member in formal education/ADA	5%	4%	2.60%
HOUSING			
Homeless	1	2.6	4.6
In Group Homes	15	22.3	22.75
Rehospitalization	6	5	5.5
HOUSING TRANSITION			
Members who secured housing with clubhouse assistance	3	8.1	7.75
Homeless members who secured housing with clubhouse assistance	0	1.1	1.6
Members moved from group homes to more independent housing	1	1.7	1.75
Member who were incarcerated	5	1.8	2.3
WOD			
Total Hours of Work Ordered Days Per Week	30	32.9	37.7
EMPLOYMENT			
Individual TE Positions	2	5.2	8.1
Group TE	0	1.6	4.8
Supported Employment	6	4.8	5.2
Independent Employment	4	6.6	9.9
TE EARNINGS			
Individual TE Earnings	\$1,100	\$16,998	\$17,218
EMPLOYMENT TRANSITION			
Moved from TE to SE and IE	1	1.5	2
Moved from SE to IE	0	1.2	0.7
EMPLOYMENT SUPPORT			
Employment Support (MRS or MCB clients/ADA)	5%	6%	3%
DAYS OPEN			
Number of days of weekends, evenings, holidays open	68	77.8	61.4
SOCIAL CONNECTEDNESS			
Volunteered independently of the clubhouse	7	6.8	8
Volunteered in clubhouse supported activities	0	13.1	9.9
Clubhouse assists members to connect with others in the community	Yes	Yes	Yes

	Club Interactions	MI Clubhouse Average	Accredited Clubhouse Average
SOCIAL SUPPORT			
Transportation	32	44.5	43
Outreach Services	14	29.7	48.2
Face-to-face Outreach	4	2.8	3.1
HEALTH AND WELLNESS INITIATIVES			
Overall Clubhouse Focus	1	4.3	3.4
Nutrition and Weight Loss	4	4.8	5.6
Exercise	3	1.5	2
Smoking Cessation	1	1.5	1.3
Total health and wellness initiatives	9	12.1	12.3

	Clubhouse Inspiration	MI Clubhouse Average	Accredited Clubhouse Average
BUDGET			
Total Annual Budget	\$471,210	\$462,382	\$531,608
Cost Per Member	\$5,746	\$8,762	\$6,036
BUDGET ALLOCATION			
Staff	NR	58%	61%
Building/Land	NR	12%	13%
Transportation	NR	7%	6%
Other	NR	17%	9%
STAFFING			
Full	5	4.6	5
Part	1	0.9	0.9
Support	0	1.4	2.1
MEMBERSHIP			
Active	82	64.6	81
Average Daily Attendance	32	28.1	32.7
EDUCATION			
Member in formal education/ADA	1%	4%	2.60%
HOUSING			
Homeless	0	2.6	4.6
In Group Homes	31	22.3	22.75
Rehospitalization	6	5	5.5
HOUSING TRANSITION			
Members who secured housing with clubhouse assistance	5	8.1	7.75
Homeless members who secured housing with clubhouse assistance	1	1.1	1.6
Members moved from group homes to more independent housing	0	1.7	1.75
Member who were incarcerated	0	1.8	2.3
WOD			
Total Hours of Work Ordered Days Per Week	40	32.9	37.7
EMPLOYMENT			
Individual TE Positions	1	5.2	8.1
Group TE	0	1.6	4.8
Supported Employment	0	4.8	5.2
Independent Employment	11	6.6	9.9
TE EARNINGS			
Individual TE Earnings	\$500	\$16,998	\$17,218
EMPLOYMENT TRANSITION			
Moved from TE to SE and IE	0	1.5	2
Moved from SE to IE	0	1.2	0.7
EMPLOYMENT SUPPORT			
Employment Support (MRS or MCB clients/ADA)	4%	6%	3%
DAYS OPEN			
Number of days of weekends, evenings, holidays open	59	77.8	61.4
SOCIAL CONNECTEDNESS			
Volunteered independently of the clubhouse	12	6.8	8
Volunteered in clubhouse supported activities	45	13.1	9.9
Clubhouse assists members to connect with others in the community	Yes	Yes	Yes

	Clubhouse Inspiration	MI Clubhouse Average	Accredited Clubhouse Average
SOCIAL SUPPORT			
Transportation	65	44.5	43
Outreach Services	1	29.7	48.2
Face-to-face Outreach	0	2.8	3.1
HEALTH AND WELLNESS INITIATIVES			
Overall Clubhouse Focus	5	4.3	3.4
Nutrition and Weight Loss	6	4.8	5.6
Exercise	2	1.5	2
Smoking Cessation	1	1.5	1.3
Total health and wellness initiatives	14	12.1	12.3

	Crossroads Clubhouse	MI Clubhouse Average	Accredited Clubhouse Average
BUDGET			
Total Annual Budget	\$727,820	\$462,382	\$531,608
Cost Per Member	\$6,728	\$8,762	\$6,036
BUDGET ALLOCATION			
Staff	70.0%	58%	61%
Building/Land	15.0%	12%	13%
Transportation	5%	7%	6%
Other	10%	17%	9%
STAFFING			
Full	7	4.6	5
Part	0	0.9	0.9
Support	0	1.4	2.1
MEMBERSHIP			
Active	26	64.6	81
Average Daily Attendance	11	28.1	32.7
EDUCATION			
Member in formal education/ADA	0%	4%	2.60%
HOUSING			
Homeless	1	2.6	4.6
In Group Homes	47	22.3	22.75
Rehospitalization	1	5	5.5
HOUSING TRANSITION			
Members who secured housing with clubhouse assistance	1	8.1	7.75
Homeless members who secured housing with clubhouse assistance	0	1.1	1.6
Members moved from group homes to more independent housing	0	1.7	1.75
Member who were incarcerated	0	1.8	2.3
WOD			
Total Hours of Work Ordered Days Per Week	30	32.9	37.7
EMPLOYMENT			
Individual TE Positions	0	5.2	8.1
Group TE	0	1.6	4.8
Supported Employment	3	4.8	5.2
Independent Employment	4	6.6	9.9
TE EARNINGS			
Individual TE Earnings	\$0	\$16,998	\$17,218
EMPLOYMENT TRANSITION			
Moved from TE to SE and IE	0	1.5	2
Moved from SE to IE	1	1.2	0.7
EMPLOYMENT SUPPORT			
Employment Support (MRS or MCB clients/ADA)	3%	6%	3%
DAYS OPEN			
Number of days of weekends, evenings, holidays open	39	77.8	61.4
SOCIAL CONNECTEDNESS			
Volunteered independently of the clubhouse	NA	6.8	8
Volunteered in clubhouse supported activities	8	13.1	9.9
Clubhouse assists members to connect with others in the community	Yes	Yes	Yes

	Crossroads Clubhouse	MI Clubhouse Average	Accredited Clubhouse Average
SOCIAL SUPPORT			
Transportation	36	44.5	43
Outreach Services	49	29.7	48.2
Face-to-face Outreach	0	2.8	3.1
HEALTH AND WELLNESS INITIATIVES			
Overall Clubhouse Focus	5	4.3	3.4
Nutrition and Weight Loss	5	4.8	5.6
Exercise	3	1.5	2
Smoking Cessation	2	1.5	1.3
Total health and wellness initiatives	15	12.1	12.3

	Crossroads Clubhouse of Monroe	MI Clubhouse Average	Accredited Clubhouse Average
BUDGET			
Total Annual Budget	\$300,000	\$462,382	\$531,608
Cost Per Member	\$11,538	\$8,762	\$6,036
BUDGET ALLOCATION			
Staff	72%	58%	61%
Building/Land	20.0%	12%	13%
Transportation	1%	7%	6%
Other	0%	17%	9%
STAFFING			
Full	5	4.6	5
Part	0	0.9	0.9
Support	0	1.4	2.1
MEMBERSHIP			
Active	109	64.6	81
Average Daily Attendance	46	28.1	32.7
EDUCATION			
Member in formal education/ADA	2%	4%	2.60%
HOUSING			
Homeless	0	2.6	4.6
In Group Homes	2	22.3	22.75
Rehospitalization	9	5	5.5
HOUSING TRANSITION			
Members who secured housing with clubhouse assistance	1	8.1	7.75
Homeless members who secured housing with clubhouse assistance	1	1.1	1.6
Members moved from group homes to more independent housing	0	1.7	1.75
Member who were incarcerated	0	1.8	2.3
WOD			
Total Hours of Work Ordered Days Per Week	25	32.9	37.7
EMPLOYMENT			
Individual TE Positions	2	5.2	8.1
Group TE	0	1.6	4.8
Supported Employment	6	4.8	5.2
Independent Employment	5	6.6	9.9
TE EARNINGS			
Individual TE Earnings	\$3,552	\$16,998	\$17,218
EMPLOYMENT TRANSITION			
Moved from TE to SE and IE	3	1.5	2
Moved from SE to IE	3	1.2	0.7
EMPLOYMENT SUPPORT			
Employment Support (MRS or MCB clients/ADA)	2%	6%	3%
DAYS OPEN			
Number of days of weekends, evenings, holidays open	53	77.8	61.4
SOCIAL CONNECTEDNESS			
Volunteered independently of the clubhouse	4	6.8	8
Volunteered in clubhouse supported activities	12	13.1	9.9
Clubhouse assists members to connect with others in the community	Yes	Yes	Yes

	Crossroads Clubhouse of Monroe	MI Clubhouse Average	Accredited Clubhouse Average
SOCIAL SUPPORT			
Transportation	30	44.5	43
Outreach Services	38	29.7	48.2
Face-to-face Outreach	2	2.8	3.1
HEALTH AND WELLNESS INITIATIVES			
Overall Clubhouse Focus	1	4.3	3.4
Nutrition and Weight Loss	4	4.8	5.6
Exercise	3	1.5	2
Smoking Cessation	1	1.5	1.3
Total health and wellness initiatives	9	12.1	12.3

	Dreams Unlimited	MI Clubhouse Average	Accredited Clubhouse Average
BUDGET			
Total Annual Budget	\$535,666	\$462,382	\$531,608
Cost Per Member	\$4,826	\$8,762	\$6,036
BUDGET ALLOCATION			
Staff	63%	58%	61%
Building/Land	23%	12%	13%
Transportation	4%	7%	6%
Other	10%	17%	9%
STAFFING			
Full	6	4.6	5
Part	0	0.9	0.9
Support	0	1.4	2.1
MEMBERSHIP			
Active	111	64.6	81
Average Daily Attendance	36	28.1	32.7
EDUCATION			
Member in formal education/ADA	1%	4%	2.60%
HOUSING			
Homeless	1	2.6	4.6
In Group Homes	21	22.3	22.75
Rehospitalization	9	5	5.5
HOUSING TRANSITION			
Members who secured housing with clubhouse assistance	1	8.1	7.75
Homeless members who secured housing with clubhouse assistance	0	1.1	1.6
Members moved from group homes to more independent housing	1	1.7	1.75
Member who were incarcerated	1	1.8	2.3
WOD			
Total Hours of Work Ordered Days Per Week	35	32.9	37.7
EMPLOYMENT			
Individual TE Positions	6	5.2	8.1
Group TE	0	1.6	4.8
Supported Employment	3	4.8	5.2
Independent Employment	14	6.6	9.9
TE EARNINGS			
Individual TE Earnings	\$10,706	\$16,998	\$17,218
EMPLOYMENT TRANSITION			
Moved from TE to SE and IE	2	1.5	2
Moved from SE to IE	0	1.2	0.7
EMPLOYMENT SUPPORT			
Employment Support (MRS or MCB clients/ADA)	5%	6%	3%
DAYS OPEN			
Number of days of weekends, evenings, holidays open	49	77.8	61.4
SOCIAL CONNECTEDNESS			
Volunteered independently of the clubhouse	26	6.8	8
Volunteered in clubhouse supported activities	6	13.1	9.9
Clubhouse assists members to connect with others in the community	Yes	Yes	Yes

	Dreams Unlimited	MI Clubhouse Average	Accredited Clubhouse Average
SOCIAL SUPPORT			
Transportation	12	44.5	43
Outreach Services	38	29.7	48.2
Face-to-face Outreach	2	2.8	3.1
HEALTH AND WELLNESS INITIATIVES			
Overall Clubhouse Focus	5	4.3	3.4
Nutrition and Weight Loss	6	4.8	5.6
Exercise	2	1.5	2
Smoking Cessation	1	1.5	1.3
Total health and wellness initiatives	14	12.1	12.3

	Fresh Start Clubhouse	MI Clubhouse Average	Accredited Clubhouse Average
BUDGET			
Total Annual Budget	\$568,000	\$462,382	\$531,608
Cost Per Member	\$7,889	\$8,762	\$6,036
BUDGET ALLOCATION			
Staff	64%	58%	61%
Building/Land	18%	12%	13%
Transportation	5%	7%	6%
Other	13%	17%	9%
STAFFING			
Full	5	4.6	5
Part	1	0.9	0.9
Support	1	1.4	2.1
MEMBERSHIP			
Active	72	64.6	81
Average Daily Attendance	25	28.1	32.7
EDUCATION			
Member in formal education/ADA	1%	4%	2.60%
HOUSING			
Homeless	1	2.6	4.6
In Group Homes	9	22.3	22.75
Rehospitalization	7	5	5.5
HOUSING TRANSITION			
Members who secured housing with clubhouse assistance	6	8.1	7.75
Homeless members who secured housing with clubhouse assistance	0	1.1	1.6
Members moved from group homes to more independent housing	0	1.7	1.75
Member who were incarcerated	0	1.8	2.3
WOD			
Total Hours of Work Ordered Days Per Week	35	32.9	37.7
EMPLOYMENT			
Individual TE Positions	4	5.2	8.1
Group TE	0	1.6	4.8
Supported Employment	1	4.8	5.2
Independent Employment	11	6.6	9.9
TE EARNINGS			
Individual TE Earnings	\$5,585	\$16,998	\$17,218
EMPLOYMENT TRANSITION			
Moved from TE to SE and IE	0	1.5	2
Moved from SE to IE	0	1.2	0.7
EMPLOYMENT SUPPORT			
Employment Support (MRS or MCB clients/ADA)	4%	6%	3%
DAYS OPEN			
Number of days of weekends, evenings, holidays open	81	77.8	61.4
SOCIAL CONNECTEDNESS			
Volunteered independently of the clubhouse	4	6.8	8
Volunteered in clubhouse supported activities	12	13.1	9.9
Clubhouse assists members to connect with others in the community	Yes	Yes	Yes

	Fresh Start Clubhouse	MI Clubhouse Average	Accredited Clubhouse Average
SOCIAL SUPPORT			
Transportation	41	44.5	43
Outreach Services	33	29.7	48.2
Face-to-face Outreach	0	2.8	3.1
HEALTH AND WELLNESS INITIATIVES			
Overall Clubhouse Focus	5	4.3	3.4
Nutrition and Weight Loss	5	4.8	5.6
Exercise	3	1.5	2
Smoking Cessation	0	1.5	1.3
Total health and wellness initiatives	13	12.1	12.3

	Friendship Clubhouse	MI Clubhouse Average	Accredited Clubhouse Average
BUDGET			
Total Annual Budget	\$380,000	\$462,382	\$531,608
Cost Per Member	\$4,634	\$8,762	\$6,036
BUDGET ALLOCATION			
Staff	57%	58%	61%
Building/Land	8%	12%	13%
Transportation	4%	7%	6%
Other	13%	17%	9%
STAFFING			
Full	2	4.6	5
Part	4	0.9	0.9
Support	0	1.4	2.1
MEMBERSHIP			
Active	82	64.6	81
Average Daily Attendance	38	28.1	32.7
EDUCATION			
Member in formal education/ADA	1%	4%	2.60%
HOUSING			
Homeless	0	2.6	4.6
In Group Homes	39	22.3	22.75
Rehospitalization	6	5	5.5
HOUSING TRANSITION			
Members who secured housing with clubhouse assistance	0	8.1	7.75
Homeless members who secured housing with clubhouse assistance	0	1.1	1.6
Members moved from group homes to more independent housing	1	1.7	1.75
Member who were incarcerated	0	1.8	2.3
WOD			
Total Hours of Work Ordered Days Per Week	40	32.9	37.7
EMPLOYMENT			
Individual TE Positions	0	5.2	8.1
Group TE	6	1.6	4.8
Supported Employment	3	4.8	5.2
Independent Employment	0	6.6	9.9
TE EARNINGS			
Individual TE Earnings	\$986	\$16,998	\$17,218
EMPLOYMENT TRANSITION			
Moved from TE to SE and IE	0	1.5	2
Moved from SE to IE	0	1.2	0.7
EMPLOYMENT SUPPORT			
Employment Support (MRS or MCB clients/ADA)	0%	6%	3%
DAYS OPEN			
Number of days of weekends, evenings, holidays open	55	77.8	61.4
SOCIAL CONNECTEDNESS			
Volunteered independently of the clubhouse	4	6.8	8
Volunteered in clubhouse supported activities	0	13.1	9.9
Clubhouse assists members to connect with others in the community	Yes	Yes	Yes

	Friendship Clubhouse	MI Clubhouse Average	Accredited Clubhouse Average
SOCIAL SUPPORT			
Transportation	30	44.5	43
Outreach Services	15	29.7	48.2
Face-to-face Outreach	0	2.8	3.1
HEALTH AND WELLNESS INITIATIVES			
Overall Clubhouse Focus	7	4.3	3.4
Nutrition and Weight Loss	7	4.8	5.6
Exercise	3	1.5	2
Smoking Cessation	2	1.5	1.3
Total health and wellness initiatives	19	12.1	12.3

	Genesis House	MI Clubhouse Average	Accredited Clubhouse Average
BUDGET			
Total Annual Budget	\$466,000	\$462,382	\$531,608
Cost Per Member	\$7,767	\$8,762	\$6,036
BUDGET ALLOCATION			
Staff	80%	58%	61%
Building/Land	4%	12%	13%
Transportation	6%	7%	6%
Other	10%	17%	9%
STAFFING			
Full	4	4.6	5
Part	2	0.9	0.9
Support	2	1.4	2.1
MEMBERSHIP			
Active	60	64.6	81
Average Daily Attendance	25	28.1	32.7
EDUCATION			
Member in formal education/ADA	3%	4%	2.60%
HOUSING			
Homeless	1	2.6	4.6
In Group Homes	3	22.3	22.75
Rehospitalization	5	5	5.5
HOUSING TRANSITION			
Members who secured housing with clubhouse assistance	5	8.1	7.75
Homeless members who secured housing with clubhouse assistance	0	1.1	1.6
Members moved from group homes to more independent housing	1	1.7	1.75
Member who were incarcerated	1	1.8	2.3
WOD			
Total Hours of Work Ordered Days Per Week	40	32.9	37.7
EMPLOYMENT			
Individual TE Positions	13	5.2	8.1
Group TE	0	1.6	4.8
Supported Employment	8	4.8	5.2
Independent Employment	13	6.6	9.9
TE EARNINGS			
Individual TE Earnings	\$45,167	\$16,998	\$17,218
EMPLOYMENT TRANSITION			
Moved from TE to SE and IE	2	1.5	2
Moved from SE to IE	1	1.2	0.7
EMPLOYMENT SUPPORT			
Employment Support (MRS or MCB clients/ADA)	12%	6%	3%
DAYS OPEN			
Number of days of weekends, evenings, holidays open	56	77.8	61.4
SOCIAL CONNECTEDNESS			
Volunteered independently of the clubhouse	3	6.8	8
Volunteered in clubhouse supported activities	6	13.1	9.9
Clubhouse assists members to connect with others in the community	Yes	Yes	Yes

	Genesis House	MI Clubhouse Average	Accredited Clubhouse Average
SOCIAL SUPPORT			
Transportation	38	44.5	43
Outreach Services	47	29.7	48.2
Face-to-face Outreach	0	2.8	3.1
HEALTH AND WELLNESS INITIATIVES			
Overall Clubhouse Focus	7	4.3	3.4
Nutrition and Weight Loss	4	4.8	5.6
Exercise	3	1.5	2
Smoking Cessation	2	1.5	1.3
Total health and wellness initiatives	16	12.1	12.3

	Harmony Hall	MI Clubhouse Average	Accredited Clubhouse Average
BUDGET			
Total Annual Budget	\$525,000	\$462,382	\$531,608
Cost Per Member	\$11,932	\$8,762	\$6,036
BUDGET ALLOCATION			
Staff	58%	58%	61%
Building/Land	7%	12%	13%
Transportation	17%	7%	6%
Other	18%	17%	9%
STAFFING			
Full	6	4.6	5
Part	2	0.9	0.9
Support	1	1.4	2.1
MEMBERSHIP			
Active	44	64.6	81
Average Daily Attendance	22	28.1	32.7
EDUCATION			
Member in formal education/ADA	2%	4%	2.60%
HOUSING			
Homeless	0	2.6	4.6
In Group Homes	21	22.3	22.75
Rehospitalization	4	5	5.5
HOUSING TRANSITION			
Members who secured housing with clubhouse assistance	24	8.1	7.75
Homeless members who secured housing with clubhouse assistance	0	1.1	1.6
Members moved from group homes to more independent housing	1	1.7	1.75
Member who were incarcerated	0	1.8	2.3
WOD			
Total Hours of Work Ordered Days Per Week	40	32.9	37.7
EMPLOYMENT			
Individual TE Positions	4	5.2	8.1
Group TE	0	1.6	4.8
Supported Employment	16	4.8	5.2
Independent Employment	2	6.6	9.9
TE EARNINGS			
Individual TE Earnings	\$3,584	\$16,998	\$17,218
EMPLOYMENT TRANSITION			
Moved from TE to SE and IE	2	1.5	2
Moved from SE to IE	1	1.2	0.7
EMPLOYMENT SUPPORT			
Employment Support (MRS or MCB clients/ADA)	27%	6%	3%
DAYS OPEN			
Number of days of weekends, evenings, holidays open	69	77.8	61.4
SOCIAL CONNECTEDNESS			
Volunteered independently of the clubhouse	5	6.8	8
Volunteered in clubhouse supported activities	16	13.1	9.9
Clubhouse assists members to connect with others in the community	Yes	Yes	Yes

	Harmony Hall	MI Clubhouse Average	Accredited Clubhouse Average
SOCIAL SUPPORT			
Transportation	41	44.5	43
Outreach Services	7	29.7	48.2
Face-to-face Outreach	2	2.8	3.1
HEALTH AND WELLNESS INITIATIVES			
Overall Clubhouse Focus	5	4.3	3.4
Nutrition and Weight Loss	6	4.8	5.6
Exercise	3	1.5	2
Smoking Cessation	3	1.5	1.3
Total health and wellness initiatives	17	12.1	12.3

	Heartland House	MI Clubhouse Average	Accredited Clubhouse Average
BUDGET			
Total Annual Budget	\$509,121	\$462,382	\$531,608
Cost Per Member	\$11,068	\$8,762	\$6,036
BUDGET ALLOCATION			
Staff	56%	58%	61%
Building/Land	7%	12%	13%
Transportation	17%	7%	6%
Other	18%	17%	9%
STAFFING			
Full	2	4.6	5
Part	5	0.9	0.9
Support	2	1.4	2.1
MEMBERSHIP			
Active	46	64.6	81
Average Daily Attendance	19	28.1	32.7
EDUCATION			
Member in formal education/ADA	2%	4%	2.60%
HOUSING			
Homeless	0	2.6	4.6
In Group Homes	17	22.3	22.75
Rehospitalization	3	5	5.5
HOUSING TRANSITION			
Members who secured housing with clubhouse assistance	8	8.1	7.75
Homeless members who secured housing with clubhouse assistance	0	1.1	1.6
Members moved from group homes to more independent housing	3	1.7	1.75
Member who were incarcerated	0	1.8	2.3
WOD			
Total Hours of Work Ordered Days Per Week	26	32.9	37.7
EMPLOYMENT			
Individual TE Positions	1	5.2	8.1
Group TE	0	1.6	4.8
Supported Employment	0	4.8	5.2
Independent Employment	1	6.6	9.9
TE EARNINGS			
Individual TE Earnings	\$408	\$16,998	\$17,218
EMPLOYMENT TRANSITION			
Moved from TE to SE and IE	1	1.5	2
Moved from SE to IE	0	1.2	0.7
EMPLOYMENT SUPPORT			
Employment Support (MRS or MCB clients/ADA)	0%	6%	3%
DAYS OPEN			
Number of days of weekends, evenings, holidays open	118	77.8	61.4
SOCIAL CONNECTEDNESS			
Volunteered independently of the clubhouse	2	6.8	8
Volunteered in clubhouse supported activities	20	13.1	9.9
Clubhouse assists members to connect with others in the community	Yes	Yes	Yes

	Heartland House	MI Clubhouse Average	Accredited Clubhouse Average
SOCIAL SUPPORT			
Transportation	40	44.5	43
Outreach Services	46	29.7	48.2
Face-to-face Outreach	5	2.8	3.1
HEALTH AND WELLNESS INITIATIVES			
Overall Clubhouse Focus	6	4.3	3.4
Nutrition and Weight Loss	7	4.8	5.6
Exercise	3	1.5	2
Smoking Cessation	3	1.5	1.3
Total health and wellness initiatives	19	12.1	12.3

	HOPE Center	MI Clubhouse Average	Accredited Clubhouse Average
BUDGET			
Total Annual Budget	\$516,370	\$462,382	\$531,608
Cost Per Member	\$8,465	\$8,762	\$6,036
BUDGET ALLOCATION			
Staff	61%	58%	61%
Building/Land	6%	12%	13%
Transportation	17%	7%	6%
Other	5%	17%	9%
STAFFING			
Full	5	4.6	5
Part	0	0.9	0.9
Support	1	1.4	2.1
MEMBERSHIP			
Active	61	64.6	81
Average Daily Attendance	26	28.1	32.7
EDUCATION			
Member in formal education/ADA	3%	4%	2.60%
HOUSING			
Homeless	1	2.6	4.6
In Group Homes	14	22.3	22.75
Rehospitalization	2	5	5.5
HOUSING TRANSITION			
Members who secured housing with clubhouse assistance	3	8.1	7.75
Homeless members who secured housing with clubhouse assistance	1	1.1	1.6
Members moved from group homes to more independent housing	3	1.7	1.75
Member who were incarcerated	2	1.8	2.3
WOD			
Total Hours of Work Ordered Days Per Week	25	32.9	37.7
EMPLOYMENT			
Individual TE Positions	0	5.2	8.1
Group TE	0	1.6	4.8
Supported Employment	9	4.8	5.2
Independent Employment	5	6.6	9.9
TE EARNINGS			
Individual TE Earnings	\$0	\$16,998	\$17,218
EMPLOYMENT TRANSITION			
Moved from TE to SE and IE	0	1.5	2
Moved from SE to IE	1	1.2	0.7
EMPLOYMENT SUPPORT			
Employment Support (MRS or MCB clients/ADA)	7%	6%	3%
DAYS OPEN			
Number of days of weekends, evenings, holidays open	74	77.8	61.4
SOCIAL CONNECTEDNESS			
Volunteered independently of the clubhouse	4	6.8	8
Volunteered in clubhouse supported activities	6	13.1	9.9
Clubhouse assists members to connect with others in the community	Yes	Yes	Yes

	HOPE Center	MI Clubhouse Average	Accredited Clubhouse Average
SOCIAL SUPPORT			
Transportation	7	44.5	43
Outreach Services	15	29.7	48.2
Face-to-face Outreach	3	2.8	3.1
HEALTH AND WELLNESS INITIATIVES			
Overall Clubhouse Focus	4	4.3	3.4
Nutrition and Weight Loss	6	4.8	5.6
Exercise	2	1.5	2
Smoking Cessation	1	1.5	1.3
Total health and wellness initiatives	13	12.1	12.3

	Inner City Clubhouse	MI Clubhouse Average	Accredited Clubhouse Average
BUDGET			
Total Annual Budget	\$361,860	\$462,382	\$531,608
Cost Per Member	\$3,414	\$8,762	\$6,036
BUDGET ALLOCATION			
Staff	44%	58%	61%
Building/Land	2%	12%	13%
Transportation	0.4%	7%	6%
Other	0%	17%	9%
STAFFING			
Full	2	4.6	5
Part	2	0.9	0.9
Support	1	1.4	2.1
MEMBERSHIP			
Active	106	64.6	81
Average Daily Attendance	34	28.1	32.7
EDUCATION			
Member in formal education/ADA	3%	4%	2.60%
HOUSING			
Homeless	20	2.6	4.6
In Group Homes	15	22.3	22.75
Rehospitalization	0	5	5.5
HOUSING TRANSITION			
Members who secured housing with clubhouse assistance	3	8.1	7.75
Homeless members who secured housing with clubhouse assistance	1	1.1	1.6
Members moved from group homes to more independent housing	3	1.7	1.75
Member who were incarcerated	2	1.8	2.3
WOD			
Total Hours of Work Ordered Days Per Week	25	32.9	37.7
EMPLOYMENT			
Individual TE Positions	3	5.2	8.1
Group TE	0	1.6	4.8
Supported Employment	0	4.8	5.2
Independent Employment	5	6.6	9.9
TE EARNINGS			
Individual TE Earnings	\$5,580	\$16,998	\$17,218
EMPLOYMENT TRANSITION			
Moved from TE to SE and IE	0	1.5	2
Moved from SE to IE	0	1.2	0.7
EMPLOYMENT SUPPORT			
Employment Support (MRS or MCB clients/ADA)	7%	6%	3%
DAYS OPEN			
Number of days of weekends, evenings, holidays open	1	77.8	61.4
SOCIAL CONNECTEDNESS			
Volunteered independently of the clubhouse	15	6.8	8
Volunteered in clubhouse supported activities	2	13.1	9.9
Clubhouse assists members to connect with others in the community	Yes	Yes	Yes

	Inner City Clubhouse	MI Clubhouse Average	Accredited Clubhouse Average
SOCIAL SUPPORT			
Transportation	25	44.5	43
Outreach Services	0	29.7	48.2
Face-to-face Outreach	0	2.8	3.1
HEALTH AND WELLNESS INITIATIVES			
Overall Clubhouse Focus	6	4.3	3.4
Nutrition and Weight Loss	3	4.8	5.6
Exercise	2	1.5	2
Smoking Cessation	2	1.5	1.3
Total health and wellness initiatives	13	12.1	12.3

	J-Town Clubhouse	MI Clubhouse Average	Accredited Clubhouse Average
BUDGET			
Total Annual Budget	\$556,409	\$462,382	\$531,608
Cost Per Member	\$13,248	\$8,762	\$6,036
BUDGET ALLOCATION			
Staff	30%	58%	61%
Building/Land	11%	12%	13%
Transportation	4%	7%	6%
Other	48%	17%	9%
STAFFING			
Full	5	4.6	5
Part	1	0.9	0.9
Support	1	1.4	2.1
MEMBERSHIP			
Active	42	64.6	81
Average Daily Attendance	21	28.1	32.7
EDUCATION			
Member in formal education/ADA	2%	4%	2.60%
HOUSING			
Homeless	0	2.6	4.6
In Group Homes	16	22.3	22.75
Rehospitalization	0	5	5.5
HOUSING TRANSITION			
Members who secured housing with clubhouse assistance	0	8.1	7.75
Homeless members who secured housing with clubhouse assistance	0	1.1	1.6
Members moved from group homes to more independent housing	0	1.7	1.75
Member who were incarcerated	0	1.8	2.3
WOD			
Total Hours of Work Ordered Days Per Week	45	32.9	37.7
EMPLOYMENT			
Individual TE Positions	0	5.2	8.1
Group TE	0	1.6	4.8
Supported Employment	1	4.8	5.2
Independent Employment	0	6.6	9.9
TE EARNINGS			
Individual TE Earnings	\$0	\$16,998	\$17,218
EMPLOYMENT TRANSITION			
Moved from TE to SE and IE	0	1.5	2
Moved from SE to IE	1	1.2	0.7
EMPLOYMENT SUPPORT			
Employment Support (MRS or MCB clients/ADA)	0%	6%	3%
DAYS OPEN			
Number of days of weekends, evenings, holidays open	54	77.8	61.4
SOCIAL CONNECTEDNESS			
Volunteered independently of the clubhouse	2	6.8	8
Volunteered in clubhouse supported activities	15	13.1	9.9
Clubhouse assists members to connect with others in the community	Yes	Yes	Yes

	J-Town Clubhouse	MI Clubhouse Average	Accredited Clubhouse Average
SOCIAL SUPPORT			
Transportation	22	44.5	43
Outreach Services	30	29.7	48.2
Face-to-face Outreach	1	2.8	3.1
HEALTH AND WELLNESS INITIATIVES			
Overall Clubhouse Focus	5	4.3	3.4
Nutrition and Weight Loss	5	4.8	5.6
Exercise	2	1.5	2
Smoking Cessation	2	1.5	1.3
Total health and wellness initiatives	14	12.1	12.3

	Lakeshore Clubhouse	MI Clubhouse Average	Accredited Clubhouse Average
BUDGET			
Total Annual Budget	\$493,069	\$462,382	\$531,608
Cost Per Member	\$21,825	\$8,762	\$6,036
BUDGET ALLOCATION			
Staff	77.0%	58%	61%
Building/Land	10%	12%	13%
Transportation	7%	7%	6%
Other	6.0%	17%	9%
STAFFING			
Full	5	4.6	5
Part	0	0.9	0.9
Support	3	1.4	2.1
MEMBERSHIP			
Active	42	64.6	81
Average Daily Attendance	21	28.1	32.7
EDUCATION			
Member in formal education/ADA	7%	4%	2.60%
HOUSING			
Homeless	2	2.6	4.6
In Group Homes	20	22.3	22.75
Rehospitalization	4	5	5.5
HOUSING TRANSITION			
Members who secured housing with clubhouse assistance	2	8.1	7.75
Homeless members who secured housing with clubhouse assistance	0	1.1	1.6
Members moved from group homes to more independent housing	1	1.7	1.75
Member who were incarcerated	2	1.8	2.3
WOD			
Total Hours of Work Ordered Days Per Week	35	32.9	37.7
EMPLOYMENT			
Individual TE Positions	5	5.2	8.1
Group TE	0	1.6	4.8
Supported Employment	2	4.8	5.2
Independent Employment	7	6.6	9.9
TE EARNINGS			
Individual TE Earnings	NA	\$16,998	\$17,218
EMPLOYMENT TRANSITION			
Moved from TE to SE and IE	0	1.5	2
Moved from SE to IE	0	1.2	0.7
EMPLOYMENT SUPPORT			
Employment Support (MRS or MCB clients/ADA)	24%	6%	3%
DAYS OPEN			
Number of days of weekends, evenings, holidays open	85	77.8	61.4
SOCIAL CONNECTEDNESS			
Volunteered independently of the clubhouse	6	6.8	8
Volunteered in clubhouse supported activities	9	13.1	9.9
Clubhouse assists members to connect with others in the community	Yes	Yes	Yes

	Lakeshore Clubhouse	MI Clubhouse Average	Accredited Clubhouse Average
SOCIAL SUPPORT			
Transportation	29	44.5	43
Outreach Services	35	29.7	48.2
Face-to-face Outreach	0	2.8	3.1
HEALTH AND WELLNESS INITIATIVES			
Overall Clubhouse Focus	4	4.3	3.4
Nutrition and Weight Loss	5	4.8	5.6
Exercise	3	1.5	2
Smoking Cessation	0	1.5	1.3
Total health and wellness initiatives	12	12.1	12.3

	Light of Hope	MI Clubhouse Average	Accredited Clubhouse Average
BUDGET			
Total Annual Budget	\$421,958	\$462,382	\$531,608
Cost Per Member	\$13,612	\$8,762	\$6,036
BUDGET ALLOCATION			
Staff	57%	58%	61%
Building/Land	10%	12%	13%
Transportation	10%	7%	6%
Other	23%	17%	9%
STAFFING			
Full	3	4.6	5
Part	2	0.9	0.9
Support	3	1.4	2.1
MEMBERSHIP			
Active	31	64.6	81
Average Daily Attendance	18	28.1	32.7
EDUCATION			
Member in formal education/ADA	13%	4%	2.60%
HOUSING			
Homeless	6	2.6	4.6
In Group Homes	5	22.3	22.75
Rehospitalization	3	5	5.5
HOUSING TRANSITION			
Members who secured housing with clubhouse assistance	3	8.1	7.75
Homeless members who secured housing with clubhouse assistance	1	1.1	1.6
Members moved from group homes to more independent housing	2	1.7	1.75
Member who were incarcerated	1	1.8	2.3
WOD			
Total Hours of Work Ordered Days Per Week	35	32.9	37.7
EMPLOYMENT			
Individual TE Positions	5	5.2	8.1
Group TE	0	1.6	4.8
Supported Employment	6	4.8	5.2
Independent Employment	1	6.6	9.9
TE EARNINGS			
Individual TE Earnings	NA	\$16,998	\$17,218
EMPLOYMENT TRANSITION			
Moved from TE to SE and IE	0	1.5	2
Moved from SE to IE	1	1.2	0.7
EMPLOYMENT SUPPORT			
Employment Support (MRS or MCB clients/ADA)	16%	6%	3%
DAYS OPEN			
Number of days of weekends, evenings, holidays open	33	77.8	61.4
SOCIAL CONNECTEDNESS			
Volunteered independently of the clubhouse	6	6.8	8
Volunteered in clubhouse supported activities	9	13.1	9.9
Clubhouse assists members to connect with others in the community	Yes	Yes	Yes

	Light of Hope	MI Clubhouse Average	Accredited Clubhouse Average
SOCIAL SUPPORT			
Transportation	19	44.5	43
Outreach Services	24	29.7	48.2
Face-to-face Outreach	4	2.8	3.1
HEALTH AND WELLNESS INITIATIVES			
Overall Clubhouse Focus	3	4.3	3.4
Nutrition and Weight Loss	4	4.8	5.6
Exercise	2	1.5	2
Smoking Cessation	0	1.5	1.3
Total health and wellness initiatives	9	12.1	12.3

	Motor City Clubhouse	MI Clubhouse Average	Accredited Clubhouse Average
BUDGET			
Total Annual Budget	\$486,000	\$462,382	\$531,608
Cost Per Member	\$90,000	\$8,762	\$6,036
BUDGET ALLOCATION			
Staff	35%	58%	61%
Building/Land	15%	12%	13%
Transportation	15%	7%	6%
Other	35%	17%	9%
STAFFING			
Full	4	4.6	5
Part	1	0.9	0.9
Support	1	1.4	2.1
MEMBERSHIP			
Active	54	64.6	81
Average Daily Attendance	22	28.1	32.7
EDUCATION			
Member in formal education/ADA	7%	4%	2.60%
HOUSING			
Homeless	1	2.6	4.6
In Group Homes	11	22.3	22.75
Rehospitalization	6	5	5.5
HOUSING TRANSITION			
Members who secured housing with clubhouse assistance	10	8.1	7.75
Homeless members who secured housing with clubhouse assistance	1	1.1	1.6
Members moved from group homes to more independent housing	5	1.7	1.75
Member who were incarcerated	3	1.8	2.3
WOD			
Total Hours of Work Ordered Days Per Week	NR	32.9	37.7
EMPLOYMENT			
Individual TE Positions	7	5.2	8.1
Group TE	0	1.6	4.8
Supported Employment	12	4.8	5.2
Independent Employment	7	6.6	9.9
TE EARNINGS			
Individual TE Earnings	\$41,136	\$16,998	\$17,218
EMPLOYMENT TRANSITION			
Moved from TE to SE and IE	2	1.5	2
Moved from SE to IE	4	1.2	0.7
EMPLOYMENT SUPPORT			
Employment Support (MRS or MCB clients/ADA)	20%	6%	3%
DAYS OPEN			
Number of days of weekends, evenings, holidays open	56	77.8	61.4
SOCIAL CONNECTEDNESS			
Volunteered independently of the clubhouse	6	6.8	8
Volunteered in clubhouse supported activities	9	13.1	9.9
Clubhouse assists members to connect with others in the community	Yes	Yes	Yes

	Motor City Clubhouse	MI Clubhouse Average	Accredited Clubhouse Average
SOCIAL SUPPORT			
Transportation	65	44.5	43
Outreach Services	0	29.7	48.2
Face-to-face Outreach	2	2.8	3.1
HEALTH AND WELLNESS INITIATIVES			
Overall Clubhouse Focus	4	4.3	3.4
Nutrition and Weight Loss	4	4.8	5.6
Exercise	2	1.5	2
Smoking Cessation	2	1.5	1.3
Total health and wellness initiatives	12	12.1	12.3

	New Beginnings	MI Clubhouse Average	Accredited Clubhouse Average
BUDGET			
Total Annual Budget	\$589,278	\$462,382	\$531,608
Cost Per Member	\$21,825	\$8,762	\$6,036
BUDGET ALLOCATION			
Staff	41%	58%	61%
Building/Land	14%	12%	13%
Transportation	9%	7%	6%
Other	36%	17%	9%
STAFFING			
Full	4	4.6	5
Part	0	0.9	0.9
Support	1	1.4	2.1
MEMBERSHIP			
Active	27	64.6	81
Average Daily Attendance	15	28.1	32.7
EDUCATION			
Member in formal education/ADA	11%	4%	2.60%
HOUSING			
Homeless	3	2.6	4.6
In Group Homes	13	22.3	22.75
Rehospitalization	4	5	5.5
HOUSING TRANSITION			
Members who secured housing with clubhouse assistance	11	8.1	7.75
Homeless members who secured housing with clubhouse assistance	2	1.1	1.6
Members moved from group homes to more independent housing	3	1.7	1.75
Member who were incarcerated	2	1.8	2.3
WOD			
Total Hours of Work Ordered Days Per Week	30	32.9	37.7
EMPLOYMENT			
Individual TE Positions	3	5.2	8.1
Group TE	0	1.6	4.8
Supported Employment	5	4.8	5.2
Independent Employment	0	6.6	9.9
TE EARNINGS			
Individual TE Earnings	\$21,586	\$16,998	\$17,218
EMPLOYMENT TRANSITION			
Moved from TE to SE and IE	2	1.5	2
Moved from SE to IE	4	1.2	0.7
EMPLOYMENT SUPPORT			
Employment Support (MRS or MCB clients/ADA)	7%	6%	3%
DAYS OPEN			
Number of days of weekends, evenings, holidays open	8	77.8	61.4
SOCIAL CONNECTEDNESS			
Volunteered independently of the clubhouse	5	6.8	8
Volunteered in clubhouse supported activities	4	13.1	9.9
Clubhouse assists members to connect with others in the community	Yes	Yes	Yes

	New Beginnings	MI Clubhouse Average	Accredited Clubhouse Average
SOCIAL SUPPORT			
Transportation	35	44.5	43
Outreach Services	6	29.7	48.2
Face-to-face Outreach	0	2.8	3.1
HEALTH AND WELLNESS INITIATIVES			
Overall Clubhouse Focus	2	4.3	3.4
Nutrition and Weight Loss	4	4.8	5.6
Exercise	3	1.5	2
Smoking Cessation	1	1.5	1.3
Total health and wellness initiatives	10	12.1	12.3

	New Directions Clubhouse	MI Clubhouse Average	Accredited Clubhouse Average
BUDGET			
Total Annual Budget	\$571,504	\$462,382	\$531,608
Cost Per Member	\$7,056	\$8,762	\$6,036
BUDGET ALLOCATION			
Staff	31%	58%	61%
Building/Land	10%	12%	13%
Transportation	10%	7%	6%
Other	49%	17%	9%
STAFFING			
Full	5	4.6	5
Part	0	0.9	0.9
Support	4	1.4	2.1
MEMBERSHIP			
Active	81	64.6	81
Average Daily Attendance	34	28.1	32.7
EDUCATION			
Member in formal education/ADA	12%	4%	2.60%
HOUSING			
Homeless	2	2.6	4.6
In Group Homes	9	22.3	22.75
Rehospitalization	8	5	5.5
HOUSING TRANSITION			
Members who secured housing with clubhouse assistance	10	8.1	7.75
Homeless members who secured housing with clubhouse assistance	2	1.1	1.6
Members moved from group homes to more independent housing	0	1.7	1.75
Member who were incarcerated	0	1.8	2.3
WOD			
Total Hours of Work Ordered Days Per Week	35	32.9	37.7
EMPLOYMENT			
Individual TE Positions	0	5.2	8.1
Group TE	0	1.6	4.8
Supported Employment	5	4.8	5.2
Independent Employment	9	6.6	9.9
TE EARNINGS			
Individual TE Earnings	\$0	\$16,998	\$17,218
EMPLOYMENT TRANSITION			
Moved from TE to SE and IE	0	1.5	2
Moved from SE to IE	0	1.2	0.7
EMPLOYMENT SUPPORT			
Employment Support (MRS or MCB clients/ADA)	2%	6%	3%
DAYS OPEN			
Number of days of weekends, evenings, holidays open	33	77.8	61.4
SOCIAL CONNECTEDNESS			
Volunteered independently of the clubhouse	4	6.8	8
Volunteered in clubhouse supported activities	11	13.1	9.9
Clubhouse assists members to connect with others in the community	Yes	Yes	Yes

	New Directions Clubhouse	MI Clubhouse Average	Accredited Clubhouse Average
SOCIAL SUPPORT			
Transportation	77	44.5	43
Outreach Services	34	29.7	48.2
Face-to-face Outreach	2	2.8	3.1
HEALTH AND WELLNESS INITIATIVES			
Overall Clubhouse Focus	6	4.3	3.4
Nutrition and Weight Loss	7	4.8	5.6
Exercise	2	1.5	2
Smoking Cessation	4	1.5	1.3
Total health and wellness initiatives	19	12.1	12.3

	New Horizons Clubhouse	MI Clubhouse Average	Accredited Clubhouse Average
BUDGET			
Total Annual Budget	\$420,377	\$462,382	\$531,608
Cost Per Member	\$10,509	\$8,762	\$6,036
BUDGET ALLOCATION			
Staff	75%	58%	61%
Building/Land	6%	12%	13%
Transportation	5%	7%	6%
Other	14%	17%	9%
STAFFING			
Full	5	4.6	5
Part	1	0.9	0.9
Support	0	1.4	2.1
MEMBERSHIP			
Active	40	64.6	81
Average Daily Attendance	18	28.1	32.7
EDUCATION			
Member in formal education/ADA	3%	4%	2.60%
HOUSING			
Homeless	1	2.6	4.6
In Group Homes	15	22.3	22.75
Rehospitalization	7	5	5.5
HOUSING TRANSITION			
Members who secured housing with clubhouse assistance	9	8.1	7.75
Homeless members who secured housing with clubhouse assistance	1	1.1	1.6
Members moved from group homes to more independent housing	1	1.7	1.75
Member who were incarcerated	1	1.8	2.3
WOD			
Total Hours of Work Ordered Days Per Week	35	32.9	37.7
EMPLOYMENT			
Individual TE Positions	7	5.2	8.1
Group TE	0	1.6	4.8
Supported Employment	1	4.8	5.2
Independent Employment	8	6.6	9.9
TE EARNINGS			
Individual TE Earnings	\$8,188	\$16,998	\$17,218
EMPLOYMENT TRANSITION			
Moved from TE to SE and IE	1	1.5	2
Moved from SE to IE	0	1.2	0.7
EMPLOYMENT SUPPORT			
Employment Support (MRS or MCB clients/ADA)	0%	6%	3%
DAYS OPEN			
Number of days of weekends, evenings, holidays open	50	77.8	61.4
SOCIAL CONNECTEDNESS			
Volunteered independently of the clubhouse	7	6.8	8
Volunteered in clubhouse supported activities	20	13.1	9.9
Clubhouse assists members to connect with others in the community	Yes	Yes	Yes

	New Horizons Clubhouse	MI Clubhouse Average	Accredited Clubhouse Average
SOCIAL SUPPORT			
Transportation	33	44.5	43
Outreach Services	37	29.7	48.2
Face-to-face Outreach	1	2.8	3.1
HEALTH AND WELLNESS INITIATIVES			
Overall Clubhouse Focus	6	4.3	3.4
Nutrition and Weight Loss	6	4.8	5.6
Exercise	2	1.5	2
Smoking Cessation	4	1.5	1.3
Total health and wellness initiatives	18	12.1	12.3

	New Journey Clubhouse	MI Clubhouse Average	Accredited Clubhouse Average
BUDGET			
Total Annual Budget	\$318,282	\$462,382	\$531,608
Cost Per Member	\$6,772	\$8,762	\$6,036
BUDGET ALLOCATION			
Staff	74%	58%	61%
Building/Land	18%	12%	13%
Transportation	2%	7%	6%
Other	6%	17%	9%
STAFFING			
Full	3	4.6	5
Part	0	0.9	0.9
Support	0	1.4	2.1
MEMBERSHIP			
Active	47	64.6	81
Average Daily Attendance	17	28.1	32.7
EDUCATION			
Member in formal education/ADA	4%	4%	2.60%
HOUSING			
Homeless	3	2.6	4.6
In Group Homes	7	22.3	22.75
Rehospitalization	6	5	5.5
HOUSING TRANSITION			
Members who secured housing with clubhouse assistance	12	8.1	7.75
Homeless members who secured housing with clubhouse assistance	2	1.1	1.6
Members moved from group homes to more independent housing	2	1.7	1.75
Member who were incarcerated	3	1.8	2.3
WOD			
Total Hours of Work Ordered Days Per Week	30	32.9	37.7
EMPLOYMENT			
Individual TE Positions	0	5.2	8.1
Group TE	0	1.6	4.8
Supported Employment	4	4.8	5.2
Independent Employment	9	6.6	9.9
TE EARNINGS			
Individual TE Earnings	\$0	\$16,998	\$17,218
EMPLOYMENT TRANSITION			
Moved from TE to SE and IE	0	1.5	2
Moved from SE to IE	1	1.2	0.7
EMPLOYMENT SUPPORT			
Employment Support (MRS or MCB clients/ADA)	0%	6%	3%
DAYS OPEN			
Number of days of weekends, evenings, holidays open	71	77.8	61.4
SOCIAL CONNECTEDNESS			
Volunteered independently of the clubhouse	6	6.8	8
Volunteered in clubhouse supported activities	23	13.1	9.9
Clubhouse assists members to connect with others in the community	Yes	Yes	Yes

	New Journey Clubhouse	MI Clubhouse Average	Accredited Clubhouse Average
SOCIAL SUPPORT			
Transportation	46	44.5	43
Outreach Services	8	29.7	48.2
Face-to-face Outreach	16	2.8	3.1
HEALTH AND WELLNESS INITIATIVES			
Overall Clubhouse Focus	4	4.3	3.4
Nutrition and Weight Loss	6	4.8	5.6
Exercise	2	1.5	2
Smoking Cessation	1	1.5	1.3
Total health and wellness initiatives	13	12.1	12.3

	Northern Lights Clubhouse	MI Clubhouse Average	Accredited Clubhouse Average
BUDGET			
Total Annual Budget	\$224,537	\$462,382	\$531,608
Cost Per Member	\$7,017	\$8,762	\$6,036
BUDGET ALLOCATION			
Staff	70%	58%	61%
Building/Land	12%	12%	13%
Transportation	7%	7%	6%
Other	11%	17%	9%
STAFFING			
Full	3	4.6	5
Part	0	0.9	0.9
Support	2	1.4	2.1
MEMBERSHIP			
Active	32	64.6	81
Average Daily Attendance	16	28.1	32.7
EDUCATION			
Member in formal education/ADA	3%	4%	2.60%
HOUSING			
Homeless	2	2.6	4.6
In Group Homes	4	22.3	22.75
Rehospitalization	3	5	5.5
HOUSING TRANSITION			
Members who secured housing with clubhouse assistance	6	8.1	7.75
Homeless members who secured housing with clubhouse assistance	2	1.1	1.6
Members moved from group homes to more independent housing	3	1.7	1.75
Member who were incarcerated	0	1.8	2.3
WOD			
Total Hours of Work Ordered Days Per Week	30	32.9	37.7
EMPLOYMENT			
Individual TE Positions	0	5.2	8.1
Group TE	0	1.6	4.8
Supported Employment	0	4.8	5.2
Independent Employment	2	6.6	9.9
TE EARNINGS			
Individual TE Earnings	\$0	\$16,998	\$17,218
EMPLOYMENT TRANSITION			
Moved from TE to SE and IE	NA	1.5	2
Moved from SE to IE	1	1.2	0.7
EMPLOYMENT SUPPORT			
Employment Support (MRS or MCB clients/ADA)	13%	6%	3%
DAYS OPEN			
Number of days of weekends, evenings, holidays open	161	77.8	61.4
SOCIAL CONNECTEDNESS			
Volunteered independently of the clubhouse	4	6.8	8
Volunteered in clubhouse supported activities	7	13.1	9.9
Clubhouse assists members to connect with others in the community	Yes	Yes	Yes

	Northern Lights Clubhouse	MI Clubhouse Average	Accredited Clubhouse Average
SOCIAL SUPPORT			
Transportation	20	44.5	43
Outreach Services	15	29.7	48.2
Face-to-face Outreach	0	2.8	3.1
HEALTH AND WELLNESS INITIATIVES			
Overall Clubhouse Focus	4	4.3	3.4
Nutrition and Weight Loss	5	4.8	5.6
Exercise	1	1.5	2
Smoking Cessation	1	1.5	1.3
Total health and wellness initiatives	11	12.1	12.3

	Opportunity Center	MI Clubhouse Average	Accredited Clubhouse Average
BUDGET			
Total Annual Budget	\$547,000	\$462,382	\$531,608
Cost Per Member	\$6,078	\$8,762	\$6,036
BUDGET ALLOCATION			
Staff	59%	58%	61%
Building/Land	17%	12%	13%
Transportation	7%	7%	6%
Other	17%	17%	9%
STAFFING			
Full	5	4.6	5
Part	1	0.9	0.9
Support	0	1.4	2.1
MEMBERSHIP			
Active	90	64.6	81
Average Daily Attendance	33	28.1	32.7
EDUCATION			
Member in formal education/ADA	6%	4%	2.60%
HOUSING			
Homeless	12	2.6	4.6
In Group Homes	22	22.3	22.75
Rehospitalization	11	5	5.5
HOUSING TRANSITION			
Members who secured housing with clubhouse assistance	11	8.1	7.75
Homeless members who secured housing with clubhouse assistance	5	1.1	1.6
Members moved from group homes to more independent housing	1	1.7	1.75
Member who were incarcerated	11	1.8	2.3
WOD			
Total Hours of Work Ordered Days Per Week	40	32.9	37.7
EMPLOYMENT			
Individual TE Positions	5	5.2	8.1
Group TE	0	1.6	4.8
Supported Employment	4	4.8	5.2
Independent Employment	32	6.6	9.9
TE EARNINGS			
Individual TE Earnings	\$4,727	\$16,998	\$17,218
EMPLOYMENT TRANSITION			
Moved from TE to SE and IE	1	1.5	2
Moved from SE to IE	0	1.2	0.7
EMPLOYMENT SUPPORT			
Employment Support (MRS or MCB clients/ADA)	4%	6%	3%
DAYS OPEN			
Number of days of weekends, evenings, holidays open	134	77.8	61.4
SOCIAL CONNECTEDNESS			
Volunteered independently of the clubhouse	27	6.8	8
Volunteered in clubhouse supported activities	4	13.1	9.9
Clubhouse assists members to connect with others in the community	Yes	Yes	Yes

	Opportunity Center	MI Clubhouse Average	Accredited Clubhouse Average
SOCIAL SUPPORT			
Transportation	56	44.5	43
Outreach Services	67	29.7	48.2
Face-to-face Outreach	5	2.8	3.1
HEALTH AND WELLNESS INITIATIVES			
Overall Clubhouse Focus	2	4.3	3.4
Nutrition and Weight Loss	1	4.8	5.6
Exercise	3	1.5	2
Smoking Cessation	0	1.5	1.3
Total health and wellness initiatives	6	12.1	12.3

	Our House Clubhouse	MI Clubhouse Average	Accredited Clubhouse Average
BUDGET			
Total Annual Budget	\$469,000	\$462,382	\$531,608
Cost Per Member	\$9,771	\$8,762	\$6,036
BUDGET ALLOCATION			
Staff	60%	58%	61%
Building/Land	20%	12%	13%
Transportation	9%	7%	6%
Other	11%	17%	9%
STAFFING			
Full	5	4.6	5
Part	3	0.9	0.9
Support	0	1.4	2.1
MEMBERSHIP			
Active	48	64.6	81
Average Daily Attendance	32	28.1	32.7
EDUCATION			
Member in formal education/ADA	4%	4%	2.60%
HOUSING			
Homeless	0	2.6	4.6
In Group Homes	35	22.3	22.75
Rehospitalization	1	5	5.5
HOUSING TRANSITION			
Members who secured housing with clubhouse assistance	0	8.1	7.75
Homeless members who secured housing with clubhouse assistance	0	1.1	1.6
Members moved from group homes to more independent housing	0	1.7	1.75
Member who were incarcerated	1	1.8	2.3
WOD			
Total Hours of Work Ordered Days Per Week	30	32.9	37.7
EMPLOYMENT			
Individual TE Positions	5	5.2	8.1
Group TE	0	1.6	4.8
Supported Employment	6	4.8	5.2
Independent Employment	6	6.6	9.9
TE EARNINGS			
Individual TE Earnings	NA	\$16,998	\$17,218
EMPLOYMENT TRANSITION			
Moved from TE to SE and IE	0	1.5	2
Moved from SE to IE	2	1.2	0.7
EMPLOYMENT SUPPORT			
Employment Support (MRS or MCB clients/ADA)	0%	6%	3%
DAYS OPEN			
Number of days of weekends, evenings, holidays open	208	77.8	61.4
SOCIAL CONNECTEDNESS			
Volunteered independently of the clubhouse	0	6.8	8
Volunteered in clubhouse supported activities	3	13.1	9.9
Clubhouse assists members to connect with others in the community	Yes	Yes	Yes

	Our House Clubhouse	MI Clubhouse Average	Accredited Clubhouse Average
SOCIAL SUPPORT			
Transportation	84	44.5	43
Outreach Services	0	29.7	48.2
Face-to-face Outreach	0	2.8	3.1
HEALTH AND WELLNESS INITIATIVES			
Overall Clubhouse Focus	1	4.3	3.4
Nutrition and Weight Loss	3	4.8	5.6
Exercise	1	1.5	2
Smoking Cessation	1	1.5	1.3
Total health and wellness initiatives	6	12.1	12.3

	Outlook	MI Clubhouse Average	Accredited Clubhouse Average
BUDGET			
Total Annual Budget	\$201,364	\$462,382	\$531,608
Cost Per Member	\$7,458	\$8,762	\$6,036
BUDGET ALLOCATION			
Staff	70%	58%	61%
Building/Land	0%	12%	13%
Transportation	7%	7%	6%
Other	23%	17%	9%
STAFFING			
Full	4	4.6	5
Part	0	0.9	0.9
Support	2	1.4	2.1
MEMBERSHIP			
Active	27	64.6	81
Average Daily Attendance	13	28.1	32.7
EDUCATION			
Member in formal education/ADA	0%	4%	2.60%
HOUSING			
Homeless	0	2.6	4.6
In Group Homes	2	22.3	22.75
Rehospitalization	4	5	5.5
HOUSING TRANSITION			
Members who secured housing with clubhouse assistance	37	8.1	7.75
Homeless members who secured housing with clubhouse assistance	0	1.1	1.6
Members moved from group homes to more independent housing	0	1.7	1.75
Member who were incarcerated	2	1.8	2.3
WOD			
Total Hours of Work Ordered Days Per Week	35	32.9	37.7
EMPLOYMENT			
Individual TE Positions	0	5.2	8.1
Group TE	0	1.6	4.8
Supported Employment	0	4.8	5.2
Independent Employment	6	6.6	9.9
TE EARNINGS			
Individual TE Earnings	\$0	\$16,998	\$17,218
EMPLOYMENT TRANSITION			
Moved from TE to SE and IE	0	1.5	2
Moved from SE to IE	0	1.2	0.7
EMPLOYMENT SUPPORT			
Employment Support (MRS or MCB clients/ADA)	22%	6%	3%
DAYS OPEN			
Number of days of weekends, evenings, holidays open	133	77.8	61.4
SOCIAL CONNECTEDNESS			
Volunteered independently of the clubhouse	6	6.8	8
Volunteered in clubhouse supported activities	27	13.1	9.9
Clubhouse assists members to connect with others in the community	Yes	Yes	Yes

	Outlook	MI Clubhouse Average	Accredited Clubhouse Average
SOCIAL SUPPORT			
Transportation	26	44.5	43
Outreach Services	68	29.7	48.2
Face-to-face Outreach	21	2.8	3.1
HEALTH AND WELLNESS INITIATIVES			
Overall Clubhouse Focus	5	4.3	3.4
Nutrition and Weight Loss	5	4.8	5.6
Exercise	4	1.5	2
Smoking Cessation	3	1.5	1.3
Total health and wellness initiatives	17	12.1	12.3

	Pathways Clubhouse	MI Clubhouse Average	Accredited Clubhouse Average
BUDGET			
Total Annual Budget	\$865,720	\$462,382	\$531,608
Cost Per Member	\$7,528	\$8,762	\$6,036
BUDGET ALLOCATION			
Staff	56%	58%	61%
Building/Land	0%	12%	13%
Transportation	3%	7%	6%
Other	41%	17%	9%
STAFFING			
Full	9	4.6	5
Part	0	0.9	0.9
Support	6	1.4	2.1
MEMBERSHIP			
Active	115	64.6	81
Average Daily Attendance	49	28.1	32.7
EDUCATION			
Member in formal education/ADA	1%	4%	2.60%
HOUSING			
Homeless	5	2.6	4.6
In Group Homes	19	22.3	22.75
Rehospitalization	11	5	5.5
HOUSING TRANSITION			
Members who secured housing with clubhouse assistance	1	8.1	7.75
Homeless members who secured housing with clubhouse assistance	1	1.1	1.6
Members moved from group homes to more independent housing	2	1.7	1.75
Member who were incarcerated	5	1.8	2.3
WOD			
Total Hours of Work Ordered Days Per Week	28	32.9	37.7
EMPLOYMENT			
Individual TE Positions	0	5.2	8.1
Group TE	0	1.6	4.8
Supported Employment	21	4.8	5.2
Independent Employment	4	6.6	9.9
TE EARNINGS			
Individual TE Earnings	\$0	\$16,998	\$17,218
EMPLOYMENT TRANSITION			
Moved from TE to SE and IE	0	1.5	2
Moved from SE to IE	4	1.2	0.7
EMPLOYMENT SUPPORT			
Employment Support (MRS or MCB clients/ADA)	3%	6%	3%
DAYS OPEN			
Number of days of weekends, evenings, holidays open	233	77.8	61.4
SOCIAL CONNECTEDNESS			
Volunteered independently of the clubhouse	2	6.8	8
Volunteered in clubhouse supported activities	13	13.1	9.9
Clubhouse assists members to connect with others in the community	Yes	Yes	Yes

	Pathways Clubhouse	MI Clubhouse Average	Accredited Clubhouse Average
SOCIAL SUPPORT			
Transportation	112	44.5	43
Outreach Services	70	29.7	48.2
Face-to-face Outreach	16	2.8	3.1
HEALTH AND WELLNESS INITIATIVES			
Overall Clubhouse Focus	4	4.3	3.4
Nutrition and Weight Loss	5	4.8	5.6
Exercise	1	1.5	2
Smoking Cessation	1	1.5	1.3
Total health and wellness initiatives	11	12.1	12.3

	Petoskey Club	MI Clubhouse Average	Accredited Clubhouse Average
BUDGET			
Total Annual Budget	\$547,405	\$462,382	\$531,608
Cost Per Member	\$11,172	\$8,762	\$6,036
BUDGET ALLOCATION			
Staff	63%	58%	61%
Building/Land	20%	12%	13%
Transportation	5%	7%	6%
Other	12%	17%	9%
STAFFING			
Full	4	4.6	5
Part	1	0.9	0.9
Support	4	1.4	2.1
MEMBERSHIP			
Active	49	64.6	81
Average Daily Attendance	18	28.1	32.7
EDUCATION			
Member in formal education/ADA	6%	4%	2.60%
HOUSING			
Homeless	12	2.6	4.6
In Group Homes	19	22.3	22.75
Rehospitalization	2	5	5.5
HOUSING TRANSITION			
Members who secured housing with clubhouse assistance	12	8.1	7.75
Homeless members who secured housing with clubhouse assistance	5	1.1	1.6
Members moved from group homes to more independent housing	2	1.7	1.75
Member who were incarcerated	3	1.8	2.3
WOD			
Total Hours of Work Ordered Days Per Week	35	32.9	37.7
EMPLOYMENT			
Individual TE Positions	5	5.2	8.1
Group TE	0	1.6	4.8
Supported Employment	5	4.8	5.2
Independent Employment	16	6.6	9.9
TE EARNINGS			
Individual TE Earnings	\$11,249	\$16,998	\$17,218
EMPLOYMENT TRANSITION			
Moved from TE to SE and IE	2	1.5	2
Moved from SE to IE	1	1.2	0.7
EMPLOYMENT SUPPORT			
Employment Support (MRS or MCB clients/ADA)	0%	6%	3%
DAYS OPEN			
Number of days of weekends, evenings, holidays open	93	77.8	61.4
SOCIAL CONNECTEDNESS			
Volunteered independently of the clubhouse	2	6.8	8
Volunteered in clubhouse supported activities	11	13.1	9.9
Clubhouse assists members to connect with others in the community	Yes	Yes	Yes

	Petoskey Club	MI Clubhouse Average	Accredited Clubhouse Average
SOCIAL SUPPORT			
Transportation	35	44.5	43
Outreach Services	60	29.7	48.2
Face-to-face Outreach	2	2.8	3.1
HEALTH AND WELLNESS INITIATIVES			
Overall Clubhouse Focus	NR	4.3	3.4
Nutrition and Weight Loss	NR	4.8	5.6
Exercise	NR	1.5	2
Smoking Cessation	NR	1.5	1.3
Total health and wellness initiatives	NR	12.1	12.3

	Phoenix Friendship House	MI Clubhouse Average	Accredited Clubhouse Average
BUDGET			
Total Annual Budget	\$200,000	\$462,382	\$531,608
Cost Per Member	\$2,632	\$8,762	\$6,036
BUDGET ALLOCATION			
Staff	75%	58%	61%
Building/Land	NR	12%	13%
Transportation	NR	7%	6%
Other	NR	17%	9%
STAFFING			
Full	4	4.6	5
Part	0	0.9	0.9
Support	0	1.4	2.1
MEMBERSHIP			
Active	76	64.6	81
Average Daily Attendance	31	28.1	32.7
EDUCATION			
Member in formal education/ADA	18%	4%	2.60%
HOUSING			
Homeless	4	2.6	4.6
In Group Homes	45	22.3	22.75
Rehospitalization	7	5	5.5
HOUSING TRANSITION			
Members who secured housing with clubhouse assistance	8	8.1	7.75
Homeless members who secured housing with clubhouse assistance	4	1.1	1.6
Members moved from group homes to more independent housing	4	1.7	1.75
Member who were incarcerated	4	1.8	2.3
WOD			
Total Hours of Work Ordered Days Per Week	35	32.9	37.7
EMPLOYMENT			
Individual TE Positions	2	5.2	8.1
Group TE	2	1.6	4.8
Supported Employment	14	4.8	5.2
Independent Employment	8	6.6	9.9
TE EARNINGS			
Individual TE Earnings	\$139,318	\$16,998	\$17,218
EMPLOYMENT TRANSITION			
Moved from TE to SE and IE	1	1.5	2
Moved from SE to IE	1	1.2	0.7
EMPLOYMENT SUPPORT			
Employment Support (MRS or MCB clients/ADA)	7%	6%	3%
DAYS OPEN			
Number of days of weekends, evenings, holidays open	163	77.8	61.4
SOCIAL CONNECTEDNESS			
Volunteered independently of the clubhouse	5	6.8	8
Volunteered in clubhouse supported activities	30	13.1	9.9
Clubhouse assists members to connect with others in the community	Yes	Yes	Yes

	Phoenix Friendship House	MI Clubhouse Average	Accredited Clubhouse Average
SOCIAL SUPPORT			
Transportation	20	44.5	43
Outreach Services	163	29.7	48.2
Face-to-face Outreach	3	2.8	3.1
HEALTH AND WELLNESS INITIATIVES			
Overall Clubhouse Focus	3	4.3	3.4
Nutrition and Weight Loss	3	4.8	5.6
Exercise	2	1.5	2
Smoking Cessation	2	1.5	1.3
Total health and wellness initiatives	10	12.1	12.3

	Rainbow Connection	MI Clubhouse Average	Accredited Clubhouse Average
BUDGET			
Total Annual Budget	\$836,856	\$462,382	\$531,608
Cost Per Member	\$7,153	\$8,762	\$6,036
BUDGET ALLOCATION			
Staff	60%	58%	61%
Building/Land	10%	12%	13%
Transportation	10%	7%	6%
Other	20%	17%	9%
STAFFING			
Full	7	4.6	5
Part	0	0.9	0.9
Support	2	1.4	2.1
MEMBERSHIP			
Active	117	64.6	81
Average Daily Attendance	51	28.1	32.7
EDUCATION			
Member in formal education/ADA	6%	4%	2.60%
HOUSING			
Homeless	2	2.6	4.6
In Group Homes	6	22.3	22.75
Rehospitalization	14	5	5.5
HOUSING TRANSITION			
Members who secured housing with clubhouse assistance	11	8.1	7.75
Homeless members who secured housing with clubhouse assistance	1	1.1	1.6
Members moved from group homes to more independent housing	2	1.7	1.75
Member who were incarcerated	3	1.8	2.3
WOD			
Total Hours of Work Ordered Days Per Week	25	32.9	37.7
EMPLOYMENT			
Individual TE Positions	13	5.2	8.1
Group TE	14	1.6	4.8
Supported Employment	0	4.8	5.2
Independent Employment	36	6.6	9.9
TE EARNINGS			
Individual TE Earnings	\$40,000	\$16,998	\$17,218
EMPLOYMENT TRANSITION			
Moved from TE to SE and IE	4	1.5	2
Moved from SE to IE	0	1.2	0.7
EMPLOYMENT SUPPORT			
Employment Support (MRS or MCB clients/ADA)	3%	6%	3%
DAYS OPEN			
Number of days of weekends, evenings, holidays open	58	77.8	61.4
SOCIAL CONNECTEDNESS			
Volunteered independently of the clubhouse	12	6.8	8
Volunteered in clubhouse supported activities	6	13.1	9.9
Clubhouse assists members to connect with others in the community	Yes	Yes	Yes

	Rainbow Connection	MI Clubhouse Average	Accredited Clubhouse Average
SOCIAL SUPPORT			
Transportation	96	44.5	43
Outreach Services	18	29.7	48.2
Face-to-face Outreach	2	2.8	3.1
HEALTH AND WELLNESS INITIATIVES			
Overall Clubhouse Focus	6	4.3	3.4
Nutrition and Weight Loss	6	4.8	5.6
Exercise	3	1.5	2
Smoking Cessation	2	1.5	1.3
Total health and wellness initiatives	17	12.1	12.3

	Sheldon House	MI Clubhouse Average	Accredited Clubhouse Average
BUDGET			
Total Annual Budget	\$555,000	\$462,382	\$531,608
Cost Per Member	\$6,167	\$8,762	\$6,036
BUDGET ALLOCATION			
Staff	58%	58%	61%
Building/Land	25%	12%	13%
Transportation	6%	7%	6%
Other	11%	17%	9%
STAFFING			
Full	6	4.6	5
Part	1	0.9	0.9
Support	0	1.4	2.1
MEMBERSHIP			
Active	90	64.6	81
Average Daily Attendance	40	28.1	32.7
EDUCATION			
Member in formal education/ADA	1%	4%	2.60%
HOUSING			
Homeless	8	2.6	4.6
In Group Homes	52	22.3	22.75
Rehospitalization	6	5	5.5
HOUSING TRANSITION			
Members who secured housing with clubhouse assistance	2	8.1	7.75
Homeless members who secured housing with clubhouse assistance	2	1.1	1.6
Members moved from group homes to more independent housing	1	1.7	1.75
Member who were incarcerated	6	1.8	2.3
WOD			
Total Hours of Work Ordered Days Per Week	35	32.9	37.7
EMPLOYMENT			
Individual TE Positions	8	5.2	8.1
Group TE	0	1.6	4.8
Supported Employment	9	4.8	5.2
Independent Employment	17	6.6	9.9
TE EARNINGS			
Individual TE Earnings	\$20,041	\$16,998	\$17,218
EMPLOYMENT TRANSITION			
Moved from TE to SE and IE	1	1.5	2
Moved from SE to IE	1	1.2	0.7
EMPLOYMENT SUPPORT			
Employment Support (MRS or MCB clients/ADA)	0%	6%	3%
DAYS OPEN			
Number of days of weekends, evenings, holidays open	114	77.8	61.4
SOCIAL CONNECTEDNESS			
Volunteered independently of the clubhouse	2	6.8	8
Volunteered in clubhouse supported activities	0	13.1	9.9
Clubhouse assists members to connect with others in the community	Yes	Yes	Yes

	Sheldon House	MI Clubhouse Average	Accredited Clubhouse Average
SOCIAL SUPPORT			
Transportation	44	44.5	43
Outreach Services	44	29.7	48.2
Face-to-face Outreach	2	2.8	3.1
HEALTH AND WELLNESS INITIATIVES			
Overall Clubhouse Focus	4	4.3	3.4
Nutrition and Weight Loss	6	4.8	5.6
Exercise	3	1.5	2
Smoking Cessation	1	1.5	1.3
Total health and wellness initiatives	14	12.1	12.3

	The Gathering Place Clubhouse	MI Clubhouse Average	Accredited Clubhouse Average
BUDGET			
Total Annual Budget	\$960,701	\$462,382	\$531,608
Cost Per Member	\$7,685	\$8,762	\$6,036
BUDGET ALLOCATION			
Staff	66%	58%	61%
Building/Land	18%	12%	13%
Transportation	12%	7%	6%
Other	4%	17%	9%
STAFFING			
Full	7	4.6	5
Part	2	0.9	0.9
Support	8	1.4	2.1
MEMBERSHIP			
Active	125	64.6	81
Average Daily Attendance	63	28.1	32.7
EDUCATION			
Member in formal education/ADA	3%	4%	2.60%
HOUSING			
Homeless	1	2.6	4.6
In Group Homes	28	22.3	22.75
Rehospitalization	4	5	5.5
HOUSING TRANSITION			
Members who secured housing with clubhouse assistance	21	8.1	7.75
Homeless members who secured housing with clubhouse assistance	1	1.1	1.6
Members moved from group homes to more independent housing	3	1.7	1.75
Member who were incarcerated	0	1.8	2.3
WOD			
Total Hours of Work Ordered Days Per Week	40	32.9	37.7
EMPLOYMENT			
Individual TE Positions	22	5.2	8.1
Group TE	17	1.6	4.8
Supported Employment	9	4.8	5.2
Independent Employment	9	6.6	9.9
TE EARNINGS			
Individual TE Earnings	\$35,797	\$16,998	\$17,218
EMPLOYMENT TRANSITION			
Moved from TE to SE and IE	6	1.5	2
Moved from SE to IE	3	1.2	0.7
EMPLOYMENT SUPPORT			
Employment Support (MRS or MCB clients/ADA)	7%	6%	3%
DAYS OPEN			
Number of days of weekends, evenings, holidays open	68	77.8	61.4
SOCIAL CONNECTEDNESS			
Volunteered independently of the clubhouse	5	6.8	8
Volunteered in clubhouse supported activities	1	13.1	9.9
Clubhouse assists members to connect with others in the community	Yes	Yes	Yes

	The Gathering Place Clubhouse	MI Clubhouse Average	Accredited Clubhouse Average
SOCIAL SUPPORT			
Transportation	120	44.5	43
Outreach Services	48	29.7	48.2
Face-to-face Outreach	3	2.8	3.1
HEALTH AND WELLNESS INITIATIVES			
Overall Clubhouse Focus	7	4.3	3.4
Nutrition and Weight Loss	6	4.8	5.6
Exercise	5	1.5	2
Smoking Cessation	1	1.5	1.3
Total health and wellness initiatives	19	12.1	12.3

	The Summit Clubhouse	MI Clubhouse Average	Accredited Clubhouse Average
BUDGET			
Total Annual Budget	\$324,569	\$462,382	\$531,608
Cost Per Member	\$9,273	\$8,762	\$6,036
BUDGET ALLOCATION			
Staff	72%	58%	61%
Building/Land	18%	12%	13%
Transportation	2%	7%	6%
Other	8%	17%	9%
STAFFING			
Full	3	4.6	5
Part	0	0.9	0.9
Support	0	1.4	2.1
MEMBERSHIP			
Active	35	64.6	81
Average Daily Attendance	12	28.1	32.7
EDUCATION			
Member in formal education/ADA	3%	4%	2.60%
HOUSING			
Homeless	2	2.6	4.6
In Group Homes	12	22.3	22.75
Rehospitalization	4	5	5.5
HOUSING TRANSITION			
Members who secured housing with clubhouse assistance	6	8.1	7.75
Homeless members who secured housing with clubhouse assistance	0	1.1	1.6
Members moved from group homes to more independent housing	1	1.7	1.75
Member who were incarcerated	3	1.8	2.3
WOD			
Total Hours of Work Ordered Days Per Week	30	32.9	37.7
EMPLOYMENT			
Individual TE Positions	2	5.2	8.1
Group TE	0	1.6	4.8
Supported Employment	2	4.8	5.2
Independent Employment	5	6.6	9.9
TE EARNINGS			
Individual TE Earnings	\$2,250	\$16,998	\$17,218
EMPLOYMENT TRANSITION			
Moved from TE to SE and IE	0	1.5	2
Moved from SE to IE	0	1.2	0.7
EMPLOYMENT SUPPORT			
Employment Support (MRS or MCB clients/ADA)	6%	6%	3%
DAYS OPEN			
Number of days of weekends, evenings, holidays open	72	77.8	61.4
SOCIAL CONNECTEDNESS			
Volunteered independently of the clubhouse	3	6.8	8
Volunteered in clubhouse supported activities	0	13.1	9.9
Clubhouse assists members to connect with others in the community	Yes	Yes	Yes

	The Summit Clubhouse	MI Clubhouse Average	Accredited Clubhouse Average
SOCIAL SUPPORT			
Transportation	35	44.5	43
Outreach Services	12	29.7	48.2
Face-to-face Outreach	6	2.8	3.1
HEALTH AND WELLNESS INITIATIVES			
Overall Clubhouse Focus	3	4.3	3.4
Nutrition and Weight Loss	5	4.8	5.6
Exercise	2	1.5	2
Smoking Cessation	1	1.5	1.3
Total health and wellness initiatives	11	12.1	12.3

	Traverse House	MI Clubhouse Average	Accredited Clubhouse Average
BUDGET			
Total Annual Budget	\$304,673	\$462,382	\$531,608
Cost Per Member	\$4,616	\$8,762	\$6,036
BUDGET ALLOCATION			
Staff	73%	58%	61%
Building/Land	6%	12%	13%
Transportation	9%	7%	6%
Other	12%	17%	9%
STAFFING			
Full	4	4.6	5
Part	0	0.9	0.9
Support	0	1.4	2.1
MEMBERSHIP			
Active	66	64.6	81
Average Daily Attendance	21	28.1	32.7
EDUCATION			
Member in formal education/ADA	0%	4%	2.60%
HOUSING			
Homeless	5	2.6	4.6
In Group Homes	23	22.3	22.75
Rehospitalization	5	5	5.5
HOUSING TRANSITION			
Members who secured housing with clubhouse assistance	5	8.1	7.75
Homeless members who secured housing with clubhouse assistance	5	1.1	1.6
Members moved from group homes to more independent housing	0	1.7	1.75
Member who were incarcerated	5	1.8	2.3
WOD			
Total Hours of Work Ordered Days Per Week	40	32.9	37.7
EMPLOYMENT			
Individual TE Positions	15	5.2	8.1
Group TE	17	1.6	4.8
Supported Employment	1	4.8	5.2
Independent Employment	3	6.6	9.9
TE EARNINGS			
Individual TE Earnings	\$12,392	\$16,998	\$17,218
EMPLOYMENT TRANSITION			
Moved from TE to SE and IE	2	1.5	2
Moved from SE to IE	0	1.2	0.7
EMPLOYMENT SUPPORT			
Employment Support (MRS or MCB clients/ADA)	3%	6%	3%
DAYS OPEN			
Number of days of weekends, evenings, holidays open	39	77.8	61.4
SOCIAL CONNECTEDNESS			
Volunteered independently of the clubhouse	4	6.8	8
Volunteered in clubhouse supported activities	12	13.1	9.9
Clubhouse assists members to connect with others in the community	Yes	Yes	Yes

	Traverse House	MI Clubhouse Average	Accredited Clubhouse Average
SOCIAL SUPPORT			
Transportation	38	44.5	43
Outreach Services	45	29.7	48.2
Face-to-face Outreach	0	2.8	3.1
HEALTH AND WELLNESS INITIATIVES			
Overall Clubhouse Focus	4	4.3	3.4
Nutrition and Weight Loss	4	4.8	5.6
Exercise	3	1.5	2
Smoking Cessation	2	1.5	1.3
Total health and wellness initiatives	13	12.1	12.3

	Visions Clubhouse	MI Clubhouse Average	Accredited Clubhouse Average
BUDGET			
Total Annual Budget	\$607,265	\$462,382	\$531,608
Cost Per Member	\$4,022	\$8,762	\$6,036
BUDGET ALLOCATION			
Staff	62%	58%	61%
Building/Land	8%	12%	13%
Transportation	6%	7%	6%
Other	24%	Vis	9%
STAFFING			
Full	6	4.6	5
Part	0	0.9	0.9
Support	2	1.4	2.1
MEMBERSHIP			
Active	151	64.6	81
Average Daily Attendance	55	28.1	32.7
EDUCATION			
Member in formal education/ADA	5%	4%	2.60%
HOUSING			
Homeless	8	2.6	4.6
In Group Homes	40	22.3	22.75
Rehospitalization	15	5	5.5
HOUSING TRANSITION			
Members who secured housing with clubhouse assistance	11	8.1	7.75
Homeless members who secured housing with clubhouse assistance	4	1.1	1.6
Members moved from group homes to more independent housing	0	1.7	1.75
Member who were incarcerated	1	1.8	2.3
WOD			
Total Hours of Work Ordered Days Per Week	25	32.9	37.7
EMPLOYMENT			
Individual TE Positions	16	5.2	8.1
Group TE	0	1.6	4.8
Supported Employment	12	4.8	5.2
Independent Employment	6	6.6	9.9
TE EARNINGS			
Individual TE Earnings	\$45,730	\$16,998	\$17,218
EMPLOYMENT TRANSITION			
Moved from TE to SE and IE	9	1.5	2
Moved from SE to IE	10	1.2	0.7
EMPLOYMENT SUPPORT			
Employment Support (MRS or MCB clients/ADA)	2%	6%	3%
DAYS OPEN			
Number of days of weekends, evenings, holidays open	59	77.8	61.4
SOCIAL CONNECTEDNESS			
Volunteered independently of the clubhouse	6	6.8	8
Volunteered in clubhouse supported activities	10	13.1	9.9
Clubhouse assists members to connect with others in the community	Yes	Yes	Yes

	Visions Clubhouse	MI Clubhouse Average	Accredited Clubhouse Average
SOCIAL SUPPORT			
Transportation	80	44.5	43
Outreach Services	23	29.7	48.2
Face-to-face Outreach	0	2.8	3.1
HEALTH AND WELLNESS INITIATIVES			
Overall Clubhouse Focus	5	4.3	3.4
Nutrition and Weight Loss	4	4.8	5.6
Exercise	2	1.5	2
Smoking Cessation	2	1.5	1.3
Total health and wellness initiatives	13	12.1	12.3