



Aging & Adult Services Agency

Fiscal Year 2019

**Presentation to Appropriations Subcommittee
on Health & Human Services**

Richard Kline, Senior Deputy Director, Aging & Adult Services Agency
Farah A. Hanley, Senior Deputy Director, Financial Operations Administration



Aging & Adult Services Agency

Vision

For Michigan residents to live well as they age.

Mission

The Aging & Adult Services Agency provides statewide leadership, direction, and resources to support Michigan's aging, adult services, and disability networks, with the aim of helping residents live with dignity and purpose.

Aging Network

16 area agencies on aging and 1,000+ service providing agencies

Services

In-home, nutrition, older volunteers, respite and adult day, legal help, disease prevention, information & assistance, outreach, etc.

Goals

- Advocate for, inform, and empower those we serve.
- Help older adults maintain their health and independence at home and in their community.
- Promote elder and vulnerable adult rights and justice.
- Conduct responsible quality management and coordination of Michigan's aging network.



Service Highlights*

Health & Nutrition

- 10.4 million meals served to 105,190 older adults
- 8.1 million meals home-delivered; 2.3 million congregate
- Senior Project FRESH served 19,275 participants
- 8,468 older adults participated in volunteer programs
- A total of 3,333 older adults participated in a chronic disease self-management workshop

Choice & Access

- 7,574 caregivers received 996,859 hours of service and 197,972 home-delivered meals were served (as a part of respite care)
- 114,368 older adults received a wide variety of community-based services (e.g. elder abuse prevention, disease prevention, legal assistance, home repair, etc.)

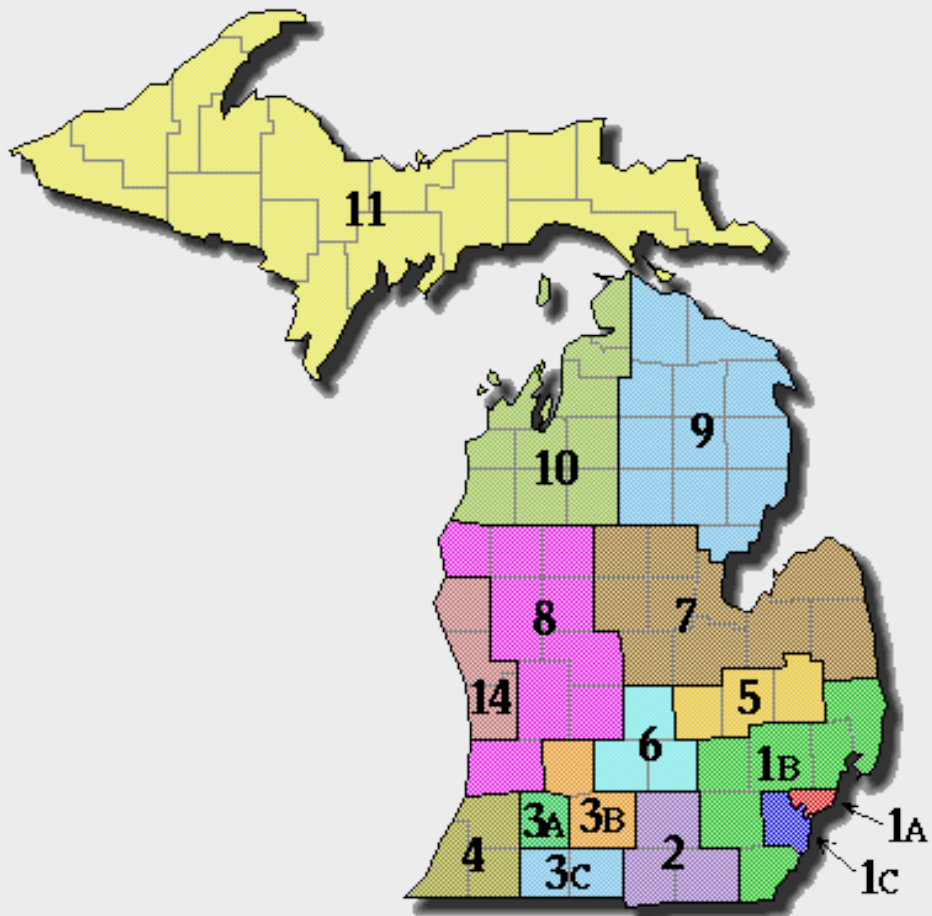
Elder Rights & Quality of Life

- 25,912 hours of legal services were provided to 8,882 older adults
- 84,644 Medicare beneficiaries received health benefits counseling through the Michigan Medicare/Medicaid Assistance Program
- State Long-Term Care Ombudsman responded to 3,280 complaints
- 367 low-income older adults participated in the Senior Community Service Employment Program

**Fiscal Year 2017*



Area Agencies on Aging



- 1A: Detroit AAA
- 1B: AAA-1B
- 1C: The Senior Alliance
- 2: Region 2 AAA
- 3A: 3A AAA
- 3B: 3B AAA
- 3C: Branch-St. Joseph AAA
- 4: Region IV AAA
- 5: Valley AAA
- 6: Tri-County AAA
- 7: Region VII AAA
- 8: AAA of Western MI
- 9: Region IX AAA
- 10: AAA of Northwest MI
- 11: UPCAP
- 14: Senior Resources



Michigan's Aging Population

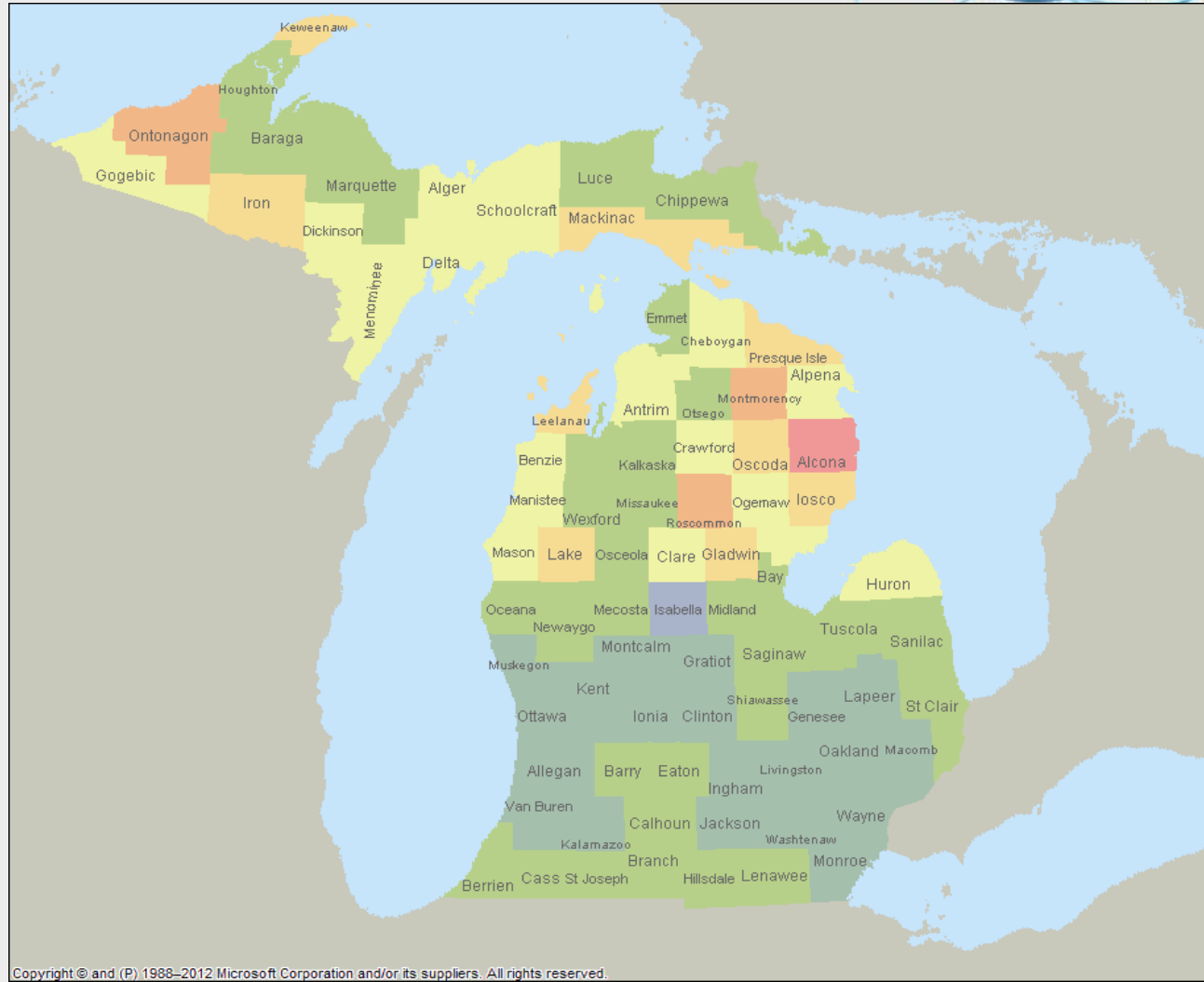

Increase in number of older adults

- Currently, **2.2 million** older adults age 60+ in Michigan (22% of population); 300,000+ more seniors since 2010.
- 85+ age group is the fastest growing; this age group will **more than double by 2030**

Demographics*

- Majority of this age cohort is women (**54%**)
- More than **25%** of this age cohort is in the labor force
- More than **360,000** of adults 60+ are veterans
- More than **85,000** grandparents age 60+ live in households with their own grandchildren under the age of 18

Michigan's 60+ Population





Profiles of Individuals Served

In-Home Services:

22,261 older adults were supported by 880,342 hours/units of care management, case coordination, chore, homemaker, home health aide, and personal care.

Home Delivered Meals:

52,531 home delivered meal participants received 8,134,095 meals.

Home-Delivered Meal Participant Characteristics	In-Home Services Participant Characteristics
64% were age 75 years or older	69% were age 75 years or older
63% were female	70% were female
52% lived alone	56% lived alone
36% resided in rural areas	52% resided in rural areas
40% were low-income	31% were low-income
19% were minority by race and/or ethnicity	14% were minority by race and/or ethnicity



Ensuring Quality and Effectiveness

Operating Standards for Services

AASA provides operating standards for service programs to the 16 area agencies on aging and it monitors each agency on an ongoing basis to ensure they are functioning effectively and delivering quality services in the community.

Service Plans

Each area agency on aging is required to develop an area service plan and those plans are reviewed and approved by the governor-appointed Michigan Commission on Services to the Aging each year.

Client Satisfaction and Complaint Resolution

Each area agency on aging is required to have a complaint resolution and appeal procedure in place for services and they are required to have procedures in place to properly evaluate the quality of the services being provided. This may include, but is not limited to, client satisfaction surveys, client interviews, etc. In FY 2017 the network had **five (5)** service complaints and all were resolved.

Program and Service Report

Each year we publish a program and service report that details the profile of those the network served, details on the cost of services, our service levels, etc. We also have a number of special reports in this document as it relates to waiting lists, etc.



5 year history of major line item appropriations *(in millions)*

Appropriation	FY 2015 Expenditures	FY 2016 Expenditures	FY 2017 Expenditures	FY 2018 Enacted	FY 2019 Executive Recommendation
Community Services	\$36.4	\$36.0	\$39.3	\$43.7	\$43.6
Nutrition Services	\$38.6	\$39.8	\$38.3	\$42.2	\$42.2
Senior Volunteer Service Programs	\$4.5	\$4.5	\$4.4	\$4.4	\$4.4
Employment Assistance	\$2.9	\$2.8	\$2.7	\$3.5	\$3.5
Respite Care Program	\$6.8	\$6.6	\$5.8	\$6.5	\$6.5



MDHHS Contact Info and Useful Links

Legislative Liaison: Karla Ruest

Phone: (517) 373-1629

Website: <http://www.michigan.gov/mdhhs>