

Flint Waiver Progress Report

Wednesday, April 30, 2025

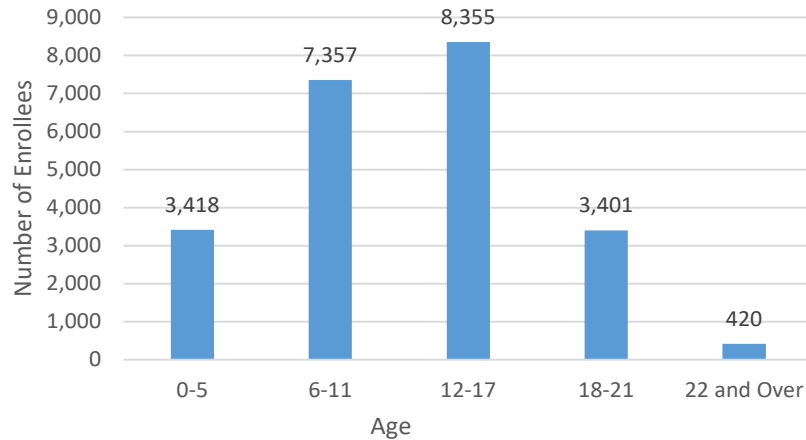
TOTAL ENROLLEES: 23,018

Enrollment Breakdown

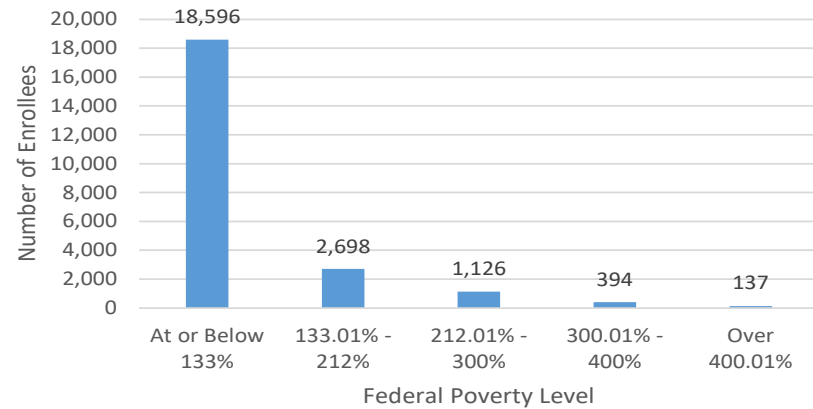
Gender		Pregnant Women and Under 21	
Male	11,478	Pregnant Women	83
Female	11,473	Under 21	22,868

Existing and New Enrollees		Type of Coverage	
Existing*	16,584	Full Coverage	22,900
New	6,367	Limited Coverage	36
<i>*Existing refers to people already enrolled as of 5/9/2016.</i>		Spenddown	15

Number of Enrollees by Age



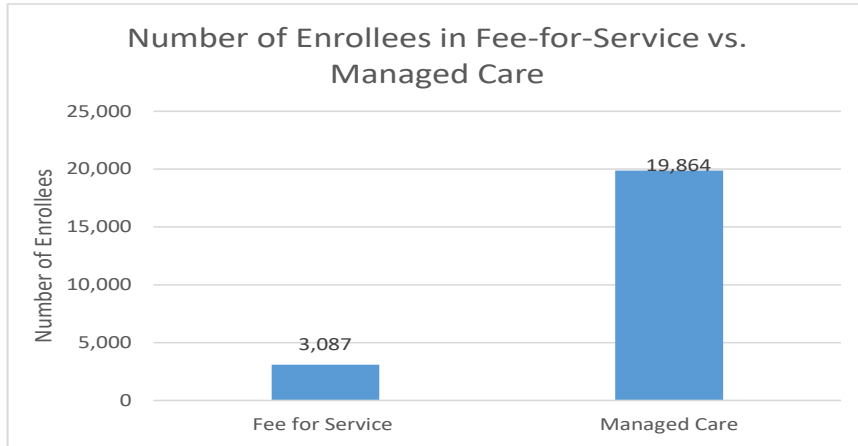
Number of Enrollees by Federal Poverty Level



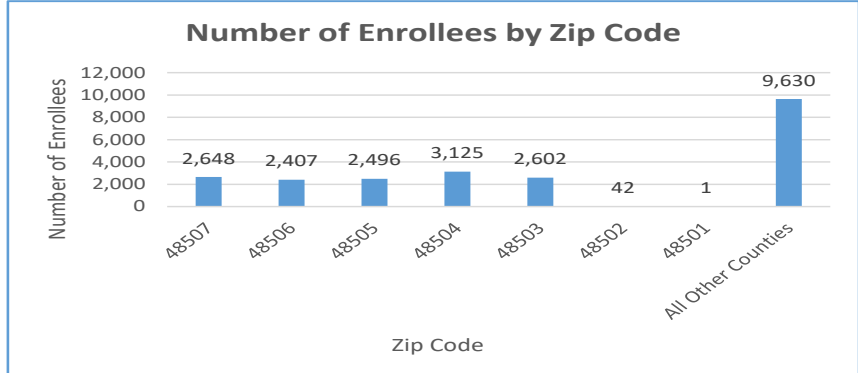
Flint Waiver Progress Report

Wednesday, April 30, 2025

Health Plan Enrollment



Provider Name	COUNT	Member ID	Percent of Total Enrollment
Aetna Better Health of Michigan	31		0.2%
BLUE CROSS COMPLETE	3,383		17.0%
HAP CareSource	517		2.6%
MCLAREN HEALTH PLAN	4,814		24.2%
MERIDIAN HEALTH PLAN OF MICHIGAN	3,777		19.0%
MOLINA HEALTHCARE OF MICHIGAN	5,811		29.3%
PRIORITY HLTH GOV PROGRAMS INC	127		0.6%
UnitedHealthcare Community Plan	1,381		7.0%
UPPER PENINSULA HLTH PLAN INC	23		0.1%
	19,864		100.0%



Application Data	
Total Applications	38,080
Applicant Data	
Applicants approved non Flint MA Category	16,703
Applicants approved MAGI Flint Category	16,851
Applicants approved non-MAGI Flint Category	7,130
Applicants denied	188,591
Applicants pending:	3
Total Applicants	229,278

Application and Applicant Data (since 5/9/16)

Application data is a running total and will not match enrollment data referenced on page 1 due to data system variances and normal monthly enrollment changes.