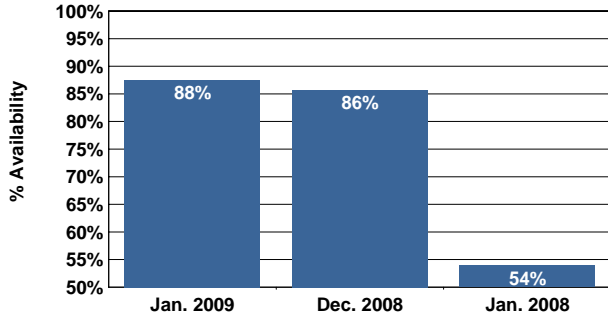
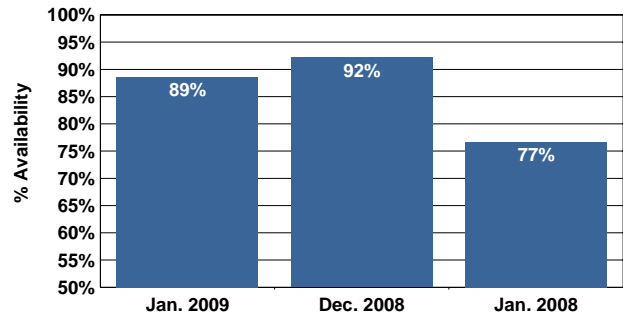


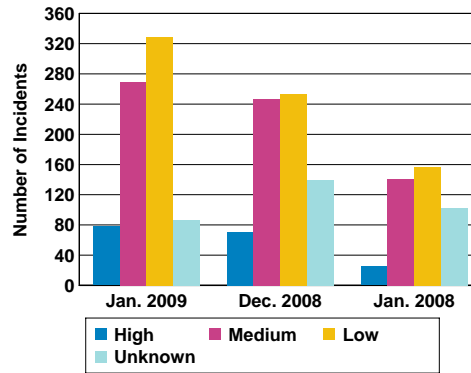
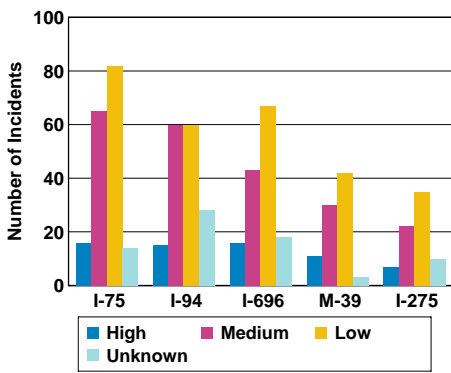
DMS Availability



CCTV Camera Availability

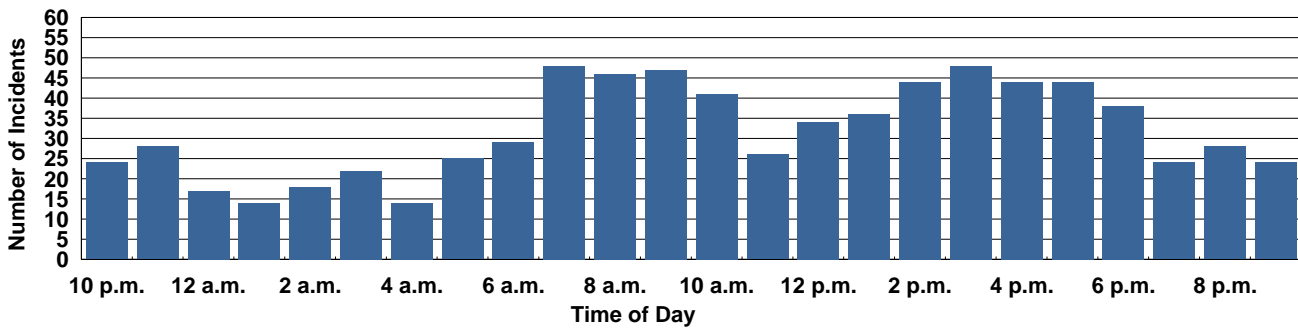


Total Incident Severity/Duration by Month

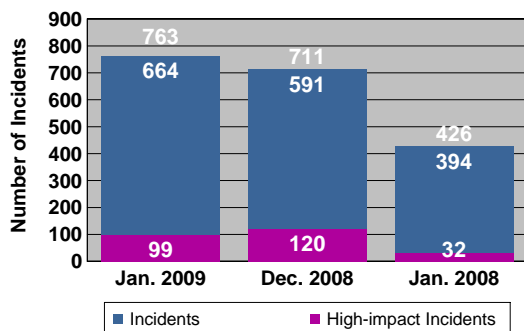


- Single-lane closures equal to 90+ minutes, partial closures (more than one lane, but not all) equal to 45+ minutes, or total closures (all lanes) 20+ minutes
- Shoulder closures equal to 90+ minutes, single-lane closures between 20 and 89 minutes, partial closures (more than one lane, but not all) between 20 and 44 minutes, and total closures (all lanes) less than 20 minutes
- Shoulder closures less than 90 minutes, single-lane closures or partial closures (more than one lane, but not all) less than 20 minutes
- The duration and/or severity is unknown

Total Incidents per Hour



Total Number of Incidents



High-Impact Incident Activity

	Jan. 2009	Dec. 2008	Jan. 2008
Freeway Closures	39	35	13
All Lanes Closed			
Lane Closures	46	63	14
Only One Lane Open			
Ramp Closures	14	22	5
Freeway to Freeway			
Total	99	120	32

High-impact incidents account for **13%** of the total incidents in January.

