

Student Scholarships and Grants (SSG)



Student Scholarships and Grants

2012-13 Annual Report

Michigan Department of Treasury
Bureau of State and Authority Finance

Pursuant to PA 203 of 2010, Sec.315,

“By February 15 of each year, the department of treasury shall submit a report to the state budget director, the house and senate appropriations subcommittees on higher education, and the house and senate fiscal agencies for the preceding fiscal year on all student financial aid programs for which funds are appropriated in part 1.”

Since all of the student financial aid programs for which funds were appropriated are administered by the Department of Treasury, Student Scholarships and Grants, this report will be referred to as the Student Scholarships and Grants Annual Report.

Find us online at [www.michigan.gov/SSG/AboutUs/Annual Reports](http://www.michigan.gov/SSG/AboutUs/Annual%20Reports).

Student Scholarships and Grants

2013 Student Financial Aid Reports

<u>Report</u>	<u>Page</u>
Fund Distribution by Award Type	1
Michigan Competitive Scholarship (MCS) and Michigan Tuition Grant (MTG) Cumulative Program Performance.....	2
Michigan Competitive Scholarship (MCS) and Michigan Tuition Grant (MTG) by Number of Students Served.....	3
Michigan Competitive Scholarship (MCS) and Michigan Tuition Grant (MTG) Recipients by Characteristics.....	4
Michigan Competitive Scholarship (MCS) and Michigan Tuition Grant (MTG) Recipients by Family Income and Prior Year Comparison	5
Combined Michigan Competitive Scholarship (MCS) and Michigan Tuition Grant (MTG) Recipients and Non-recipients by Gross Income.....	6
Michigan Competitive Scholarship (MCS) Freshman Awards by Fiscal Year	7
Michigan Competitive Scholarship (MCS) and Michigan Tuition Grant (MTG) by College Sector....	8-9
Michigan Competitive Scholarship (MCS) and Michigan Tuition Grant (MTG) by Institution.....	10-11
Merit Payments to 4-Year Michigan Institutions.....	12
Children of Veterans Tuition Grant Program (CVTG)	13-15
Police Officer's and Firefighter's Survivor's Tuition Grant (STG) Waiver	16
Tuition Incentive Program (TIP)	17-21
GEAR UP Michigan! Scholarship (GEAR UP 1)	22-23
GEAR UP College Day Scholarship (GEAR UP 2)	24-25

STUDENT SCHOLARSHIPS AND GRANTS

ANNUAL REPORT 2013

Fund Distribution by Award Type*

Program	Volume	Amount
Children of Veterans Tuition Grant	414	967,853
GEAR UP Michigan! Scholarship	134	446,810
GEAR UP College Day	271	1,327,171
Michigan Competitive Scholarship*	33,891	17,790,631
Michigan Merit Award	4	5,438
Michigan Tuition Grant*	22,226	30,897,053
Police Officer's and Firefighter's Tuition Waiver	12	103,974
Tuition Incentive Program	18,166	43,013,226
TOTAL	75,118	\$94,552,156

*Totals for MCS/MTG are noted as Award Type in the above chart. Other sections of the report show distribution by Fund Source. See the chart below.

Award Type versus Fund Source
By Student

Number of Awards by Type of Award	Michigan Competitive Scholarship	Michigan Tuition Grant
	39,897	16,220
Number Receiving Supplement	-6,006	+6006
Number Receiving by Fund Source	33,891	22,226

Michigan Competitive Scholarship (MCS)

Program provides renewable scholarships for students enrolled in approved degree-granting Michigan colleges and universities based on academic merit (ACT exam) and financial need. The maximum award is to be determined annually by the Department of Treasury.

Legal Citation
Public Act 208 If 1964

Michigan Tuition Grant (MTG)

Program provides grant assistance to needy students attending Michigan non-profit, independent colleges and universities. The maximum award is to be determined annually by the Department of Treasury.

Legal Citation
Public Act 313 of 1966

Student Scholarships and Grants

Michigan Competitive Scholarship (MCS) and Michigan Tuition Grant (MTG) Cumulative Program Performance

<i>Program</i>	<i>Initial Year</i>	<i>Awards</i>	<i>Amount</i>	<i>Average Award</i>	<i>Eligibility Requirements</i>
Michigan Competitive Scholarship	1964	1,078,433	\$1,120,604,907	\$1,039	ACT score and financial need
Michigan Tuition Grant	1966	965,885	\$1,400,572,589	\$1,450	Financial need
Total		2,044,318	2,521,177,496		

Footnote

In this table, the total dollar amount for MCS includes supplemental funds from the MTG Program for MCS students attending independent institutions.

Student Scholarships and Grants
Michigan Competitive Scholarship (MCS) and Michigan Tuition Grant (MTG) by
Number of Students Served

<i>Fiscal Year</i>	<i>MCS</i>	<i>MTG</i>
2012-13	33,891	22,226
2011-12	34,413	21,827
2010-11	34,943	22,269
2009-10	32,220	23,520
2008-09	28,832	35,660
2007-08	27,885	35,518
2006-07	27,802	34,141
2005-06	26,434	35,942
2004-05	28,580	37,958
2003-04	29,485	37,045
2002-03	29,512	36,961
2001-02	28,276	32,844
2000-01	29,612	30,544
1999-00	28,463	28,441
1998-99	29,217	30,456
1997-98	30,100	30,026
1996-97	28,829	31,459
1995-96	28,217	30,583
1994-95	26,596	31,704
1993-94	26,986	31,660
1992-93	25,764	30,939
1991-92	25,487	28,019
1990-91	24,279	26,872
1989-90	25,126	24,331
1988-89	23,999	22,356
1987-88	24,083	19,649
1986-87	23,133	18,174
1985-86	22,193	17,671
1984-85	20,104	15,287
1983-84	18,199	13,717
1982-83	18,046	13,436
1981-82	19,066	12,706
1980-81	21,520	11,748
1979-80	18,196	13,811
1978-79	17,659	13,496
1977-78	18,004	12,656
1976-77	17,519	11,370
1975-76	15,971	9,484
1974-75	15,625	8,456
1973-74	13,953	7,703
1972-73	15,581	7,920
1971-72	16,274	7,785
1970-71	15,565	7,885
1969-70	16,152	8,497
1968-69	15,277	8,576
1967-68	13,655	5,579
1966-67	9,515	2,638
1965-66	5,743	0
1964-65	1,284	0
Total	1,073,374	979,319

Student Scholarships and Grants

Michigan Competitive Scholarship (MCS) and Michigan Tuition Grant (MTG) Recipients by Characteristics

<i>Category</i>	<i>MCS</i>		<i>MTG</i>	
	<i>Number</i>	<i>Percent</i>	<i>Number</i>	<i>Percent</i>
<u>Gender</u>				
Female	18,560	54.76%	13,971	62.86%
Male	15,331	45.24%	8,255	37.14%
Totals	33,891		22,226	
<u>Class Level</u>				
Freshman	8,190	24.17%	4,997	22.48%
Sophomore	7,138	21.06%	4,870	21.91%
Junior	8,601	25.38%	5,524	24.85%
Senior	9,746	28.75%	5,475	24.64%
Special	216	0.64%	1,360	6.12%
Totals	33,891		22,226	
<u>Family Relationship</u>				
Dependent	30,978	91.40%	11,063	49.78%
Independent	2,913	8.60%	11,163	50.22%
Totals	33,891		22,226	

Student Scholarships and Grants

Michigan Competitive Scholarship (MCS) and Michigan Tuition Grant (MTG) Recipients by Family Income and Prior Year Comparison

Dependent Students

Taxable Income	MCS				MTG				Total			
	2012-13		2011-12		2012-13		2011-12		2012-13		2011-12	
	Number	Percent	Number	Percent	Number	Percent	Number	Percent	Number	Percent	Number	Percent
Not Provided	34	0%	28	0%	11	0%	7	0.1%	45	0%	35	0%
\$0-5,999	1,184	4%	1,049	3%	627	6%	585	5.6%	1,811	4%	1,634	4%
6,000-11,999	956	3%	876	3%	408	4%	399	3.8%	1,364	3%	1,275	3%
12,000-19,999	1,834	6%	1,792	6%	835	8%	780	7.4%	2,669	6%	2,572	6%
20,000-24,999	1,330	4%	1,406	4%	471	4%	527	5.0%	1,801	4%	1,933	5%
25,000-29,999	1,347	4%	1,462	5%	540	5%	571	5.4%	1,887	4%	2,033	5%
30,000-34,999	1,379	4%	1,395	4%	509	5%	479	4.6%	1,888	4%	1,874	4%
35,000-39,999	1,546	5%	1,488	5%	479	4%	482	4.6%	2,025	5%	1,970	5%
40,000-49,999	2,898	9%	3,069	10%	965	9%	983	9.4%	3,863	9%	4,052	10%
50,000 - or more	18,470	60%	19,002	60%	6,218	56%	5,678	54.1%	24,688	59%	24,680	59%
Total	30,978	100%	31,567	100%	11,063	100%	10,491	100%	42,041	100%	42,058	100%
Average Total Income	\$ 62,380		\$ 61,719		\$ 61,458		\$ 58,288		\$ 62,138		\$ 60,863	

Independent Students

Taxable Income	MCS				MTG				Total			
	2012-13		2011-12		2012-13		2011-12		2012-13		2011-12	
	Number	Percent	Number	Percent	Number	Percent	Number	Percent	Number	Percent	Number	Percent
Not Provided	52	2%	37	1%	82	1%	75	1%	134	1%	112	1%
\$0-5,999	958	33%	967	30%	2,159	19%	2,056	18%	3,117	22%	3,023	21%
6,000-11,999	613	21%	637	21%	1,458	13%	1,574	14%	2,071	15%	2,211	16%
12,000-19,999	645	22%	563	22%	1,979	18%	2,070	18%	2,624	19%	2,633	19%
20,000-24,999	213	7%	206	8%	965	9%	974	9%	1,178	8%	1,180	8%
25,000-29,999	151	5%	147	6%	791	7%	841	7%	942	7%	988	7%
30,000-34,999	90	3%	84	4%	641	6%	654	6%	731	5%	738	5%
35,000-39,999	56	2%	61	2%	479	4%	512	5%	535	4%	573	4%
40,000-49,999	77	3%	87	3%	780	7%	784	7%	857	6%	871	6%
50,000 - or more	58	2%	57	3%	1,829	16%	1,796	16%	1,887	13%	1,853	13%
Total	2,913	100%	2,846	100%	11,163	100%	11,336	100%	14,076	100%	14,182	100%
Average Total Income	\$ 13,133		\$ 13,090		\$ 27,020		\$ 26,492		\$ 24,146		\$ 23,802	

Student Scholarships and Grants

Combined Michigan Competitive Scholarship (MCS) and Michigan Tuition Grant (MTG) Recipients and Non-recipients by Gross Income

Dependent Students

<i>Income</i>	<i>Applications Processed</i>	<i>Percent</i>	<i>Award Recipients</i>	<i>Percent</i>	<i>Non-recipients</i>	<i>Percent</i>
Not Provided	3,413	1%	45	0%	3,368	2%
\$0-5,999	21,796	8%	1,811	4%	19,985	9%
6,000-11,999	12,314	5%	1,364	3%	10,950	5%
12,000-19,999	22,266	8%	2,669	6%	19,597	9%
20,000-24,999	12,754	5%	1,801	4%	10,953	5%
25,000-29,999	11,845	5%	1,887	4%	9,958	5%
30,000-34,999	11,024	4%	1,888	4%	9,136	4%
35,000-39,999	10,601	4%	2,025	5%	8,576	4%
40,000-49,999	18,673	7%	3,863	10%	14,810	7%
50,000 - or more	138,240	53%	24,688	60%	113,552	50%
Total	262,926	100%	42,041	100%	220,885	100%

Independent Students

<i>Income</i>	<i>Applications Processed</i>	<i>Percent</i>	<i>Award Recipients</i>	<i>Percent</i>	<i>Non-recipients</i>	<i>Percent</i>
Not Provided	1,890	1%	134	1%	1,756	1%
\$0-5,999	82,546	29%	3,117	22%	79,429	29%
6,000-11,999	43,895	15%	2,071	15%	41,824	15%
12,000-19,999	51,876	18%	2,624	19%	49,252	17%
20,000-24,999	21,793	8%	1,178	8%	20,615	8%
25,000-29,999	16,091	6%	942	7%	15,149	6%
30,000-34,999	12,394	4%	731	5%	11,663	4%
35,000-39,999	9,731	3%	535	4%	9,196	3%
40,000-49,999	13,975	5%	857	6%	13,118	5%
50,000 - or more	34,135	11%	1,887	13%	32,248	12%
Total	288,326	100%	14,076	100%	274,250	100%

Student Scholarships and Grants

Michigan Competitive Scholarship (MCS) Freshman Awards by Fiscal Year

Award Year	Qualifying Score	Semi-finalists	Award Recipients	% of Semi-finalists to Receive Monetary Awards
2012-13	90	33,023	7,279	22.0%
2011-12	90	26,365	7,344	27.9%
2010-11	90	30,425	8,445	27.8%
2009-10	90	31,580	8,119	25.7%
2008-09	90	28,414	7,725	27.2%
2007-08	90	32,654	8,125	24.9%
2006-07	90	29,932	7,217	24.1%
2005-06	90	30,650	6,985	22.8%
2004-05	90	30,154	7,754	25.7%
2003-04	90	30,583	7,576	24.8%
2002-03	90	29,440	8,195	27.8%
2001-02	90	29,278	7,724	26.4%
2000-01	90	28,540	7,784	27.3%
1999-00	90	27,858	8,407	30.2%
1998-99	90	26,516	8,645	32.6%
1997-98	90	25,963	8,098	31.2%
1996-97	90	23,733	7,553	31.8%
1995-96	90	23,527	7,517	32.0%
1994-95	90	21,968	7,158	32.6%
1993-94	90	21,233	7,084	33.4%
1992-93	86	25,357	6,841	27.0%
1991-92	86	24,303	7,038	29.0%
1990-91	86	24,503	6,961	28.4%
1989-90	86	28,066	7,790	27.8%
1988-89	80	29,219	7,626	26.1%
1987-88	80	26,423	6,822	25.8%
1986-87	80	26,381	6,621	25.1%
1985-86	85	23,508	6,364	27.1%
1984-85	85	22,684	4,931	21.7%
1983-84	85	22,857	4,771	20.9%
1982-83	85	27,237	4,633	17.0%
1981-82	80	29,550	7,378	25.0%
1980-81	80	28,113	7,450	26.5%
1979-80	80	27,807	5,472	19.7%
1978-79	80	26,860	5,798	21.6%
1977-78	80	27,675	6,891	24.9%
1976-77	80	27,685	6,691	24.2%
1975-76	80	24,655	6,322	25.6%
1974-75	75	22,878	6,032	26.4%
1973-74	81	16,269	5,754	35.4%
1972-73	88	14,839	6,300	42.5%
1971-72	92	14,480	4,987	34.4%
1970-71	94	12,991	5,298	40.8%
1969-70	91	16,323	4,278	26.2%
1968-69	81	19,946	4,791	24.0%

Footnote

Participants must take the American College Test. Students who achieve the qualifying score of 90 are selected as semi-finalists. The maximum award amount is determined by estimating the number of qualified students who can be assisted with available money. Monetary awards are based upon need.

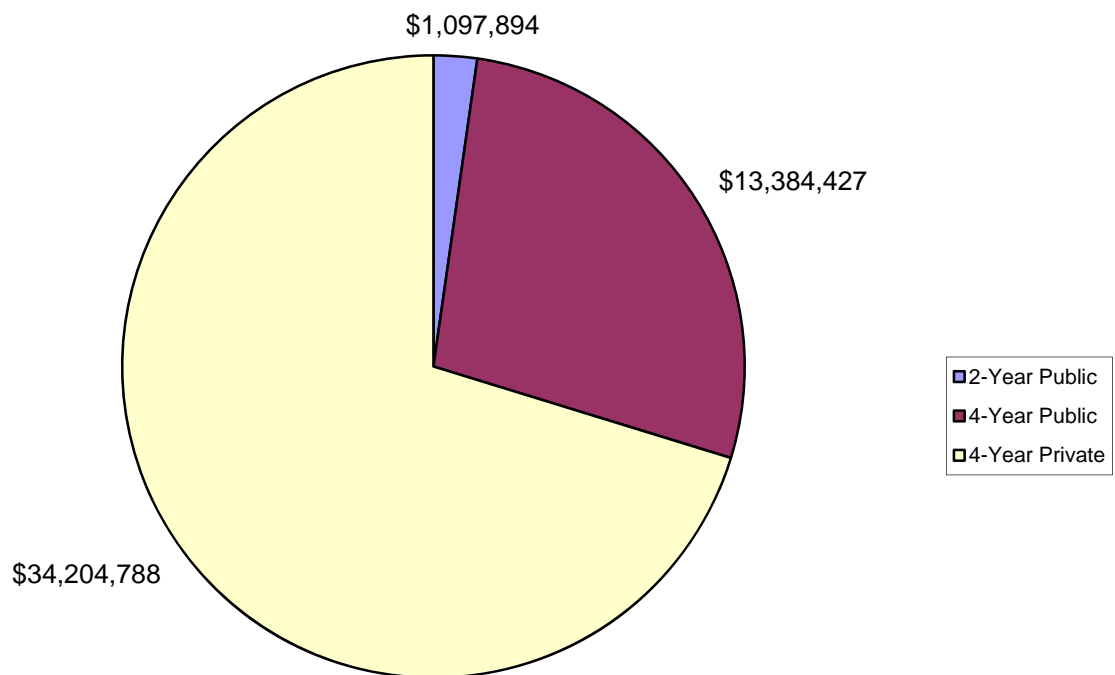
Student Scholarships and Grants

Michigan Competitive Scholarships (MCS) and Michigan Tuition Grants (MTG) by College Sector

<i>Competitive Scholarships</i>					<i>Tuition Grants</i>				<i>Total Combined Awards</i>			
<i>Fiscal Year</i>	<i>No. of Awards</i>	<i>% of Awards</i>	<i>Dollar Amount</i>	<i>% of Exp.</i>	<i>No. of Awards</i>	<i>% of Awards</i>	<i>Dollar Amount</i>	<i>% of Exp.</i>	<i>No. of Awards</i>	<i>% of Awards</i>	<i>Dollar Amount</i>	<i>% of Exp.</i>
<i>Two-year Public Institutions</i>												
2012-13	2,493	7.36%	\$1,097,894	4.79%					2,493	4.44%	\$1,097,894	2.25%
2011-12	2,364	6.87%	\$1,067,061	4.49%					1,994	3.57%	\$1,067,061	2.18%
2010-11	2,351	6.73%	\$1,109,935	4.48%					2,351	4.11%	\$1,109,935	2.22%
2009-10	1,994	6.19%	\$824,308	3.86%					1,994	3.58%	\$824,308	1.76%
2008-09	1,943	6.74%	\$1,966,409	5.11%					1,943	3.01%	\$1,966,409	2.11%
2007-08	1,811	6.49%	\$1,810,856	4.88%					1,811	2.86%	\$1,810,856	2.01%
2006-07	1,854	6.67%	\$1,813,572	4.90%					1,854	2.99%	\$1,813,572	2.06%
2005-06	1,810	6.85%	\$1,723,274	4.98%					1,810	2.90%	\$1,723,274	2.01%
2004-05	2,038	7.13%	\$2,018,650	5.39%					2,038	3.06%	\$2,018,650	2.21%
2003-04	2,018	6.84%	\$1,989,904	5.02%					2,018	3.03%	\$1,989,904	2.15%
2002-03	2,409	8.16%	\$2,332,043	5.92%					2,409	3.62%	\$2,332,043	2.33%
<i>Public Universities</i>												
2012-13	25,342	91.04%	\$13,384,427	92.42%					25,342	45.16%	\$13,384,427	27.49%
2011-12	25,425	73.88%	\$13,480,818	56.72%					25,425	45.51%	\$13,480,818	27.55%
2010-11	25,951	74.27%	\$14,486,367	58.43%					25,951	45.36%	\$14,486,367	29.00%
2009-10	23,727	73.64%	\$11,359,343	65.93%					23,721	42.56%	\$11,359,343	24.24%
2008-09	21,374	91.67%	\$25,619,954	63.96%					21,374	33.14%	\$25,619,954	27.46%
2007-08	20,531	73.63%	\$24,442,047	65.93%					20,531	32.38%	\$24,442,047	27.11%
2006-07	20,019	72.01%	\$23,684,127	63.96%					20,019	32.32%	\$23,684,127	26.92%
2005-06	18,858	71.34%	\$22,173,191	64.13%					18,858	30.23%	\$22,173,191	25.88%
2004-05	20,450	71.55%	\$24,083,197	64.35%					20,450	30.73%	\$24,083,197	26.34%
2003-04	20,521	69.60%	\$24,770,860	62.54%					20,521	30.84%	\$24,770,860	26.75%
2002-03	20,743	70.29%	\$23,903,416	54.32%					20,743	31.21%	\$23,903,416	23.91%
<i>Independent Colleges/Universities</i>												
2012-13	6,055	17.87%	\$8,441,275	36.82%	22,226	100%	\$25,763,513	100%	28,281	50.40%	\$34,204,788	70.25%
2011-12	6,621	19.24%	\$9,216,646	38.78%	21,827	100%	\$25,165,137	100%	28,448	50.92%	\$34,381,783	70.27%
2010-11	6,640	19.00%	\$9,197,889	37.10%	22,269	100%	\$25,151,099	100%	28,909	50.53%	\$34,348,988	68.77%
2009-10	6,495	20.16%	\$9,192,160	43.00%	23,520	100%	\$25,480,385	100%	30,015	53.85%	\$34,672,545	73.99%
2008-09	5,506	19.10%	\$10,849,504	28.23%	35,660	100%	\$54,864,134	100%	41,166	63.84%	\$65,713,638	70.43%
2007-08	5,538	19.86%	\$10,812,697	29.17%	35,518	100%	\$53,088,352	100%	41,056	64.75%	\$63,901,049	70.88%
2006-07	5,917	21.28%	\$11,519,795	31.11%	34,141	100%	\$50,961,457	100%	40,058	64.67%	\$62,481,252	71.01%
2005-06	5,755	21.77%	\$10,664,009	30.84%	35,942	100%	\$51,094,356	100%	41,697	66.85%	\$61,758,365	72.09%
2004-05	6,074	21.25%	\$11,305,695	30.21%	37,958	100%	\$53,989,044	100%	44,032	66.18%	\$65,294,739	71.43%
2003-04	6,924	23.48%	\$12,818,501	32.37%	37,045	100%	\$52,996,579	100%	43,969	66.09%	\$65,815,080	71.07%
2002-03	6,333	21.46%	\$13,142,114	33.35%	36,961	100%	\$60,583,353	100%	43,294	65.13%	\$73,725,467	73.73%
<i>Additional Scholarship-eligible Institutions</i>												
2012-13	1	0.00%	\$575	0.00%					1	0.00%	\$575	0.00%
2011-12	3	0.01%	\$1,246	0.01%					3	0.01%	\$1,246	0.00%
2010-11	1	0.00%	\$400	0.00%					1	0.00%	\$400	0.00%
2009-10	4	0.01%	\$1,955	0.01%					10	0.02%	\$1,955	0.00%
2008-09	9	0.03%	\$8,561	0.02%					9	0.01%	\$8,561	0.01%
2007-08	5	0.02%	\$5,851	0.02%					5	0.01%	\$5,851	0.01%
2006-07	12	0.04%	\$12,893	0.03%					12	0.02%	\$12,893	0.01%
2005-06	11	0.04%	\$13,219	0.04%					11	0.02%	\$13,219	0.02%
2004-05	18	0.06%	\$18,420	0.05%					18	0.03%	\$18,420	0.02%
2003-04	22	0.07%	\$26,119	0.07%					22	0.03%	\$26,119	0.03%
2002-03	27	0.09%	\$27,745	0.07%					27	0.04%	\$27,745	0.03%

MCS/MTG Payments By Sector

FY 2013



Student Scholarships and Grants

Michigan Competitive Scholarships (MCS) and Michigan Tuition Grants (MTG) by Institution

<i>Institution</i>	<i>MCS</i>		<i>MTG</i>		<i>Totals</i>	
	<i>Awards</i>	<i>Award Amount</i>	<i>Awards</i>	<i>Award Amount</i>	<i>Awards</i>	<i>Award Amount</i>
Adrian College	246	\$356,259	752	\$1,048,373	998	\$1,404,632
Albion College	308	\$444,182	435	\$614,336	743	\$1,058,518
Alma College	415	\$598,807	461	\$647,082	876	\$1,245,889
Alpena Community College	45	\$19,180			45	\$19,180
Andrews University	29	\$41,958	162	\$211,043	191	\$253,001
Aquinas College	370	\$524,444	794	\$1,068,674	1,164	\$1,593,118
Baker College	366	\$439,890	2281	\$2,729,560	2,647	\$3,169,450
Bay De Noc Community College	51	\$24,122			51	\$24,122
Bay Mills Community College	1	\$575			1	\$575
Calvin College	699	\$1,007,695	535	\$752,179	1,234	\$1,759,874
Central Michigan University	2,321	\$1,243,337			2,321	\$1,243,337
Cleary University	9	\$8,442	216	\$198,348	225	\$206,790
College for Creative Studies	144	\$194,215	607	\$770,003	751	\$964,218
Compass College of Cinematic Arts	6	\$6,804	49	\$50,423	55	\$57,227
Concordia University	52	\$72,144	185	\$258,342	237	\$330,486
Cornerstone University	234	\$326,222	921	\$1,161,275	1,155	\$1,487,497
Davenport University	211	\$212,187	3865	\$2,890,463	4,076	\$3,102,650
Delta College	196	\$90,772			196	\$90,772
Eastern Michigan University	868	\$437,452			868	\$437,452
Ferris State University	1,202	\$635,469			1,202	\$635,469
Finlandia University	40	\$57,153	283	\$377,899	323	\$435,052
Glen Oaks Community College	13	\$6,399			13	\$6,399
Gogebic Community College	20	\$9,918			20	\$9,918
Grace Bible College	31	\$44,702	128	\$178,724	159	\$223,426
Grand Rapids Community College	343	\$150,408			343	\$150,408
Grand Valley State University	3,737	\$1,951,587			3,737	\$1,951,587
Great Lakes Christian College	7	\$10,395	86	\$103,194	93	\$113,589
Henry Ford Community College	79	\$34,295			79	\$34,295
Hope College	685	\$1,003,185	515	\$734,560	1,200	\$1,737,745
ITT Technical Institute	1	\$575			1	\$575
Jackson College	89	\$41,156			89	\$41,156
Kalamazoo College	266	\$383,292	162	\$232,400	428	\$615,692
Kalamazoo Valley Community College	119	\$50,922			119	\$50,922
Kellogg Community College	80	\$34,800			80	\$34,800
Kettering University	412	\$569,920	364	\$496,764	776	\$1,066,684
Kirtland Community College	30	\$12,123			30	\$12,123
Kuyper College	49	\$68,178	155	\$205,471	204	\$273,649
Lake Michigan College	57	\$25,344			57	\$25,344
Lake Superior State University	347	\$182,867			347	\$182,867
Lansing Community College	201	\$89,019			201	\$89,019
Lawrence Technological University	248	\$340,678	607	\$722,666	855	\$1,063,344

Macomb Community College	149	\$62,793			149	\$62,793
Madonna University	129	\$175,012	1443	\$1,614,701	1,572	\$1,789,713
Marygrove College	11	\$15,876	698	\$865,563	709	\$881,439
Michigan Jewish Institute	2	\$3,024	10	\$15,120	12	\$18,144
Michigan State University	5,413	\$2,919,737			5,413	\$2,919,737
Michigan Technological University	1,162	\$591,003			1,162	\$591,003
Mid Michigan Community College	67	\$25,097			67	\$25,097
Monroe County Community College	31	\$12,765			31	\$12,765
Montcalm Community College	18	\$8,627			18	\$8,627
Mott Community College	129	\$56,114			129	\$56,114
Muskegon Community College	98	\$43,173			98	\$43,173
North Central Michigan College	43	\$19,196			43	\$19,196
Northern Michigan University	692	\$361,321			692	\$361,321
Northwestern Michigan College	131	\$60,915			131	\$60,915
Northwood University	173	\$241,709	1106	\$1,365,960	1,279	\$1,607,669
Oakland Community College	141	\$61,052			141	\$61,052
Oakland University	1,168	\$601,268			1,168	\$601,268
Olivet College	99	\$137,866	716	\$975,331	815	\$1,113,197
Robert B. Miller College	4	\$3,780	152	\$141,239	156	\$145,019
Rochester College	30	\$41,391	474	\$591,192	504	\$632,583
Sacred Heart Major Seminary			19	\$26,082	19	\$26,082
Saginaw Valley State University	973	\$506,852			973	\$506,852
Schoolcraft College	107	\$46,783			107	\$46,783
Siena Heights University	100	\$139,019	1076	\$1,172,885	1,176	\$1,311,904
Southwestern Michigan College	65	\$32,563			65	\$32,563
Spring Arbor University	287	\$418,553	1552	\$1,920,249	1,839	\$2,338,802
St. Clair County Community College	72	\$32,143			72	\$32,143
University of Detroit Mercy	376	\$539,299	1104	\$1,403,359	1,480	\$1,942,658
University of Michigan - Ann Arbor	3,640	\$1,990,830			3,640	\$1,990,830
University of Michigan - Dearborn	530	\$262,464			530	\$262,464
University of Michigan - Flint	448	\$225,778			448	\$225,778
Walsh College	17	\$14,994	313	\$220,053	330	\$235,047
Washtenaw Community College	67	\$29,309			67	\$29,309
Wayne County Community College	35	\$11,287			35	\$11,287
Wayne State University	1,297	\$659,591			1,297	\$659,591
West Shore Community College	16	\$7,044			16	\$7,044
Western Michigan University	1,544	\$814,871			1,544	\$814,871
Total	33,891	\$22,924,171	22,226	\$25,763,513	56,117	\$48,687,684

Footnotes

The total dollar amount for MCS includes \$5,133,540 in supplemental funds from the MTG Program for 6,006 MCS students attending independent institutions. The total dollar amount for MTG is less \$5,133,540 from the MTG fund used to supplement MCS awards.

Michigan Merit Award (Merit)

Eligibility for this award has now expired for all students unless they have served or are currently serving in the military. Students with a military extension can still collect their award up through 2017 with proof of military service.

The maximum award ranged from \$2,500 to \$3,000 and was based on how well the student tested on the Michigan Merit Exam.

Legal Citation
Public Act 94 of 1999

Student Scholarships and Grants

Merit Payments to Public 4-Year Michigan Institutions

<i>Institution</i>	<i>Total Students</i>	<i>Amount Paid</i>
Michigan State University	1	\$1,500.00
Northern Michigan University	1	\$1,250.00
University of Michigan - Ann Arbor	1	\$1,250.00
Western Michigan University	1	\$1,438.00
Total	4	\$5,438.00

Footnote:

Only returning military students are eligible for payment.

Children of Veteran's Tuition Grant (CVTG)

The program provides undergraduate tuition assistance to certain children of qualified Michigan veterans who are permanently and totally disabled, MIA or deceased. The renewable award pays a maximum of \$2,800 per academic year.

Legal Citation
Public Act 248 of 2005

Student Scholarships and Grants

Children of Veterans Tuition Grant Program

<i>Institution</i>	<i>Students</i>	<i>Award Amount</i>
Alpena Community College	2	\$5,600.00
Aquinas College	1	\$2,800.00
Baker College - Allen Park	1	\$933.00
Baker College - Auburn Hills	1	\$2,800.00
Baker College - Clinton Township	3	\$6,771.00
Baker College - Flint	2	\$4,666.00
Baker College - Jackson	1	\$466.00
Baker College - Muskegon	6	\$10,343.00
Baker College - Owosso	5	\$12,207.00
Baker College - Port Huron	1	\$1,866.00
Bay de Noc Community College	6	\$13,502.67
Central Michigan University	35	\$87,150.00
Cornerstone University	2	\$5,600.00
Davenport University	5	\$8,750.00
Delta College	20	\$32,118.50
Eastern Michigan University	14	\$37,800.00
Ferris State University	20	\$54,999.00
Gogebic Community College	1	\$1,400.00
Grace Bible College	1	\$2,800.00
Grand Rapids Community College	9	\$23,518.00
Grand Valley State University	17	\$44,100.00
Henry Ford Community College	3	\$6,784.00
Hope College	1	\$2,800.00
Jackson College	5	\$11,189.00
Kalamazoo Valley Community College	1	\$1,110.50
Kellogg Community College	1	\$2,321.50
Kirtland Community College	3	\$6,174.00
Lake Michigan College	2	\$3,674.00
Lake Superior State University	7	\$15,750.00
Lansing Community College	15	\$30,050.50
Lawrence Technological University	2	\$700.00
Macomb Community College	13	\$18,887.00
Madonna University	1	\$700.00
Marygrove College	1	\$2,450.00

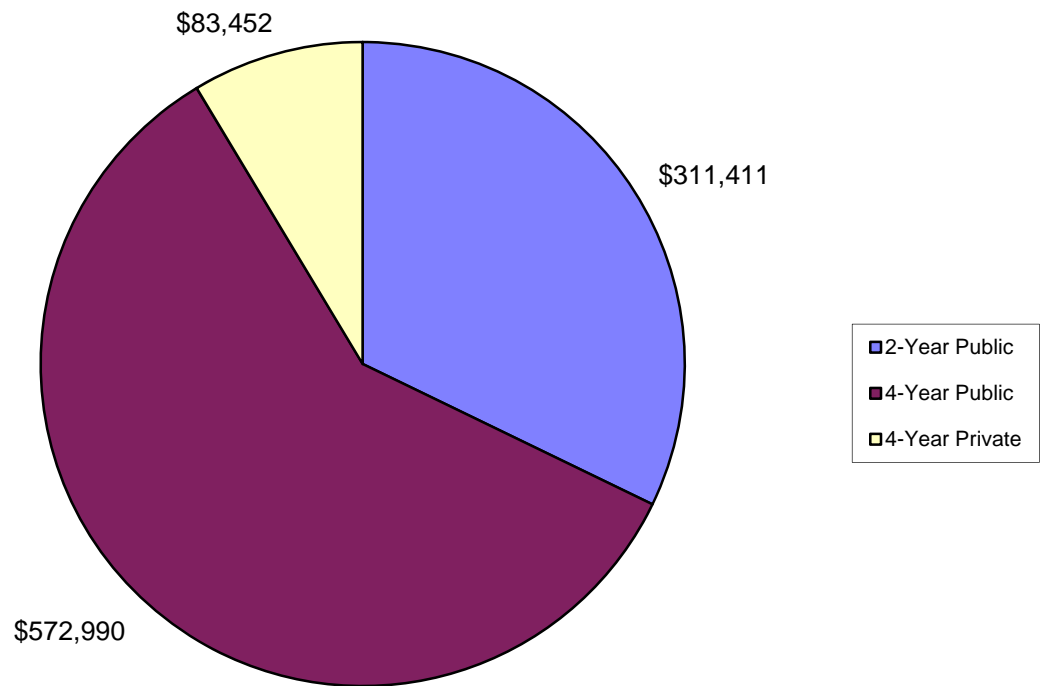
Michigan State University	26	\$61,600.00
Michigan Technological University	4	\$11,200.00
Mid-Michigan Community College	6	\$13,020.00
Monroe County Community College	1	\$2,800.00
Montcalm Community College	1	\$1,444.00
Mott Community College	11	\$26,958.74
Muskegon Community College	5	\$11,914.00
North Central Michigan College	3	\$5,887.50
Northern Michigan University	14	\$35,000.00
Northwestern Michigan College	4	\$8,717.10
Northwood University	2	\$5,600.00
Oakland Community College	12	\$23,893.80
Oakland University	15	\$36,400.00
Olivet College	1	\$2,800.00
Saginaw Valley State University	10	\$27,290.80
Saint Clair County Community College	5	\$10,881.00
Schoolcraft College	9	\$16,108.00
Spring Arbor University	1	\$2,800.00
Southwestern Michigan College	6	\$13,772.00
University of Detroit Mercy	2	\$5,600.00
University of Michigan – Ann Arbor	14	\$39,200.00
University of Michigan – Dearborn	3	\$8,400.00
University of Michigan – Flint	5	\$11,200.00
Washtenaw Community College	7	\$16,885.00
Wayne County Community College	0	\$0.00
Wayne State University	14	\$37,800.00
West Shore Community College	1	\$2,800.00
Western Michigan University	24	\$65,100.00
Total	414	\$967,852.61

Footnotes

An increase of 10 students from 2011-12 academic year
57 eligible students did not use program funds
SSG approved 101 new applications for 2013-14

Children of Veterans Tuition Grant Program (CVTG)

FY 2013



Police Officer's and Firefighter's Survivor's Tuition Grant (STG)

The program provides a waiver of tuition at state public institutions of higher education for children and surviving spouses of Michigan police officer's and fire fighter's killed in the line of duty.

Citation
Public Act 195 of 1996

Student Scholarships and Grants

Police Officer's and Firefighter's Tuition Waiver

<i>Institution</i>	<i>Students</i>	<i>Award Amount</i>
Eastern Michigan University	1	\$ 7,422.45
Grand Valley State University	2	\$ 21,416.00
Lake Superior State University	1	\$ 8,965.00
Mid-Michigan Community College	1	\$ 705.00
Michigan State University	2	\$ 21,620.00
Saginaw Valley State University	2	\$ 15,106.95
University of Michigan - Dearborn	2	\$ 20,176.00
Wayne State University	1	\$ 8,562.95
Total	12	\$ 103,974.35

Footnote:

1 student attended both a 4-year public and community college

Tuition Incentive Program (TIP)

The program pays for the first two years of college tuition and beyond for eligible students. Eligible students are those who have or have had Medicaid coverage for 24 months within a 36-month period as identified by the Michigan Department of Human Services.

Citation
Public Act 124 of 1987

Student Scholarships and Grants

Tuition Incentive Program

<i>Institution</i>	<i>Students</i>	<i>Award Amount</i>
Adrian College	59	\$111,150.00
Albion College	6	\$6,000.00
Alma College	9	\$8,500.00
Alpena Community College	162	\$477,766.00
Andrews University	5	\$4,000.00
Aquinas College	60	\$105,848.00
Baker College of Allen Park	155	\$277,584.00
Baker College of Auburn Hills	80	\$138,573.00
Baker College of Cadillac	75	\$142,882.00
Baker College of Clinton Twp.	190	\$363,288.00
Baker College of Flint	421	\$864,052.00
Baker College - Online	17	\$27,056.00
Baker College of Jackson	74	\$150,496.00
Baker College of Muskegon	326	\$674,676.00
Baker College of Owosso	216	\$499,605.00
Baker College of Port Huron	76	\$168,277.00
Bay de Noc Community College	164	\$463,086.00
Bay Mills Community College	17	\$27,725.00
Calvin College	6	\$5,500.00
Central Michigan University	134	\$120,000.00
Cleary University	6	\$10,320.00
College for Creative Studies	3	\$3,000.00
Compass College of Cinematic Arts	2	\$4,128.00
Concordia University	26	\$41,844.00
Cornerstone University	68	\$123,845.00
Davenport University West-Grand Rapids	148	\$241,833.00
Delta College	714	\$1,313,297.30
Eastern Michigan University	154	\$131,000.00
Ferris State University	1120	\$6,997,816.00
Finlandia University	54	\$110,138.00
Glen Oaks Community College	60	\$113,788.00
Gogebic Community College	79	\$199,758.00
Grace Bible College	30	\$58,436.00
Grand Rapids Community College	916	\$2,260,508.89
Grand Valley State University	184	\$170,500.00
Great Lakes Christian College	28	\$49,996.00
Henry Ford Community College	1075	\$1,753,112.00
Hope College	14	\$13,000.00
Jackson College	348	\$900,154.00
Kalamazoo Valley Community College	455	\$730,540.81
Kellogg Community College	243	\$430,630.00
Kettering University	2	\$1,000.00
Kirtland Community College	161	\$296,291.86
Kuyper College	15	\$27,630.00
Lake Michigan College	267	\$515,884.47

Lake Superior State University	254	\$1,790,360.00
Lansing Community College	731	\$1,257,219.44
Lawrence Technological University	53	\$97,338.00
Macomb Community College	811	\$1,201,020.59
Madonna University	32	\$58,148.00
Marygrove College	99	\$182,000.00
Michigan Jewish Institute	13	\$26,574.00
Michigan State University	144	\$242,402.75
Michigan Technological University	254	\$1,977,597.00
Mid Michigan Community College	247	\$662,618.00
Monroe County Community College	92	\$153,786.00
Montcalm Community College	136	\$302,853.00
Mott Community College	770	\$1,744,156.14
Muskegon Community College	339	\$686,897.25
North Central Michigan College	185	\$425,882.50
Northern Michigan University	486	\$2,878,805.68
Northwestern Michigan College	324	\$791,780.69
Northwood University	83	\$142,128.00
Oakland Community College	1081	\$1,323,404.27
Oakland University	74	\$62,500.00
Olivet College	23	\$20,500.00
Robert B. Miller College	3	\$3,000.00
Rochester College	40	\$74,770.00
Saginaw Chippewa Tribal College	4	\$5,640.00
Saginaw Valley State University	86	\$68,500.00
Saint Clair County Community College	308	\$695,451.60
Schoolcraft College	383	\$660,833.00
Siena Heights University	64	\$132,726.00
Southwestern Michigan College	196	\$478,512.90
Spring Arbor University	97	\$181,750.00
University of Detroit Mercy	21	\$18,000.00
University of Michigan-Ann Arbor	99	\$87,000.00
University of Michigan-Dearborn	58	\$53,000.00
University of Michigan-Flint	63	\$50,700.00
Walsh College	7	\$5,600.00
Washtenaw Community College	333	\$569,435.00
Wayne County Community College	1324	\$2,300,613.50
Wayne State University	185	\$160,000.00
West Shore Community College	99	\$183,207.00
Western Michigan University	141	\$122,000.00
Total	18166	\$43,013,225.64

Student Scholarships and Grants

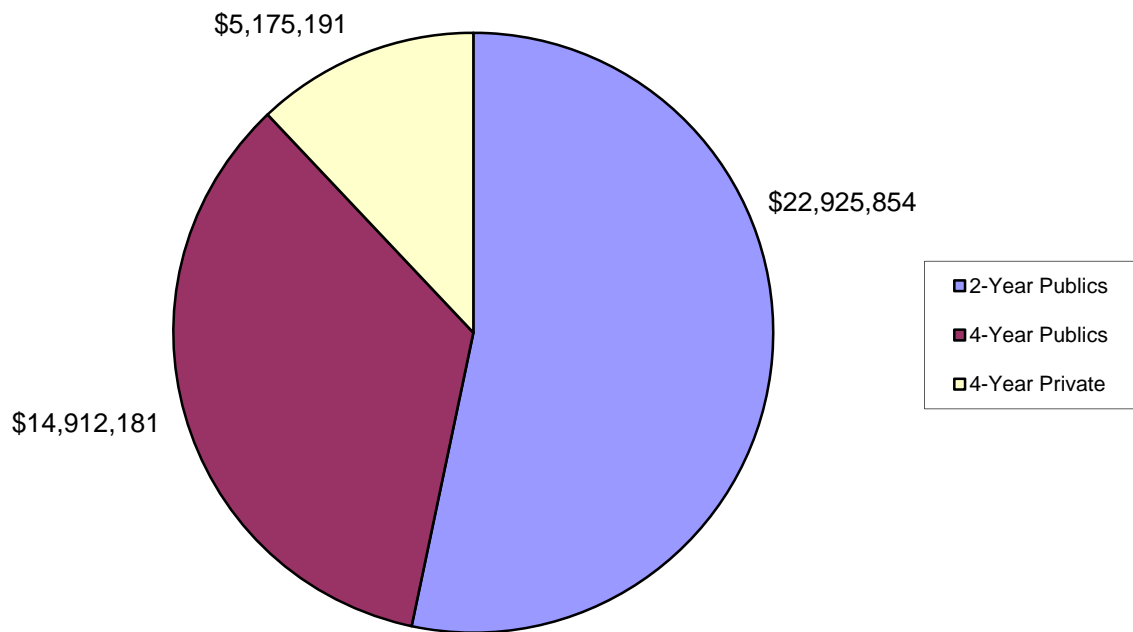
Tuition Incentive Program - Phase I and Phase II

<i>Institution</i>	<i>Phase I</i>		<i>Phase II</i>	
	<i>Students</i>	<i>Dollars</i>	<i>Students</i>	<i>Dollars</i>
Alpena Community College	162	477,766.00		
Bay de Noc Community College	164	463,086.00		
Bay Mills Community College	17	27,725.00		
Delta College	714	1,313,297.30		
Glen Oaks Community College	60	113,788.00		
Gogebic Community College	79	199,758.00		
Grand Rapids Community College	916	2,260,508.89		
Henry Ford Community College	1075	1,753,112.00		
Jackson College	348	900,154.00		
Kalamazoo Valley Community College	455	730,540.81		
Kellogg Community College	243	430,630.00		
Kirtland Community College	161	296,291.86		
Lake Michigan College	267	515,884.47		
Lansing Community College	731	1,257,219.44		
Macomb Community College	811	1,201,020.59		
Mid-Michigan Community College	247	662,618.00		
Monroe County Community College	92	153,786.00		
Montcalm Community College	136	302,853.00		
Mott Community College	770	1,744,156.14		
Muskegon Community College	339	686,897.26		
North Central Michigan College	185	425,882.50		
Northwestern Michigan College	324	791,780.69		
Oakland Community College	1081	1,323,404.27		
Saginaw Chippewa Tribal College	4	5,640.00		
St. Clair County Community College	308	695,451.60		
Schoolcraft College	383	660,833.00		
Southwestern Michigan College	196	478,512.90		
Washtenaw Community College	333	569,435.00		
Wayne County Community College	1324	2,300,613.50		
West Shore Community College	99	183,207.00		
Community College Totals	12,024	22,925,853.22	N/A	N/A
Central Michigan University			134	120,000.00
Eastern Michigan University			154	131,000.00
Ferris State University	886	6,799,316.00	234	198,500.00
Grand Valley State University			184	170,500.00
Lake Superior State University	191	1,742,360.00	63	48,000.00
Michigan State University	129	130,902.75	15	111,500.00
Michigan Technological University	204	1,941,597.00	50	36,000.00
Northern Michigan University	381	2,793,805.68	105	85,000.00
Oakland University			74	62,500.00
Saginaw Valley State University			86	68,500.00
University of Michigan - Ann Arbor			99	87,000.00
University of Michigan - Dearborn			58	53,000.00

University of Michigan - Flint			63	50,700.00
Wayne State University			185	160,000.00
Western Michigan University			141	122,000.00
Public 4-Year Totals	1,791	13,407,981.43	1,645	1,504,200.00
Adrian College	41	96,150.00	18	15,000.00
Albion College			6	6,000.00
Alma College			9	8,500.00
Andrews University			5	4,000.00
Aquinas College	46	91,848.00	14	14,000.00
Baker College of Allen Park	133	266,084.00	22	11,500.00
Baker College of Auburn Hills	75	133,773.00	5	4,800.00
Baker College of Cadillac	68	135,282.00	7	7,600.00
Baker College of Clinton Twp.	176	353,288.00	14	10,000.00
Baker College of Flint	408	854,052.00	13	10,000.00
Baker College -Online	15	25,456.00	2	1,600.00
Baker College of Jackson	73	149,296.00	1	1,200.00
Baker College of Muskegon	314	667,876.00	12	6,800.00
Baker College of Owosso	212	496,005.00	4	3,600.00
Baker College of Port Huron	73	165,077.00	3	3,200.00
Calvin University			6	5,500.00
Cleary University	6	10,320.00		
College for Creative Studies			3	3,000.00
Compass College of Cinematic Arts	2	4,128.00		
Concordia University	20	35,844.00	6	6,000.00
Cornerstone University	43	101,845.00	25	22,000.00
Davenport University West-GR	126	223,333.00	22	18,500.00
Finlandia University	46	102,638.00	8	7,500.00
Grace Bible College	26	54,436.00	4	4,000.00
Great Lakes Christian College	24	47,496.00	4	2,500.00
Hope College			14	13,000.00
Kettering University			2	1,000.00
Kyper College	10	22,630.00	5	5,000.00
Lawrence Technological University	39	84,338.00	14	13,000.00
Madonna University	25	52,648.00	7	5,500.00
Marygrove College	68	159,000.00	31	23,000.00
Michigan Jewish Institute	13	26,574.00		
Northwood University	66	133,128.00	17	9,000.00
Olivet College			23	20,500.00
Robert B. Miller College			3	3,000.00
Rochester College	26	60,270.00	14	14,500.00
Siena Heights University	50	119,226.00	14	13,500.00
Spring Arbor University	65	150,250.00	32	31,500.00
University of Detroit Mercy			21	18,000.00
Walsh College			7	5,600.00
Independent 4-Year Totals	2,289	4,822,291.00	417	352,900.00
Grand Totals - All Sectors	16,104	41,156,125.65	2,062	1,857,100.00

Tuition Incentive Program (TIP) Payments by Sector

FY 2013



GEAR UP Michigan! Scholarship (GEAR UP 1)

A federal program that delivers over \$6 million in scholarships to needy students from three urban public school systems: Detroit, Muskegon, and Flint. These awards utilize federal funds received as part of the GEAR UP Grant administered by the Workforce Development Agency (WDA). Scholarships are renewable for up to four years in an amount equal to Pell Grant maximums.

Legal Citation

Public Law 105-244, Higher Education Amendments of 1998.

Student Scholarships and Grants

GEAR UP Michigan! Scholarship

<i>Institution</i>	<i>Students</i>	<i>Award Amount</i>
Adrian College	1	\$5,350.00
Art Institute of Michigan	1	\$4,731.00
Baker College - All Campuses	22	\$71,699.00
Central Michigan University	8	\$38,920.00
Eastern Michigan University	6	\$17,912.00
Henry Ford Community College	10	\$36,669.00
Kalamazoo Valley Community College	1	\$2,366.00
Lansing Community College	2	\$7,097.00
Macomb Community College	1	\$1,260.00
Marygrove College	1	\$1,183.00
Michigan State University	5	\$18,925.00
Mott Community College	21	\$76,402.00
Oakland Community College	5	\$6,513.00
Oakland University	1	\$4,731.00
Rochester College	1	\$2,775.00
Saginaw Valley State University	2	\$10,700.00
University of Detroit Mercy	2	\$7,097.00
University of Michigan-Ann Arbor	1	\$4,731.00
University of Michigan-Dearborn	1	\$4,731.00
University of Michigan-Flint	5	\$22,100.00
Washtenaw Community College	1	\$4,731.00
Wayne County Community College	26	\$70,080.00
Wayne State University	8	\$21,967.00
Western Michigan University	2	\$4,140.00
Total	134	\$446,810.00

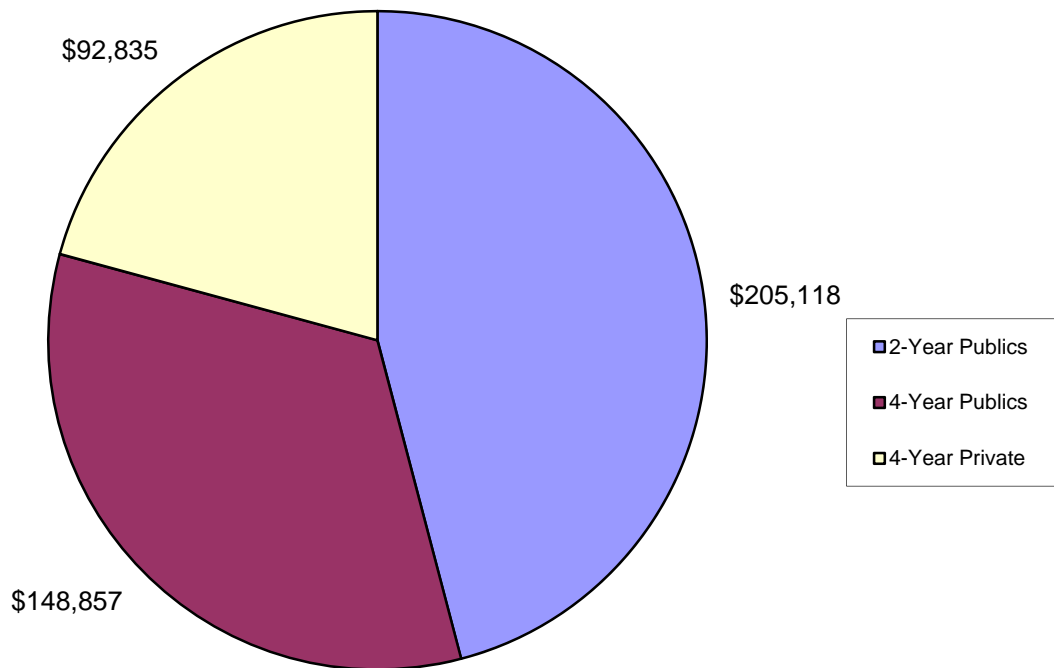
Footnotes:

Funds for this program are appropriated from the federal government and administered by SSG.

The student count is a duplicated count as students transfer between semesters/institutions.

GEAR UP Michigan! Payments by Sector

FY 2013



GEAR UP College Day Scholarship (GEAR UP 2)

Michigan received a second federal grant that will pay out over \$7.7 million in scholarships to students. Awards go to students who participated in programs developed by Michigan's 15 Public Universities. Scholarship maximum is \$5,550 and is renewable for five years.

Legal Citation

Public Law 105-244, Higher Education Amendments of 1998.

Student Scholarships and Grants

GEAR UP College Day Scholarship

<i>Institution</i>	<i>Students</i>	<i>Award Amount</i>
Central Michigan University	18	\$86,058.00
Eastern Michigan University	25	\$137,363.00
Ferris State University	11	\$50,334.00
Grand Rapids Community College	1	\$1,621.00
Grand Valley State University	23	\$118,631.00
Henry Ford Community College	8	\$38,328.00
Jackson College	4	\$15,262.00
Kalamazoo Valley Community College	2	\$4,163.00
Lake Superior State University	1	\$982.00
Lansing Community College	17	\$81,172.00
Michigan State University	35	\$188,700.00
Michigan Technological University	6	\$28,379.00
Mid-Michigan Community College	1	\$1,388.00
Mott Community College	6	\$18,220.94
Muskegon Community College	1	\$3,530.00
Northern Michigan University	10	\$42,976.00
Oakland Community College	6	\$27,884.00
Oakland University	10	\$52,725.00
Saginaw Valley State University	6	\$32,606.00
Southwestern Michigan College	2	\$11,100.00
University of Michigan - Ann Arbor	21	\$116,550.00
University of Michigan - Dearborn	5	\$27,750.00
University of Michigan - Flint	9	\$45,256.00
Washtenaw Community College	1	\$2,081.00
Wayne County Community College	6	\$19,598.00
Wayne State University	17	\$83,943.00
West Shore Community College	1	\$2,775.00
Western Michigan University	18	\$87,795.00
Total	271	\$1,327,170.94

Footnotes:

Funds for this program are appropriated from the federal government and administered by SSG.
The student count is a duplicated count as students transfer between semesters/institutions.

GEAR UP College Day Payments by Sector

FY 2013

