

# Help Secure Their Futures




**Michigan Education Trust**


***2009-2010  
Annual Report***

*for Contract Plan D*

**[www.SETwithMET.com](http://www.SETwithMET.com)**



Tomorrow's Tuition...SET with MET!



This report is available at [www.SETwithMET.com](http://www.SETwithMET.com).  
To have a copy mailed to you, call  
1-800-MET-4-KID.



STATE OF MICHIGAN  
DEPARTMENT OF TREASURY  
LANSING

RICK SNYDER  
GOVERNOR

ANDY DILLON  
STATE TREASURER

March 2011

Dear MET Participants:

We are pleased to present the Fiscal Year 2009-10 Annual Report for the Michigan Education Trust (MET) program. By law, an actuarial evaluation must be performed annually to determine MET's ability to pay future benefits. The actuary report prepared by PricewaterhouseCoopers L.L.P. for contracts purchased after 1995 (referred to in this Annual Report as Plan D contracts) as of September 30, 2010, is available on-line at **[www.SETwithMET.com](http://www.SETwithMET.com)**.

*If you have not yet purchased full four-year contracts, we encourage you to consider additional purchases this year. The 2011 enrollment period is currently open and ends June 30, 2011.* Please feel free to call the MET office with any questions or concerns you may have at (800) MET-4-KID (638-4543) or (517) 335-4767 in the greater Lansing area. You may also e-mail us at [TreasMET@michigan.gov](mailto:TreasMET@michigan.gov).

Sincerely,

Handwritten signature of Andy Dillon in black ink.

Andy Dillon  
MET Chairman  
State Treasurer

Handwritten signature of Robin R. Lott in black ink.

Robin R. Lott  
Executive Director  
Michigan Education Trust

## ***MET BOARD AND LEADERSHIP***

---

A nine-member Board of Directors administers the Michigan Education Trust (MET) program. Board members are responsible for policy development, investment initiatives, program development and implementations. The Governor, on advice and consent of the Senate, appoints MET Board members, who represent expertise in business, academics or finance. The State Treasurer, Robert J. Kleine, serves as Chairperson. Robin Lott, Executive Director, serves as liaison to the MET Board of Directors and administers MET operations.

### **MICHIGAN EDUCATION TRUST BOARD OF DIRECTORS**

---

MR. ROBERT J. KLEINE  
State Treasurer  
MET Chair

MR. ROBERT A. BOWMAN  
MET President  
President & CEO, MLB Advanced Media, L.P.

DR. THOMAS P. SULLIVAN  
MET Vice President  
President, Cleary College

DR. SUSAN W. MARTIN  
President, Eastern Michigan University

DR. GAIL MEE  
President, Henry Ford Community College

DR. MARLENE E. DAVIS  
CEO Leadership Strategies L.L.C.

MR. GREGORY CLEVINGER  
Teacher, Rochester Adams High School

DR. BARBARA A. KLOCKO  
Research Associate at Oakland University

## ***THE MET PROGRAM***

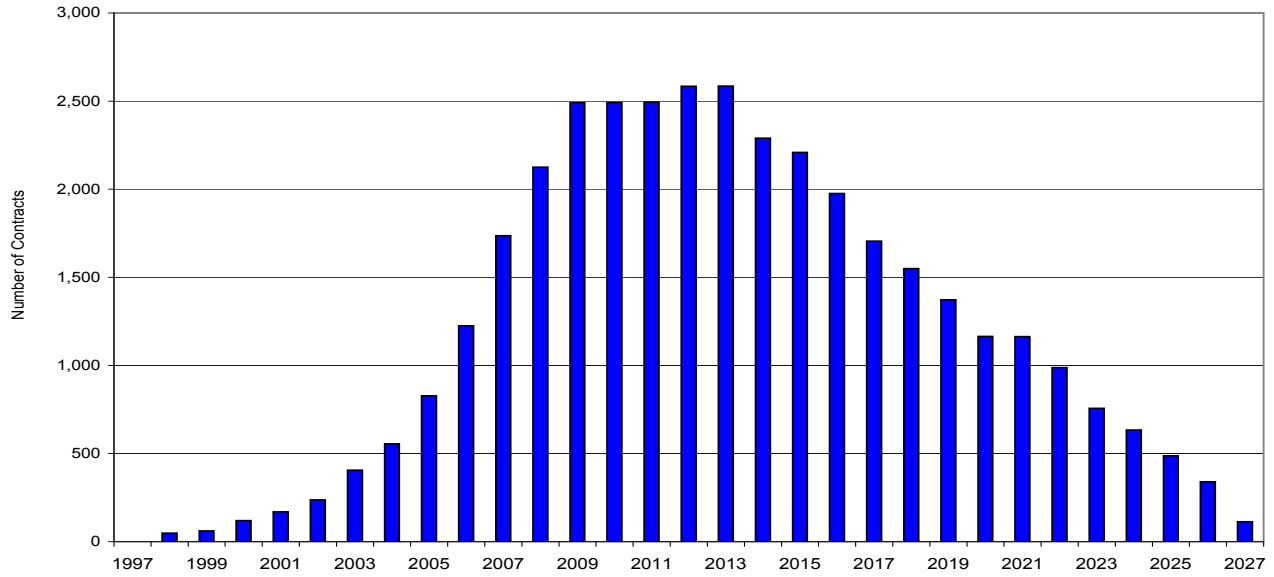
---

MET was established pursuant to Public Act 316 of 1986 as Michigan's prepaid tuition program. MET is a "qualified tuition program" under Section 529 of the Internal Revenue Code which provides tax exemption for the trust and tax exemption of earnings for contract participants who use MET funds to pay for qualified higher education expenses.

MET allows parents, grandparents, businesses, and others to make contributions at the current rate of tuition for a child to attend any Michigan public college in the future. Michigan is the first state in the nation to enact legislation for a prepaid tuition program. Today, all 50 states have established similar prepaid or college savings programs.

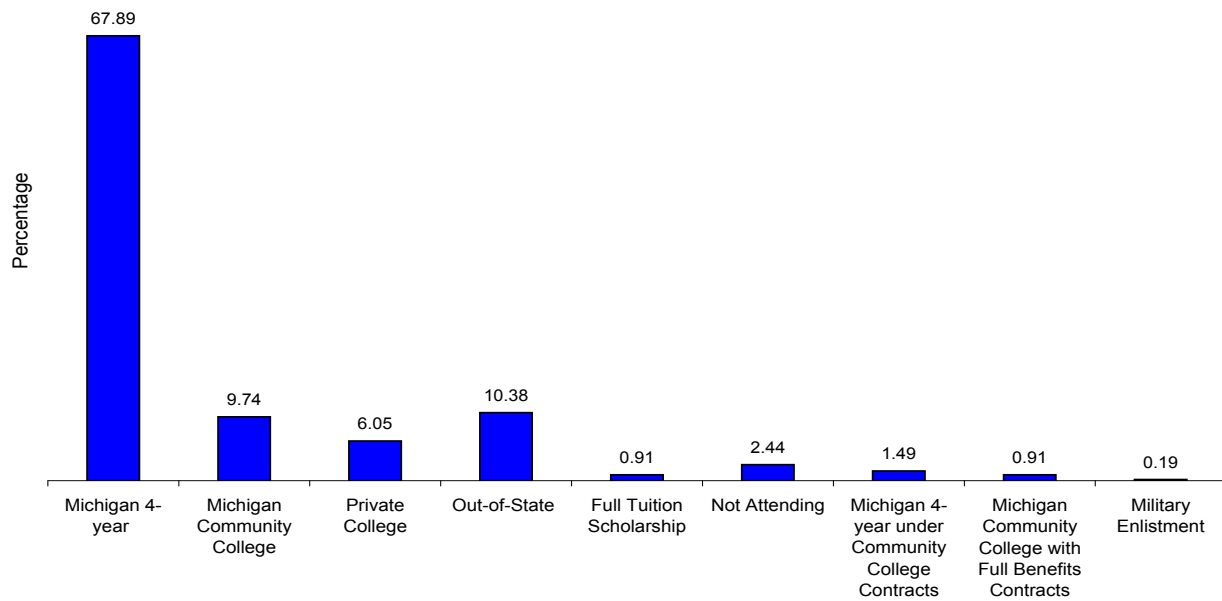
## Contracts by Academic Year Beneficiary is Expected to Attend College

(as of September 30, 2010)

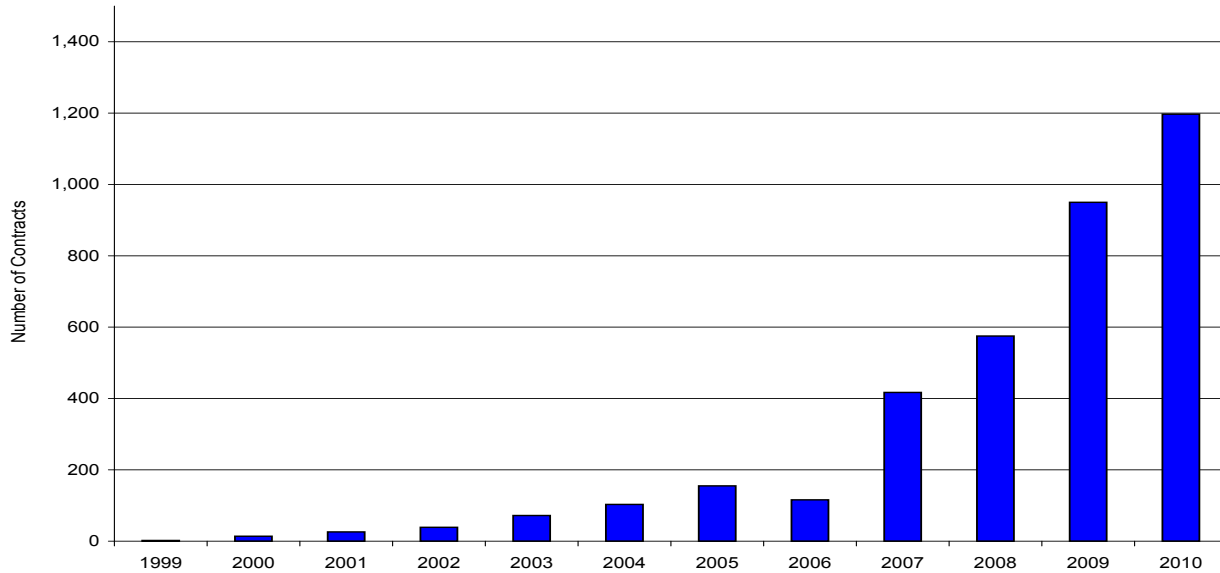


## Contracts in Payment Status

(as of September 30, 2010)



## Contracts Paid in Full (as of September 30, 2010)



## ***TESTIMONIALS***

---

“This year will be the first year of college for our youngest child. Shortly after our daughter, Keli, was born we purchased a full benefit MET contract. For more than twelve years she has held up her end by maintaining good grades in hopes of one day becoming a pediatrician. Through the Michigan Education Trust, we are able to hold up our end by not letting her hopes down. This year will be the first year of college for our youngest child. The University of Michigan is getting a new freshman. Thanks Keli and thank you MET.”

Cleophus Boyd Jr., Purchaser

“In 1988 we purchased a MET contract for our son when he was 12. It enabled him to pursue his engineering degree without worrying about rising tuition costs each semester. We have always felt that it was one of the best decisions we ever made. We were so completely satisfied with the program that 22 years later we are now purchasing MET contracts for his three children. What better gift can there be than the peace of mind of knowing that no matter how much tuition costs rise in the coming years, it will be covered?”

Charles and Joanne White, Purchasers

“In 1988, I purchased 3 years on behalf of my daughter, then a 9th grader for \$6,750.00 . In 1996, she graduated from MSU, and the value of that tuition was \$15,000.00. My daughter had to pay income tax on the difference. This is no longer the law. I have as a result purchased contracts at birth for all 4 of my grandchildren. Needless to say, I am sold on the benefits of MET for my family. It has been proven to me. The rest is up to my grandchildren to do their job, and I am counting on it.”

Paul H. Kinzer, Purchaser

“We believe the Michigan Education Trust has allowed our family an opportunity to feel good about our son’s future.”

George and Maria Johnson, Purchasers

December 20, 2010

Rick Kaye, Owner  
Richard M. Kaye & Associates  
PricewaterhouseCoopers Plaza  
1900 St. Antoine Street  
Detroit, MI 48226

Dear Mr. Kaye:

At your request, PricewaterhouseCoopers LLP (PwC) has performed an actuarial valuation of Plan D (MET II) of the Michigan Education Trust (MET or the Trust), at the request of the Trust as of September 30, 2010. The valuation is based on data furnished by MET regarding the contracts in force as of September 30, 2010; unaudited financial data provided by MET; the actuarial basis described herein and the contract provisions in effect for the 1995, 1997, 1998, 1999, 2000, 2002, 2003, 2004, 2005, 2006, 2007, 2008, 2009, and 2010 enrollments.

We have determined that as of September 30, 2010, based on the aforementioned data and assumptions, the market value of Plan D assets was less than the actuarial present value of Plan D benefits by \$127,613,127.

The valuation was performed based upon generally accepted actuarial principles, and tests were performed as considered necessary to ensure the accuracy of the results. We certify that the amounts presented in the accompanying report have been appropriately determined according to the actuarial assumptions stated herein.

Respectfully submitted,



Christopher Walker, FCAS, MAAA  
Principal, PricewaterhouseCoopers LLP



Michael E. Mielzynski, FCAS, MAAA  
Manager, PricewaterhouseCoopers LLP



STATE OF MICHIGAN  
OFFICE OF THE AUDITOR GENERAL  
201 N. WASHINGTON SQUARE  
LANSING, MICHIGAN 48913  
(517) 334-8050  
FAX (517) 334-8079

THOMAS H. MCTAVISH, C.P.A.  
AUDITOR GENERAL

Independent Auditor's Report on  
the Financial Statements

Mr. Robert J. Kleine, State Treasurer and Chair  
Michigan Education Trust Board of Directors  
and  
Ms. Robin R. Lott, Executive Director  
Michigan Education Trust  
Richard H. Austin Building  
Lansing, Michigan

Dear Mr. Kleine and Ms. Lott:

We have audited the statement of net assets (deficit); the statement of revenues, expenses, and changes in net assets (deficit); and the statement of cash flows of the Michigan Education Trust Plan D, a discretely presented component unit of the State of Michigan, as of and for the fiscal years ended September 30, 2010 and September 30, 2009. These financial statements are the responsibility of the Michigan Education Trust's management. Our responsibility is to express an opinion on these financial statements based on our audit.

We conducted our audit in accordance with auditing standards generally accepted in the United States of America and the standards applicable to financial audits contained in *Government Auditing Standards* issued by the Comptroller General of the United States. Those standards require that we plan and perform the audit to obtain reasonable assurance about whether the financial statements are free of material misstatement. An audit includes examining, on a test basis, evidence supporting the amounts and disclosures in the financial statements. An audit also includes assessing the accounting principles used and the significant estimates made by management, as well as evaluating the overall financial statement presentation. We believe that our audit provides a reasonable basis for our opinion.

As described in Note 1, the financial statements present only the Michigan Education Trust Plan D and do not purport to, and do not, present fairly the financial position of the State of Michigan or its component units, or the Michigan Education Trust Plans B and C, as of September 30, 2010 and September 30, 2009 and the changes in financial position and cash flows thereof for the fiscal years then ended in conformity with accounting principles generally accepted in the United States of America.

In our opinion, the financial statements referred to in the first paragraph present fairly, in all material respects, the financial position of the Michigan Education Trust Plan D as of September 30, 2010 and September 30, 2009 and the changes in financial position and cash flows for the fiscal years then ended in conformity with accounting principles generally accepted in the United States of America.

In accordance with *Government Auditing Standards*, we have also issued our report dated December 21, 2010 on our consideration of the Michigan Education Trust's internal control over financial reporting and on our tests of its compliance with certain provisions of laws, regulations, contracts, and grant agreements and other matters. The purpose of that report is to describe the scope of our testing of internal control over financial reporting and compliance and the results of that testing and not to provide an opinion on the internal control over financial reporting or on compliance. That report is an integral part of an audit performed in accordance with *Government Auditing Standards* and should be considered in assessing the results of our audit.

The management's discussion and analysis is not a required part of the basic financial statements but is supplementary information required by the Governmental Accounting Standards Board. We have applied certain limited procedures, which consisted principally of inquiries of management regarding the methods of measurement and presentation of the required supplementary information. However, we did not audit the information and express no opinion on it.

AUDITOR GENERAL

December 21, 2010

# **MANAGEMENT'S DISCUSSION AND ANALYSIS**

---

This is a discussion and analysis of the financial performance of the Michigan Education Trust (MET) Plan D for the fiscal years ended September 30, 2010 and September 30, 2009. MET Plan D is an Internal Revenue Code Section 529 qualified tuition program and is a discretely presented component unit of the State of Michigan, administratively located within the Department of Treasury. MET's management is responsible for the financial statements, notes to the financial statements, and this discussion.

## **Using the Financial Report**

This financial report includes the report of independent auditors, management's discussion and analysis, the basic financial statements, and notes to the financial statements.

The reporting standards in Governmental Accounting Standards Board (GASB) Statement No. 34, *Basic Financial Statements - and Management's Discussion and Analysis - for State and Local Governments*, require a statement of net assets; a statement of revenues, expenses, and changes in net assets; and a statement of cash flows. These financial statements are interrelated and represent the financial status of MET Plan D.

The statement of net assets (deficit) includes the assets, liabilities, and net assets (deficit) at the end of the fiscal year. The statement of revenues, expenses, and changes in net assets (deficit) presents the revenues earned and expenses incurred during the fiscal year. The statement of cash flows presents information related to cash inflows and outflows summarized by operating and investing activities.

## **Financial Analysis of MET Plan D**

The MET Board of Directors approves an annual budget and the investment portfolio allocation. The Bureau of Investments, Department of Treasury, under the direction of the MET Board of Directors, is responsible for short-term and long-term investment of MET funds. The MET portfolio for Plan D may be invested up to 75% in equities with the remainder invested in short-term investments, U.S. government securities, and corporate bonds.

MET funds are invested to coincide with the students' expected years of high school graduation. Once students activate their contracts, colleges and universities submit invoices to MET every semester for tuition and mandatory fees. In 2006, the MET Board approved an amendment allowing students 15 years from the expected year of high school graduation to completely use MET contract benefits. Before that change, students had 9 years to use MET contract benefits.

Annually, the actuary determines the actuarial soundness of each MET plan. Key factors used in the soundness analysis are tuition increases (short-term and long-term), investment performance, and college selection by students and purchasers.

MET Plan D received 1,975 new contracts and \$30.6 million in prepaid tuition amounts during fiscal year 2009-10. In fiscal year 2008-09, MET received 2,225 new contracts and \$45.3 million in prepaid tuition amounts. In fiscal year 2007-08, MET received 2,648 new contracts and \$49.4 million in prepaid tuition amounts.

## Comparison of Current Year and Prior Year Results

**Condensed Financial Information**  
**From the Statement of Net Assets (Deficit)**  
As of September 30  
(In Thousands)

	2010	2009	2008
Current assets	\$ 82,624	\$ 89,783	\$ 70,129
Noncurrent assets	555,042	503,246	491,527
Total assets	<u>\$ 637,666</u>	<u>\$ 593,029</u>	<u>\$ 561,656</u>
Current liabilities	\$ 48,705	\$ 37,386	\$ 26,590
Noncurrent liabilities	716,574	608,311	660,953
Total liabilities	<u>\$ 765,279</u>	<u>\$ 645,697</u>	<u>\$ 687,544</u>
Net assets (deficit) - Unrestricted	<u>\$ (127,613)</u>	<u>\$ (52,668)</u>	<u>\$ (125,887)</u>
Total net assets (deficit)	<u>\$ (127,613)</u>	<u>\$ (52,668)</u>	<u>\$ (125,887)</u>

**Total net assets** decreased by \$74.9 million in fiscal year 2009-10 and increased by \$73.2 million in fiscal year 2008-09. The net assets decreased during fiscal year 2009-10 due to the change in the actuarial assumption for the investment yield from 9.5% to 7.4%, which resulted in an increase in the tuition benefits payable. The net assets increased during fiscal year 2008-09 because of increases in the fair value of the assets at year-end and the decrease in the tuition benefits payable, which was a result of the change in actuarial assumptions that occurred during fiscal year 2008-09 when the investment yield was increased from 7.5% to 9.5%.

**Current assets** decreased by \$7.2 million in fiscal year 2009-10 and increased by \$19.7 million in fiscal year 2008-09. In fiscal year 2009-10, the decrease was primarily caused by an investment increase in the long-term investment portfolio. In fiscal year 2008-09, the increase resulted when various investments matured and the proceeds were not immediately reinvested in the long-term portfolio because of market volatility at the time.

**Total assets** increased by \$44.6 million in fiscal year 2009-10 and increased by \$31.4 million in fiscal year 2008-09. These increases resulted from the sale of new contracts and the increase in fair value of investments.

**Total liabilities** increased by \$119.6 million in fiscal year 2009-10 and decreased by \$41.8 million in fiscal year 2008-09. These changes were a direct result of the changes in the actuarial assumptions. During fiscal year 2008-09, the MET Board of Directors increased the investment yield from 7.5% to 9.5%, which resulted in a decrease to the tuition benefits payable and a tuition benefit expense credit. During fiscal year 2009-10, the MET Board of Directors decreased the investment yield from 9.5% to 7.4%, which resulted in an increase to the tuition benefits payable. The assumption change was based on a less than expected recovery in the investment yields in fiscal year 2009-10. The expected investment yield of 9.5% was based on historical market data that supported large stock market increases occurring after periods of large market declines. In addition, during fiscal year 2008-09, the MET Board of Directors decreased the projected tuition rate increase from 7.3% annually to 6.5%, which decreased the tuition benefits payable.

**Condensed Financial Information**  
**From the Statement of Revenues, Expenses, and**  
**Changes in Net Assets (Deficit)**  
Fiscal Years Ended September 30  
(In Thousands)

	2010	2009	2008
Operating revenues			
Interest and dividends income	\$ 11,085	\$ 12,935	\$ 13,437
Net increase (decrease) in the fair value of investments	33,440	(12,382)	(92,552)
Other miscellaneous income	46	69	100
Total operating revenues	<u>\$ 44,571</u>	<u>\$ 622</u>	<u>\$ (79,014)</u>
Operating expenses			
Salaries and other administrative expenses	\$ 2,731	\$ 2,026	\$ 1,831
Tuition benefit expense (credit)	116,786	(74,623)	33,223
Total operating expenses	<u>\$ 119,517</u>	<u>\$ (72,597)</u>	<u>\$ 35,055</u>
Operating income (loss)	<u>\$ (74,945)</u>	<u>\$ 73,220</u>	<u>\$ (114,068)</u>
Increase (Decrease) in net assets	\$ (74,945)	\$ 73,220	\$ (114,068)
Net assets (deficit) - Beginning of fiscal year	<u>(52,668)</u>	<u>(125,887)</u>	<u>(11,819)</u>
Net assets (deficit) - End of fiscal year	<u>\$ (127,613)</u>	<u>\$ (52,668)</u>	<u>\$ (125,887)</u>

**The net increase (decrease) in the fair value of investments** increased by \$33.4 million in fiscal year 2009-10 and decreased by \$12.4 million in fiscal year 2008-09 primarily because of the changes in the fair value of investments in equities.

**Tuition benefit expense** increased by \$191.4 million in fiscal year 2009-10 and decreased by \$107.8 million in fiscal year 2008-09. These changes were a direct result of the changes in the actuarial assumptions. During fiscal year 2009-10, the MET Board of Directors decreased the investment yield from 9.5% to 7.4%, which resulted in an increase to the tuition benefit expense. During fiscal year 2008-09, the MET Board of Directors increased the investment yield from 7.5% to 9.5% and decreased the projected tuition rate increase from 7.3% annually to 6.5%, which resulted in a decrease to the tuition benefits payable and a tuition benefit expense credit.

The **deficit in net assets - end of fiscal year** increased by \$74.9 million in fiscal year 2009-10 and decreased by \$73.2 million in fiscal year 2008-09. The increase and decrease in both fiscal years resulted from the differences in the market value of assets to the present value of the future tuition benefit obligation.

**Condensed Financial Information**  
**From the Statement of Cash Flows**  
Fiscal Years Ended September 30  
(In Thousands)

	2010	2009	2008
Net cash provided (used) by:			
Operating activities	\$ 13,547	\$ 41,583	\$ 56,427
Investing activities			
	(19,634)	(23,111)	(31,661)
Net cash provided (used) - All activities	\$ (6,087)	\$ 18,472	\$ 24,766
Cash and cash equivalents - Beginning of fiscal year	70,228	51,756	26,990
Cash and cash equivalents - End of fiscal year	\$ 64,141	\$ 70,228	\$ 51,756

The **net cash provided by operating activities** decreased by \$28.0 million in fiscal year 2009-10 and decreased by \$14.8 million in fiscal year 2008-09. The decreases were attributed primarily to a decrease in contract enrollment.

The **net cash used by investing activities** decreased by \$3.5 million in fiscal year 2009-10 and decreased by \$8.6 million in fiscal year 2008-09. The decreases indicate that a greater percentage of new purchases of investments were funded with cash from the sale and maturities of prior investments instead of cash from operations.

Fewer prepaid contracts were sold during open enrollment for fiscal year 2009-10 and 2008-09 compared to fiscal year 2007-08. This decline in new enrollments resulted in a 32.5% decrease in prepaid tuition amounts received compared to amounts received in fiscal year 2008-09 and an 8.3% decrease in prepaid tuition amounts received in fiscal year 2008-09 compared to amounts received in fiscal year 2007-08.

**Factors Impacting Future Periods**

Prepaid tuition receipts translate into an increase in the tuition liability; however, the actuarial soundness of MET is based in part on new contracts being purchased, market performance of investments, and factors affecting estimates of future tuition benefits. As stated in the actuary's report, MET Plan D is 83.3% funded and is expected to pay benefits through 2021 even if no new contracts are issued. The MET Plan D actuary's cash flow report expects tuition payments to students activating their contracts to be:

Fiscal Years Ending	Expected Tuition Payments	Expected Number of Contracts
2011 - 2013	\$216,852,139	7,855
2014 - 2016	\$255,266,429	6,890
2017 - 2019	\$242,797,684	5,015
2020 - 2022	\$220,038,862	3,699
After 2022	\$362,235,919	2,926

The enrollment period for 2008 was from September 1, 2007 through August 31, 2008. The enrollment period for 2009 was from September 3, 2008 through August 31, 2009. The enrollment period for 2010 was from November 2, 2009 through June 30, 2010. New enrollment contract prices are adjusted annually to reflect changes in tuition costs and investment earnings and will increase cash, future tuition benefits payable, and the asset base of MET Plan D.

The MET Board of Directors reviews asset allocation and investment performance on a quarterly basis to balance investment risk and maximize rates of return. At the beginning of fiscal year 2007-08, the MET Board changed the long-term investment portfolio strategy to address the unfunded liability issue. The new MET Plan D target portfolio for investment is now 25% in fixed income securities (short-term investments, U.S. government securities, and corporate bonds) and 75% in equities (mutual funds).

It is expected that Michigan public universities will continue to adopt higher tuition rates in subsequent years as the State appropriated funds remain flat. The average yearly tuition increase over the last 20 years has been 7.2% for four-year universities and 4.3% for two-year community colleges, compared to the actuarial assumption of 6.5% for both types of contracts.

MICHIGAN EDUCATION TRUST PLAN D  
Statement of Net Assets (Deficit)  
As of September 30

<b>ASSETS</b>	2010	2009
Current assets:		
Cash and cash equivalents (Note 3)	\$ 64,140,578	\$ 70,227,656
Tuition contracts receivable (Note 4)	17,049,998	18,159,943
Interest and dividends receivable	1,401,716	1,395,688
Amounts due from contract purchaser	31,636	
Total current assets	\$ 82,623,928	\$ 89,783,287
Noncurrent assets:		
Investments (Note 3)	507,968,481	454,894,086
Tuition contracts receivable (Note 4)	47,073,582	48,351,892
Total assets	\$ 637,665,991	\$ 593,029,265
 <b>LIABILITIES</b>		
Current liabilities:		
Amounts due to MET Program (Plans B and C)	\$ 2,704,865	\$ 3,386,117
Tuition benefits payable (Note 5)	46,000,000	34,000,000
Total current liabilities	\$ 48,704,865	\$ 37,386,117
Noncurrent liabilities:		
Tuition benefits payable (Note 5)	716,574,253	608,310,800
Total liabilities	\$ 765,279,118	\$ 645,696,917
 <b>NET ASSETS</b>		
Net assets (deficit) - Unrestricted	\$ (127,613,127)	\$ (52,667,652)
Total net assets (deficit) (Note 2)	\$ (127,613,127)	\$ (52,667,652)

The accompanying notes are an integral part of the financial statements.

MICHIGAN EDUCATION TRUST PLAN D  
Statement of Revenues, Expenses, and Changes in Net Assets (Deficit)  
Fiscal Years Ended September 30

	<u>2010</u>	<u>2009</u>
<b>OPERATING REVENUES</b>		
Interest and dividends income	\$ 11,085,276	\$ 12,935,091
Net increase (decrease) in the fair value of investments	33,440,017	(12,381,511)
Other miscellaneous income	46,442	68,741
Total operating revenues	<u>\$ 44,571,735</u>	<u>\$ 622,321</u>
<b>OPERATING EXPENSES</b>		
Salaries and other administrative expenses	\$ 2,731,004	\$ 2,026,023
Tuition benefit expense (credit) (Note 6)	116,786,206	(74,623,377)
Total operating expenses	<u>\$ 119,517,210</u>	<u>\$ (72,597,354)</u>
Operating income (loss)	<u>\$ (74,945,475)</u>	<u>\$ 73,219,675</u>
Increase (Decrease) in net assets	\$ (74,945,475)	\$ 73,219,675
Net assets (deficit) - Beginning of fiscal year	<u>(52,667,652)</u>	<u>(125,887,327)</u>
Net assets (deficit) - End of fiscal year (Note 2)	<u>\$ (127,613,127)</u>	<u>\$ (52,667,652)</u>

The accompanying notes are an integral part of the financial statements.

MICHIGAN EDUCATION TRUST PLAN D  
Statement of Cash Flows  
Fiscal Years Ended September 30

	<u>2010</u>	<u>2009</u>
<b>CASH FLOWS FROM OPERATING ACTIVITIES</b>		
Contract receipts	\$ 51,508,249	\$ 62,890,312
Interest and dividends received	11,079,249	13,139,385
Contract payments	(45,516,873)	(33,458,578)
Administrative and other expenses paid	(3,569,766)	(1,057,124)
Application and other fees collected	46,441	68,740
Net cash provided (used) by operating activities	<u>\$ 13,547,300</u>	<u>\$ 41,582,735</u>
<b>CASH FLOWS FROM INVESTING ACTIVITIES</b>		
Purchase of investment securities	\$ (22,608,765)	\$ (73,326,198)
Proceeds from sale and maturities of investment securities	2,974,387	50,215,292
Net cash provided (used) by investing activities	<u>\$ (19,634,378)</u>	<u>\$ (23,110,906)</u>
Net cash provided (used) - All activities	\$ (6,087,078)	\$ 18,471,829
Cash and cash equivalents - Beginning of fiscal year	<u>70,227,656</u>	<u>51,755,827</u>
Cash and cash equivalents - End of fiscal year	<u>\$ 64,140,578</u>	<u>\$ 70,227,656</u>
<b>RECONCILIATION OF OPERATING INCOME (LOSS) TO NET CASH PROVIDED (USED) BY OPERATING ACTIVITIES</b>		
Operating income (loss)	\$ (74,945,475)	\$ 73,219,675
Adjustments to reconcile operating income (loss) to net cash provided (used) by operating activities:		
Unrealized and realized (gains) losses	(33,440,017)	12,381,511
Changes in assets and liabilities:		
Interest and dividends receivable	(6,028)	204,293
Tuition contracts receivable	2,388,255	(2,376,069)
Amounts due from contract purchaser	(31,637)	
Amounts due to MET Program (Plans B and C)	(681,252)	795,844
Tuition benefits payable	<u>120,263,454</u>	<u>(42,642,519)</u>
Net cash provided (used) by operating activities	<u>\$ 13,547,300</u>	<u>\$ 41,582,735</u>

The accompanying notes are an integral part of the financial statements.

# NOTES TO THE FINANCIAL STATEMENTS

---

## Note 1 Basis of Presentation and Reporting Entity

### a. Basis of Presentation

The financial statements of the Michigan Education Trust (MET) Plan D have been prepared in accordance with accounting principles generally accepted in the United States of America as applicable to governmental units.

### b. Reporting Entity

MET was created under Act 316, P.A. 1986 (Sections 390.1421 - 390.1444 of the *Michigan Compiled Laws*), to operate a prepaid college tuition program. MET is governed by a 9-member Board of Directors that consists of 1 ex-officio member (the State Treasurer, acting as chairperson) and 8 public members who are appointed by the Governor with the advice and consent of the Senate. MET is administratively located within the Department of Treasury. The State Treasurer, as MET's agent, may not commingle funds and must maintain a separate bank account for MET. MET is a proprietary component unit of the State of Michigan and is reported as such in the *State of Michigan Comprehensive Annual Financial Report*. The accompanying financial statements present only MET Plan D. Accordingly, they do not purport to, and do not, present fairly the financial position and changes in financial position and cash flows of the State of Michigan or its component units, or MET Plans B and C, in conformity with accounting principles generally accepted in the United States of America as applicable to governmental units.

Act 316, P.A. 1986, empowers MET, on behalf of itself and the State of Michigan, to enter into a contract with a purchaser which provides that, in return for a specified actuarially determined payment, MET will provide a Michigan child's undergraduate tuition at any Michigan public university or community college. The purchase amount is based on several factors, including tuition costs, anticipated investment earnings, anticipated tuition rate increases, and the type of contract purchased. MET offers a full benefits contract, a limited benefits contract, and a community college contract. MET's property, income, and operations have been statutorily exempted from all taxation by the State and its political subdivisions. The Act and the contracts specifically provide that the State is not liable if MET becomes actuarially unsound. In that event, the contracts provide for refunds to participants based on a proportion of the remaining assets.

As of September 30, 2010, there have been 18 enrollment periods over 17 years for MET. The 1988, 1989, and 1990 enrollments are known as Plans B and C. The 1995, 1997, 1998, 1999, 2000, 2002, 2003, 2004, 2005, 2006, 2007, 2008, 2009, and 2010 enrollments are known as Plan D. The Plan D enrollments are accounted for and reported separately from the Plans B and C enrollments. These financial statements report only Plan D enrollments. Separate financial statements and actuarial valuation of Plans B and C enrollments are available from the MET office at P.O. Box 30198, Lansing, Michigan 48909.

Note 2 Summary of Significant Accounting Policies

a. Measurement Focus and Basis of Accounting

The financial statements contained in this report are prepared using the economic resources measurement focus and the accrual basis of accounting as provided by accounting principles generally accepted in the United States of America as applicable to governmental units. Under the accrual basis of accounting, revenues are recorded when earned and expenses are recorded when a liability is incurred, regardless of the timing of cash flows. Tuition benefit expense represents accretion of the tuition benefits obligation (see Note 5).

As allowed by Governmental Accounting Standards Board (GASB) Statement No. 20, *Accounting and Financial Reporting for Proprietary Funds and Other Governmental Entities That Use Proprietary Fund Accounting*, MET follows all GASB pronouncements and those Financial Accounting Standards Board (FASB) Statements and Interpretations, Accounting Principles Board (APB) Opinions, and Accounting Research Bulletins of the Committee on Accounting Procedures that were issued on or before November 30, 1989, except those that conflict with a GASB pronouncement.

b. Assets, Liabilities, and Net Assets

(1) Cash and Cash Equivalents: Cash and cash equivalents reported on the statement of net assets include deposits with financial institutions and short-term investments with original maturities that are generally less than three months used for cash management rather than investing activities.

(2) Investments: MET's deposits and investments are held in a fiduciary capacity by the State Treasurer. Act 316, P.A. 1986, authorizes the MET Board of Directors to invest MET's assets in any instrument, obligation, security, or property that it considers to be appropriate. The Act also authorizes the pooling of MET's investments with investments of the State, such as the pension funds, for investment purposes. Investments are carried at fair value (see Note 3).

(3) Tuition Contracts Receivable: The present value of the future monthly purchase contract payments is recorded as a current and noncurrent asset of MET. In fiscal year 2009-10, the discount rate applied to expected future cash flows to determine present value was 7.4%. In fiscal year 2008-09, the discount rate was 9.5%.

(4) Liabilities: The actuarial present value of the future tuition benefits obligation is recorded as a current and noncurrent liability of MET (see Note 5).

(5) Net Assets (Deficit): MET's net assets represent the investment appreciation and the investment revenue in excess of (or less than) the actuarial present value of the future tuition benefits obligation and expenses (see Note 5). Positive net assets are restricted because of the contractual obligations MET must adhere to on behalf of the purchasers and beneficiaries for which prepaid tuition was collected and invested. Negative net assets are unrestricted. The enabling legislation for MET is Act 316, P.A. 1986. Section 17 of the Act

indicates that the assets of the trust shall be preserved, invested, and expended solely pursuant to and for the purposes set forth in the Act and shall not be loaned or otherwise transferred or used by the State for any purpose other than the purposes of the Act.

Note 3 Deposits and Investments

a. General Information

In accordance with GASB Statement No. 40, *Deposit and Investment Risk Disclosures*, policies and practices with respect to custodial credit risk, foreign currency risk, interest rate risk, credit risk, and concentration of credit risk are discussed in the following paragraphs.

b. Deposits

(1) Custodial Credit Risk

Custodial credit risk for deposits is the risk that, in the event of the failure of a depository financial institution, MET will not be able to recover deposits or will not be able to recover collateral securities that are in the possession of an outside party. MET does not have a policy for custodial credit risk for deposits.

At the end of fiscal year 2009-10, the carrying amount of MET's deposits for Plan D and the amount reflected in the accounts of the banks was \$20,149,280. At the end of fiscal year 2008-09, the carrying amount of MET's deposits for Plan D and the amount reflected in the accounts of the banks was \$27,245,807. The September 30, 2010 and September 30, 2009 balances were covered by federal depository insurance or collateral held with MET's agent in MET's name and, therefore, were not exposed to custodial credit risk.

(2) Foreign Currency Risk

Foreign currency risk for deposits is the risk that changes in exchange rates will adversely affect the fair value of a deposit. As of September 30, 2010 and September 30, 2009, MET had no foreign deposits.

c. Investments

(1) Interest Rate Risk

Interest rate risk is the risk that changes in interest rates will adversely affect the fair value of an investment. MET does not have a policy to restrict interest rate risk for long-term investments.

The following table shows the fair value of investments for Plan D by investment type and in total (in millions) at September 30, 2010:

	Fair Value	Investment Maturities			
		Less Than 1 Year	1 to 5 Years	6 to 10 Years	More Than 10 Years
<b>Investments:</b>					
Commercial paper	\$ 44.0	\$ 44.0	\$	\$	\$
U.S. agencies - backed	10.4		4.0		6.4
Corporate bonds and notes	138.0	9.0	56.2	72.8	
* Mutual funds	359.6				
<b>Total investments</b>	<b>\$ 552.0</b>	<b>\$ 53.0</b>	<b>\$ 60.2</b>	<b>\$ 72.8</b>	<b>\$ 6.4</b>
<b>Less investments reported as "cash equivalents" on statement of net assets</b>					
	(44.0)				
<b>Total investments</b>	<b>\$ 508.0</b>				
<b>As Reported on the Statement of Net Assets</b>					
Noncurrent restricted investments	\$ 508.0				
<b>Total investments</b>	<b>\$ 508.0</b>				

\* Mutual funds have no fixed income or duration and, therefore, are not segmented for time.

The following table shows the fair value of investments for Plan D by investment type and in total (in millions) at September 30, 2009:

	Fair Value	Investment Maturities			
		Less Than 1 Year	1 to 5 Years	6 to 10 Years	More Than 10 Years
<b>Investments:</b>					
Commercial paper	\$ 43.0	\$ 43.0	\$	\$	\$
U.S. agencies - backed	9.1				9.1
Corporate bonds and notes	126.4		58.8	62.3	5.3
* Mutual funds	319.5				
<b>Total investments</b>	<b>\$ 498.0</b>	<b>\$ 43.0</b>	<b>\$ 58.8</b>	<b>\$ 62.3</b>	<b>\$ 14.4</b>
<b>Less investments reported as "cash equivalents" on statement of net assets</b>					
	(43.0)				
<b>Total investments</b>	<b>\$ 455.0</b>				
<b>As Reported on the Statement of Net Assets</b>					
Noncurrent restricted investments	\$ 455.0				
<b>Total investments</b>	<b>\$ 455.0</b>				

\* Mutual funds have no fixed income or duration and, therefore, are not segmented for time.

(2) Credit Risk

Credit risk is the risk that an issuer or other counterparty to an investment will not fulfill its obligations. MET limits investments in commercial paper, at the time of purchase, to the top two ratings issued by two national rating services: ratings of A-1 and A-2 from Standard & Poor's and ratings of P-1 and P-2 from Moody's Investors Service. MET's policy also limits investments in corporate bonds, at the time of purchase, to the top four ratings of the two rating services: ratings of AAA, AA, A, and BBB from Standard & Poor's and ratings of Aaa, Aa, A, and Baa from Moody's Investors Service. As of September 30, 2010, the fair value and credit quality ratings of investments were as follows:

Investment	Fair Value	Credit Quality Rating	
		Standard & Poor's	Moody's Investors Service
Government National Mortgage Association	\$ 6,372,602	Backed*	Backed
Dodge & Cox (mutual fund)	37,629,439	Not rated	Not rated
John Hancock Funds, LLC (mutual fund)	37,330,273	Not rated	Not rated
The Vanguard Group, Inc. (mutual fund)	284,593,791	Not rated	Not rated
Avon Products, Inc.	3,885,247	A-	A2
BellSouth Corp.	5,618,101	A	A2
Bottling Group, LLC	5,737,935	A	A2
Burlington Northern Santa Fe Railway	1,289,412	A+	Aa2
Cargill, Inc.	5,533,030	A	A2
Caterpillar Financial Services Corp.	5,796,400	A	A2
Dow Chemical Company	5,436,215	BBB-	Baa3
Emerson Electric Company	5,694,165	A	A2
Federal Home Loan Banks	3,999,932	AAA	Aaa
GATX Corp.	3,182,525	BBB+	A3
General Electric Capital Corp.	18,907,542	AA+	Aa2
IBM Corp.	8,361,402	A+	A1
John Deere Capital Corp.	5,794,885	A	A2
Pfizer Inc.	2,812,360	AA	A1
Pitney Bowes Inc.	3,255,258	BBB+	A1
Precision Castparts Corp.	5,345,840	A-	Baa1
Seariver Maritime Financial Holdings, Inc.	23,573,148	AAA	Aaa
Target Corp.	3,829,968	A+	A2
Textron Financial Corp.	2,082,788	BB+	Baa3
US Central Federal Credit Union	5,042,720	AAA	Aaa
Verizon Communications, Inc.	5,753,295	A	A3
Walgreen Co.	5,811,025	A	A2
Wal-Mart Stores, Inc.	5,299,184	AA	Aa2
Total fair value	<u>\$507,968,481</u>		

\* Backed by the full faith and credit of the United States government.

As of September 30, 2009, the fair value and credit quality ratings of investments were as follows:

Investment	Fair Value	Credit Quality Rating	
		Standard & Poor's	Moody's Investors Service
Government National Mortgage Association	\$ 9,052,036	Backed	Backed
Dodge & Cox (mutual fund)	35,282,079	Not rated	Not rated
John Hancock Funds, LLC (mutual fund)	33,297,419	Not rated	Not rated
The Vanguard Group, Inc. (mutual fund)	250,894,467	Not rated	Not rated
Avon Products, Inc.	3,531,114	A	A2
BellSouth Corp.	5,199,390	A	A2
Bottling Group, LLC	5,328,280	A	A2
Burlington Northern Santa Fe Railway	1,302,826	A	Aa2
Cargill, Inc.	5,164,625	A	A2
Caterpillar Financial Services Corp.	5,193,735	A	A2
Dow Chemical Company	4,929,570	BBB-	Baa3
Emerson Electric Company	5,290,625	A	A2
GATX Corp.	3,447,929	A-	A3
General Electric Capital Corp.	18,836,742	AA+	Aa2
IBM Corp.	7,714,581	A+	A1
John Deere Capital Corp.	5,315,275	A	A2
Pfizer Inc.	2,559,313	AAA	Aa2
Pitney Bowes Inc.	3,238,332	A	A1
Precision Castparts Corp.	5,185,990	BBB+	Baa1
Seariver Maritime Financial Holdings, Inc.	22,924,393	AAA	Aaa
Target Corp.	3,576,999	A+	A2
Textron Financial Corp.	1,857,140	BB+	Baa3
Verizon Communications, Inc.	5,242,255	A	A3
Walgreen Co.	5,435,690	A+	A2
Wal-Mart Stores, Inc.	5,093,283	AA	Aa2
Total fair value	<u>\$454,894,086</u>		

(3) Custodial Credit Risk

Custodial credit risk for investments is the risk that, in the event of failure of the counterparty to a transaction, MET will not be able to recover the value of its investment or collateral securities that are in the possession of an outside party. MET's investments are registered in its name and, therefore, are not subject to custodial credit risk. MET does not have an investment policy for custodial credit risk.

(4) Concentration of Credit Risk

Concentration of credit risk is the risk of loss attributed to the magnitude of MET's investments with a single issuer. MET does not have a policy to limit concentration of credit risk.

At September 30, 2010, MET did not have any investments that represented 5% or more of total investments.

At September 30, 2009, MET had the following investments that represented 5% or more of total investments:

Investment	Fair Value	Credit Quality Rating	
		Standard & Poor's	Moody's Investors Service
Seariver Maritime Financial Holdings, Inc.	\$22,924,393	AAA	Aaa

(5) Foreign Currency Risk

Foreign currency risk for investments is the risk that changes in exchange rates will adversely affect the fair value of investments. As of September 30, 2010 and September 30, 2009, MET had no foreign investments.

Note 4 Tuition Contracts Receivable

The following table summarizes tuition contracts receivable for monthly purchase contracts as of September 30:

	2010	2009
Tuition contracts receivable	\$ 64,123,580	\$ 66,511,835
Less current value contracts receivable	17,049,998	18,159,943
Long-term tuition contracts receivable	\$ 47,073,582	\$ 48,351,892

Note 5 Tuition Benefits Payable and Net Assets (Deficit)

The standardized measurement of the total tuition benefits obligation of MET is the actuarial present value of the future tuition benefits obligation that will be paid in future years. The tuition benefits obligation is actuarially calculated by projecting the weighted average tuition cost, including mandatory fees, at the assumed annual rate of increase and then calculating the expected present value of the future distributions from the trust based on the investment income and discount rate assumptions. The following table shows the net value of total assets less nontuition liabilities, the present value of total tuition benefits obligation, and the net assets (deficit) of MET Plan D as of September 30:

	2010	2009
Net value of total assets less nontuition liabilities	\$ 634,961,127	\$ 589,643,148
Present value of total tuition benefits obligation	762,574,254	642,310,800
Net value of assets in excess of tuition benefits obligation	\$ (127,613,127)	\$ (52,667,652)
Net value of assets as a percentage of total tuition benefits obligation	83.3%	91.8%

The deficit in net assets is a direct result of the future tuition benefits obligation exceeding the value of assets (unfunded tuition benefit liability). Differences between future assumptions related to actual investment returns and actual tuition increases will affect the net assets or unfunded tuition liability.

The most important assumptions used in the actuarial valuations include the following:

- (1) The investment yield that is applied to expected future cash flows to determine present value was changed to 7.4% as of September 30, 2010 for the first 10 years. This is a decrease from the 9.5% as of September 30, 2009. The investment yield decrease was a result of revised expected returns in equity, bonds, and cash investments. The 7.4% is the long-term earnings rate expected from the assets of MET for the first 10 years. In addition, the 7.4% investment yield is net of any investment expenses charged to MET. The investment yield assumption is based on the earnings of MET's investment portfolio together with estimates of the yields that will be available on reinvestment of income.
- (2) For fiscal year 2009-10, the projected tuition increase was 6.5% compounded annually for all future years. The MET Board of Directors considered the relationship of tuition increases to the consumer price index in determining the tuition increase assumption of 6.5%.
- (3) There was no tax effect from federal income tax.
- (4) MET will pay 110% of the MET weighted average tuition in benefits and refunds.

Presented below are the key assumptions used in the actuarial valuations for Plan D:

	Fiscal Years				
	2009-10	2008-09	2007-08	2006-07	2005-06
Tuition increase	6.5%	6.5%	7.3%	7.3%	7.3%
Tuition increase - long-term	6.5%	6.5%	7.3%	7.3%	7.3%
Present value discount rate	7.4%	9.5%	7.5%	7.5%	7.35%

The following summarizes the tuition benefits payable as of and for the fiscal years ended September 30, 2010 and September 30, 2009:

Balance at October 1, 2008	\$ 684,953,319
Tuition benefit expense provision	(9,367,432)
Payments	(33,275,087)
Balance at September 30, 2009	<u>\$ 642,310,800</u>
Tuition benefit expense provision	165,780,328
Payments	(45,516,874)
Balance at September 30, 2010	<u><u>\$ 762,574,254</u></u>

The amounts due within one year for tuition benefits payable for the fiscal years ended September 30, 2010 and September 30, 2009 are \$46,000,000 and \$34,000,000, respectively. The actuarial assumptions described in this note have a significant impact on the tuition benefit liability. Actual results may differ from the assumptions utilized.

Note 6 Tuition Benefit Expense

Tuition benefit expense is recognized each year and reflects the changes in the present value of the tuition benefits payable from new contracts and for increases and decreases in tuition payments compared to actuarial tuition assumptions. The actuarial assumptions adopted by the MET Board of Directors have a significant impact on the calculation of the tuition benefit expense.

During fiscal year 2009-10, the tuition benefit expense increased from fiscal year 2008-09 as a result of changes in the actuarial assumptions for the investment yield.

Note 7 Tax Status

On November 8, 1994, the U.S. Court of Appeals for the Sixth Circuit ruled that MET is an integral part of the State of Michigan; thus, the investment income realized by MET is not currently subject to federal income tax.

Distributions made in excess of contributions (whether to the refund designee or the beneficiary or to a college on behalf of the beneficiary) are taxable income to the refund designee or the beneficiary. After January 1, 2002, these excess distributions are no longer subject to federal income tax if used for qualified higher education expenses. The federal Pension Protection Act, enacted in August 2006, provides permanent tax exemption for Internal Revenue Code Section 529 qualified tuition programs.

On August 20, 1996, the Small Business Job Protection Act of 1996 (known as the "1996 Tax Act") was signed into law. The 1996 Tax Act included a provision adding a new section to the Internal Revenue Code of 1986 defining "qualified tuition programs." A qualified tuition program is generally exempt from income tax but is subject to unrelated business income tax. MET has no unrelated business income.

In May 1997, MET submitted a request for ruling to the Internal Revenue Service (IRS) for verification that MET is in compliance with the 1996 Tax Act. On December 23, 1997, the IRS issued a favorable ruling, which confirms that MET meets the requirements for exemption from federal income tax as a state qualified tuition program described in Section 529 of the Internal Revenue Code.

Note 8 Risk Management


MET participates in the State of Michigan's (primary government) risk management program. The State is self-insured for most general liability and property losses; portions of its employee insurance benefit and bonding programs; and automobile liability, workers' compensation, and unemployment claims. The State Sponsored Group Insurance Fund and Risk Management Fund (internal service funds) have been established by the State to account for these self-insured risk management programs. As a participant, MET recognizes expenses for payments made to the State in a manner similar to purchasing commercial insurance. Charges to finance the self-insured programs are based on estimates of amounts needed to pay prior and current year claims as determined annually by the Department of Technology, Management & Budget.

Note 9 Pension Plans

MET employees are State classified employees who are covered by the State Employees' Retirement System Defined Benefit or Defined Contribution Plans. Detail and data regarding the Plans' descriptions, accounting policies, vesting and eligibility requirements, actuarial cost methods and

assumptions, funding status and requirements, and 10-year historical trend information are provided in the Plans' detailed financial reports. State statutes provide retired employees with other postemployment benefits, such as health, dental, vision, and life insurance coverage based on vesting and other requirements. The cost of retiree health care and other benefits is allocated by the Office of Retirement Services and funded on a pay-as-you-go basis.

MET was billed and paid an average 33.3% and 30.6% of its payroll costs for pension charges and retiree postemployment benefits in fiscal years 2009-10 and 2008-09, respectively. The Plans' detailed financial statements can be obtained from the Office of Retirement Services, Department of Technology, Management & Budget, 7150 Harris Drive, P.O. Box 30171, Lansing, Michigan 48909.



*Since 1988, 96% of high school graduates with a MET contract have gone on to attend a college or university.*

This page intentionally left blank.

Contract Number(s)
--------------------

## Michigan Education Trust Change of Address

It is important that we have correct addresses and phone numbers. Please notify us when a **permanent address** change is made. This will enable us to mail the appropriate individual important program information such as tax information used for income tax purposes. The MET contract is a legal document; therefore, any changes to the contract must be made in writing to the MET office and mailed (or faxed) to the address listed below. Either the Purchaser, Beneficiary or Appointee must sign this form. If change of address applies to more than one Beneficiary (student), please copy this form and submit a separate form for each Beneficiary (student).

<b>This change of address applies to (check all that apply):</b>	
<input type="checkbox"/> Purchaser	<input type="checkbox"/> Beneficiary (student) <input type="checkbox"/> Appointee
Name	E-mail Address
New Address	Daytime Telephone (      )
City, State, ZIP Code	

The Purchaser's signature is required to change Purchaser address. Purchaser may also sign to change address for an Appointee and a Beneficiary under 18 years of age.	
<b>Purchaser Signature</b>	Date

The Beneficiary must be 18 years of age and can only change his/her address.	
<b>Beneficiary Signature</b>	Date

The Appointee's signature is required to change Appointee's address. Appointee may also sign to change address for the Purchaser and a Beneficiary under 18 years of age.	
<b>Appointee Signature</b>	Date

**MAIL TO:**  
Michigan Education Trust  
P.O. Box 30198  
Lansing, Michigan 48909

**Fax:**  
**(517) 373-6967**

Fold here

---

1st Class  
Postage  
Required

Michigan Education Trust  
P.O. Box 30198  
Lansing MI 48909

Fold here

---

## THE MET STAFF

Robin R. Lott  
*Executive Director*

Joseph Asghodom  
*Finance Manager*

Brenda Rustem  
*Office Manager*

Jennifer Wallace  
*Outreach Manager*

Sharon Gleason  
*Processing Supervisor*

Dalynne M. Preston  
*Financial Analyst*

Diane Brewer  
*Policy Analyst*

Jchon Patton  
*Analyst*

Roger Shelley  
*Analyst*

Ratsamy Hakenjos  
*Accountant*

Yoshiaki Tani  
*Accountant*

Donald Fewes  
*Communications Assistant*

Linda Giles-Gordon  
*Executive Secretary*



P.O. Box 30198  
Lansing, MI 48909

Telephone: (517) 335-4767  
Toll-free 1-800-MET-4-KID  
Fax (517) 373-6967  
[www.SETwithMET.com](http://www.SETwithMET.com)