

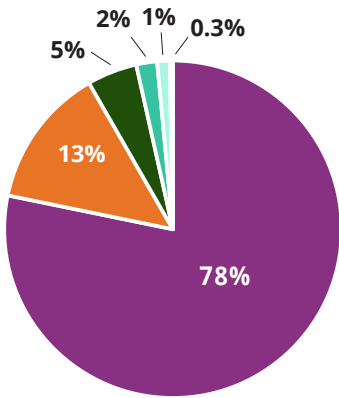
# Who applied?



**9,367** processed applications All applications processed

*Applications referenced below are only those that included the required information and were properly notarized.*

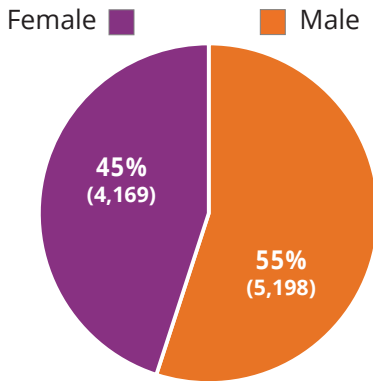
## Race



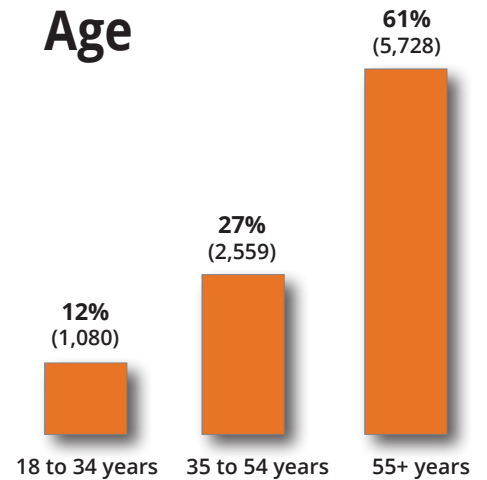
- White (7,332)
- Asian (184)
- Black or African American (1,263)
- Other (117)
- Two or more races (446)
- American Indian or Alaska native (25)

**NOTE:** According to the U.S. Census Bureau, people identifying as of Hispanic or Latino origin can be of any race(s). The percentage of ICRC applicants indicating Hispanic or Latino origin was 1.6 percent (153 applications).

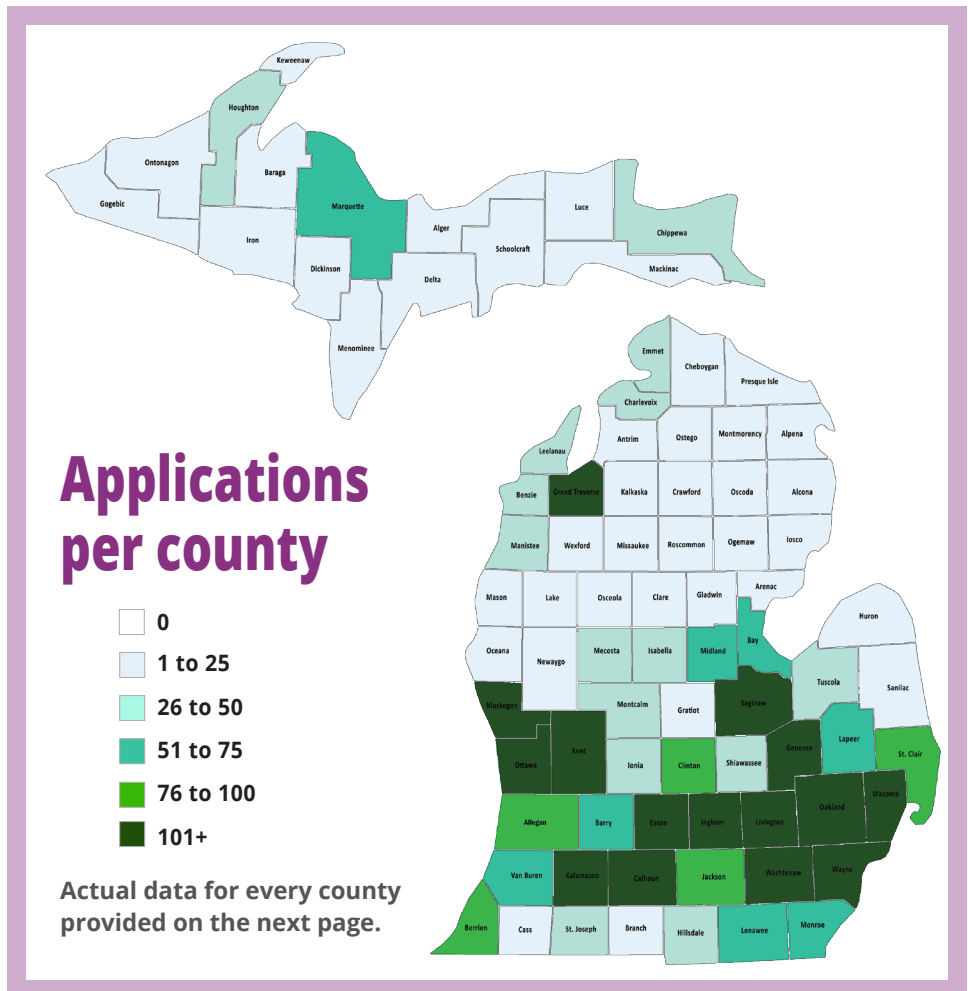
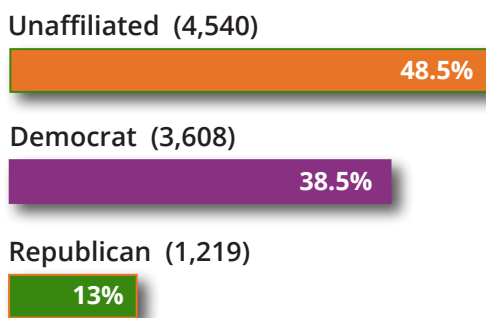
## Gender



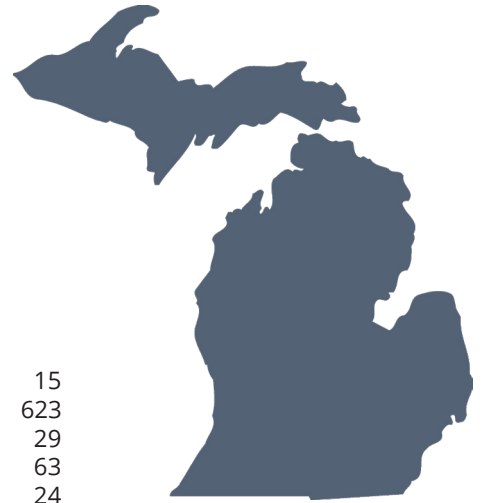
## Age



## Political Affiliation



# Number of processed applications per county



Alcona	4	Genesee	326	Mackinac	15		
Alger	7	Gladwin	16	Macomb	623		
Allegan	98	Gogebic	5	Manistee	29		
Alpena	23	Grand Traverse	122	Marquette	63		
Antrim	20	Gratiot	24	Mason	24		
Arenac	11	Hillsdale	27	Mecosta	26		
Baraga	5	Houghton	31	Menominee	5		
Barry	56	Huron	15	Midland	69		
Bay	75	Ingham	431	Missaukee	9		
Benzie	36	Ionia	41	Monroe	63		
Berrien	90	Iosco	23	Montcalm	37		
Branch	14	Iron	9	Montmorency	5		
Calhoun	106	Isabella	46	Muskegon	122		
Cass	24	Jackson	99	Newaygo	20		
Charlevoix	26	Kalamazoo	271	Oakland	1,777		
Cheboygan	24	Kalkaska	17	Oceana	21		
Chippewa	28	Kent	652	Ogemaw	10		
Clare	19	Keweenaw	4	Ontonagon	5		
Clinton	92	Lake	12	Osceola	12		
Crawford	11	Lapeer	71	Oscoda	6		
Delta	25	Leelanau	40	Otsego	18		
Dickinson	17	Lenawee	66	Ottawa	260		
Eaton	129	Livingston	240	Presque Isle	11		
Emmet	46	Luce	4	Roscommon	19		
						Saginaw	140
						Sanilac	23
						Schoolcraft	3
						Shiawassee	41
						St. Clair	90
						St. Joseph	42
						Tuscola	31
						Van Buren	70
						Washtenaw	627
						Wayne	1,450
						Wexford	23

For more information about Michigan's first-ever  
Independent Citizens Redistricting Commission, please visit

[RedistrictingMichigan.org](https://RedistrictingMichigan.org)