

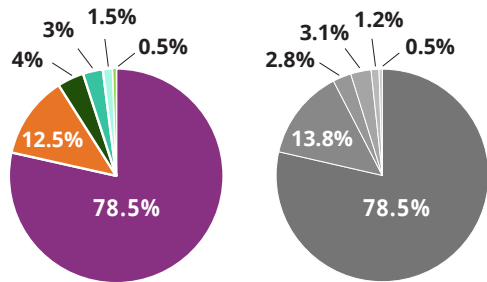
Semifinalists

200 applicants randomly selected



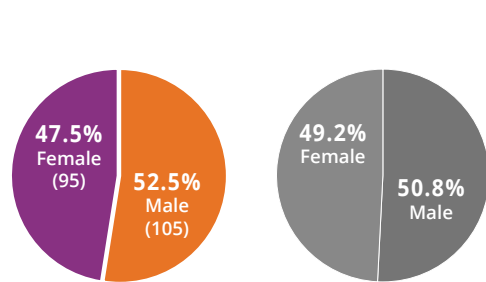
The 200 semifinalists for Michigan's first Independent Citizens Redistricting Commission (ICRC) were randomly selected from a pool of more than 9,300 applications. Per the Michigan Constitution, the semifinalist pool must be representative of the geographic and demographic makeup of the state. The group is required to have 60 applicants who affiliate with the Democratic Party, 60 applicants who affiliate with the Republican Party and 80 applicants who do not affiliate with either major party.

Race



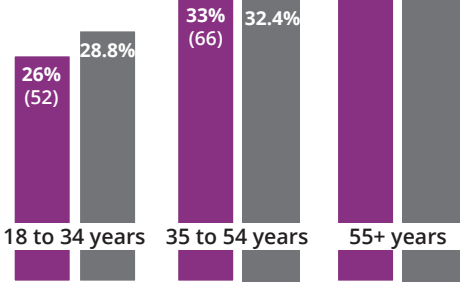
- Semifinalist Pool**
 - White (157)
 - Black or African American (25)
 - Two or more races (8)
- MI Census Data***
 - Asian (6)
 - Other (3)
 - American Indian or Alaska native (1)

Gender



Semifinalist Pool MI Census Data*

Age

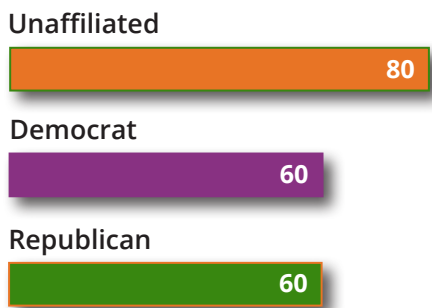


Semifinalists MI Census Data*

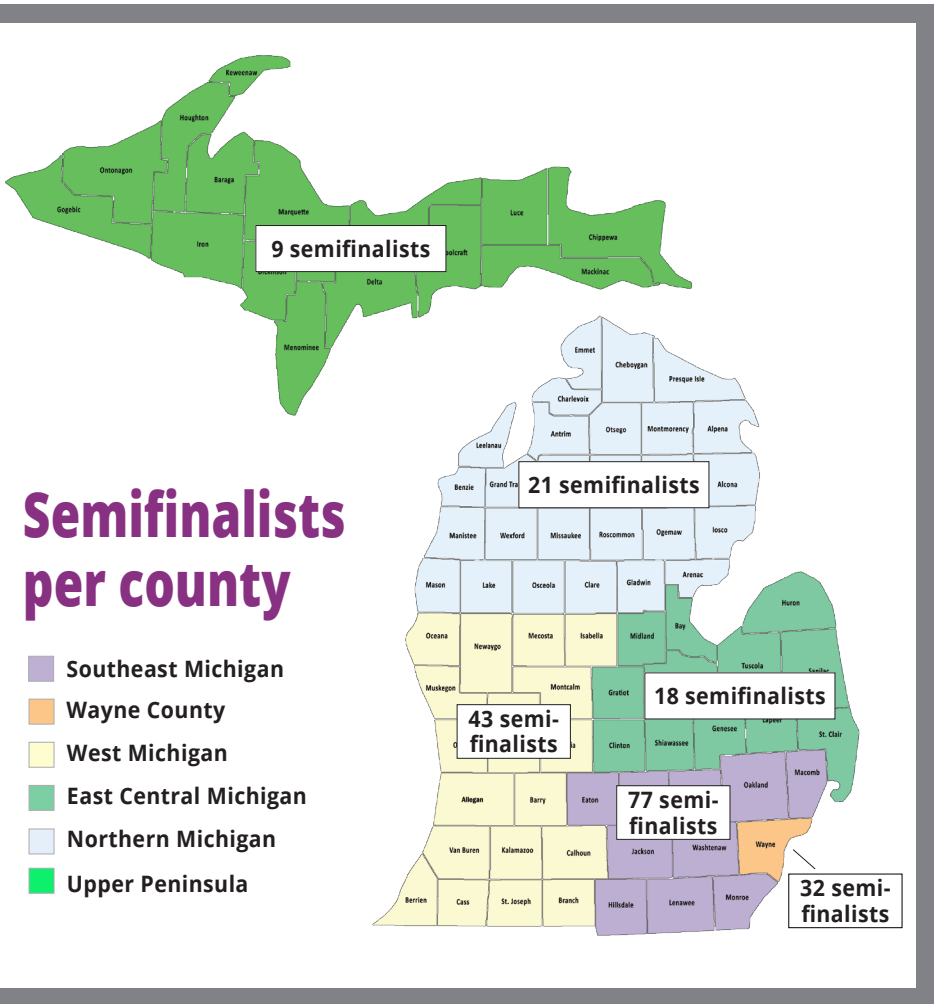
*Source: 2018 American Community Survey 5-Year Estimate (U.S. Census)

NOTE: According to the U.S. Census Bureau, people identifying as of Hispanic or Latino origin can be of any race(s). The percentage of ICRC semifinalists indicating Hispanic or Latino origin is 3.5 percent (seven applications). According to census data,* people of Hispanic or Latino origin comprise 5 percent of Michigan's population.

Political Affiliation



Semifinalists per county



- Southeast Michigan
- Wayne County
- West Michigan
- East Central Michigan
- Northern Michigan
- Upper Peninsula

For more information on the ICRC, including the methodology used to select semifinalists and next steps, please visit RedistrictingMichigan.org.