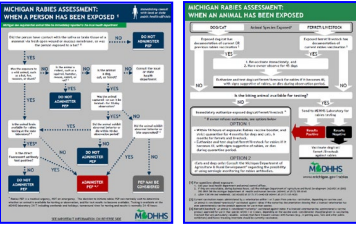


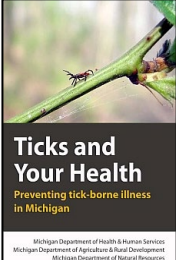

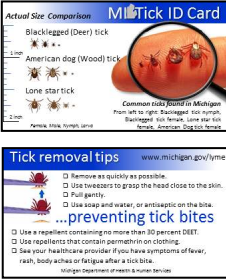






The following publications are available free of charge to Michigan local health departments, healthcare providers, social services agencies, and others. Please complete the order form on page 4 and fax or mail the form to the MDHHS Emerging and Zoonotic Disease Section.

Image	Publication Description	Order Limit
	<p>Michigan Rabies Assessment: When A Person Has Been Exposed (printable PDF version)</p> <p>Michigan Rabies Assessment: When An Animal Has Been Exposed or Bitten People or Pets (printable PDF version)</p>	<p style="text-align: center;">25</p> <p style="text-align: center;">10</p>
	<p>Refrigerator Magnet: What to do about a bat in your home? (view larger image here)</p> <p>Information for Michigan residents regarding bats in the home. Includes procedures for safe bat capture, and instructions to contact the local health department for rabies exposure and testing consultation.</p>	<p style="text-align: center;">25</p>
	<p>Brochure: Beware of Rabies. Be Aware of Rabies. (printable PDF version)</p> <p>This full-color, 16-page educational pamphlet discusses rabies biology, bats, rabies exposures, prevention, vaccination, and what to do if bitten or scratched by an animal. (5.5"x5.5" - packs of 25)</p>	<p style="text-align: center;">25</p>
	<p>Rabies Post-Exposure Prophylaxis (PEP) Posters (11"x17" full color poster) (printable PDF version)</p> <p>This poster provides recommendations to healthcare providers about rabies exposure reporting and when to initiate rabies PEP for an individual potentially exposed to rabies. Health departments can add their telephone number in the allotted space.</p>	<p style="text-align: center;">10</p>
	<p>West Nile Virus Fight the Bite Pamphlet</p> <p>Prevention information and frequently asked questions for the public. (printable PDF version)</p>	<p style="text-align: center;">Temporarily out of stock</p>
	<p>Ticks and Your Health Booklet (printable PDF version)</p> <p>Information on common tick species in Michigan and the diseases they may transmit. Personal, companion animal, and landscape tick prevention information.</p>	<p style="text-align: center;">25</p>

 <p>BE AWARE TICKS MAY BE FOUND IN THIS AREA</p> <p>To avoid tick bites: Wear light-colored clothing so ticks can be spotted easily. Apply repellent to exposed skin and clothing. Check clothing & skin frequently for ticks. Shower soon after being outdoors. Carefully remove attached ticks immediately.</p> <p>Stay on designated trails</p> <p>SOME TICKS CAN TRANSMIT DISEASES If you become ill with symptoms of fever, rash, body aches, or fatigue within two to three weeks of your visit to a tick-infested area, seek medical attention.</p> <p>For more information or questions about tick identification and transmission, visit us at www.michigan.gov/lyme or contact your local health department or extension office.</p> <p>Developed and approved by the Michigan Department of Health & Human Services, May 2011</p>	<p>Be Aware Trail Head Posting</p> <p>Printed on durable plastic, this pre-drilled sign may be attached to wooden posts or backboards. The posting is intended for use in areas where ticks may be found such as parks, campsites, and nature trails. (preview posting here)</p>	<p>3 For larger quantities please call 517-335-8165</p>
 <p>Actual Size Comparison: Michigan Tick ID Card</p> <p>Blacklegged (Deer) tick American dog (Wood) tick Lone star tick Common dog tick</p> <p>Common dog ticks in Michigan: From left to right: Blacklegged, Lone star, American dog, Dog bite tick.</p> <p>Tick removal tips www.michigan.gov/lyme</p> <ul style="list-style-type: none"> Remove as quickly as possible. Use tweezers to grasp the head close to the skin. Pull gently. Use soap and water, or antiseptic on the bite. <p>...preventing tick bites</p> <ul style="list-style-type: none"> Use a repellent containing no more than 30 percent DEET. Use repellents that contain permethrin on clothing. See your healthcare provider if you have symptoms of fever, rash, body aches or fatigue after a tick bite. <p>Image: Michigan Department of Health & Human Services</p>	<p>Michigan Tick ID Card (2"x3.5" business card size)</p> <p>Quick reference for tick identification of Michigan's most common ticks. Also provides tick removal and bite-prevention information. (preview ID Card here)</p>	<p>25</p>
	<p>Tick Submission Kit</p> <p>Pre-packaged specimen container, addressed shipping envelope, instructions, and a tick ID card. Intended for use by the public to submit removed ticks for identification. (to view directions on tick submission, and more detailed information about the tick submission kit click here)</p>	<p>3</p>
 <p>Looking for a bull's-eye rash? Look again – erythema migrans can take many forms.</p> <p>Common Rash: Erythema migrans Bull's-eye Rash: Erythema migrans Painful Rash: Erythema migrans Erythema migrans can take many forms.</p> <p>MDHHS</p>	<p>Looking for a bull's-eye rash? Look again – erythema migrans can take many forms. (14"x21" full color poster) (printable PDF version)</p> <p>Information for healthcare providers to help differentiate the different possible presentations of erythema migrans, the most common early symptom of Lyme disease.</p>	<p>10</p>
 <p>Don't Let Bed Bugs Bite Las Chinches</p> <p>WARNING: Do not use on children's clothing or bedding. PRECAUCION: No utilizar en ropa de niños o ropa de cama.</p> <p>MAHO, MDHHS, MDCH, PERMUTUAL Extension</p>	<p>Don't Let Bed Bugs Bite: Tri-fold pamphlet (printable PDF version)</p> <p>Identification of bed bug signs, and suggestions for the public and property managers on bed bug prevention and control. Available in English (LIMITED STOCK AVAILABLE), Spanish, & Arabic</p>	<p>25</p>
 <p>Getting the Bed Bugs Out A Guide to Controlling Bed Bugs in Your Home</p> <p>MDHHS, MDCH, PERMUTUAL Extension</p>	<p>Getting the Bed Bugs Out: A guide to controlling bed bugs in your home (printable PDF version)</p> <p>Guidance for homeowners who are dealing with bed bugs in the home. Instructions include inspection, prevention, and safe use of insecticides.</p>	<p>Out of Stock</p>

<p>After you touch ducklings or chicks, wash your hands so you don't get sick!</p> <p>Protect Yourself and Your Family from Germs</p>	<p>After you touch ducklings or chicks, wash your hands so you don't get sick! Poster (11"x14" full color poster, laminated) (printable PDF version)</p> <p>Information for families and individuals about <i>Salmonella</i> and live poultry. Includes information on how to protect yourself and your family from germs.</p>	<p>5</p>
<p>HEALTHY FAMILIES AND FLOCKS</p> <p>Handwashing Protects You from Germs</p> <p>Handle Birds Safely</p> <p>Safely Clean Coops</p> <p>Poultry Being Outdoors</p>	<p>Healthy Families and Flocks – CDC Handouts (8.5"x11" full color handout) (printable PDF version)</p> <p>Information for families and individuals about safe handling of live poultry, and steps for preventing <i>Salmonella</i> infection.</p>	<p>25</p>
<p>BE HEALTHY at the FAIR People and animals can share germs.</p> <p>No food or drink in animal areas.</p> <p>Wash your hands with soap and water when you leave the farm.</p> <p>Closely supervise toddlers and avoid hand-to-mouth contact.</p>	<p>Be Healthy at the Fair Sign (18"x24" full color sign)</p> <p>This sign provides information to visitors and exhibitors attending agricultural fairs on how to prevent the spread of harmful germs that may cause illness. (preview sign here)</p>	<p>5</p>



Michigan Department of Health & Human Services

EZID Section
Publication Order Form

Order Form

Publication Title:			Amount Requested:		
Publication Title:			Amount Requested:		
Publication Title:			Amount Requested:		
Publication Title:			Amount Requested:		
To Whom Shipped (Attn):					
Street Address:					
City:		State:		Zip Code:	
Phone:					
Email:					

Please print and mail the above form to:

EZID Section
Michigan Department of Health & Human Services
333 South Grand Ave., 4th Floor
Lansing, MI 48933
(517) 335-8165

OR

FAX to:

MDHHS EZID Section
(517) 335-8263

All publications are free to Michigan residents and organizations. Requests will be processed in the order they are received. Please allow 7-14 days for shipping.