



CREATE A FIRE ESCAPE PLAN

Families should discuss the following questions and answers as they develop their fire escape plan:




What do we do if our house is on fire?

- Escape as quickly as possible through the nearest exit. Close the door behind you to slow the fire growth. Have two ways out of every room in the house and practice both on a regular basis. Once you escape your home, go to your designated meeting spot and call 911.



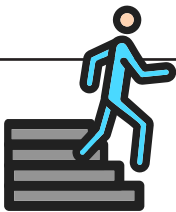
What do we do once we are outside?

- Meet at your designated meeting spot away from the house, such as at the mailbox, a large tree, a barn, a streetlight, or at a neighbor's house. Your neighbors can help you call 911 even if your cellphone is still inside the burning building.



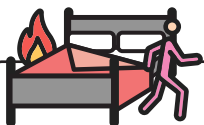
What do we do if a fire breaks out in the kitchen?

- If you have an extinguisher in the kitchen with you, try to quickly put the fire out while instructing your family members to escape and call 911.
- If you do not have an extinguisher, you and your family evacuate the house and go to your family's designated meeting spot.
- Close the door behind you exiting the house to slow the fire growth.



What if a fire happens upstairs?

- If the fire is on the first floor and you are on the second floor, you should gather your family members on the second floor. Move your family into a bedroom, close the door, and exit out the bedroom window.
- If the fire is burning on the second floor, instruct your family to leave the second floor. Exit the home using the closest exit door and close the door as you leave. Go to your designated meeting spot and call 911.



What if the fire happens while I am asleep?

- Get out of bed, close your bedroom door and escape out the window. Go to your designated meeting place and call 911.
- If the fire happens inside your bedroom, leave your bedroom and close the door behind you. Instruct your family to evacuate the house through the closest exit door, go to your designated meeting spot, and call 911.




What if the fire is blocking our main exit?

- Most fatal fires in Michigan start in the living room. If the fire is in a living room, the fire will quickly cut off your ability to exit out the front or back door as the fire grows.
- Instruct your family to move toward a bedroom if you can't escape out a front or back door. Close the bedroom door behind you.
- Once you've reached the bedroom, close the door and move to a window. If possible, exit out the window, move to your designated meeting spot and call 911.
- If you can't exit out of the bedroom window, call 911 and share your location. Wait by the bedroom window for the fire department to rescue you. The closed door not only buys you time to exit and be rescued, but your door becomes a barrier, allowing you to breathe fewer toxic gases and smoke.



What are the two ways out of every room?

- If you're on the main floor of your home, most likely you can use the front or back door to escape. Move towards the closest exit while moving away from the fire. Make sure to close the door behind you as you exit.
- If you're in a bedroom, you must decide if moving to the front or back door is taking you towards the fire. If the answer is yes, you should go away from the fire by closing the bedroom door and moving towards the window. The best decision is to move toward an escape point while moving away from the fire.



How do we get out of the windows?

- Before you open a window, always make sure to close the nearest door. Open the window, push the screen out and lower yourself out the window to the ground or on to a roof. After you escape, go to your designated meeting spot and call 911.



Where do we store the window ladder in our home?

- Store the ladder in a known location of all family members. Practice using it until everyone in your family is comfortable setting it up and using it to climb to safety. Windows that open onto a deck, porch or roof get you out of the structure and put you in a position of using a ladder to rescue others.



Inform visitors of your fire escape plan!

- Kid Sleepover - it is best to go over where all the closest exits are to where the kids plan to sleep that night. Share the layout of your home and include the exits beyond the door they used to enter your home.
- Dinner Guests or Holiday Gatherings- It is important to show your guests the layout of your home as well as several exits beyond the front door where they entered.
- Hosting Holidays (With more than 10 people in your home) - it is important to make temporary "Exit" signs to use in your hallways directing your guests towards marked exit doors.

This information is brought to you by:



For more information, please visit michigan.gov/miprevention