

Postvention Activity in Michigan

Results from the TYSP-Mi3 2020 Postvention Activity Needs Assessment and
Baseline Survey



As part of TYSP-Mi3's goal to assess and support suicide prevention services across the state, we sent an online survey to each county's suicide prevention coalition leader to try to better understand their postvention resources and needs.

Methodology

- Surveys were developed collaboratively by the Postvention Workgroup & UM Evaluation team.
- Distributed by Chair Barb Smith





Postvention Activity Needs Assessment and Baseline Survey

Instructions:

The state of Michigan has recently received a grant focused on suicide prevention. One of our goals is to both assess and support suicide postvention services across the state. You are receiving this survey because you have been identified as the lead for your county's suicide prevention coalition or as someone actively involved in postvention services. We are sending a minimum of one survey to each Michigan county to try to better understand each county's postvention resources.

If you are not involved in a coalition, but do have information about postvention, please complete to the best of your ability. If you no longer serve as your county's coalition chair, you can either forward this survey to the correct person or email Barb Smith (barb.smith@suicideresourceandresponse.net) to indicate that you are not able to complete it.

To the extent possible, please work with your coalition/community/agency to answer the attached questions. We have attached a printable PDF to facilitate discussions with your coalition members. Please submit your responses via use of this Qualtrics Survey. If you are not able to gather a consensus to inform your responses, please answer to the best of your ability. You are also able to forward this link to other individuals in your county to complete the survey, that is, we can receive multiple responses per county. Thank you in advance for all you do on behalf of suicide prevention in our state.

The Transforming Youth Suicide Prevention in Michigan Grant Team

Pat Smith, Principal Investigator (MDHHS)
Lindsay DeCamp, Project Director (MDHHS)
Cindy Ewell Foster, Program Evaluator (University of Michigan)
Barb Smith, Chair Postvention Work Group (Barb Smith Suicide Resource & Response Network)



**Survey
Opened**



June 2, 2020



Reminder 1



June 9, 2020



Reminder 2



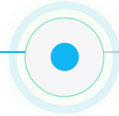
June 15, 2020



Reminder 3



June 19, 2020



June 22, 2020

**Survey
Closed**

Response



Of the 83 counties in Michigan, 44 counties provided data for the needs assessment survey (44/83= 53% response rate)



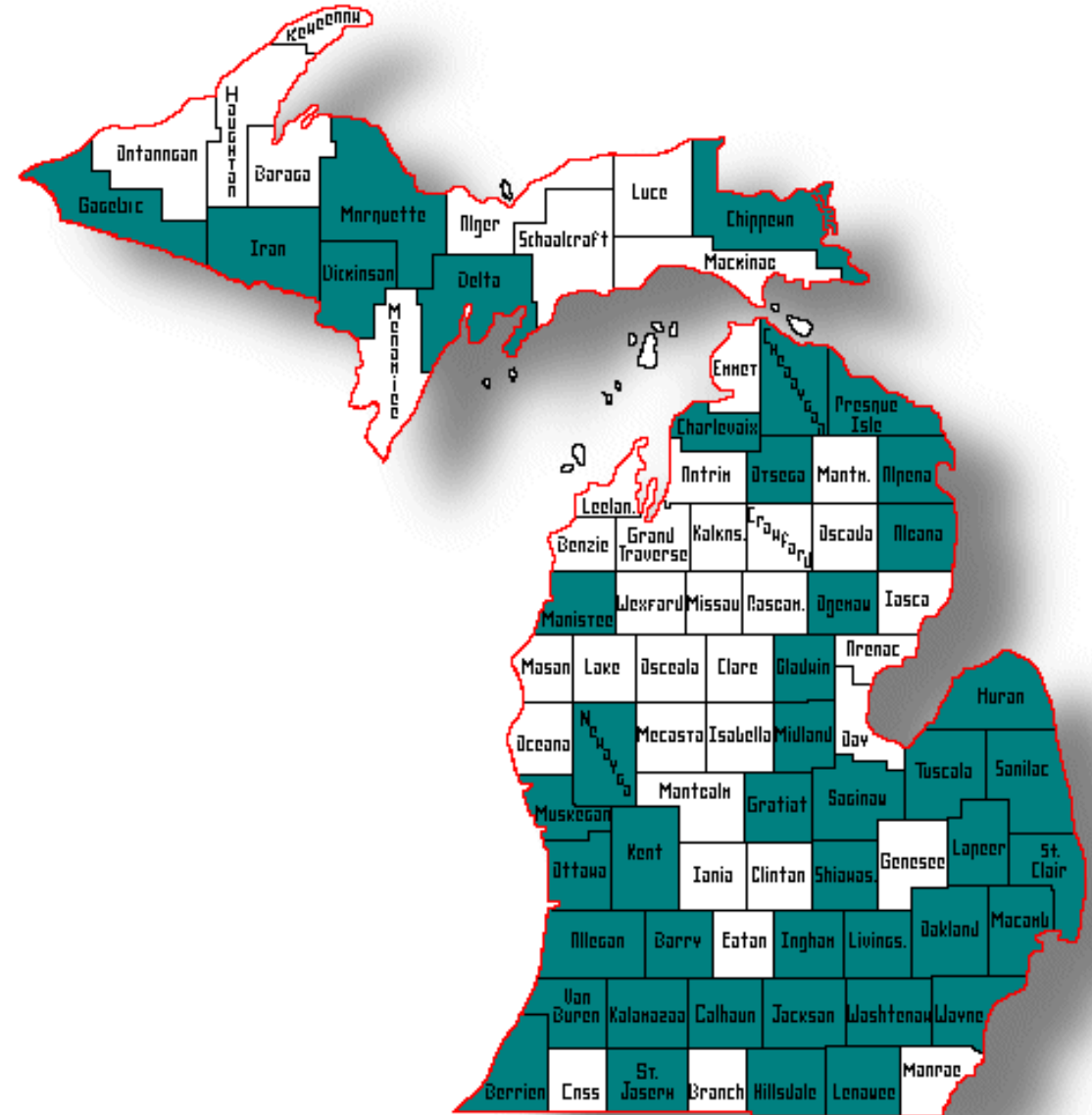
11 counties provided multiple responses, which were aggregated (with either means or modes to preserve scaling).



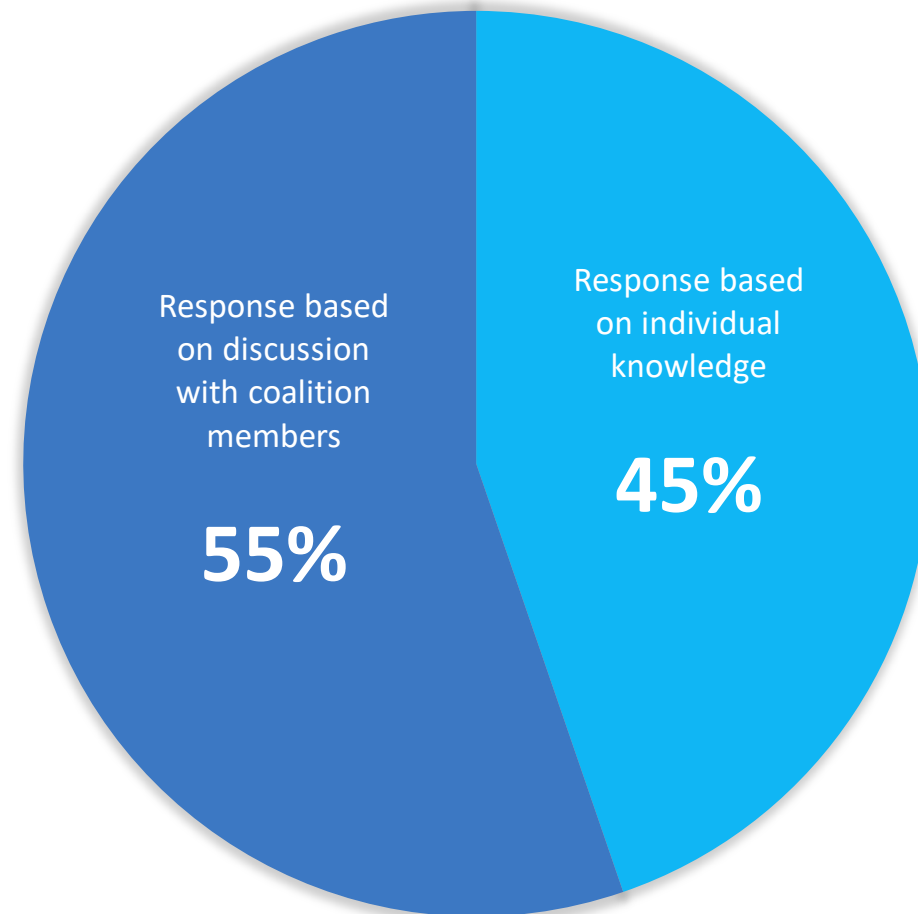
Data reported in this presentation captures the responses of the 44 participating counties.

Counties that Responded

- Alcona
- Allegan
- Alpena
- Barry
- Berrien
- Calhoun
- Charlevoix
- Cheboygan
- Chippewa
- Delta
- Dickinson
- Gladwin
- Gogebic
- Gratiot
- Hillsdale
- Huron
- Ingham
- Iron
- Jackson
- Kalamazoo
- Kent
- Lapeer
- Lenawee
- Livingston
- Macomb
- Manistee
- Marquette
- Midland
- Muskegon
- Newaygo
- Oakland
- Ogemaw
- Otsego
- Ottawa
- Presque Isle
- Saginaw
- St. Clair
- St. Joseph
- Sanilac
- Shiawassee
- Tuscola
- Van Buren
- Washtenaw
- Wayne




Does this survey
reflect the
consensus of your
coalition?





Suicide Prevention Coalitions in Michigan



Counties with Active Suicide Prevention Coalition

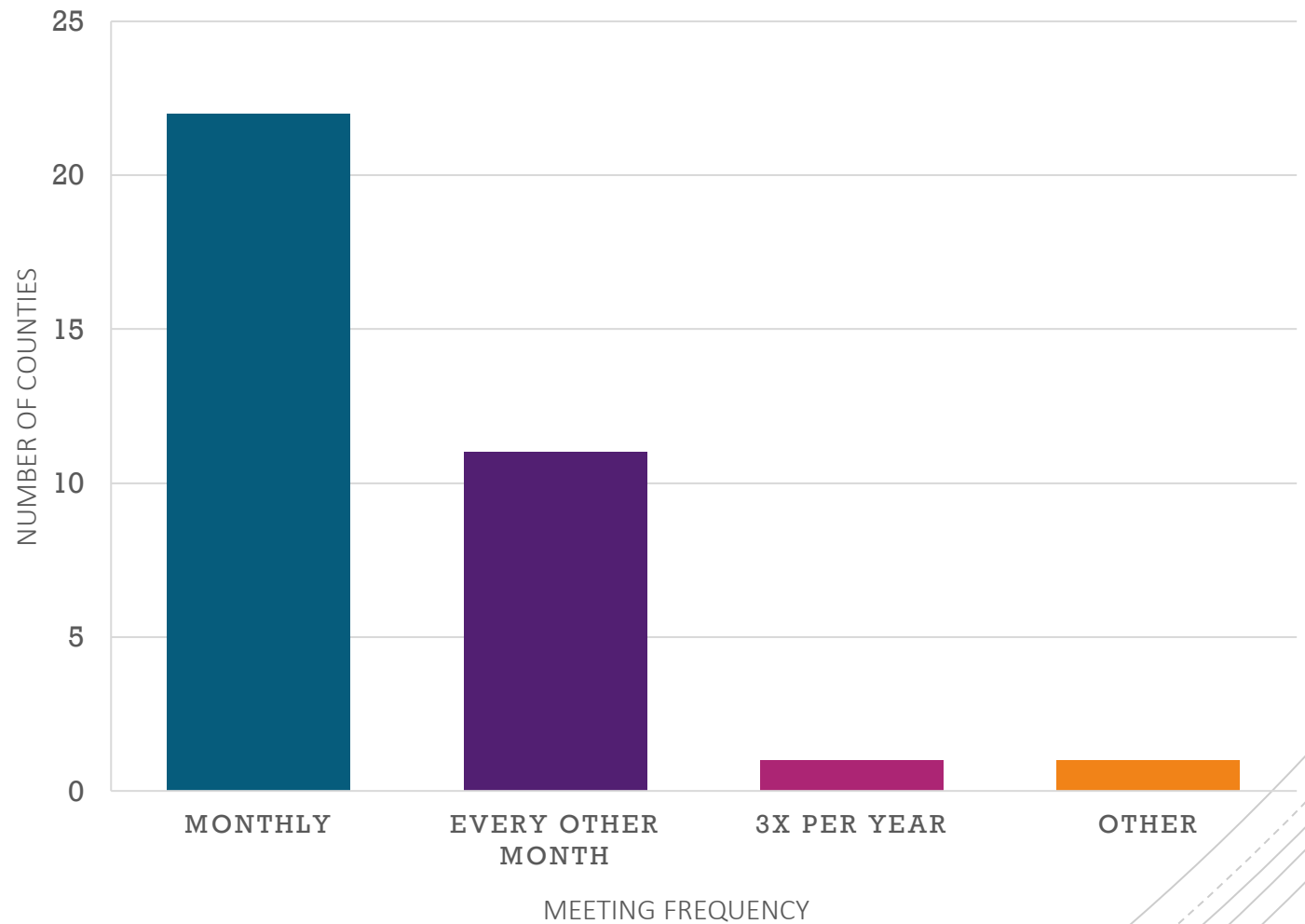
- 84% (37/44) of counties who responded have an active coalition
- Missing data on 39 county coalitions

Suicide Prevention Coalition Meetings

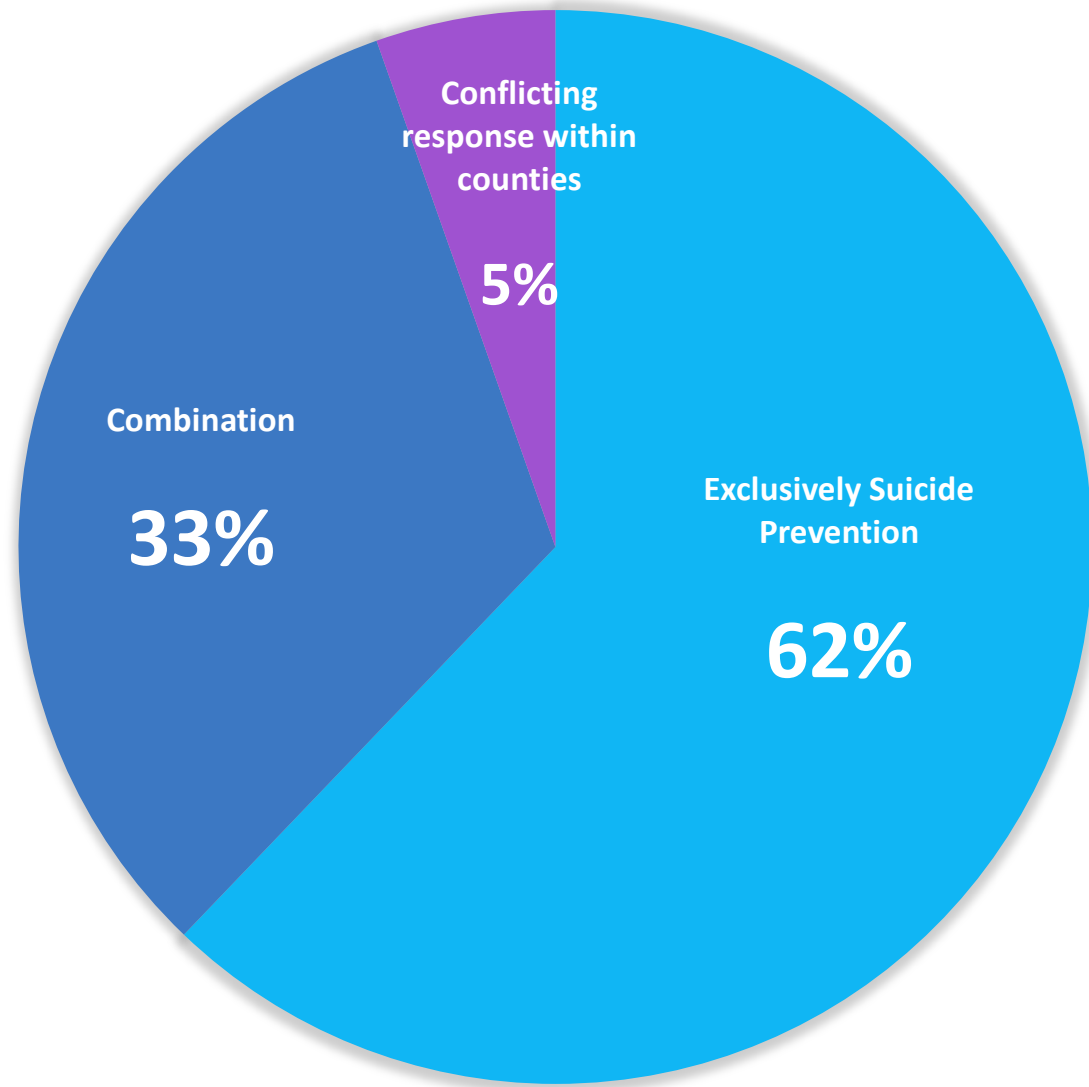
- Coalition Membership
 - Average = 39 members
 - Range = 8 to 150 members
- Meeting Attendance
 - Average = 13 members per meeting
 - Range = 5 to 30 attendees per meeting

How often does
your county
suicide prevention
coalition meet?

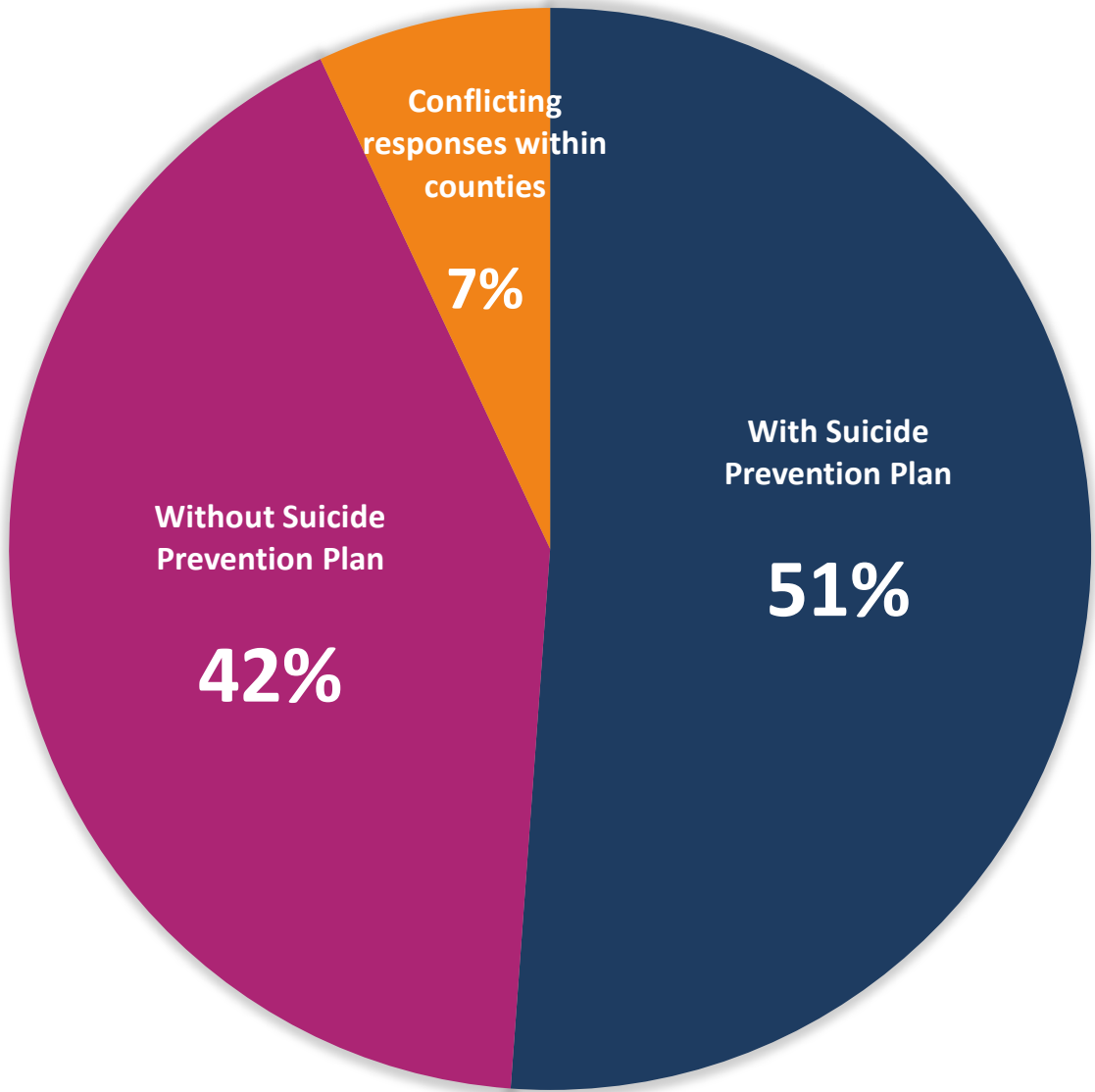
Frequency Of Suicide Prevention Coalition Meetings



County Coalitions Focused on Suicide Prevention



Counties With
Suicide
Prevention Plans





Top Priorities of County Coalitions

DATA COLLECTION UPDATE PLAN
AWARENESS SUPPORT SURVIVORS
PHQ-9 COALITION CAPACITY
AFRICAN AMERICAN ADOLESCENTS
SUICIDE PREVENTION
PARENTS EDUCATION YOUTH
CLINICIAN FOLLOW-UP
SURVEILLANCE



Priority #1



Priority #2

LAW ENFORCEMENT
EARLY IDENTIFICATION
COMMUNITY AGENCY RESPONSIBILITY SURVEILLANCE
SURVIVOR SUPPORT STIGMA RISK REDUCTION
FOLLOW-UP SUICIDE PREVENTION AWARENESS DATA COLLECTION
TRAINING VETERAN!
EVIDENCE-BASED ACTION DATA COLLECTION
INCREASE CARE ACCESS



Priority #3




Time Since
Suicide
Prevention Plan
was Updated

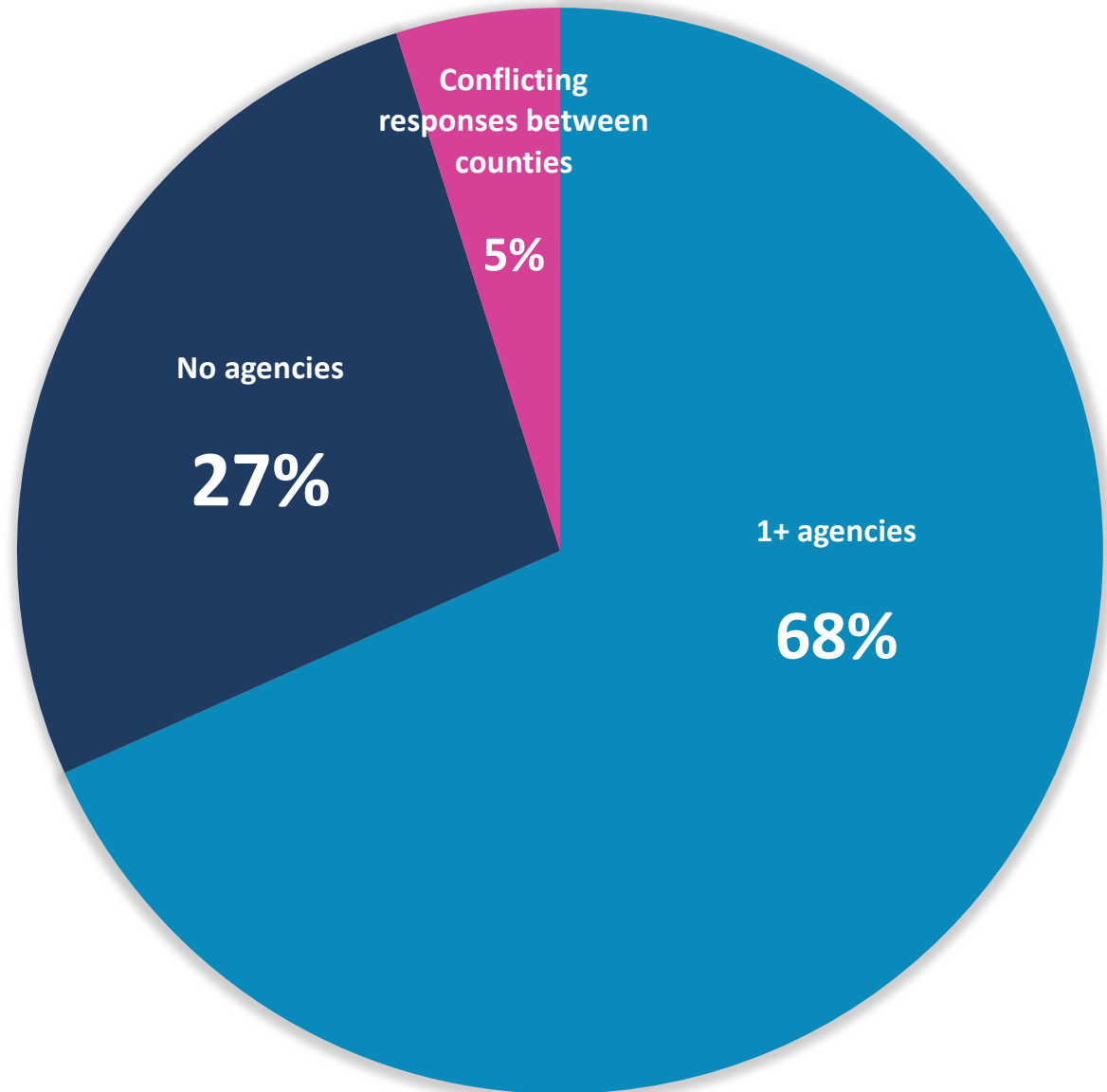
- Average = 3 years and 8 months
- Range = Less than 6 months to 12 years



Postvention Services in Michigan



Counties with
Agencies Whose
Role is to Provide
Postvention
Services

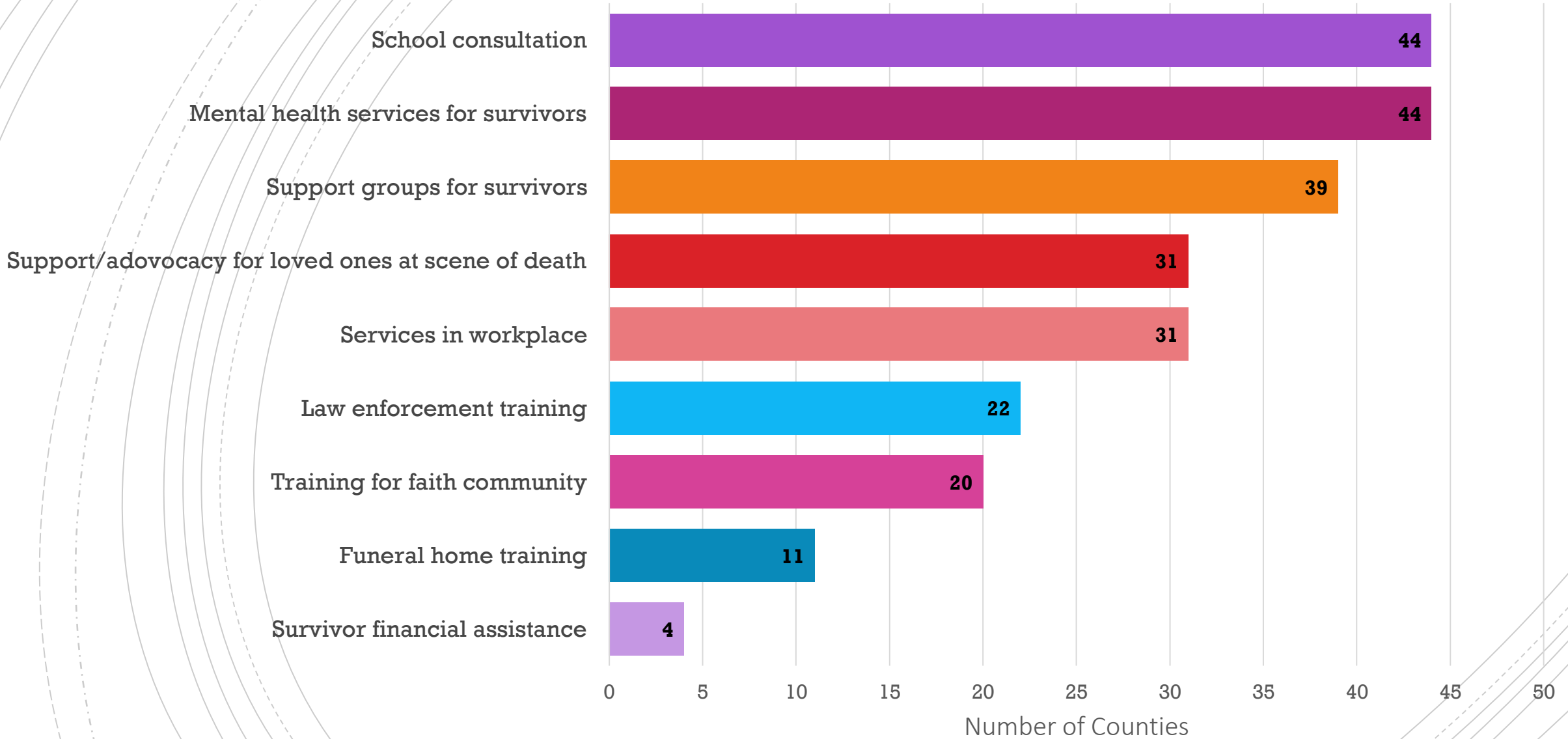


Availability of Postvention Services

- Formal postvention services:
 - Yes = 18/44 (41%)
 - No = 19/44 (43%)
 - Conflicting response within counties = 4/44 (9%)
 - No response = 3/44 (7%)
- Informal postvention services:
 - Yes = 29/44 (66%)
 - No = 11/44 (25%)
- Counties with no postvention services:
 - 3/44 (7%)

Postvention Services Provided by County Agencies

Types of Services





How are postvention services funded by these agencies?

On a scale of 1-10, to what extent are the postvention services available in your county considered best practices?

1 - Most services are not best practice

2

3

4

5

6

7

8

9

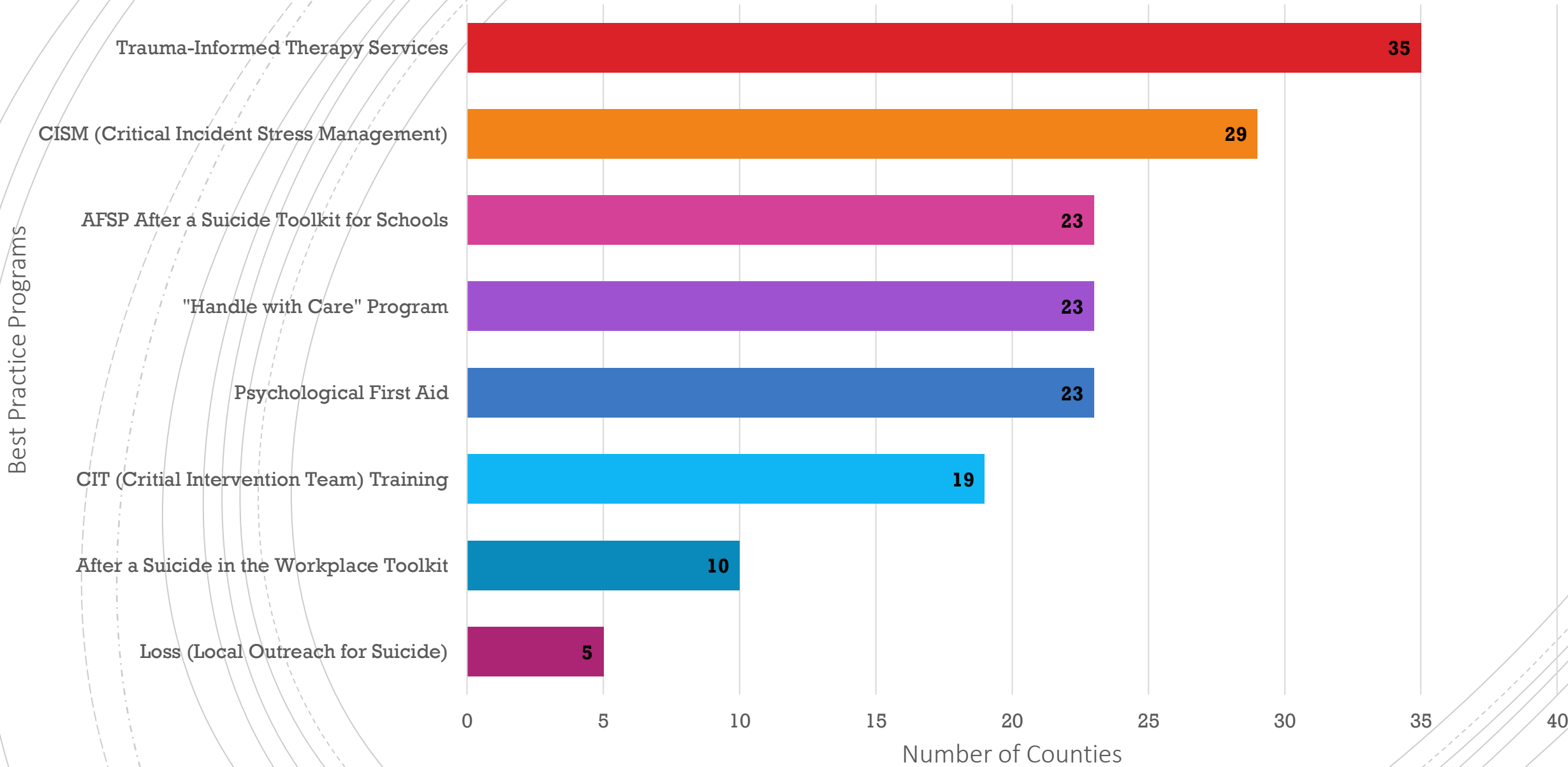
10 - All services are best practices



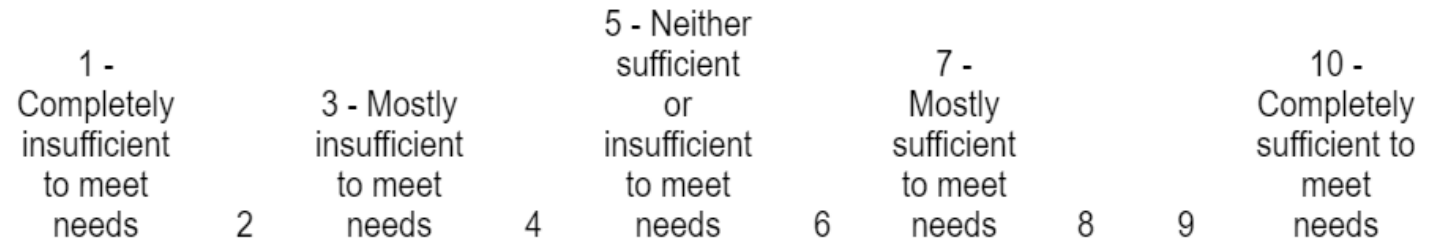
Average = 6.25

Range = 2 to 10

Postvention Best Practice Programs Offered by Counties



On a scale of 1-10, how sufficient are the available postvention services relative to the need in your county?



X

Average = 5.2
Range = 2 to 9



What are the gaps you see in the postvention services available in your county?

On a scale of 1-10, how high of a priority is postvention for your county/suicide prevention coalition, relative to other aspects of suicide prevention?

1 - Not a priority at all

2

3

4

5

6

7

8

9

10 - Our highest priority

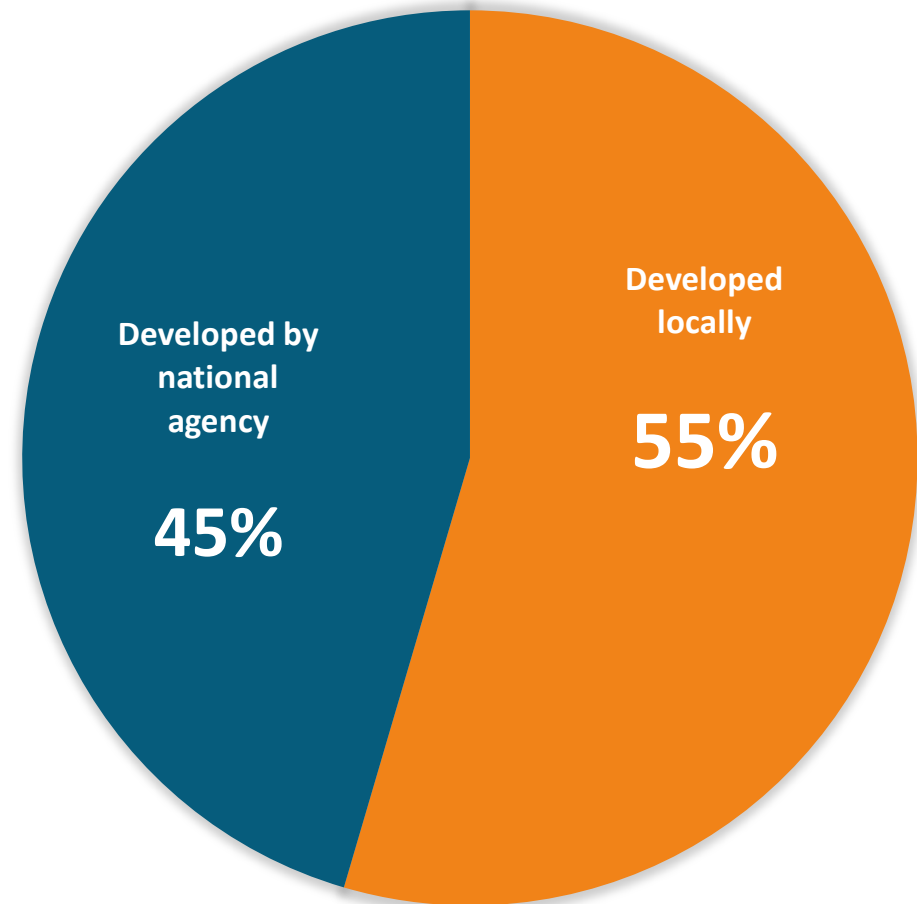
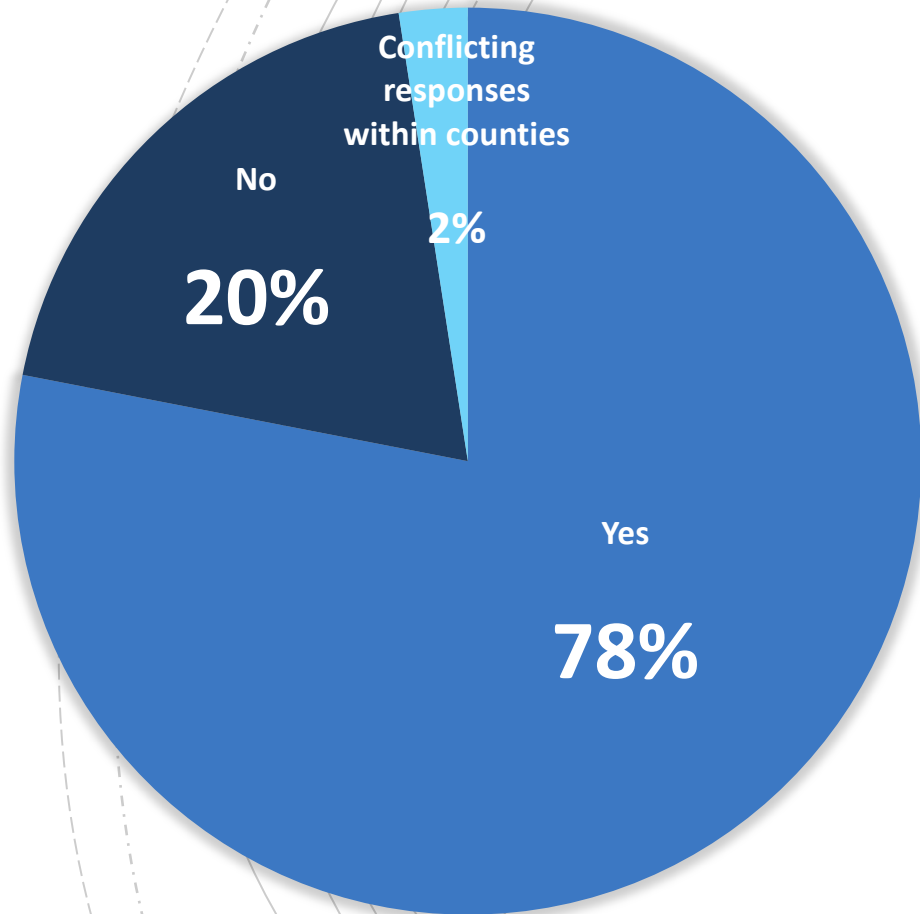
X

Average = 5.8
Range = 2 to 10

Postvention Resource Materials

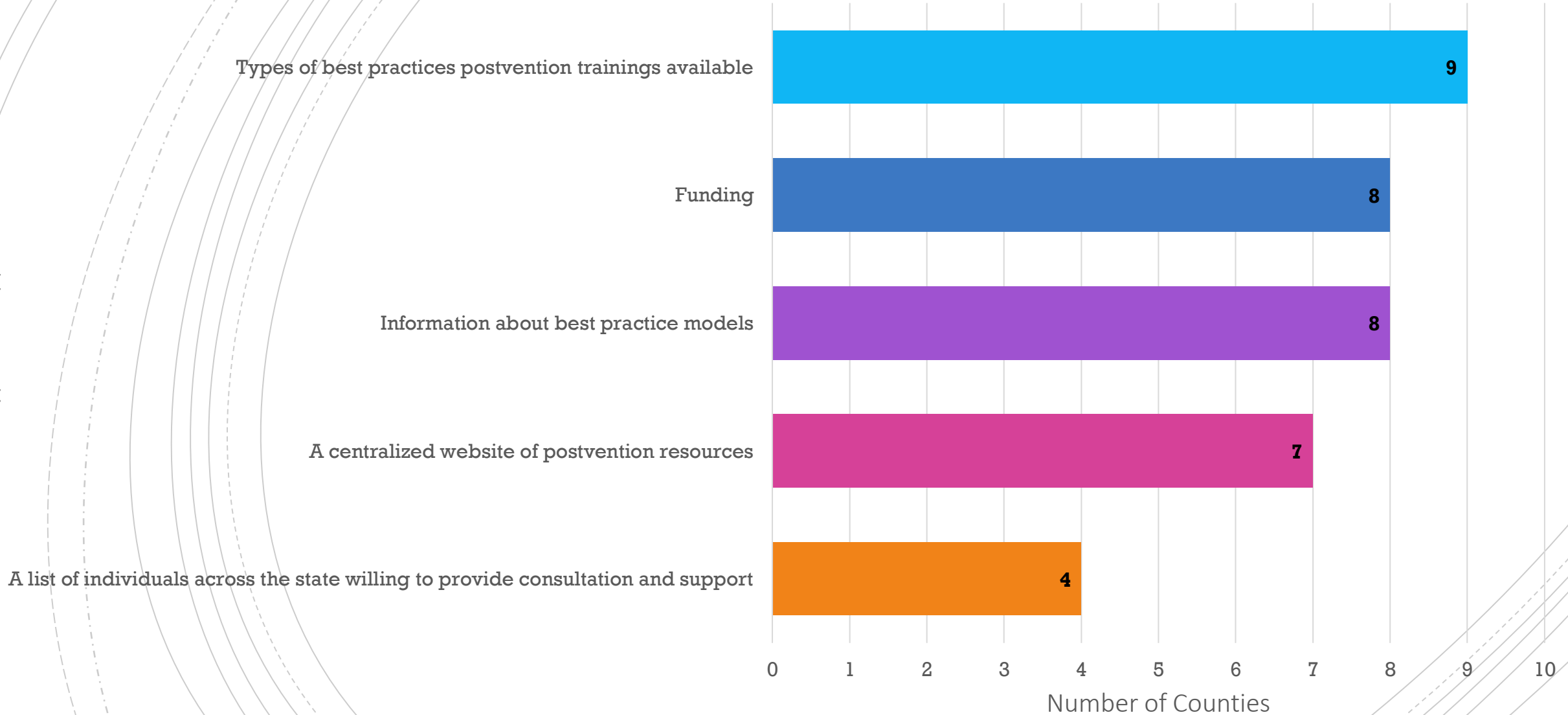
Does your county have resource materials that are distributed to survivors of suicide loss?

Locally developed or developed by a national agency?




What kinds of support would be most beneficial to your county in the area of postvention? Please rank order.

Types of Support





Conclusions & Suggested Action Steps



Conclusions & Suggestions

- Need to increase engagement with coalitions who didn't participate in the survey.
- Continue to provide technical assistance on the development and updating of county suicide prevention plans
- Postvention services are under resourced in Michigan
- Need to elevate postvention as a priority
- Create partnerships to make postvention a sustainable part of suicide prevention