

DEFINITION

Larceny is the unlawful taking, carrying, leading, or riding away of property from the possession or constructive possession of another person.

ANALYSIS

VOLUME

The number of larcenies committed in Michigan in 2014 was 134,876. This is a reported decrease of nine percent from 2013 and a 16 percent decrease since 2010.

The largest number of offenses occurred in the month of July and the least amount were committed in February.

RATE

The crime rate for this offense was 1,361 for every 100,000 persons. In 2013, the crime rate was 1,493 per 100,000 persons.

CLEARANCES

Law enforcement agencies cleared 26,103 incidents by an arrest or exceptional clearance out of the 133,694 incidents reported. This calculates to an 20 percent clearance rate. In 2013, the clearance rate was 18 percent.

NATURE

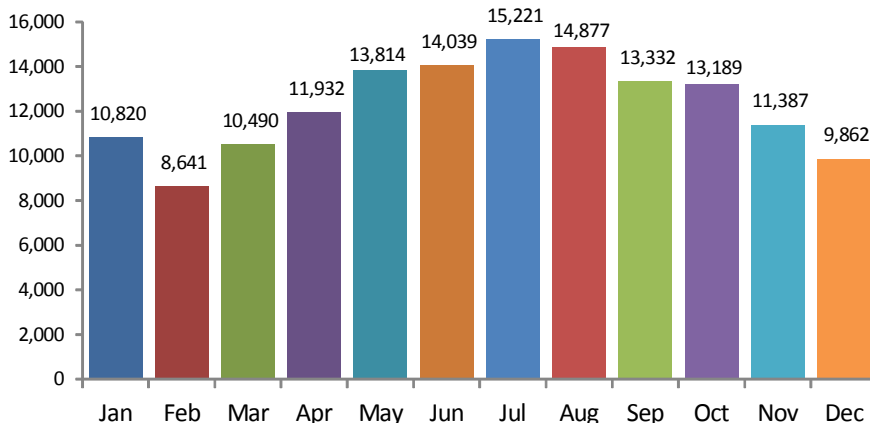
In 2014, the location of larcenies at a Residence/Home occurred the most often at 35 percent. A Department/Discount Store was the location for 14 percent of the offenses and a Parking Lot/Garage was 10 percent of the offenses.

Larcenies occurred most often on Fridays and least often on Sundays.

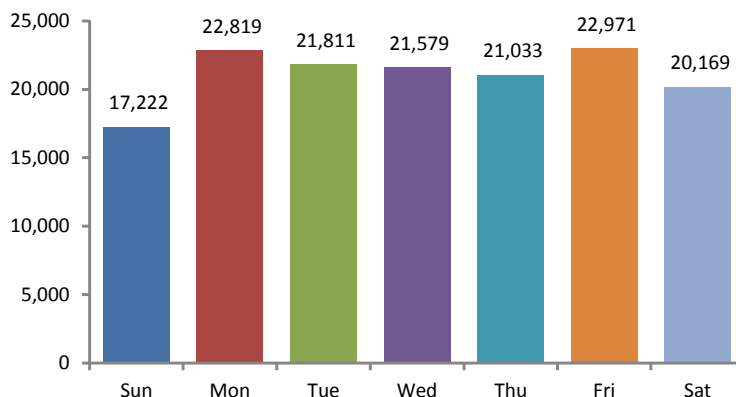
In 37 percent of the offenses reported to law enforcement agencies, the suspect or offender was Unknown. Males were involved in 35 percent of these offenses and 21 percent were Females.

Nineteen (19) percent of these offenses were committed by White Males and 13 percent were Black Males. White Females committed 13 percent of the offenses and Black Females committed seven percent.

Offenses by Month

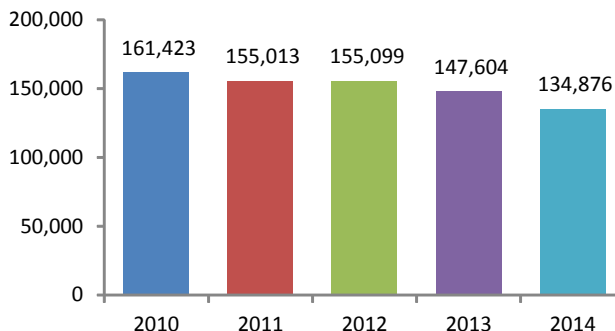


Offenses by Day



5-Year Trend

Number of Offenses





		Arrests By Age, Sex, and Race												Grand Total	
		FEMALE						MALE							
		American Indian/Alaskan Native	Asian/Pacific Islander	Black	Unknown	White	Total	American Indian/Alaskan Native	Asian/Pacific Islander	Black	Unknown	White	Total		
LARCENY OTHER	Age Group														
LARCENY OTHER	TOTAL JUVENILES	10 & Under	0	0	2	0	1	3	0	0	2	0	1	3	6
		11-12	0	0	1	0	3	4	0	0	18	0	9	27	31
		13-14	0	0	6	0	7	13	0	0	33	2	20	55	68
		15	0	0	3	0	5	8	0	0	24	3	28	55	63
		16	0	0	3	1	7	11	0	2	26	3	25	56	67
		Total	0	0	15	1	23	39	0	2	103	8	83	196	235
	TOTAL ADULTS	17	0	0	10	3	8	21	0	0	45	1	45	91	112
		18	0	0	11	3	14	28	0	0	39	5	62	106	134
		19	0	0	6	2	10	18	0	1	33	3	49	86	104
		20	0	0	9	1	11	21	0	0	25	3	49	77	98
		21	2	0	6	0	14	22	1	0	25	0	30	56	78
		22	0	0	8	0	9	17	0	0	19	1	46	66	83
		23	0	0	8	0	12	20	0	0	12	1	50	63	83
		24	0	0	8	0	15	23	0	0	16	3	58	77	100
		25-29	1	1	30	4	80	116	0	0	46	10	181	237	353
		30-34	1	0	25	1	70	97	0	0	26	7	141	174	271
		35-39	0	0	8	1	53	62	0	0	37	4	103	144	206
		40-44	0	0	10	3	28	41	0	0	27	3	67	97	138

			Arrests By Age, Sex, and Race												Grand Total
			FEMALE						MALE						
			American Indian/Alaskan Native	Asian/Pacific Islander	Black	Unknown	White	Total	American Indian/Alaskan Native	Asian/Pacific Islander	Black	Unknown	White	Total	
LARCENY OTHER	TOTAL ADULTS	45-49	0	0	6	0	27	33	0	0	30	5	54	89	122
		50-54	0	0	6	0	27	33	0	0	39	1	58	98	131
		55-59	0	0	5	0	16	21	0	0	22	2	31	55	76
		60-64	0	0	1	0	7	8	0	0	9	2	8	19	27
		65 & Above	0	0	0	0	5	5	0	0	3	0	15	18	23
		Total	4	1	157	18	406	586	1	1	453	51	1,047	1,553	2,139
	File Class Total	4	1	172	19	429	625	1	3	556	59	1,130	1,749	2,374	
LARCENY POCKET PICKING	TOTAL JUVENILES	11-12	0	0	0	0	1	1	0	0	0	0	0	0	1
		13-14	0	0	0	0	2	2	0	0	0	0	1	1	3
		15	0	0	0	0	1	1	0	0	1	0	2	3	4
		16	0	0	0	0	0	0	0	0	1	0	1	2	2
		Total	0	0	0	0	4	4	0	0	2	0	4	6	10
	TOTAL ADULTS	17	0	0	0	0	1	1	0	0	0	0	0	0	1
		18	0	0	0	0	0	0	0	0	0	0	1	1	1
		19	0	0	0	0	0	0	0	0	0	0	2	2	2
		20	0	0	0	0	0	0	0	0	0	0	3	3	3
		21	0	0	1	0	1	2	0	0	0	1	0	1	3
		22	0	0	0	0	0	0	0	0	3	0	0	3	3
		23	0	0	0	0	0	0	0	0	2	0	1	3	3

		Arrests By Age, Sex, and Race													Grand Total
		FEMALE						MALE							
		American Indian/Alaskan Native	Asian/Pacific Islander	Black	Unknown	White	Total	American Indian/Alaskan Native	Asian/Pacific Islander	Black	Unknown	White	Total		
LARCENY POCKET PICKING	TOTAL ADULTS	24	0	0	0	0	1	1	0	0	1	0	3	4	5
		25-29	0	0	0	1	4	5	0	0	2	0	4	6	11
		30-34	0	0	2	0	4	6	0	0	1	1	2	4	10
		35-39	0	0	1	0	0	1	0	0	0	1	6	7	8
		40-44	0	0	0	0	0	0	0	0	0	1	2	3	3
		45-49	0	0	0	0	1	1	0	0	2	0	3	5	6
		50-54	0	0	0	0	0	0	0	0	1	0	2	3	3
		55-59	0	0	1	0	1	2	0	0	1	0	1	2	4
		60-64	0	0	0	0	0	0	0	0	0	0	1	1	1
		65 & Above	0	0	0	0	1	1	0	0	1	0	0	1	2
	Total	0	0	5	1	14	20	0	0	14	4	31	49	69	
File Class Total		0	0	5	1	18	24	0	0	16	4	35	55	79	
LARCENY PURSE SNATCHING	TOTAL JUVENILES	11-12	0	0	0	0	0	0	0	0	0	0	1	1	1
		13-14	0	0	0	0	0	0	0	0	0	0	1	1	1
		16	0	0	0	0	0	0	0	0	3	0	1	4	4
		Total	0	0	0	0	0	0	0	0	3	0	3	6	6
	TOTAL ADULTS	17	0	0	0	0	0	0	0	0	1	0	3	4	4
		18	0	0	0	0	0	0	0	0	1	0	0	1	1
		19	0	0	0	0	0	0	0	0	2	0	1	3	3

		Arrests By Age, Sex, and Race													Grand Total
		FEMALE						MALE							
		American Indian/Alaskan Native	Asian/Pacific Islander	Black	Unknown	White	Total	American Indian/Alaskan Native	Asian/Pacific Islander	Black	Unknown	White	Total		
LARCENY PURSE SNATCHING	TOTAL ADULTS	20	0	0	0	0	0	0	0	0	2	0	1	3	3
		21	0	0	0	0	1	1	0	0	2	0	0	2	3
		22	0	0	0	0	0	0	0	0	1	0	0	1	1
		23	0	0	0	0	3	3	0	0	1	0	1	2	5
		24	0	0	0	0	1	1	0	0	1	0	5	6	7
		25-29	0	0	0	0	1	1	0	0	0	0	7	7	8
		30-34	0	0	2	0	0	2	0	0	2	0	5	7	9
		35-39	0	0	0	0	1	1	0	0	0	1	3	4	5
		40-44	0	0	1	0	0	1	0	0	2	0	1	3	4
		45-49	0	0	0	0	0	0	0	0	1	0	2	3	3
		50-54	0	0	0	0	0	0	0	0	2	0	0	2	2
		55-59	0	0	1	0	0	1	0	0	0	0	0	0	1
		Total		0	0	4	0	7	11	0	0	18	1	29	48
File Class Total		0	0	4	0	7	11	0	0	21	1	32	54	65	
LARCENY THEFT FROM BUILDING	TOTAL JUVENILES	10 & Under	0	0	1	0	0	1	0	0	1	2	4	7	8
		11-12	0	0	4	0	5	9	0	0	4	1	10	15	24
		13-14	0	0	5	0	22	27	0	1	19	2	22	44	71
		15	0	0	4	1	5	10	1	1	18	0	16	36	46
		16	0	0	1	1	5	7	0	0	18	4	17	39	46

		Arrests By Age, Sex, and Race													Grand Total
		FEMALE						MALE							
		American Indian/Alaskan Native	Asian/Pacific Islander	Black	Unknown	White	Total	American Indian/Alaskan Native	Asian/Pacific Islander	Black	Unknown	White	Total		
LARCENY THEFT FROM BUILDING	Total	0	0	15	2	37	54	1	2	60	9	69	141	195	
	17	0	0	3	2	11	16	0	0	31	1	32	64	80	
	18	0	1	8	2	13	24	0	0	42	4	38	84	108	
	19	0	0	10	1	13	24	0	0	29	7	36	72	96	
	20	1	1	4	3	12	21	0	0	33	2	35	70	91	
	21	0	0	8	1	12	21	0	0	13	4	24	41	62	
	22	0	0	12	2	13	27	0	0	16	5	29	50	77	
	23	0	0	10	4	15	29	0	1	17	2	42	62	91	
	24	0	0	11	1	11	23	0	0	10	1	34	45	68	
	25-29	0	0	28	1	66	95	1	0	58	5	158	222	317	
	30-34	0	0	14	9	67	90	0	0	28	6	108	142	232	
	35-39	0	0	11	4	40	55	0	0	27	2	59	88	143	
	40-44	0	0	16	1	34	51	0	0	32	6	63	101	152	
	45-49	0	1	14	5	33	53	1	0	39	12	43	95	148	
	50-54	0	0	5	4	20	29	0	1	27	3	37	68	97	
	55-59	0	0	4	3	14	21	0	0	19	0	17	36	57	
	60-64	0	0	1	2	2	5	0	0	10	0	11	21	26	
65 & Above	0	0	1	0	2	3	0	0	1	0	6	7	10		
Total		1	3	160	45	378	587	2	2	432	60	772	1,268	1,855	

		Arrests By Age, Sex, and Race												Grand Total	
		FEMALE						MALE							
		American Indian/Alaskan Native	Asian/Pacific Islander	Black	Unknown	White	Total	American Indian/Alaskan Native	Asian/Pacific Islander	Black	Unknown	White	Total		
LARCENY THEFT FROM BUILDING	File Class Total	1	3	175	47	415	641	3	4	492	69	841	1,409	2,050	
LARCENY THEFT FROM COIN OPERATED MACHINE/DEVICE	TOTAL ADULTS	17	0	0	0	0	0	0	0	1	0	0	1	1	
		18	0	0	0	0	1	1	0	1	2	0	0	3	4
		19	0	0	0	0	1	1	0	0	2	0	0	2	3
		23	0	0	0	0	0	0	0	0	0	0	1	1	1
		24	0	0	0	0	0	0	0	0	0	0	1	1	1
		25-29	0	0	1	0	2	3	0	0	2	0	9	11	14
		30-34	0	0	0	0	1	1	0	0	1	0	4	5	6
		35-39	0	0	0	0	0	0	0	0	0	0	2	2	2
		40-44	0	0	1	0	1	2	0	0	0	0	1	1	3
		45-49	0	0	0	0	0	0	0	0	0	0	1	1	1
		50-54	0	0	0	0	0	0	0	0	1	0	1	2	2
		55-59	0	0	0	0	0	0	0	0	0	0	2	2	2
		Total	0	0	2	0	6	8	0	1	9	0	22	32	40
	File Class Total	0	0	2	0	6	8	0	1	9	0	22	32	40	
LARCENY THEFT FROM MOTOR VEHICLE	TOTAL JUVENILES	10 & Under	0	0	0	0	0	0	0	0	0	2	2	2	
		11-12	0	0	0	0	0	0	0	0	2	0	4	6	6
		13-14	0	0	1	0	2	3	0	0	9	1	33	43	46
		15	0	0	1	0	5	6	1	0	14	0	32	47	53

		Arrests By Age, Sex, and Race													Grand Total
		FEMALE						MALE							
		American Indian/Alaskan Native	Asian/Pacific Islander	Black	Unknown	White	Total	American Indian/Alaskan Native	Asian/Pacific Islander	Black	Unknown	White	Total		
LARCENY THEFT FROM MOTOR VEHICLE	TOTAL JUVENILES	16	0	0	1	0	1	2	0	0	19	1	35	55	57
	Total	0	0	3	0	8	11	1	0	44	2	106	153	164	
TOTAL ADULTS	17	0	0	1	0	8	9	0	0	28	5	52	85	94	
	18	0	0	1	0	3	4	1	0	21	1	74	97	101	
	19	0	0	6	0	5	11	0	11	17	1	80	109	120	
	20	0	0	1	1	0	2	0	0	25	3	26	54	56	
	21	0	0	2	1	8	11	0	1	11	7	31	50	61	
	22	0	0	0	2	2	4	0	0	18	2	17	37	41	
	23	0	0	1	0	1	2	0	0	12	1	26	39	41	
	24	0	0	2	0	1	3	0	0	5	1	27	33	36	
	25-29	0	0	2	0	8	10	0	0	13	3	74	90	100	
	30-34	0	0	3	0	10	13	0	0	13	1	36	50	63	
	35-39	0	0	0	0	8	8	0	0	7	3	17	27	35	
	40-44	0	0	1	0	1	2	0	0	11	2	16	29	31	
	45-49	0	1	1	0	3	5	0	0	10	0	12	22	27	
	50-54	0	0	1	0	2	3	0	0	8	0	5	13	16	
	55-59	0	0	0	0	1	1	0	0	9	0	4	13	14	
	60-64	0	0	0	0	0	0	0	0	2	0	2	4	4	
65 & Above	0	0	0	0	1	1	0	0	0	0	1	1	2		

			Arrests By Age, Sex, and Race												Grand Total
			FEMALE						MALE						
			American Indian/Alaskan Native	Asian/Pacific Islander	Black	Unknown	White	Total	American Indian/Alaskan Native	Asian/Pacific Islander	Black	Unknown	White	Total	
LARCENY THEFT FROM MOTOR VEHICLE	Total	0	1	22	4	62	89	1	12	210	30	500	753	842	
	File Class Total	0	1	25	4	70	100	2	12	254	32	606	906	1,006	
LARCENY THEFT OF MOTOR VEHICLE PARTS/ACCESSORIES	TOTAL JUVENILES	13-14	0	0	0	0	1	1	0	0	1	1	0	2	3
		15	0	0	0	0	0	0	0	0	1	0	8	9	9
		16	0	0	0	0	1	1	0	0	1	0	4	5	6
		Total	0	0	0	0	2	2	0	0	3	1	12	16	18
	TOTAL ADULTS	17	0	0	0	0	2	2	0	0	11	2	2	15	17
		18	0	0	0	0	0	0	0	0	2	0	5	7	7
		19	0	0	1	0	0	1	0	0	9	0	4	13	14
		20	0	0	0	0	0	0	0	0	4	1	2	7	7
		21	0	0	0	0	0	0	0	0	5	0	2	7	7
		22	0	0	0	0	1	1	0	0	7	0	1	8	9
		23	0	0	1	0	0	1	0	0	6	1	1	8	9
		24	0	0	1	0	0	1	0	0	4	0	5	9	10
		25-29	0	0	2	0	0	2	0	0	7	0	11	18	20
		30-34	0	0	0	0	1	1	0	0	2	0	9	11	12
35-39	0	0	1	0	0	1	0	0	5	0	8	13	14		
40-44	0	0	1	0	0	1	1	0	2	0	7	10	11		
45-49	0	0	0	0	0	0	0	0	2	0	2	4	4		

			Arrests By Age, Sex, and Race												Grand Total
			FEMALE						MALE						
			American Indian/Alaskan Native	Asian/Pacific Islander	Black	Unknown	White	Total	American Indian/Alaskan Native	Asian/Pacific Islander	Black	Unknown	White	Total	
LARCENY THEFT OF MOTOR VEHICLE PARTS/ACCESSORIES	TOTAL ADULTS	50-54	0	0	0	0	0	0	0	0	2	0	3	5	5
		55-59	0	0	0	0	0	0	0	0	1	0	2	3	3
		60-64	0	0	0	0	0	0	0	0	1	0	0	1	1
		Total	0	0	7	0	4	11	1	0	70	4	64	139	150
	File Class Total	0	0	7	0	6	13	1	0	73	5	76	155	168	
RETAIL FRAUD-ORGANIZED CRIME	TOTAL JUVENILES	16	0	0	1	0	0	1	0	0	0	0	0	0	1
		Total	0	0	1	0	0	1	0	0	0	0	0	0	1
	TOTAL ADULTS	17	0	0	0	0	0	0	0	0	1	0	0	1	1
		18	0	0	0	0	0	0	0	0	0	0	1	1	1
		19	0	0	1	0	2	3	0	0	0	0	0	0	3
		22	0	0	1	0	0	1	0	0	0	0	0	0	1
		23	0	0	2	0	0	2	0	0	0	0	0	0	2
		24	0	0	0	0	0	0	0	0	2	0	1	3	3
		25-29	0	0	8	0	2	10	0	0	2	0	7	9	19
		30-34	0	0	1	0	1	2	0	0	0	0	3	3	5
		35-39	0	0	2	0	0	2	0	0	0	0	1	1	3
		40-44	0	0	0	0	0	0	0	0	1	0	1	2	2
		45-49	0	0	1	0	2	3	0	0	0	0	0	0	3
50-54	0	0	0	0	0	0	0	0	0	0	2	2	2		

			Arrests By Age, Sex, and Race												Grand Total
			FEMALE						MALE						
			American Indian/Alaskan Native	Asian/Pacific Islander	Black	Unknown	White	Total	American Indian/Alaskan Native	Asian/Pacific Islander	Black	Unknown	White	Total	
RETAIL FRAUD-ORGANIZED CRIME	TOTAL ADULTS	65 & Above	0	0	0	0	0	0	0	0	0	0	1	1	1
		Total	0	0	16	0	7	23	0	0	6	0	17	23	46
	File Class Total	0	0	17	0	7	24	0	0	6	0	17	23	47	
RETAIL FRAUD-THEFT	TOTAL JUVENILES	10 & Under	0	0	4	0	1	5	0	0	4	1	3	8	13
		11-12	0	0	27	5	19	51	0	0	37	7	31	75	126
		13-14	1	4	134	29	144	312	0	1	160	28	126	315	627
		15	1	0	128	33	175	337	2	4	106	17	103	232	569
		16	5	4	160	39	245	453	3	1	148	19	152	323	776
		Total	7	8	453	106	584	1,158	5	6	455	72	415	953	2,111
	TOTAL ADULTS	17	0	5	231	18	382	636	3	4	259	21	294	581	1,217
		18	3	3	258	27	315	606	0	1	209	20	273	503	1,109
		19	3	7	244	18	234	506	1	5	175	19	243	443	949
		20	2	1	205	22	206	436	1	3	181	11	162	358	794
		21	1	3	216	28	188	436	1	3	155	15	164	338	774
		22	1	2	191	13	224	431	1	1	157	12	187	358	789
		23	2	1	178	22	216	419	3	1	124	18	165	311	730
		24	2	0	160	14	221	397	0	2	95	12	188	297	694
		25-29	10	6	431	45	916	1,408	5	3	282	36	892	1,218	2,626
30-34	9	8	284	52	817	1,170	6	0	155	29	677	867	2,037		

		Arrests By Age, Sex, and Race												Grand Total	
		FEMALE						MALE							
		American Indian/Alaskan Native	Asian/Pacific Islander	Black	Unknown	White	Total	American Indian/Alaskan Native	Asian/Pacific Islander	Black	Unknown	White	Total		
RETAIL FRAUD-THEFT	TOTAL ADULTS	35-39	6	3	206	24	576	815	2	1	172	18	456	649	1,464
		40-44	5	5	168	26	399	603	3	7	232	18	367	627	1,230
		45-49	1	3	146	12	349	511	2	1	257	16	266	542	1,053
		50-54	0	3	130	10	274	417	0	0	265	10	232	507	924
		55-59	0	3	79	9	179	270	0	0	149	8	119	276	546
		60-64	0	0	28	4	112	144	0	0	62	3	56	121	265
		65 & Above	1	3	15	5	84	108	0	1	29	4	77	111	219
	Total	46	56	3,170	349	5,692	9,313	28	33	2,958	270	4,818	8,107	17,420	
	File Class Total	53	64	3,623	455	6,276	10,471	33	39	3,413	342	5,233	9,060	19,531	
Grand Total:		58	69	4,030	526	7,234	11,917	40	59	4,840	512	7,992	13,443	25,360	