

DEFINITION

Motor Vehicle Theft is the theft or attempted theft of a self-propelled vehicle that runs on land and not on rails. "Joy Riding" is included in this classification. "Carjacking" is not included within these numbers. "Carjacking" is classified as Robbery.

ANALYSIS

VOLUME

The number of Motor Vehicle Theft offenses committed in 2018 was 17,458. This is a reported decrease of nine percent from 2017 and an eighteen percent decrease since 2014.

The largest number of offenses occurred in the month of July and the least amount were committed in February.

RATE

The crime rate for this offense was 175 for every 100,000 persons. In 2017, the crime rate was 192 for every 100,000 persons. This is a decrease of nine percent.

CLEARANCES

Law enforcement agencies cleared 1,566 incidents by an arrest or exceptional clearance out of the 16,515 incidents reported. This is a reported nine percent clearance rate.

NATURE

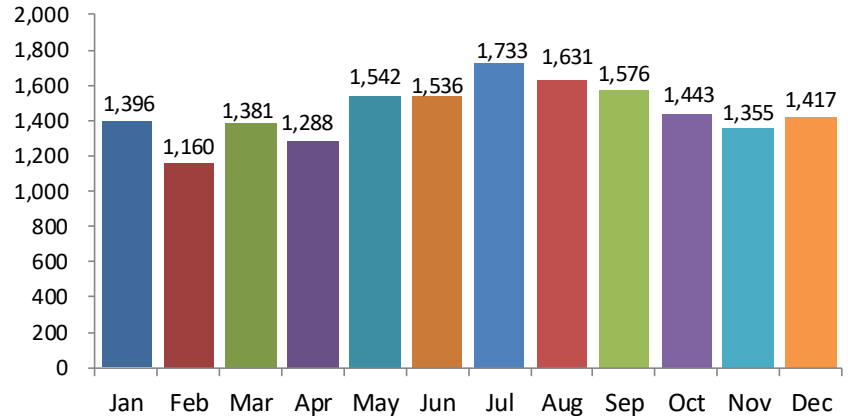
In 2018, 17,418 actual vehicles were stolen and there were 478 attempted offenses. The FBI determines the total number of vehicles stolen by combining these two figures, which totaled 17,896 Motor Vehicle Thefts in 2018. This is a decrease of ten percent.

More offenses were reported on Mondays than any other day of the week.

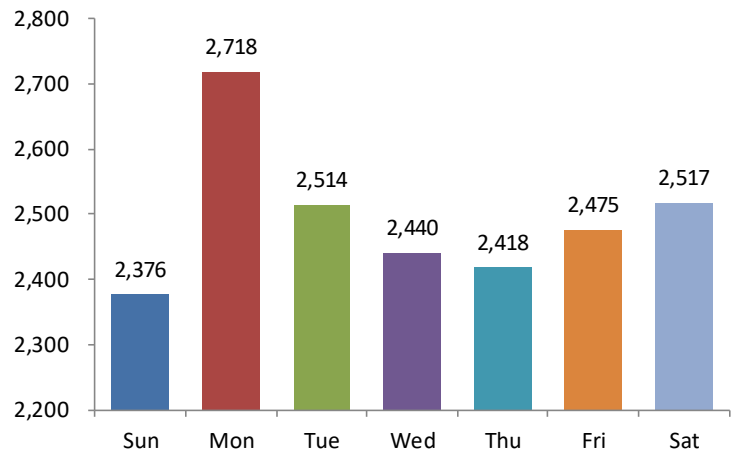
The vehicle type of Automobiles reported the highest recovery rate at fifty-five percent.

Vehicle Type	# Stolen	# Recovered	Recovery Rate
Automobiles	15,168	8,308	55%
Buses	4	2	50%
Other Motor Vehicles	1,449	569	39%
Recreational Vehicles	224	68	30%
Trucks	573	294	51%
Grand Totals	17,418	9,241	53%

Offenses by Month

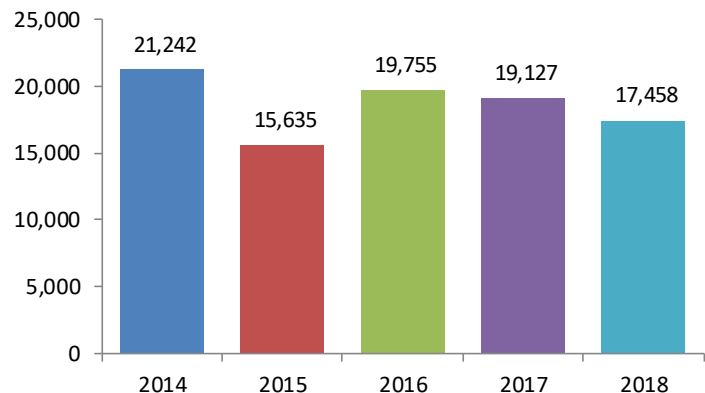


Offenses by Day



5-Year Trend

Number of Offenses



2018 Motor Vehicle Theft Arrests



Age Group		Arrests by Age, Sex, and Race										Grand Total	
		FEMALE					MALE						
		American Indian/Alaskan Native	Black/African American	Unknown	White	Total	American Indian/Alaskan Native	Asian	Black/African American	Unknown	White		Total
Total Juveniles	11-12	0	0	0	1	1	0	0	6	0	1	7	8
	13-14	0	5	1	5	11	0	0	19	1	17	37	48
	15	0	4	0	9	13	0	0	30	2	21	53	66
	16	2	4	0	4	10	0	0	27	2	17	46	56
	Total	2	13	1	19	35	0	0	82	5	56	143	178
Total Adults	17	0	4	0	6	10	0	0	34	3	30	67	77
	18	0	2	1	0	3	1	1	23	1	16	42	45
	19	0	4	1	3	8	0	0	25	1	16	42	50
	20	0	5	0	3	8	0	0	15	2	11	28	36
	21	0	2	2	2	6	1	0	28	1	16	46	52
	22	0	4	0	7	11	0	0	8	1	8	17	28
	23	0	2	1	2	5	1	0	10	2	13	26	31
	24	0	5	0	2	7	0	1	19	1	13	34	41
	25-29	1	12	3	27	43	0	0	66	5	66	137	180
	30-34	1	11	2	24	38	0	3	49	6	60	118	156
	35-39	0	5	0	20	25	1	0	27	3	66	97	122
	40-44	0	4	1	9	14	0	0	25	2	35	62	76
	45-49	0	1	1	12	14	0	0	20	2	26	48	62
	50-54	0	5	0	6	11	0	0	16	1	14	31	42
	55-59	0	1	0	4	5	0	0	10	0	11	21	26
60-64	0	0	0	0	0	0	0	5	0	7	12	12	
65 & Above	0	0	0	0	0	0	0	0	1	1	2	2	
Total	2	67	12	127	208	4	5	380	32	409	830	1,038	
Grand Total:	4	80	13	146	243	4	5	462	37	465	973	1,216	