

Center for Educational Performance and Information

Data Quality Report in MSDS

Date: 10/08/2025

Questions:

Email: cepi@michigan.gov

Phone: 517-335-0505 x3



Overview

CEPI has created a new Data Quality Report feature in MSDS. The report is available to logged-in users under the Data Quality menu item.

This document provides guidance on navigating the report, exploring the data and viewing the visual representations of the data quality checks.

How to View Data Quality Reports in MSDS


1. Log in to MSDS using your MiLogin credentials.
2. From the menu, choose "Data Quality," then click "Data Quality Report."

The screenshot displays the Michigan Student Data System (MSDS) interface. At the top, there is a navigation bar with links for CEPI Home, STARR Home, MSDS Home, User Guide, Contact CEPI, and Log Off. Below this is a profile indicator for 'State Level User'. A left-hand menu lists various MSDS functions, with 'Data Quality...' highlighted in blue and circled in red. The main content area shows 'SDS Home' and the 'Michigan Student Data System' title. A 'What's New' section titled 'MSDS: Important Dates' lists upcoming collection dates and deadlines, such as 'Monday, Sept. 22' and 'Oct. 1: Fall pupil membership count date'.

3. On the CEPI Collections' Summary and Data Quality Checks screen, select the Collection Name and Entity Name from the dropdowns and then click the "Collection Summary and Data Quality Checks" button.

Data Quality Report in MSDS

Data Quality Report



CEPI Collections' Summary and Data Quality Checks

This report provides a comprehensive summary of the data you have submitted into our collection system(s). It is designed to offer you an organized and clear overview of your submissions, allowing you to quickly and easily review the details. Additionally, the report highlights any areas where your data has failed to meet our quality checks, enabling you to identify and address any issues promptly. By reviewing this report, you can ensure the accuracy and completeness of your data, facilitating a smoother and more efficient data management process.

Select a collection system and entity from what is available according to your access. If you do not see the collection or entity you were expecting, please reach out to CEPI@michigan.gov

Collection Name:

Entity Name:

[See Collection Summary and Data Quality Checks](#)

- A data quality check report with details (MSDS – Current SY/Collection/Cycle – Entity name) will be displayed.

At the top of the report, you should see the Data Updated as of date, Total UICs Submitted, Percent Change from Last Collection and Number of Data Quality Checks to Review.

Data Quality Report

← MSDS - 2025-26 Early Childhood Fall - Jackson ISD (38000)

Data Updated as of: 10/02/2025

Collection & Data Quality Summary

50	-93.3%	1
UICs Submitted	% Change from Last Collection	# of Data Quality Checks to Review

Data Quality Check:

Please use the dropdown above to select from flagged data quality checks. If none appear in the dropdown, then you have no data quality checks to review at this time.

Entity Name: Jackson ISD

- Click the highlighted Data Quality Check dropdown to review the flagged Data Quality checks.

Data Quality Report in MSDS

Data Quality Report

MSDS - 2025-26 Early Childhood Fall - Jackson ISD (38000)

Data Updated as of: 10/02/2025

Collection & Data Quality Summary

50 UICs Submitted -93.3% % Change from Last Collection 1 # of Data Quality Checks to Review

Data Quality Check: Click here to see available data quality checks

Please use the dropdown above to select from flagged data quality checks. If none appear in the dropdown, then you have no data quality checks to review at this time.

Entity Name
Jackson ISD

6. Select the data quality check or summary you want to review.
 - a. Review the Problem, Impact and Action statements. More details about the data quality issue are displayed on the right side of the report.

Data Quality Check: Fiscal Entity Federal Poverty Level Summary

DESCRIPTION: Your entity has been reported as the fiscal agency in the current Early Childhood Collection by the submitting entity(ies) below. This message provides a child count submitted under each Federal Poverty Level range based on certified or error-free records submitted by these entities as of the snapshot date (note: records with errors or requiring UIC resolution are not included in these counts). Only records that indicate services were provided (at any time) during the collection reporting period are included in these counts.

IMPACT: Misreporting Federal Poverty Level data could have negative impacts on your program, as the Michigan Department of Education uses these data to monitor program compliance.

ACTION: Run the staging or certified Early Childhood Student List report in the MSDS and compare that report with data in your local system. After review, please follow one of the action items at the beginning of this email.

Entity Name	Federal Poverty Level	Count of UICs
Jackson ISD	0% to 50% FPL	47
Jackson ISD	51% to 100% FPL	3

Tip: Each report has additional features. Hover over on the right corner of each report and click the ellipses. The menu will display options to export data, toggle focus mode to enlarge visuals, or sort data in ascending or descending order.

7. Scroll down to view Collection Summary and Comparison across the past four collections. The last column is the current collection.

Data Quality Report in MSDS

School/Provider **Collection Summary & Comparison** [See Individual-level Data](#)

All

	2023-24 Early Childhood EOP	2024-25 Early Childhood Fall	2024-25 Early Childhood Spring	2024-25 Early Childhood EOP	2025-26 Early Childhood Fall
Program Type					
01 - GSRP					
02 - GSRP/Head Start Blend					
18 - Sec 32p Early Childhood Block Grant					
21 - GSRP-Wait List					
Race/Ethnicity					
American Indian or Alaska Native					
Asian					
Black or African American					

- Use the "School/Provider" filter to view your Collection Summary and Comparison Report for individual entities.

School/Provider **Collection Summary & Comparison**

All

Search

Select all

(Blank)

4K Learning Center Detroit (DC820409427)

4K Learning Center-Southgate (DC820411874)

A and W Day Care Center (DC820073321)

A School For The Mind And Body (DC630367...)

Delivery Method

1 - School Based

	2024-25 Early Childhood Fall	2024-25 Early Childhood Spring

- Click the "See Individual-level Data" button in the Collection Summary & Comparison section to see individual-level data for each entity.

Collection Summary & Comparison [See Individual-level Data](#)

Childhood	2024-25 Early Childhood Fall	2024-25 Early Childhood Spring	2024-25 Early Childhood EOP	2025-26 Early Childhood Fall

Data Quality Report in MSDS

Current Collection - Individual-level Data						
Submitting Entity Code	School/Provider	UIC	DQ(s) Violated	Program Type	Program Start Date	Program End Date
38000	Cascades Elementary School (00550)			02 - GSRP/Head Start Blend	8/25/2025	
38000	Cascades Elementary School (00550)			02 - GSRP/Head Start Blend	8/25/2025	
38000	Dibble Elementary School (00914)			02 - GSRP/Head Start Blend	8/25/2025	
38000	Dibble Elementary School (00914)			02 - GSRP/Head Start Blend	8/25/2025	
38000	Cascades Elementary School (00550)			02 - GSRP/Head Start Blend	8/25/2025	
38000	Dibble Elementary School (00914)			02 - GSRP/Head Start Blend	8/25/2025	
38000	Hunt Elementary School (01793)			02 - GSRP/Head Start Blend	8/25/2025	
38000	Hunt Elementary School (01793)			02 - GSRP/Head Start Blend	8/25/2025	
38000	Hunt Elementary School (01793)			02 - GSRP/Head Start Blend	8/25/2025	
38000	Dibble Elementary School (00914)			02 - GSRP/Head Start Blend	8/25/2025	

10. In the Current Collection – Individual-level Data report, use the Filters to review the data based on different criteria.

Current Collection - Individual-level Data

Filters

School/Provider: All

Program Type: All

Federal Poverty Level: All

Gender: All

Age: All

Race/Ethnicity: All

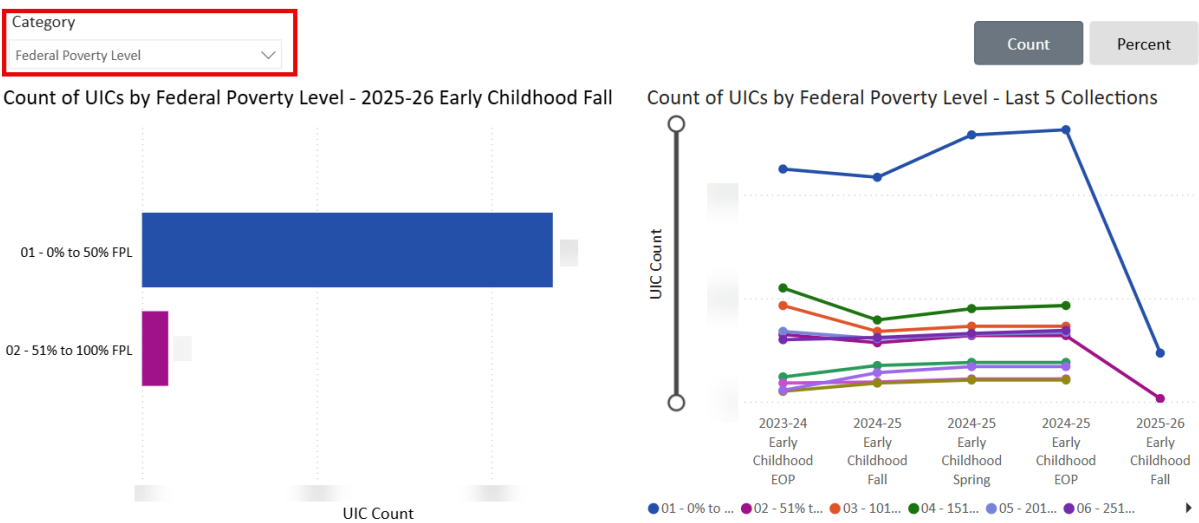
Program Exit Reason: All

Delivery Schedule: All

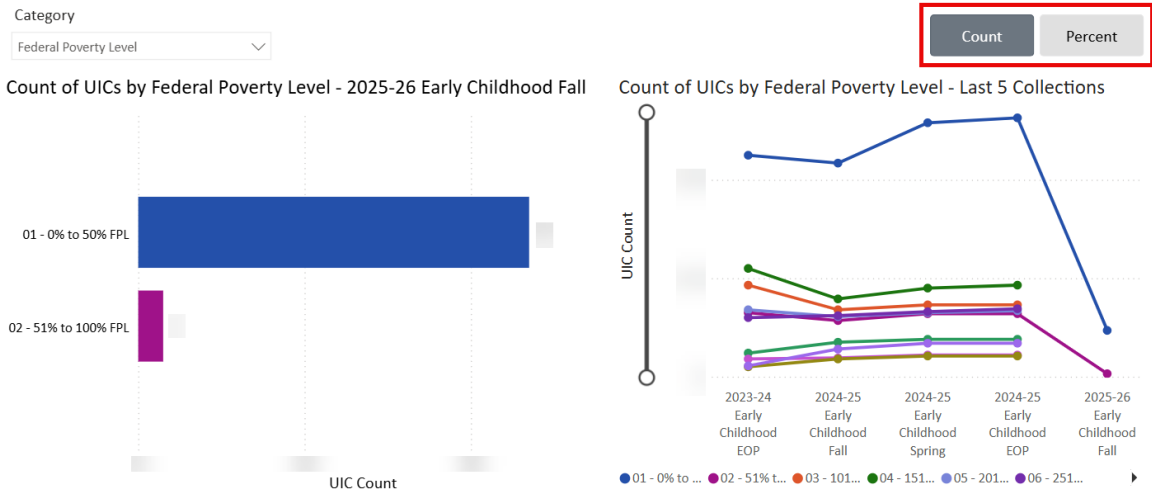
Delivery Method: All

Program Type	Program Start Date
02 - GSRP/Head Start Blend	8/25/2025
02 - GSRP/Head Start Blend	8/25/2025
02 - GSRP/Head Start Blend	8/25/2025
02 - GSRP/Head Start Blend	8/25/2025
02 - GSRP/Head Start Blend	8/25/2025
02 - GSRP/Head Start Blend	8/25/2025
02 - GSRP/Head Start Blend	8/25/2025
02 - GSRP/Head Start Blend	8/25/2025
02 - GSRP/Head Start Blend	8/25/2025
02 - GSRP/Head Start Blend	8/25/2025
02 - GSRP/Head Start Blend	8/25/2025
02 - GSRP/Head Start Blend	8/25/2025
02 - GSRP/Head Start Blend	8/25/2025
02 - GSRP/Head Start Blend	8/25/2025
02 - GSRP/Head Start Blend	8/25/2025
02 - GSRP/Head Start Blend	8/25/2025
02 - GSRP/Head Start Blend	8/25/2025
02 - GSRP/Head Start Blend	8/25/2025
02 - GSRP/Head Start Blend	8/25/2025
02 - GSRP/Head Start Blend	8/25/2025

11. Scroll down to see visuals in the report. You can use the Category dropdown to view your data as a bar or line chart.



12. Choose Count or Percent to switch views.



Need Additional Help?

If you have further questions about navigating the MSDS Data Quality Report, please contact our customer support team at cepi@michigan.gov or 517-335-0505 x3. Please provide your name, district code and name, the CEPI application name, telephone number (including area code and extension), and email address.