

Program Updates and New Initiatives

Michigan Department of Health and Human Services

Agenda

Introduction

Future Focused

Current programs


Open dialogue

Thank You!



Purpose

To provide an update on current school programs and discuss your ideas to increase the partnership in providing the best possible solutions during the next phase of Covid response.



MI Safe School Antigen Testing Program Updates

School Ordering & Reporting Update

- MDHHS is streamlining the school test ordering process
- Schools will be expected to maintain a reporting/utilization percentage of 65% with the goal of 80%

Updated Ordering Process

- The school request form will no longer be active
 - Schools will need to communicate with their districts regarding the quantity of tests they need
 - The school dashboard will still be available to review order shipments
- School Districts, ISD, Charter Schools, and Non-Public Schools will order directly from the [School District Antigen COVID Test Ordering Form](#)
- Districts should place one order per month to cover school testing supply needs.
- Additional requests can be accommodated in the event of an outbreak or need for increased tests due to the test to stay program (this is indicated on the ordering form)

MI Safe Schools: School DISTRICT Antigen COVID Test Ordering Form

10. Are you currently experiencing a COVID outbreak? *

Yes



No

11. Are you currently doing additional testing for exposed students that don't have symptoms? *

Yes



No

School Test Reporting

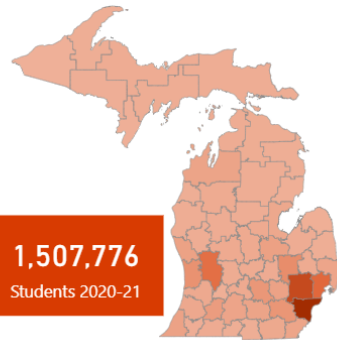
- Antigen testing for COVID-19 **must** be reported via [the Michigan Antigen Testing Results](#) portal.
 - Positive and negative results must continue to be reported
- To qualify for a resupply, the schools within a district must have reported results for a minimum of 65% of the tests MDHHS has provided.
 - This 65% reporting requirement has been reduced from the previously indicated 80% requirement to allow for nuances in school structures, how charters fall within this structure, and margin of error in reporting
 - Reporting to LHD does not fulfill reporting requirements to the Michigan Antigen Testing Results Portal

School Dashboard

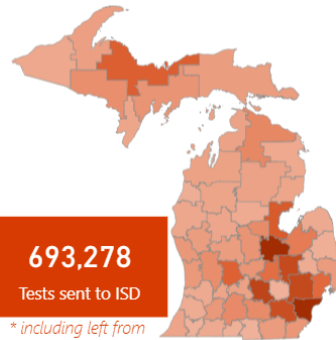
MI Safer Schools Test Requests '21-'22

Tests sent to ISDs thru Nov. 2021, then began shipping to Districts Dec. 2021; then Non-Public Schools Jan. 2022

Students by ISD 2020-21



Tests Sent to ISD* 2021



Tests Sent to District 2022



Students by District 2020-21

1,507,776
Students 2020-21

Tests Requested by District*

643,253
Tests Requested

*Requested includes all requests submitted via Form for ISDs, Public School Districts, Individual Public Schools, Charter Schools/PSA Districts and Non-Public Schools and subject to duplicates and some errors due to confusion with difference of Request vs. Order Form as well as the changes in process from shipping to ISDs to School Districts (including PSA Charter) and now shipping to Non-Public Schools individually as well

Reported #s as good as Schools reporting with appropriate logging (School Org Type, EEM school code, etc.) directions [here](#)

ISD, District: All
Reported Date: 8/1/2021 to 3/1/2022

| ISD/District | Students 2020-21 | Reported 2021-22 | % Positive |
|---|------------------|------------------|-------------|
| Genesee ISD | 63,214 | 48,494 | 3.4% |
| Flushing Community Schools - 25120 | 4,278 | 9,626 | 3.1% |
| Kearsley Community School District - 25110 | 2,971 | 3,483 | 3.4% |
| Linden Community Schools - 25250 | 2,514 | 3,086 | 2.5% |
| Westwood Heights Schools - 25210 | 1,597 | 2,967 | 2.3% |
| Grand Blanc Community Schools - 25030 | 8,373 | 2,936 | 2.6% |
| Davison Community Schools - 25140 | 5,919 | 2,748 | 2.7% |
| Swartz Creek Community Schools - 25180 | 3,755 | 2,179 | 5.1% |
| Montrose Community Schools - 25260 | 1,449 | 2,064 | 2.8% |
| Bendle Public Schools - 25060 | 1,077 | 2,059 | 3.4% |
| Flint, School District of the City of - 25010 | 3,977 | 2,049 | 2.5% |
| Genesee ISD - 25000 | 800 | 1,950 | 3.2% |
| Bentley Community School District - 25230 | 1,066 | 1,765 | 5.2% |
| Goodrich Area Schools - 25050 | 1,918 | 1,732 | 2.9% |
| Lake Fenton Community Schools - 25200 | 2,011 | 1,727 | 5.2% |
| Lakeville Community School District - 25280 | 1,110 | 1,499 | 4.1% |
| Genesee School District - 25070 | 663 | 1,205 | 4.6% |
| Atherton Community Schools - 25130 | 820 | 948 | 2.4% |
| International Academy of Flint - 25905 | 950 | 909 | 3.5% |
| Mt. Morris Consolidated Schools - 25040 | 1,607 | 834 | 7.4% |
| Clio Area School District - 25150 | 2,731 | 786 | 4.8% |
| Carman-Ainsworth Community Schools - 25080 | 4,029 | 776 | 2.8% |
| Fenton Area Public Schools - 25100 | 3,541 | 758 | 3.0% |
| Beecher Community School District - 25240 | 700 | 183 | 5.5% |
| Woodland Park Academy - 25902 | 326 | 141 | 6.4% |
| Richfield Public School Academy - 25910 | 615 | 72 | 4.2% |
| WAY Academy - Flint - 25915 | 89 | 12 | 0.0% |
| Burton Glen Charter Academy - 25909 | 609 | 0 | |
| Eagle's Nest Academy - 25916 | 165 | 0 | |
| Flex High School of Michigan - 25918 | 175 | 0 | |
| Flint Cultural Center Academy - 25919 | 450 | 0 | |
| Genesee STEM Academy - 25900 | 311 | 0 | |
| Grand Blanc Academy - 25903 | 265 | 0 | |
| Greater Heights Academy - 25914 | 212 | 0 | |
| Linden Charter Academy - 25907 | 760 | 0 | |
| Medina Academy - 25911 | 177 | 0 | |
| Total | 1,507,776 | 435,107 | 3.9% |



Click on TCC Icon to see utilization rate

School Dashboard – Utilization Rate

Approximate Utilization Rate = Total tests reported 2022/Total tests shipped to District

ISD

All

District

All

Reported 2022 = School Org tests Reported Date >= 1/1/22
 Total Ship to Districts = began 12/21/21 (before to ISD)
 Utilization Rate = Reported 2022 / Total Ship to Districts

Avg/Mth 2021-22= average reported by month since 9/1/21
 *Districts may have stock from ISD or other sources
 *Staff does not include Non-Public Schools

| DistrictName | Students 2020-21 | Staff 2020-21 | Reported 2022 | Avg/Mth 2021-22 | % Positive | Total Ship to District | Last Shipped | Utilization Rate |
|---------------------------------------|------------------|---------------|---------------|-----------------|------------|------------------------|--------------|------------------|
| | | | 0 | | | 5,460 | 2/18/22 | 0.0% |
| Academic and Career Education Academy | 82 | 26 | 0 | | | | | |
| Academy for Business and Technology | 539 | 84 | 0 | | | | | |
| Academy of Warren | 644 | 83 | 0 | | | | | |
| ACE Academy (SDA) | 136 | 34 | 0 | | | | | |
| Achieve Charter Academy | 792 | 114 | 0 | | | | | |
| Adams Township School District | 453 | 54 | 0 | | | | | |
| Addison Community Schools | 774 | 178 | 101 | 125.2 | 8.9% | 160 | 1/3/22 | 63.1% |
| Adrian Public Schools | 3,304 | 754 | 1,263 | 353.6 | 5.1% | 3,160 | 2/9/22 | 40.0% |
| Advanced Technology Academy | 1,260 | 186 | 0 | | | 80 | 2/18/22 | 0.0% |
| AGBU Alex-Marie Manoogian School | 373 | 51 | 0 | | | | | |
| Airport Community Schools | 2,766 | 440 | 131 | 59.0 | 21.4% | | | |
| Akron-Fairgrove Schools | 341 | 109 | 0 | | | | | |
| Alanson Public Schools | 210 | 96 | 228 | 86.3 | 9.6% | 480 | 2/18/22 | 47.5% |
| Alba Public Schools | 111 | 31 | 76 | 53.6 | 2.6% | 160 | 2/9/22 | 47.5% |

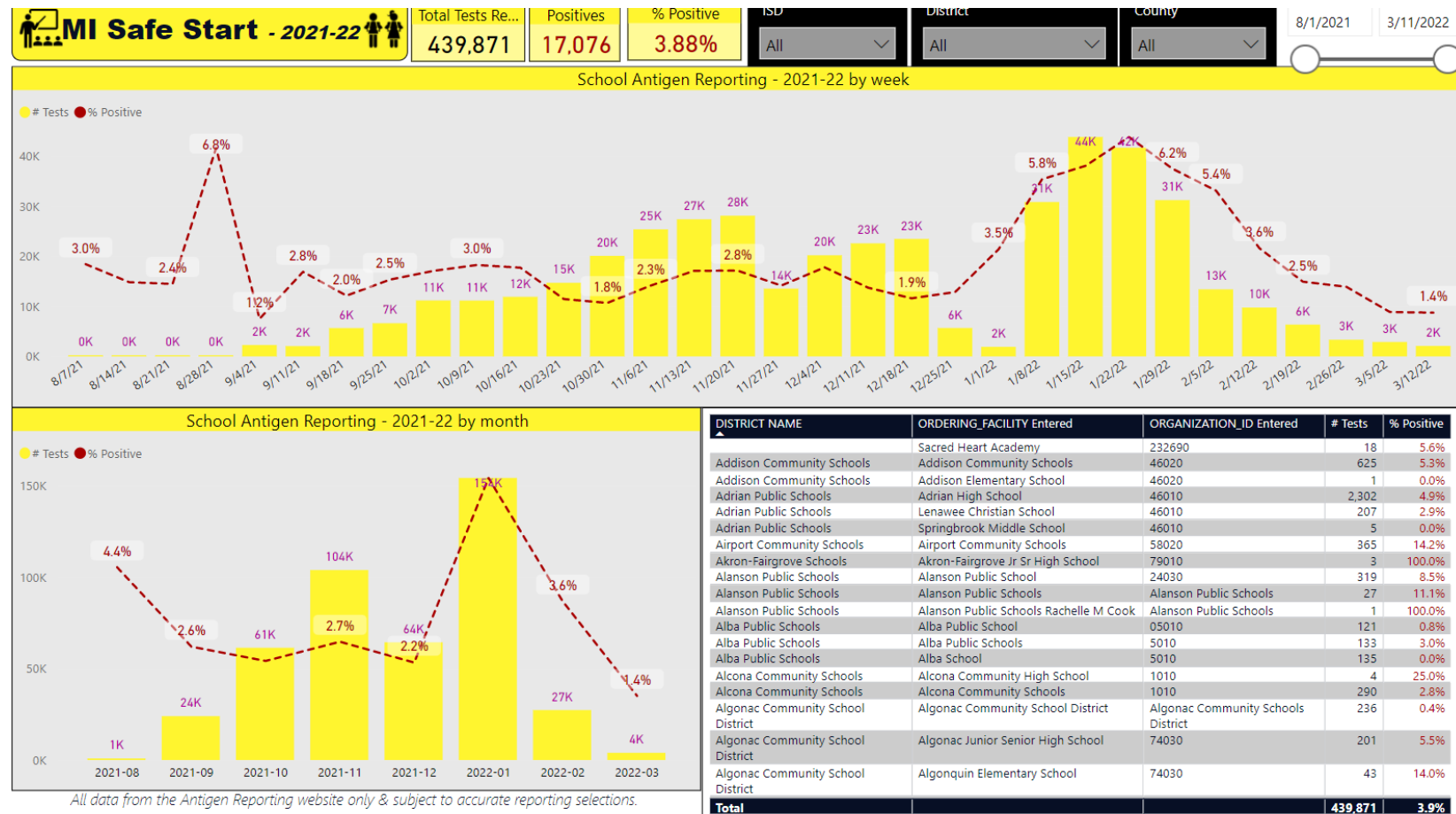
Reported - Unmapped

| Facility Name Entered / City | Reported 2022 | % Positive |
|--------------------------------|---------------|--------------|
| Adams Elementary School | 409 | 3.9% |
| Midland | 409 | 3.9% |
| North Elementary | 304 | 1.3% |
| Ithaca | 303 | 1.3% |
| #NAME? | 1 | 0.0% |
| Trinity Lutheran School | 182 | 22.0% |
| Bay City | 173 | 23.1% |
| Reese | 7 | 0.0% |
| Reed City | 1 | 0.0% |
| Utica | 1 | 0.0% |
| South Elementary | 169 | 1.2% |
| Ithaca | 169 | 1.2% |
| Kari Lockett | 138 | 17.4% |
| Plainwell | 138 | 17.4% |

Shipped to Unmapped Districts

| School District Order | Total Ship to District | Last Shipped |
|--|------------------------|--------------|
| Highland Pines School (1997) | 2,400 | 1/19/22 |
| Tuscola Technology Center (6148) | 1,200 | 1/19/22 |
| The Montessori School | 900 | 1/14/22 |
| Ann Arbor Children's House | 200 | 1/21/22 |
| Trinity Ev, Lutheran Bay City -04209 | 200 | 1/21/22 |
| Ann Arbor Hills Child Development Center - NOT Ann Arbor Public disregard AAPS request | 120 | 1/21/22 |
| Heritage Christian Academy - Parochial School | 120 | 2/18/22 |
| Michigan Career and Technical | 120 | 2/14/22 |

School Dashboard - Reporting



On pg. 5 you can review who is reporting under your ISD



School Dashboard - Reporting

| DISTRICT NAME | ORDERING_FACILITY Entered | ORGANIZATION_ID Entered | # Tests | % Positive |
|---|---|------------------------------------|----------------|-------------|
| Alcona Community Schools | Alcona Community High School | 1010 | 4 | 25.0% |
| Alcona Community Schools | Alcona Community Schools | 1010 | 290 | 2.8% |
| Algonac Community School District | Algonac Community School District | Algonac Community Schools District | 236 | 0.4% |
| Algonac Community School District | Algonac Junior Senior High School | 74030 | 201 | 5.5% |
| Algonac Community School District | Algonquin Elementary School | 74030 | 43 | 14.0% |
| Allegan Area Educational Service Agency | Allegan Area Educational Service Agency | 3000 | 87 | 6.9% |
| Allegan Area Educational Service Agency | Hillside Learning and Behavior Center | 3000 | 2 | 0.0% |
| Allegan Area Educational Service Agency | John Smith | 3000 | 1 | 0.0% |
| Allegan Public Schools | Allegan Public Schools | 03030 | 8 | 0.0% |
| Allegan Public Schools | Allegan Public Schools | 3030 | 2,030 | 0.0% |
| Allegan Public Schools | L.E. White Middle School | 3030 | 48 | 0.0% |
| Allen Park Public Schools | Allen Park High School | 82020 | 233 | 3.4% |
| Allen Park Public Schools | Lindemann Elementary School | 82020 | 24 | 0.0% |
| Allendale Public Schools | Allendale Early Childhood Center | 70040 | 28 | 21.4% |
| Allendale Public Schools | Allendale High School | 70040 | 30 | 13.3% |
| Allendale Public Schools | Allendale Middle School | 70040 | 17 | 23.5% |
| Total | | | 439,871 | 3.9% |

Be sure to not place your name in the Ordering Facility – input your school's name



Expiring Test Kits

- What to do with expiring test kits?
 - Email: MDHHS-COVIDTestingSupport@michigan.gov
 - # of test kits expiring and the type of test kit
- Unused test kits can be disposed of as regular waste

MI Backpack

A program offered by Michigan Department of Health and Human Services (MDHHS).

MI Backpack is a voluntary program for Michigan K-12 students, educators, staff, and their families who want an extra layer of protection against COVID-19.

The program now allows schools to request free, at-home COVID-19 antigen tests for K-12 students, educators, staff, and their families in Michigan's schools.

*All request will be reviewed, and quantities determined by the student/staff population and supply availability.

Every individual enrolled in the program will receive one at-home COVID-19 test "kit," which includes 2 at-home tests.

MI Backpack

Schools interested in partnering with MDHHS in the MI Backpack program will complete the [MI Backpack program Interest form](#). Visiting this webpage allows you to complete the interest form, seek additional information or enroll in the MI Backpack At-Home Test Kit program.

Upon enrollment MDHHS will provide the kits and educational materials, and schools will distribute the kits to students and staff who choose to participate.

Schools are required to develop their own test distribution process.

MI Backpack

Surveys:

Pre-Survey [MI Backpack Interest Form](#)

Post- survey [MI Backpack Home Test Program Post-Survey \(office.com\)](#)

End of year

Order Process: [MI Backpack Ordering Form](#)

Visit the MI Backpack webpage: [Coronavirus - MI Backpack Home Test Program \(michigan.gov\)](#)

Obligations

MI Backpack Home Test vs. MI Safe School Antigen Testing

MI Backpack Home Test Program

- At-home test kits
 - Send home with staff & students
- No reporting required
- Pre & Post Surveys

MI Safe School Antigen Testing

- Point of care test
 - Occurs at school by a trained professional
- Requires reporting

Health Resource Advocate and School Liaison

Health Resource Advocate Program overview

- HRAs provide front-line support for COVID testing and reporting, help districts identify emerging COVID-related health concerns and amplify best health practices.
- This is a voluntary program, where COVID testing is just one element- the program is inclusive of an overall school specific mitigation strategy which also encompasses wellness services.
- HRAs can be school nurses, social workers, community health workers, Masters of Public Health (MPH), new college grads, or others who are looking for an opportunity to get involved in the health/education of communities.
- HRA funding can also be used to support positions already carrying out duties specified under the HRA position descriptions.

How Can I use a Health Resource Advocate?

- An HRA can be used to support health and safety challenges students may face, incorporating preventive measures, services, and developing health strategies. Schools must have testing strategy in place and participate in the MI Safe School Antigen testing program or Participate in testing through private sources not provided by MDHHS.
- HRA Services can include but not limited to:
 - Mental health
 - Nutrition and wellness
 - Health Education
 - Potential Covid-19 Vaccines (additional process and steps- speak with school liaison if interested)
- Any behavioral or educational instruction can be provided by the HRA
- Job duties a HRA cannot perform:
 - Provide immunizations outside of COVID-19
 - Task that do not affect the outcome of reducing risk for COVID-19

Health Resource Advocate and School Liaison

Health Resource Advocate (HRA) Program Update

- Funding for the HRA Program is now available until July 2024
- ISDs and LHDs who received allocation funding in 2021 will be able to continue with at least the same funding amount until July 2024 if they choose
- Additional ISDs and LHDs who do not currently have HRA(s) in place but are interested, please contact: MDHHS-COVIDTestingSupport@michigan.gov Subject: HRA Interest
- School liaisons from the CDC Foundation may be able to transfer to HRA position if desired. Further direction and discussion is forthcoming on this transition process.
- Communications regarding next steps for the HRA Program will be coming soon.

Multiplex Overview

- The Michigan Department of Health and Human Services (MDHHS) currently has a limited supply of multiplex test kits available for distribution to some local schools. The multiplex test, known as the BD Veritor™ Plus System, offers combined testing for COVID-19, Flu A, and Flu B.
- A small set of schools will be identified to participate in the MTPP, based on need and other criteria. Multiplex Testing Pilot Program may only be provided to schools that have a school-based health center or school-based nurse.

Reporting Expectations

Reporting is required for schools participating in the MTPP and will be similar to current reporting for Antigen tests. (More information to follow).



Simple Process

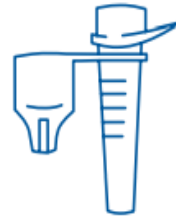
Easy processing uses prefilled, unitized tubes color coded by reagent or assay type, reducing potential errors.

- ✓ Optimal training
- ✓ Easy implementation and use
- ✓ Workflow flexibility
- ✓ Reliable, timely results
- ✓ Streamlined sample processing

✓ Streamlined sample processing

Easy processing uses prefilled, unitized tubes color coded by reagent or assay type, reducing potential errors.

To process the sample:



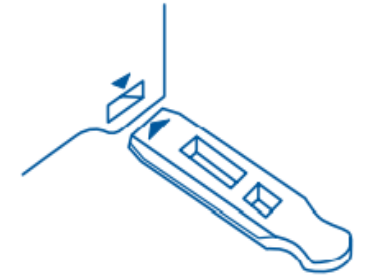
1. Insert the sample swab into the tube (after adding Reagent 1 for Group A Strep)



2. Mix the sample with the reagent



3. Dispense sample into the test device



4. Insert test device into the Analyzer:
 - For **Walk Away** mode, insert immediately
 - For **Analyze Now** mode, insert after processing the sample

Purpose

- The purpose of the Multiplex Testing Pilot Program (MTPP) is to assess the benefit from testing for COVID-19, Flu A, and Flu B in schools versus testing for COVID-19 only. Multiplex testing can provide quick diagnosis for individuals presenting with symptoms of common respiratory conditions, which can be nearly identical for COVID-19 and influenza.
- As multiplex testing provides additional diagnoses (Flu A and B in addition to COVID-19), it has the potential to support early intervention and correct treatment paths. The MTPP will help to determine value added, and to what extent, when implementing multiplex versus traditional testing in schools.

For Multiplex Testing Next Steps...

Please reach out to Tiera DeFoe

- defoet@michigan.gov
- [MDHHS-
COVIDTestingSupport@michigan
.gov](mailto:MDHHS-COVIDTestingSupport@michigan.gov)



Advantageous methods
or programs to support
testing at your schools

Open Forum



Reference

- Any additional questions email MDHHS-COVIDTestingSupport@michigan.gov
- Links Provided in the Presentation
- Reporting:
 - [Reporting form](#)
 - [MDHHS Rapid Antigen Testing Training Series](#)
- Ordering:
 - [MI Safe Schools: School DISTRICT Antigen COVID Test Ordering Form](#)
- [MI Safe School Dashboard](#)
- [MI Backpack Interest Form](#)
- [MI Backpack Ordering Form](#)
- [Coronavirus - MI Backpack Home Test Program \(michigan.gov\)](#)