

Michigan Department of Corrections

Public Act 22 of 2025
Critical Incident Reports, Section 705
January 1, 2025 – December 31, 2025

Public Act 22 of 2025

Critical Incident Reports, Section 705

Sec. 705. (1) From the funds appropriated in part 1, the department shall report all of the following regarding critical incidents by facility:

- (a) Within 72 hours of occurrence, any critical incident occurring at a correctional facility. The report must identify the facility at which the incident occurred.
- (b) Not later than March 1, the number of critical incidents occurring each month at each facility during the previous calendar year, categorized by type and severity of each incident.

Report Criterion

Data documentation is consistent with
Michigan Department of Corrections,
Policy Directive 01.05.120
Critical Incident Reporting

Report Criterion

- Assault based Critical Incidents are identified by Assault Categories I-V
 - **Category I** – Assault resulting in death or serious physical injury.
 - **Category II** – Sexual assault with penetration.
 - **Category III** – Sexual assault without penetration but involving more than intentional non-consensual touching (e.g., use of force, attempted sexual penetration).
 - **Category IV** – Sexual assault not covered in Category II or III.
 - **Category V** – Assault with non-serious physical injury.

Report Criterion

- Non-Assault based Critical Incidents are identified by the following categories:
 - Employee Related
 - Prisoner Related
 - Other

Report Criterion

- Data information specifies the actual number of Critical Incident Reports written.
- Many Critical Incident Reports may contain more than one situation which constitutes a “Critical Incident.”
 - For example, multiple assaults which occur during an incident will be summarized in one written report.

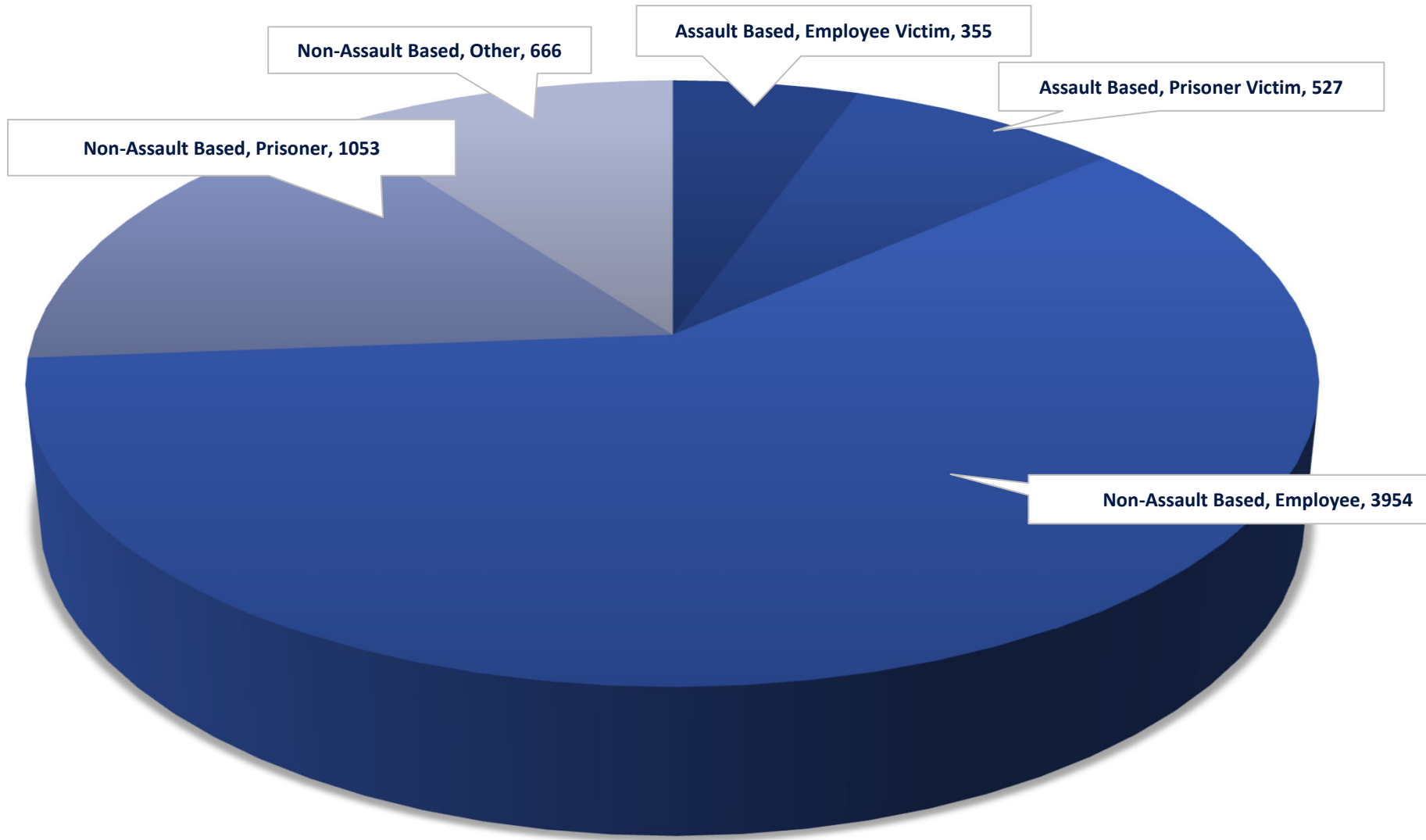
Division of Data

- Correctional Facilities Administration (CFA)
 - Kinross
 - * Facilities
 - Jackson
 - * Facilities

Correctional Facilities Administration, Grandview Plaza, 206 E. Michigan Ave., Lansing, MI 48909

	JAN	FEB	MAR	APR	MAY	JUN	JUL	AUG	SEP	OCT	NOV	DEC	TOTAL
Assault Based Critical Incidents													
Employee Victim													
Category I	5	2	4	3	0	3	2	1	0	1	0	1	22
Category II	0	0	0	0	0	0	0	0	0	0	0	0	0
Category III	0	0	0	1	0	0	0	0	0	0	0	0	1
Category IV	1	1	0	2	2	1	0	1	1	0	0	3	12
Category V	27	21	25	19	20	18	27	22	31	43	29	38	320
Subtotal (Employee Victim Assault)	33	24	29	25	22	22	29	24	32	44	29	42	355
Prisoner Victim													
Category I	6	7	10	6	5	5	4	11	6	7	11	12	90
Category II	0	1	1	0	1	1	0	1	1	0	0	0	6
Category III	0	0	0	0	0	0	0	0	0	0	0	0	0
Category IV	0	0	0	0	0	1	1	0	2	1	1	1	7
Category V	36	31	33	27	45	39	43	29	37	30	38	36	424
Subtotal (Prisoner Victim Assault)	42	39	44	33	51	46	48	41	46	38	50	49	527
Non-Assault Based Critical Incidents													
Employee													
Accidental Death	0	0	0	0	0	0	1	0	0	0	0	0	1
Natural Death	0	0	0	0	0	0	1	0	0	0	0	0	1
Firearm Discharge	1	2	0	1	0	0	3	0	0	0	0	0	7
Chemical Agent Discharge (when reported as secondary event)	51	30	44	43	57	44	55	43	43	65	35	51	561
Use of Force for Prisoner Control	187	190	196	216	211	245	240	248	205	287	227	242	2694
Taser Deployment (when reported as secondary event)	54	42	37	60	57	71	63	61	50	67	55	64	681
Loss or Theft of Firearm, Chemical Agent or Ammo	1	0	1	0	1	0	1	0	0	0	4	1	9
Subtotal (Employee Non-Assault)	294	264	278	320	326	360	364	352	298	419	321	358	3954
Prisoner													
Accidental Death	0	1	0	1	0	0	0	0	0	0	0	0	2
Drug Overdose Death	1	1	3	2	1	2	0	1	0	0	0	1	12
Natural Death - Expected	0	0	1	0	0	0	1	0	0	0	0	0	2
Natural Death - Unexpected	6	2	4	2	1	3	4	4	0	3	2	2	33
Unknown Cause of Death	0	0	0	0	0	2	0	1	3	3	0	5	14
Other Death - Homicide	0	0	0	0	0	0	0	1	0	0	0	0	1
Escape	0	0	0	0	0	0	0	0	0	0	0	0	0
Escape Attempt	3	2	1	4	1	0	2	2	3	5	1	1	25
Drug Overdose	27	40	34	36	37	40	33	25	37	28	17	42	396
Suicide	2	1	2	1	1	0	3	2	1	6	2	1	22
Suicide Attempts / self injury	26	25	52	34	49	64	39	44	41	66	45	61	546
Subtotal (Prisoner Non-Assault)	65	72	97	80	90	111	82	80	85	111	67	113	1053
Other													
Natural Disaster/Physical Plant	18	14	16	11	13	12	8	13	10	12	6	9	142
Riot/Disturbance/Demonstration	4	3	3	2	1	2	1	2	2	3	5	2	30
Hostage Incident	0	0	0	0	0	0	0	0	0	0	0	0	0
Visitor Related	0	0	0	1	0	0	0	1	0	0	0	0	2
Possession drug, weapon, contraband, smuggling	53	48	34	44	29	35	48	27	58	36	41	39	492
Subtotal ("Other")	75	65	53	58	43	49	57	43	70	51	52	50	666
Grand Total	509	464	501	516	532	588	580	540	531	663	519	612	6555

CFA Critical Incident Totals 2025



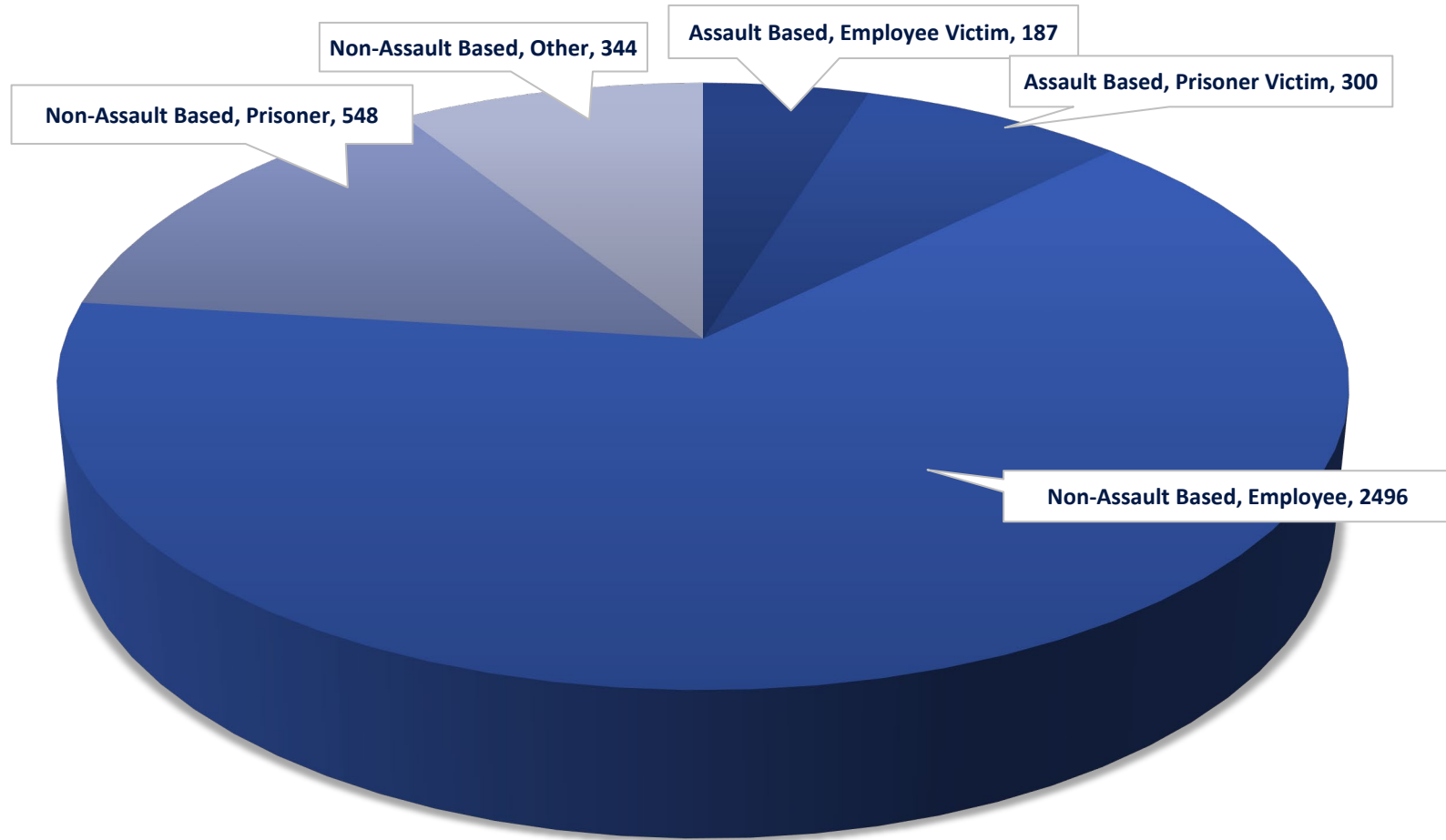
There were 4322 Critical Incidents in CFA .

The data was compiled from 26 Correctional Facilities from January 1, 2025 - December 31, 2025.

Northern Region, 4657 W. Industrial Drive, Kincheloe, MI 49788

	JAN	FEB	MAR	APR	MAY	JUN	JUL	AUG	SEP	OCT	NOV	DEC	TOTAL
Assault Based Critical Incidents													
Employee Victim (includes contractual staff)													
Category I	5	2	2	0	0	2	1	1	0	1	0	1	15
Category II	0	0	0	0	0	0	0	0	0	0	0	0	0
Category III	0	0	0	1	0	0	0	0	0	0	0	0	1
Category IV	0	0	0	1	1	0	0	0	0	0	0	1	3
Category V	14	13	10	11	11	11	11	7	18	36	9	17	168
Subtotal (Employee Victim Assault)	19	15	12	13	12	13	12	8	18	37	9	19	187
Prisoner Victim													
Category I	3	3	5	4	5	4	2	7	3	6	10	7	59
Category II	0	1	1	0	0	0	0	1	1	0	0	0	4
Category III	0	0	0	0	0	0	0	0	0	0	0	0	0
Category IV	0	0	0	0	0	1	0	0	0	1	0	1	3
Category V	20	19	20	17	27	25	20	9	24	16	19	18	234
Subtotal (Prisoner Victim Assault)	23	23	26	21	32	30	22	17	28	23	29	26	300
Non-Assault Based Critical Incidents													
Employee													
Accidental Death	0	0	0	0	0	0	1	0	0	0	0	0	1
Natural Death	0	0	0	0	0	0	0	0	0	0	0	0	0
Firearm Discharge	1	0	0	0	0	0	3	0	0	0	0	0	4
Chemical Agent Discharge	33	17	29	24	38	27	35	33	25	35	25	40	361
Use of Force for Prisoner Control	116	119	121	127	129	147	151	141	139	174	146	156	1666
Taser Deployment	36	33	20	42	37	49	45	38	39	42	42	40	463
Loss or Theft of Firearm, Chemical Agent/Ammo	1	0	0	0	0	0	0	0	0	0	0	0	1
Subtotal (Employee Non-Assault)	187	169	170	193	204	223	235	212	203	251	213	236	2496
Prisoner													
Accidental Death	0	1	0	0	0	0	0	0	0	0	0	0	1
Drug Overdose Death	0	0	3	0	1	2	0	1	0	0	0	0	7
Natural Death - Expected	0	0	0	0	0	0	0	0	0	0	0	0	0
Natural Death - Unexpected	2	0	1	0	0	2	2	1	0	3	0	1	12
Unknown Cause of Death	0	0	0	0	0	2	0	1	3	0	0	2	8
Other Death - Homicide	0	0	0	0	0	0	0	0	0	0	0	0	0
Escape	0	0	0	0	0	0	0	0	0	0	0	0	0
Escape Attempt	3	2	0	2	1	0	1	2	2	4	0	0	17
Drug Overdose	11	29	15	10	24	21	19	8	22	10	7	27	203
Suicide	2	1	2	1	1	0	3	2	1	6	1	0	20
Suicide Attempts / self injury	20	17	26	21	20	19	15	26	26	30	21	39	280
Subtotal (Prisoner Non-Assault)	38	50	47	34	47	46	40	41	54	53	29	69	548
Other													
Natural Disaster/Physical Plant	5	7	2	3	1	3	2	1	1	1	2	3	31
Riot/Disturbance/Demonstration	1	2	1	1	1	0	1	0	0	0	1	1	9
Hostage Incident	0	0	0	0	0	0	0	0	0	0	0	0	0
Visitor Related	0	0	0	0	0	0	0	1	0	0	0	0	1
Possession drug, weapon, contraband, smuggling	26	29	21	22	13	22	38	13	40	20	32	27	303
Subtotal ("Other")	32	38	24	26	15	25	41	15	41	21	35	31	344
Grand Total	299	295	279	287	310	337	350	293	344	385	315	381	3875

Kinross Region Critical Incident Totals 2025



There were 2362 Critical Incidents in the Kinross Region .

The data was compiled from 13 Correctional Facilities from January 1, 2025 - December 31,

Michigan Department of Corrections, Public Act 22 of 2025 Boilerplate Reporting

Critical Incident Reports, Section 705, January 1, 2025-December 31, 2025

Baraga Correctional Facility, 301 Wadaga Road, Baraga, MI 49908

	JAN	FEB	MAR	APR	MAY	JUN	JUL	AUG	SEP	OCT	NOV	DEC	TOTAL
Assault Based Critical Incidents													
Employee Victim (includes contractual staff)													
Category I													0
Category II													0
Category III													0
Category IV													0
Category V	3	2	1	1				2	2	5	4	1	21
Subtotal (Employee Victim Assault)	3	2	1	1	0	0	0	2	2	5	4	1	21
Prisoner Victim													
Category I						1	1						2
Category II													0
Category III													0
Category IV													0
Category V	2	1		1		1		1		1			7
Subtotal (Prisoner Victim Assault)	2	1	0	1	0	2	1	1	0	1	0	0	9
Non-Assault Based Critical Incidents													
Employee													
Accidental Death													0
Natural Death													0
Firearm Discharge													0
Chemical Agent Discharge	4	2	8	4	3	3	2	3	2	3	4	2	40
Use of Force for Prisoner Control	12	14	14	8	10	7	10	15	8	20	8	19	145
Taser Deployment	3	5	4	5	3	5	5	7	4	5	6	4	56
Loss or Theft of Firearm, Chemical Agent /Ammo													0
Subtotal (Employee Non-Assault)	19	21	26	17	16	15	17	25	14	28	18	25	241
Prisoner													
Accidental Death													0
Drug Overdose Death					1								1
Natural Death - Expected													0
Natural Death - Unexpected													0
Unknown Cause of Death													0
Other Death - Homicide													0
Escape													0
Escape Attempt													0
Drug Overdose					3							3	6
Suicide													0
Suicide Attempts / Self injury	5		3		3	2		1		7	2	13	36
Subtotal (Prisoner Non-Assault)	5	0	3	0	7	2	0	1	0	7	2	16	43
Other													
Natural Disaster/Physical Plant													0
Riot/Disturbance/Demonstration	1	1	1								1		4
Hostage Incident													0
Visitor Related													0
Possession drug, weapon, contraband, smuggling	2	4	5	3	1	6	1	1	6	2	3	2	36
Subtotal ("Other")	3	5	6	3	1	6	1	1	6	2	4	2	40
Grand Total	32	29	36	22	24	25	19	30	22	43	28	0	354

Michigan Department of Corrections, Public Act 22 of 2025 Boilerplate Reporting
Critical Incident Reports, Section 705, January 1, 2025-December 31, 2025

Carson City Correctional Facility, 10522 Boyer Road, Carson City, MI 48811

	JAN	FEB	MAR	APR	MAY	JUN	JUL	AUG	SEP	OCT	NOV	DEC	TOTAL
Assault Based Critical Incidents													
Employee Victim													
Category I		1				1							2
Category II													0
Category III				1									1
Category IV													0
Category V		1	1		2	1			4	4		1	14
Subtotal (Employee Victim Assault)	0	0	1	1	2	2	0	0	4	4	0	1	15
Prisoner Victim													
Category I	1							1	1	2	1	1	7
Category II													0
Category III													0
Category IV													0
Category V		2	1	1	4	2	2	2	3	4	4	3	28
Subtotal (Prisoner Victim Assault)	1	2	1	1	4	2	2	3	4	6	5	4	35
Non-Assault Based Critical Incidents													
Employee (includes contractual staff)													
Accidental Death													0
Natural Death													0
Firearm Discharge													0
Chemical Agent Discharge	3	2	4	3		2	1	1	3	3	2	3	27
Use of Force for Prisoner Control	19	21	20	24	11	21	20	26	17	30	16	14	239
Taser Deployment	5	2	1	3			3		1	5	4	4	28
Loss or Theft of Firearm, Chemical Agent or Ammo													0
Subtotal (Employee Non-Assault)	27	25	25	30	11	23	24	27	21	38	22	21	294
Prisoner													
Accidental Death													0
Drug Overdose Death													0
Natural Death - Expected													0
Natural Death - Unexpected							1			3			4
Unknown Cause of Death									2			1	3
Other Death - Homicide													0
Escape													0
Escape Attempt		1											1
Drug Overdose		1	1	1		1		1	1		1	1	8
Suicide													0
Suicide Attempts / Self Injury	1	4	5	4	2	5	2	1		3	1	1	29
Subtotal (Prisoner Non-Assault)	1	6	6	5	2	6	3	2	3	6	2	3	45
Other													
Natural Disaster/Physical Plant		1		1	1			1			2	1	7
Riot/Disturbance/Demonstration												1	1
Hostage Incident													0
Visitor Related													0
Possession drug, weapon, contraband, smuggling	1	2	1			1	2		2		1	2	12
Subtotal ("Other")	1	3	1	1	1	1	2	1	2	0	3	4	20
Grand Total	30	36	34	38	20	34	31	33	34	54	32	33	409

Michigan Department of Corrections, Public Act 22 of 2025 Boilerplate Reporting
 Critical Incident Reports, Section 705, January 1, 2025-December 31, 2025

Oaks Correctional Facility, 1500 Caberfae Highway, Manistee, MI 49660

	JAN	FEB	MAR	APR	MAY	JUN	JUL	AUG	SEP	OCT	NOV	DEC	TOTAL
Assault Based Critical Incidents													
Employee Victim (includes contractual staff)													
Category I													0
Category II													0
Category III													0
Category IV													0
Category V		1		2					1	2		1	7
Subtotal (Employee Victim Assault)	0	1	0	2	0	0	0	0	1	2	0	1	7
Prisoner Victim													
Category I													0
Category II									1				1
Category III													0
Category IV						1							1
Category V	1	1	6		3	2		1		1			15
Subtotal (Prisoner Victim Assault)	1	1	6	0	3	3	0	1	1	1	0	0	17
Non-Assault Based Critical Incidents													
Employee													
Accidental Death							1						1
Natural Death													0
Firearm Discharge													0
Chemical Agent Discharge	1	1						2		1	6	1	12
Use of Force for Prisoner Control	7	5	10	8	4	6	1	9	7	7	31	7	102
Taser Deployment	2	1		2				1		2	2	1	11
Loss or Theft of Firearm, Chemical Agent or Ammo													0
Subtotal (Employee Non-Assault)	10	7	10	10	4	6	2	12	7	10	39	9	126
Prisoner													
Accidental Death													0
Drug Overdose Death													0
Natural Death - Expected													0
Natural Death - Unexpected							1						1
Unknown Cause of Death													0
Other Death - Homicide													0
Escape													0
Escape Attempt													0
Drug Overdose	1	10	1	1	3	3	1	1	1			1	23
Suicide													0
Suicide Attempts / Self Injury	1		2	2		2		2	6		8	3	26
Subtotal (Prisoner Non-Assault)	2	10	3	3	3	5	2	3	7	0	8	4	50
Other													
Natural Disaster/Physical Plant		1											1
Riot/Disturbance/Demonstration													0
Hostage Incident													0
Visitor Related													0
Possession drug, weapon, contraband, smuggling	1				1								2
Subtotal ("Other")	1	1	0	0	1	0	0	0	0	0	0	0	3
Grand Total	14	20	19	15	11	14	4	16	16	13	47	14	203

Michigan Department of Corrections, Public Act 22 of 2025 Boilerplate Reporting
Critical Incident Reports, Section 705, January 1, 2025-December 31, 2025

Kinross Correctional Facility, 4533 W. Industrial Park Drive, Kincheloe, MI 49788

	JAN	FEB	MAR	APR	MAY	JUN	JUL	AUG	SEP	OCT	NOV	DEC	TOTAL
Assault Based Critical Incidents													
Employee Victim (includes contractual staff)													
Category I													0
Category II													0
Category III													0
Category IV													0
Category V					1				2	3			6
Subtotal (Employee Victim Assault)	0	0	0	1	0	0	0	0	2	3	0	0	6
Prisoner Victim													
Category I		1				1		1					3
Category II													0
Category III													0
Category IV													0
Category V	4		2	3	5		4		3	2		1	24
Subtotal (Prisoner Victim Assault)	4	1	2	3	5	1	4	1	3	2	0	1	27
Non-Assault Based Critical Incidents													
Employee													
Accidental Death													0
Natural Death													0
Firearm Discharge													0
Chemical Agent Discharge				2	1			2		2	1		8
Use of Force for Prisoner Control		1	3	2	2			1		2	2		13
Taser Deployment				1	3			5	1	1	1		12
Loss or Theft of Firearm, Chemical Agent or Ammo	1												1
Subtotal (Employee Non-Assault)	1	1	3	5	6	0	0	8	1	5	4	0	34
Prisoner													
Accidental Death													0
Drug Overdose Death			2										2
Natural Death - Expected													0
Natural Death - Unexpected													0
Unknown Cause of Death													0
Other Death - Homicide													0
Escape													0
Escape Attempt													0
Drug Overdose			2							1			3
Suicide							1						1
Suicide Attempts / Self Injury													0
Subtotal (Prisoner Non-Assault)	0	0	4	0	0	0	1	0	0	1	0	0	6
Other													
Natural Disaster/Physical Plant				1		1							2
Riot/Disturbance/Demonstration				1									1
Hostage Incident													0
Visitor Related													0
Possession drug, weapon, contraband, smuggling		1	3	1		1	1		1		1		9
Subtotal ("Other")	0	1	3	3	0	2	1	0	1	0	1	0	12
Grand Total	5	3	12	12	11	3	6	9	7	11	5	1	85

Michigan Department of Corrections, Public Act 22 of 2025 Boilerplate Reporting
 Critical Incident Reports, Section 705, January 1, 2025-December 31, 2025

Earnest C. Brooks Correctional Facility, 2500 S. Sheridan Road, Muskegon Heights, MI 49444

	JAN	FEB	MAR	APR	MAY	JUN	JUL	AUG	SEP	OCT	NOV	DEC	TOTAL
Assault Based Critical Incidents													
Employee Victim (includes contractual staff)													
Category I													0
Category II													0
Category III													0
Category IV													0
Category V			1	1	1		2	2	1	3		1	12
Subtotal (Employee Victim Assault)	0	0	1	1	1	0	2	2	1	3	0	1	12
Prisoner Victim													
Category I			1				1	1		1	1		5
Category II		1											1
Category III													0
Category IV													0
Category V	1	2		1	1	3			2		2	1	13
Subtotal (Prisoner Victim Assault)	1	3	1	1	1	3	1	1	2	1	3	1	19
Non-Assault Based Critical Incidents													
Employee													
Accidental Death													0
Natural Death													0
Firearm Discharge													0
Chemical Agent Discharge	4	3			2	1	3	3	2	2		4	24
Use of Force for Prisoner Control	6	5	3	7	5	4	7	6	3	7	2	9	64
Taser Deployment	2	1	1	4		3	1		1	2	1		16
Loss or Theft of Firearm, Chemical Agent or Ammo													0
Subtotal (Employee Non-Assault)	12	9	4	11	7	8	11	9	6	11	3	13	104
Prisoner													
Accidental Death		1											1
Drug Overdose Death													0
Natural Death - Expected													0
Natural Death - Unexpected	1												1
Unknown Cause of Death						1		1	1				3
Other Death - Homicide													0
Escape													0
Escape Attempt													0
Drug Overdose								1				1	2
Suicide		1											1
Suicide Attempts / Self Injury				2			1	1		1		1	6
Subtotal (Prisoner Non-Assault)	1	2	0	2	0	1	1	3	1	1	0	2	14
Other													
Natural Disaster/Physical Plant		2											2
Riot/Disturbance/Demonstration													0
Hostage Incident													0
Visitor Related													0
Possession drug, weapon, contraband, smuggling		2								1	1		4
Subtotal ("Other")	0	4	0	0	0	0	0	0	0	1	1	0	6
Grand Total	14	18	6	15	9	12	15	15	10	17	7	17	155

Michigan Department of Corrections, Public Act 22 of 2025 Boilerplate Reporting
Critical Incident Reports, Section 705, January 1, 2025-December 31, 2025

Alger Correctional Facility, 6141 Industrial Park Drive, Munising, MI 49862

	JAN	FEB	MAR	APR	MAY	JUN	JUL	AUG	SEP	OCT	NOV	DEC	TOTAL
Assault Based Critical Incidents													
Employee Victim (includes contractual staff)													
Category I		1										1	2
Category II													0
Category III													0
Category IV													0
Category V	1	1		1					5	2		1	11
Subtotal (Employee Victim Assault)	1	2	0	1	0	0	0	0	5	2	0	2	13
Prisoner Victim													
Category I				1	1					2		1	5
Category II													0
Category III													0
Category IV													0
Category V					1	3	1		1	2			8
Subtotal (Prisoner Victim Assault)	0	0	0	1	2	3	1	0	1	4	0	1	13
Non-Assault Based Critical Incidents													
Employee													
Accidental Death													0
Natural Death													0
Firearm Discharge													0
Chemical Agent Discharge		2	2	1	2	1		2	1	2	1	1	15
Use of Force for Prisoner Control	3	7	5	9	3	3	6	8	10	17	12	5	88
Taser Deployment	4	4	1	3	1	1	3	4	4	6	7	2	40
Loss or Theft of Firearm, Chemical Agent or Ammo													0
Subtotal (Employee Non-Assault)	7	13	8	13	6	5	9	14	15	25	20	8	143
Prisoner													
Accidental Death													0
Drug Overdose Death								1					1
Natural Death - Expected													0
Natural Death - Unexpected													0
Unknown Cause of Death													0
Other Death - Homicide													0
Escape Attempt													0
Drug Overdose	2	1		2	1		1	2	1	4			14
Suicide													0
Suicide Attempts / self injury	2		1				2	1		6	1		13
Subtotal (Prisoner Non-Assault)	4	1	1	2	1	0	3	4	1	10	1	0	28
Other													
Natural Disaster/Physical Plant													0
Riot/Disturbance/Demonstration		1											1
Hostage Incident													0
Visitor Related													0
Possession drug, weapon, contraband, smuggling	2	4		2	3	2	2	1	3		1		20
Subtotal ("Other")	2	5	0	2	3	2	2	1	3	0	1	0	21
Grand Total	14	21	9	19	12	10	15	19	25	41	22	11	218

Michigan Department of Corrections, Public Act 22 of 2025 Boilerplate Reporting
 Critical Incident Reports, Section 705, January 1, 2025-December 31, 2025

Marquette Branch Prison, 1960 U.S. 41 South, Marquette, MI 49855

	JAN	FEB	MAR	APR	MAY	JUN	JUL	AUG	SEP	OCT	NOV	DEC	TOTAL
Assault Based Critical Incidents													
Employee Victim (includes contractual staff)													
Category I	5							1					6
Category II													0
Category III													0
Category IV													0
Category V	1	3			3	3	2	2	2	3		1	20
Subtotal (Employee Victim Assault)	6	3	0	0	3	3	2	3	2	3	0	1	26
Prisoner Victim													
Category I											1		1
Category II													0
Category III													0
Category IV													0
Category V	2	1	3	2		2	1		1			1	13
Subtotal (Prisoner Victim Assault)	2	1	3	2	0	2	1	0	1	0	1	1	14
Non-Assault Based Critical Incidents													
Employee													
Accidental Death													0
Natural Death													0
Firearm Discharge	1						3						4
Chemical Agent Discharge	4	2	1		2	1	10		2	3	1	4	30
Use of Force for Prisoner Control	17	15	18	14	11	24	21	12	13	15	6	14	180
Taser Deployment		2				1	1						4
Loss or Theft of Firearm, Chemical Agent or Ammo													0
Subtotal (Employee Non-Assault)	22	19	19	14	13	26	35	12	15	18	7	18	218
Prisoner													
Accidental Death													0
Drug Overdose Death													0
Natural Death - Expected													0
Natural Death - Unexpected													0
Unknown Cause of Death													0
Other Death - Homicide													0
Escape													0
Escape Attempt									1				1
Drug Overdose	1	4	1	1	1	5	2		8	7	3	6	39
Suicide			1						1				2
Suicide Attempts / Self Injury	3	5	11	2	4	2	3	7	9	2	3	6	57
Subtotal (Prisoner Non-Assault)	4	9	13	3	5	7	5	7	19	9	6	12	99
Other													
Natural Disaster/Physical Plant			1	1		1			1			2	6
Riot/Disturbance/Demonstration					1		1						2
Hostage Incident													0
Visitor Related													0
Possession drug, weapon, contraband, smuggling	7	2				2	5		3	4	3	5	31
Subtotal ("Other")	7	2	1	1	1	3	6	0	4	4	3	7	39
Grand Total	41	34	36	20	22	41	49	22	41	34	17	39	396

Michigan Department of Corrections, Public Act 22 of 2025 Boilerplate Reporting

Critical Incident Reports, Section 705, January 1, 2025-December 31, 2025

Muskegon Correctional Facility, 2400 S. Sheridan Drive, Muskegon, MI 49442

	JAN	FEB	MAR	APR	MAY	JUN	JUL	AUG	SEP	OCT	NOV	DEC	TOTAL
Assault Based Critical Incidents													
Employee Victim (includes contractual staff)													
Category I													0
Category II													0
Category III													0
Category IV													0
Category V	4	1											5
Subtotal (Employee Victim Assault)	4	1	0	0	0	0	0	0	0	0	0	0	5
Prisoner Victim													
Category I													0
Category II													0
Category III													0
Category IV													0
Category V						2							2
Subtotal (Prisoner Victim Assault)	0	0	0	0	0	2	0	0	0	0	0	0	2
Non-Assault Based Critical Incidents													
Employee													
Accidental Death													0
Natural Death													0
Firearm Discharge													0
Chemical Agent Discharge	2					1		1		1			5
Use of Force for Prisoner Control	4	3		1		2	2	2	6	1	2	2	25
Taser Deployment	1					2					2	1	6
Loss or Theft of Firearm, Chemical Agent or Ammo													0
Subtotal (Employee Non-Assault)	7	3	0	1	0	5	2	3	6	2	4	3	36
Prisoner													
Accidental Death													0
Drug Overdose Death													0
Natural Death - Expected													0
Natural Death - Unexpected						1		1					2
Unknown Cause of Death													0
Other Death - Homicide													0
Escape													0
Escape Attempt													0
Drug Overdose							1						1
Suicide													0
Suicide Attempts/Self Injury		2		1	1	1	2		2				9
Subtotal (Prisoner Non-Assault)	0	2	0	1	1	2	3	1	2	0	0	0	12
Other													
Natural Disaster/Physical Plant	2												2
Riot/Disturbance/Demonstration													0
Hostage Incident													0
Visitor Related													0
Possession drug, weapon, contraband, smuggling	2					2			1		1		6
Subtotal ("Other")	4	0	0	0	0	2	0	0	1	0	1	0	8
Grand Total	15	6	0	2	1	11	5	4	9	2	5	3	63

Michigan Department of Corrections, Public Act 22 of 2025 Boilerplate Reporting

Critical Incident Reports, Section 705, January 1, 2025-December 31, 2025

Newberry Correctional Facility, 13747 East County Road 428, Newberry, MI 49868

	JAN	FEB	MAR	APR	MAY	JUN	JUL	AUG	SEP	OCT	NOV	DEC	TOTAL
Assault Based Critical Incidents													
Employee Victim (includes contractual staff)													
Category I													0
Category II													0
Category III													0
Category IV													0
Category V	1	1								1			3
Subtotal (Employee Victim Assault)	1	1	0	0	0	0	0	0	0	1	0	0	3
Prisoner Victim													
Category I													0
Category II													0
Category III													0
Category IV													0
Category V	2		1			1			1	1	1	1	8
Subtotal (Prisoner Victim Assault)	2	0	1	0	0	1	0	0	1	1	1	1	8
Non-Assault Based Critical Incidents													
Employee													
Accidental Death													0
Natural Death													0
Firearm Discharge													0
Chemical Agent Discharge	1	1											2
Use of Force for Prisoner Control	3	3								2	1		9
Taser Deployment	1									1	1		3
Loss or Theft of Firearm, Chemical Agent or Ammo													0
Subtotal (Employee Non-Assault)	5	4	0	0	0	0	0	0	0	3	2	0	14
Prisoner													
Accidental Death													0
Drug Overdose Death													0
Natural Death - Expected													0
Natural Death - Unexpected													0
Unknown Cause of Death													0
Other Death - Homicide													0
Escape													0
Escape Attempt													0
Drug Overdose	2	3				3	1	1					10
Suicide													0
Suicide Attempts / Self Injury													0
Subtotal (Prisoner Non-Assault)	2	3	0	0	0	3	1	1	0	0	0	0	10
Other													
Natural Disaster/Physical Plant						1							1
Riot/Disturbance/Demonstration													0
Hostage Incident													0
Visitor Related													0
Possession drug, weapon, contraband, smuggling	2	1									2		5
Subtotal ("Other")	2	1	0	0	0	1	0	0	0	0	2	0	6
Grand Total	12	9	1	0	0	5	1	1	1	5	5	1	41

Michigan Department of Corrections, Public Act 22 of 2025 Boilerplate Reporting
 Critical Incident Reports, Section 705, January 1, 2025-December 31, 2025

St. Louis Correctional Facility, 8585 N. Croswell Road, St. Louis, MI 48880

	JAN	FEB	MAR	APR	MAY	JUN	JUL	AUG	SEP	OCT	NOV	DEC	TOTAL
Assault Based Critical Incidents													
Employee Victim (includes contractual staff)													
Category I			2							1			3
Category II													0
Category III													0
Category IV												1	1
Category V			5	1	1	6	5			5	1	7	31
Subtotal (Employee Victim Assault)	0	0	7	1	1	6	5	0	0	6	1	8	35
Prisoner Victim													
Category I	1				2	1		2	1		3	2	12
Category II								1					1
Category III													0
Category IV												1	1
Category V	1		1		1	2	1	1	5	1	4	5	22
Subtotal (Prisoner Victim Assault)	2	0	1	0	3	3	1	4	6	1	7	8	36
Non-Assault Based Critical Incidents													
Employee													
Accidental Death													0
Natural Death													0
Firearm Discharge													0
Chemical Agent Discharge	6	1	7	5	5	4	11	6	3	4	3	9	64
Use of Force for Prisoner Control	21	7	15	15	23	29	33	23	39	27	18	40	290
Taser Deployment	4	1	1	4	5	6	9	3	11	6	3	12	65
Loss or Theft of Firearm, Chemical Agent or Ammo													0
Subtotal (Employee Non-Assault)	31	9	23	24	33	39	53	32	53	37	24	61	419
Prisoner													
Accidental Death													0
Drug Overdose Death			1										1
Natural Death - Expected													0
Natural Death - Unexpected													0
Unknown Cause of Death												1	1
Other Death - Homicide													0
Escape													0
Escape Attempt													0
Drug Overdose	4	1	3	3	6	2	1					7	27
Suicide					1			1					2
Suicide Attempts / Self Injury	3	3		5	5	3	2	5	3		4	3	36
Subtotal (Prisoner Non-Assault)	7	4	4	8	12	5	3	6	3	0	4	11	67
Other													
Natural Disaster/Physical Plant							1						1
Riot/Disturbance/Demonstration													0
Hostage Incident													0
Visitor Related													0
Possession drug, weapon, contraband, smuggling		4	5	4	3	3	11	3	12	4	13	13	75
Subtotal ("Other")	0	4	5	4	3	3	12	3	12	4	13	13	76
Grand Total	40	17	40	37	52	56	74	45	74	48	49	101	633

Michigan Department of Corrections, Public Act 22 of 2025 Boilerplate Reporting

Critical Incident Reports, Section 705, January 1, 2025-December 31, 2025

Saginaw Correctional Facility, 9625 Pierce Road, Freeland, MI 48623

	JAN	FEB	MAR	APR	MAY	JUN	JUL	AUG	SEP	OCT	NOV	DEC	TOTAL
Assault Based Critical Incidents													
Employee Victim (includes contractual staff)													
Category I													0
Category II													0
Category III													0
Category IV				1									1
Category V				2	2							1	5
Subtotal (Employee Victim Assault)	0	0	0	3	2	0	0	0	0	0	0	1	6
Prisoner Victim													
Category I			4		1	1		1			2	1	10
Category II			1										1
Category III													0
Category IV													0
Category V	1	5	3	2	4	5	6	2	2	2	4	3	39
Subtotal (Prisoner Victim Assault)	1	5	8	2	5	6	6	3	2	2	6	4	50
Non-Assault Based Critical Incidents													
Employee													
Accidental Death													0
Natural Death													0
Firearm Discharge													0
Chemical Agent Discharge	1		3	2	4	7	2	9	5	1	3	6	43
Use of Force for Prisoner Control	7	11	16	15	17	22	16	25	18	16	23	18	204
Taser Deployment	6	4	8	6	6	9	3	11	6	3	4	5	71
Loss or Theft of Firearm, Chemical Agent or Ammo													0
Subtotal (Employee Non-Assault)	14	15	27	23	27	38	21	45	29	20	30	29	318
Prisoner													
Accidental Death													0
Drug Overdose Death						1							1
Natural Death - Expected													0
Natural Death - Unexpected			1									1	2
Unknown Cause of Death													0
Other Death - Homicide													0
Escape													0
Escape Attempt	1												1
Drug Overdose						4	1	3	5	2	2	3	20
Suicide													0
Suicide Attempts / Self Injury			2			4		4	5	6		2	23
Subtotal (Prisoner Non-Assault)	1	0	3	0	0	9	1	7	10	8	2	6	47
Other													
Natural Disaster/Physical Plant													0
Riot/Disturbance/Demonstration													0
Hostage Incident													0
Visitor Related													0
Possession drug, weapon, contraband, smuggling	2	1	2		3	3	3	2	4	1			21
Subtotal ("Other")	2	1	2	0	3	3	3	2	4	1	0	0	21
Grand Total	18	21	40	28	37	56	31	57	45	31	38	40	442

Michigan Department of Corrections, Public Act 22 of 2025 Boilerplate Reporting
 Critical Incident Reports, Section 705, January 1, 2025-December 31, 2025

Central Michigan Correctional Facility, 8201 N. Croswell Road, St. Louis, MI 48880

	JAN	FEB	MAR	APR	MAY	JUN	JUL	AUG	SEP	OCT	NOV	DEC	TOTAL
Assault Based Critical Incidents													
Employee Victim (includes contractual staff)													
Category I						1							1
Category II													0
Category III													0
Category IV													0
Category V		1				1				4			6
Subtotal (Employee Victim Assault)	0	1	0	0	0	2	0	0	0	4	0	0	7
Prisoner Victim													
Category I	1												1
Category II													0
Category III													0
Category IV										1			1
Category V	1						1		1				3
Subtotal (Prisoner Victim Assault)	2	0	0	0	0	0	1	0	1	1	0	0	5
Non-Assault Based Critical Incidents													
Employee													
Accidental Death													0
Natural Death													0
Firearm Agent Discharge													0
Chemical Agent Discharge	1	1		1	3					2			8
Use of Force for Prisoner Control	2	4	1	4	6	2	3			5	3	1	31
Taser Deployment				1	1				1	1		1	5
Loss or Theft of Firearm, Chemical Agent or Ammo													0
Subtotal (Employee Non-Assault)	3	5	1	6	10	2	3	0	1	8	3	2	44
Prisoner													
Accidental Death													0
Drug Overdose Death													0
Natural Death - Expected													0
Natural Death - Unexpected	1					1							2
Unknown Cause of Death						1							1
Other Death - Homicide													0
Escape													0
Escape Attempt													0
Drug Overdose								1	1	1			3
Suicide													0
Suicide Attempts / Self Injury				1	1								2
Subtotal (Prisoner Non-Assault)	1	0	0	1	1	2	1	1	1	0	0	0	8
Other													
Natural Disaster/Physical Plant													0
Riot/Disturbance/Demonstration		1											1
Hostage Incident													0
Visitor Related								1					1
Possession drug, weapon, contraband, smuggling				1				4		1		1	7
Subtotal ("Other")	0	1	0	1	0	0	0	5	0	1	0	1	9
Grand Total	6	7	1	8	11	6	5	6	3	14	3	3	73

Michigan Department of Corrections, Public Act 22 of 2025 Boilerplate Reporting

Critical Incident Reports, Section 705, January 1, 2025-December 31, 2025

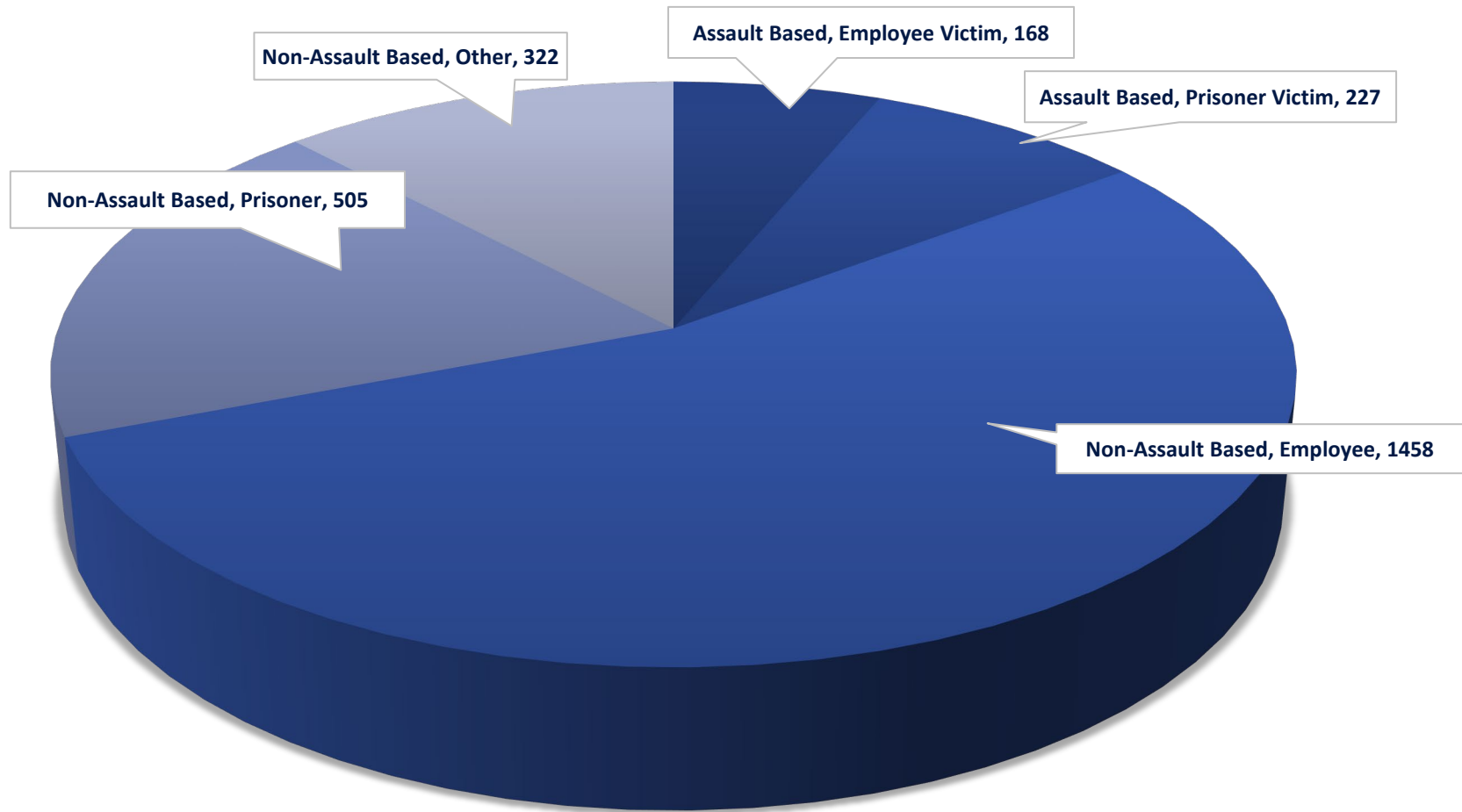
Chippewa Correctional Facility, 4269 W. M-80, Kincheloe, MI 49784

	JAN	FEB	MAR	APR	MAY	JUN	JUL	AUG	SEP	OCT	NOV	DEC	TOTAL
Assault Based Critical Incidents													
Employee Victim (includes contractual staff)													
Category I							1						1
Category II													0
Category III													0
Category IV					1								1
Category V	4	2	2	2	2		2	1	1	4	4	3	27
Subtotal (Employee Victim Assault)	4	2	2	2	3	0	3	1	1	4	4	3	29
Prisoner Victim													
Category I		2		3	1			1	1	1	2	2	13
Category II													0
Category III													0
Category IV													0
Category V	5	7	3	7	8	2	4	2	5	2	4	3	52
Subtotal (Prisoner Victim Assault)	5	9	3	10	9	2	4	3	6	3	6	5	65
Non-Assault Based Critical Incidents													
Employee													
Accidental Death													0
Natural Death													0
Firearm Discharge													0
Chemical Agent Discharge	6	2	4	6	16	7	6	4	7	11	4	10	83
Use of Force for Prisoner Control	15	23	16	20	37	27	32	14	18	25	22	27	276
Taser Deployment	8	13	4	13	18	22	20	7	10	10	11	10	146
Loss or Theft of Firearm, Chemical Agent or Ammo													0
Subtotal (Employee Non-Assault)	29	38	24	39	71	56	58	25	35	46	37	47	505
Prisoner													
Accidental Death													0
Drug Overdose Death						1							1
Natural Death - Expected													0
Natural Death - Unexpected													0
Unknown Cause of Death													0
Other Death - Homicide													0
Escape													0
Escape Attempt													0
Drug Overdose	3	10	7	4	11	3	11		6		1	5	61
Suicide				1									1
Suicide Attempts / Self Injury	3	2	2	2	3		2	1		1	2	10	28
Subtotal (Prisoner Non-Assault)	6	12	9	7	14	4	13	1	6	1	3	15	91
Other													
Natural Disaster/Physical Plant	3	2	1				1			1			8
Riot/Disturbance/Demonstration													0
Hostage Incident													0
Visitor Related													0
Possession drug, weapon, contraband, smuggling	7	7	5	11	2	2	13	2	8	7	6	4	74
Subtotal ("Other")	10	9	6	11	2	2	14	2	8	8	6	4	82
Grand Total	54	70	44	69	99	64	92	32	56	62	56	74	772

Southern Region, 3955 Cooper Street, Jackson, MI 49201-7522

	JAN	FEB	MAR	APR	MAY	JUN	JUL	AUG	SEP	OCT	NOV	DEC	TOTAL
Assault Based Critical Incidents													
Employee Victim (includes contractual staff)													
Category I	0	0	2	3	0	1	1	0	0	0	0	0	7
Category II	0	0	0	0	0	0	0	0	0	0	0	0	0
Category III	0	0	0	0	0	0	0	0	0	0	0	0	0
Category IV	1	1	0	1	1	1	0	1	1	0	0	2	9
Category V	13	8	15	8	9	7	16	15	13	7	20	21	152
Subtotal (Employee Victim Assault)	14	9	17	12	10	9	17	16	14	7	20	23	168
Prisoner Victim													
Category I	3	4	5	2	0	1	2	4	3	1	1	5	31
Category II	0	0	0	0	1	1	0	0	0	0	0	0	2
Category III	0	0	0	0	0	0	0	0	0	0	0	0	0
Category IV	0	0	0	0	0	0	1	0	2	0	1	0	4
Category V	16	12	13	10	18	14	23	20	13	14	19	18	190
Subtotal (Prisoner Victim Assault)	19	16	18	12	19	16	26	24	18	15	21	23	227
Non-Assault Based Critical Incidents													
Employee													
Accidental Death	0	0	0	0	0	0	0	0	0	0	0	0	0
Natural Death	0	0	0	0	0	0	1	0	0	0	0	0	1
Firearm Discharge	0	2	0	1	0	0	0	0	0	0	0	0	3
Chemical Agent Discharge (when reported as secondary event)	18	13	15	19	19	17	20	10	18	30	10	11	200
Use of Force for Prisoner Control	71	71	75	89	82	98	89	107	66	113	81	86	1028
Taser Deployment (when reported as secondary event)	18	9	17	18	20	22	18	23	11	25	13	24	218
Loss or Theft of Firearm, Chemical Agent or Ammo	0	0	1	0	1	0	1	0	0	0	4	1	8
Subtotal (Employee Non-Assault)	107	95	108	127	122	137	129	140	95	168	108	122	1458
Prisoner													
Accidental Death	0	0	0	1	0	0	0	0	0	0	0	0	1
Drug Overdose Death	1	1	0	2	0	0	0	0	0	0	0	1	5
Natural Death - Expected	0	0	1	0	0	0	1	0	0	0	0	0	2
Natural Death - Unexpected	4	2	3	2	1	1	2	3	0	0	2	1	21
Unknown Cause of Death	0	0	0	0	0	0	0	0	0	3	0	3	6
Other Death - Homicide	0	0	0	0	0	0	0	1	0	0	0	0	1
Escape	0	0	0	0	0	0	0	0	0	0	0	0	0
Escape Attempt	0	0	1	2	0	0	1	0	1	1	1	1	8
Drug Overdose	16	11	19	26	13	19	14	17	15	18	10	15	193
Suicide	0	0	0	0	0	0	0	0	0	0	1	1	2
Suicide Attempts / Self injury	6	8	26	13	29	45	24	18	15	36	24	22	266
Subtotal (Prisoner Non-Assault)	27	22	50	46	43	65	42	39	31	58	38	44	505
Other													
Natural Disaster/Physical Plant	13	7	14	8	12	9	6	12	9	11	4	6	111
Riot/Disturbance/Demonstration	3	1	2	1	0	2	0	2	2	3	4	1	21
Hostage Incident	0	0	0	0	0	0	0	0	0	0	0	0	0
Visitor Related	0	0	0	1	0	0	0	0	0	0	0	0	1
Possession drug, weapon, contraband, smuggling	27	19	13	22	16	13	10	14	18	16	9	12	189
Subtotal ("Other")	43	27	29	32	28	24	16	28	29	30	17	19	322
Grand Total	210	169	222	229	222	251	230	247	187	278	204	231	2680

Jackson Region Critical Incident Totals 2025



There were 1960 Critical Incidents in the Jackson Region .

The data was compiled from 13 Correctional Facilities from January 1, 2025 - December 31,

Michigan Department of Corrections, Public Act 22 of 2025 Boilerplate Reporting
 Critical Incident Reports, Section 705, January 1, 2025-December 31, 2025

Gus Harrison Correctional Facility, 2727 E. Beecher St., Adrian, MI 49221

	JAN	FEB	MAR	APR	MAY	JUN	JUL	AUG	SEP	OCT	NOV	DEC	TOTAL
Assault Based Critical Incidents													
Employee Victim (includes contractual staff)													
Category I													0
Category II													0
Category III													0
Category IV												1	1
Category V			4	3	1	1	3	1		1	9	1	24
Subtotal (Employee Victim Assault)	0	0	4	3	1	1	3	1	0	1	9	2	25
Prisoner Victim													
Category I									1			1	2
Category II													0
Category III													0
Category IV													0
Category V	1	1	1		2	4	3	1	4	3	7	2	29
Subtotal (Prisoner Victim Assault)	1	1	1	0	2	4	3	1	5	3	7	3	31
Non-Assault Based Critical Incidents													
Employee													
Accidental Death													0
Natural Death													0
Firearm Discharge													0
Chemical Agent Discharge	1	1		3	1			2	3	1	3		15
Use of Force for Prisoner Control	4	6	4	11	9	9	9	13	8	16	20	10	119
Taser Deployment	1	2	2	3	4	2	3	4	2	5		1	29
Loss or Theft of Firearm, Chemical Agent or Ammo											3		3
Subtotal (Employee Non-Assault)	6	9	6	17	14	11	12	19	13	22	26	11	166
Prisoner													
Accidental Death													0
Drug Overdose Death													0
Natural Death - Expected													0
Natural Death - Unexpected				1									1
Unknown Cause of Death													0
Other Death - Homicide													0
Escape													0
Escape Attempt													0
Drug Overdose	1	1	1	4			1	1		1	2		12
Suicide													0
Suicide Attempts / Self Injury	1		1	2	3	8	3	4	3	4	6	4	39
Subtotal (Prisoner Non-Assault)	2	1	2	7	3	8	4	5	3	5	8	4	52
Other													
Natural Disaster/Physical Plant	1				2								3
Riot/Disturbance/Demonstration													0
Hostage Incident													0
Visitor Related													0
Possession drug, weapon, contraband, smuggling	2	2			2	3		1	2		1	1	14
Subtotal ("Other")	3	2	0	0	4	3	0	1	2	0	1	1	17
Grand Total	12	13	13	27	24	27	22	27	23	31	51	21	291

Michigan Department of Corrections, Public Act 22 of 2025 Boilerplate Reporting

Critical Incident Reports, Section 705, January 1, 2025-December 31, 2025

Bellamy Creek Correctional Facility, 1727 W. Bluewater Highway, Ionia, MI 48846

	JAN	FEB	MAR	APR	MAY	JUN	JUL	AUG	SEP	OCT	NOV	DEC	TOTAL
Assault Based Critical Incidents													
Employee Victim (includes contractual staff)													
Category I				1		1							2
Category II													0
Category III													0
Category IV													0
Category V	8		1		1	1	2	8			1		22
Subtotal (Employee Victim Assault)	8	0	1	1	1	2	2	8	0	0	1	0	24
Prisoner Victim													
Category I	1	2	1	1				1	1	1			8
Category II					1								1
Category III													0
Category IV													0
Category V	4	2	1	3	1		4	1	2	3		2	23
Subtotal (Prisoner Victim Assault)	5	4	2	4	2	0	4	2	3	4	0	2	32
Non-Assault Based Critical Incidents													
Employee													
Accidental Death													0
Natural Death													0
Firearm Discharge		2											2
Chemical Agent Discharge	2	3	3	9	3	6	6	4	4	12	1	4	57
Use of Force for Prisoner Control	13	17	10	21	14	24	15	21	14	34	8	25	216
Taser Deployment	3	3	3	4	6	13	6		6	8	1	8	61
Loss or Theft of Firearm, Chemical Agent or Ammo													0
Subtotal (Employee Non-Assault)	18	25	16	34	23	43	27	25	24	54	10	37	336
Prisoner													
Accidental Death													0
Drug Overdose Death													0
Natural Death - Expected													0
Natural Death - Unexpected		1											1
Unknown Cause of Death													0
Other Death - Homicide								1					1
Escape													0
Escape Attempt													0
Drug Overdose							4		1				5
Suicide													1
Suicide Attempts / Self Injury		1	1	4		1	1			1	2	5	16
Subtotal (Prisoner Non-Assault)	0	2	1	4	0	1	5	1	1	1	2	6	24
Other													
Natural Disaster/Physical Plant			2			2		2		1	1	2	10
Riot/Disturbance/Demonstration	1			1		1			1	1			5
Hostage Incident													0
Visitor Related													0
Possession drug, weapon, contraband, smuggling	2	6	2	4	2	2	3	6	5	9		5	46
Subtotal ("Other")	3	6	4	5	2	5	3	8	6	11	1	7	61
Grand Total	34	37	24	48	28	51	41	44	34	70	14	52	477

Michigan Department of Corrections, Public Act 22 of 2025 Boilerplate Reporting

Critical Incident Reports, Section 705, January 1, 2025-December 31, 2025

Ionia Correctional Facility, 1576 W. Bluewater Highway, Ionia, MI 48846

	JAN	FEB	MAR	APR	MAY	JUN	JUL	AUG	SEP	OCT	NOV	DEC	TOTAL
Assault Based Critical Incidents													
Employee Victim (includes contractual staff)													
Category I							1						1
Category II													0
Category III													0
Category IV		1											1
Category V	1	1	2		1	1	4	2	8	2	4	3	29
Subtotal (Employee Victim Assault)	1	2	2	0	1	1	5	2	8	2	4	3	31
Prisoner Victim													
Category I													0
Category II						1							1
Category III													0
Category IV													0
Category V		1			2		1			1	1		6
Subtotal (Prisoner Victim Assault)	0	1	0	0	2	1	1	0	0	1	1	0	7
Non-Assault Based Critical Incidents													
Employee													
Accidental Death													0
Natural Death													0
Firearm Discharge													0
Chemical Agent Discharge	9	5	9	5	10	8	6		4	9	1	2	68
Use of Force for Prisoner Control	21	14	16	15	23	24	15	16	13	26	18	16	217
Taser Deployment	6		2	4	3	4	3	5	1	4	6	2	40
Loss or Theft of Firearm, Chemical Agent or Ammo													0
Subtotal (Employee Non-Assault)	36	19	27	24	36	36	24	21	18	39	25	20	325
Prisoner													
Accidental Death													0
Drug Overdose Death													0
Natural Death - Expected													0
Natural Death - Unexpected													0
Unknown Cause of Death													0
Other Death - Homicide													0
Escape													0
Escape Attempt												1	1
Drug Overdose	3	3	4	3	4	5	1	5	2			2	32
Suicide													0
Suicide Attempts / Self Injury	1	1	6	4	13	21	6	5	3	7	4	7	78
Subtotal (Prisoner Non-Assault)	4	4	10	7	17	26	7	10	5	10	4	10	114
Other													
Natural Disaster/Physical Plant	1		1	1		1		2		1	1	1	9
Riot/Disturbance/Demonstration									1				1
Hostage Incident													0
Visitor Related													0
Possession drug, weapon, contraband, smuggling	8	4	4	7	7	5	4		3	2	4	2	50
Subtotal ("Other")	9	4	5	8	7	6	4	2	4	3	5	3	60
Grand Total	50	30	44	39	63	70	41	35	35	55	39	36	537

Michigan Department of Corrections, Public Act 22 of 2025 Boilerplate Reporting

Critical Incident Reports, Section 705, January 1, 2025-December 31, 2025

G. Robert Cotton Correctional Facility, 3500 N. Elm Road, Jackson, MI 49201

	JAN	FEB	MAR	APR	MAY	JUN	JUL	AUG	SEP	OCT	NOV	DEC	TOTAL
Assault Based Critical Incidents													
Employee Victim (includes contractual staff)													
Category I				2									2
Category II													0
Category III													0
Category IV													0
Category V			2	3							1	1	7
Subtotal (Employee Victim Assault)	0	0	2	5	0	0	0	0	0	0	1	1	9
Prisoner Victim													
Category I			2				2				1	1	6
Category II													0
Category III													0
Category IV													0
Category V	4	2	2	1	2	2		2	1	2		2	20
Subtotal (Prisoner Victim Assault)	4	2	4	1	2	2	2	2	1	2	1	3	26
Non-Assault Based Critical Incidents													
Employee													
Accidental Death													0
Natural Death													0
Firearm Discharge													0
Chemical Agent Discharge									1		1		2
Use of Force for Prisoner Control	4	2	5	3	2	2	2	1	3	1	4	3	32
Taser Deployment			4			1			1	3	2	2	13
Loss or Theft of Firearm, Chemical Agent or Ammo			1		1								2
Subtotal (Employee Non-Assault)	4	2	10	3	3	3	2	1	5	4	7	5	49
Prisoner													
Accidental Death													0
Drug Overdose Death													0
Natural Death - Expected													0
Natural Death - Unexpected			2					1					3
Unknown Cause of Death													0
Other Death - Homicide													0
Escape													0
Escape Attempt											1		1
Drug Overdose	3		5	3	3	4	1	2	4	1		2	28
Suicide													0
Suicide Attempts / Self Injury					2		1		1	2	1		7
Subtotal (Prisoner Non-Assault)	3	0	7	3	5	4	2	3	5	3	2	2	39
Other													
Natural Disaster/Physical Plant	3	2	2			1				2	1	1	12
Riot/Disturbance/Demonstration	1					1						1	3
Hostage Incident													0
Visitor Related													0
Possession drug, weapon, contraband, smuggling		3		2		1		2	1	2	1		12
Subtotal ("Other")	4	5	2	2	0	3	0	2	1	4	2	2	27
Grand Total	15	9	25	14	10	12	6	8	12	13	13	13	150

Michigan Department of Corrections, Public Act 22 of 2025 Boilerplate Reporting

Critical Incident Reports, Section 705, January 1, 2025-December 31, 2025

Cooper Street Correctional Facility, 3100 N. Elm Road, Jackson, MI 49201

	JAN	FEB	MAR	APR	MAY	JUN	JUL	AUG	SEP	OCT	NOV	DEC	TOTAL
Assault Based Critical Incidents													
Employee Victim (includes contractual staff)													
Category I													0
Category II													0
Category III													0
Category IV													0
Category V													0
Subtotal (Employee Victim Assault)	0	0	0	0	0	0	0	0	0	0	0	0	0
Prisoner Victim													
Category I													0
Category II													0
Category III													0
Category IV													0
Category V			3			1	3		1			1	9
Subtotal (Prisoner Victim Assault)	0	0	3	0	0	1	3	0	1	0	0	1	9
Non-Assault Based Critical Incidents													
Employee													
Accidental Death													0
Natural Death													0
Firearm Discharge													0
Chemical Agent Discharge													0
Use of Force for Prisoner Control	1	1			1		2	1	2		1		9
Taser Deployment													0
Loss or Theft of Firearm, Chemical Agent or Ammo													0
Subtotal (Employee Non-Assault)	1	1	0	0	1	0	2	1	2	0	1	0	9
Prisoner													
Accidental Death													0
Drug Overdose Death													0
Natural Death - Expected			1										1
Natural Death - Unexpected	1												1
Unknown Cause of Death													0
Other Death - Homicide													0
Escape													0
Escape Attempt													0
Drug Overdose	3		1	2	1			2	1	2		1	13
Suicide													0
Suicide Attempts / Self Injury											1		1
Subtotal (Prisoner Non-Assault)	4	0	2	2	1	0	0	2	1	2	1	1	16
Other													
Natural Disaster/Physical Plant	3	3	4	2	1	2	2	3	3	1	1	2	27
Riot/Disturbance/Demonstration													0
Hostage Incident													0
Visitor Related				1									1
Possession drug, weapon, contraband, smuggling	5	1		4		1		1				1	13
Subtotal ("Other")	8	4	4	7	1	3	2	4	3	1	1	3	41
Grand Total	13	5	9	9	3	4	7	7	7	3	3	5	75

Michigan Department of Corrections, Public Act 22 of 2025 Boilerplate Reporting
 Critical Incident Reports, Section 705, January 1, 2025-December 31, 2025

Lakeland Correctional Facility, 141 First Street, Coldwater, MI 49036

	JAN	FEB	MAR	APR	MAY	JUN	JUL	AUG	SEP	OCT	NOV	DEC	TOTAL
Assault Based Critical Incidents													
Employee Victim (includes contractual staff)													
Category I													0
Category II													0
Category III													0
Category IV													0
Category V			1					1	1	1			4
Subtotal (Employee Victim Assault)	0	0	1	0	0	0	0	1	1	1	0	0	4
Prisoner Victim													
Category I	2								1			1	4
Category II													0
Category III													0
Category IV							1						1
Category V			1	1	1		1	4	1				9
Subtotal (Prisoner Victim Assault)	2	0	1	1	1	0	2	4	2	0	0	1	14
Non-Assault Based Critical Incidents													
Employee													
Accidental Death													0
Natural Death													0
Firearm Discharge				1									1
Chemical Agent Discharge									1				1
Use of Force for Prisoner Control			1	1	1	3		2	1	2		1	12
Taser Deployment					1								1
Loss or Theft of Firearm, Chemical Agent or Ammo													0
Subtotal (Employee Non-Assault)	0	0	1	2	2	3	0	2	2	2	0	1	15
Prisoner													
Accidental Death													0
Drug Overdose Death													0
Natural Death - Expected													0
Natural Death - Unexpected	1	1				1	1	1			1		6
Unknown Cause of Death										2			2
Other Death - Homicide													0
Escape													0
Escape Attempt													0
Drug Overdose				2	3	3				1			9
Suicide											1		1
Suicide Attempts / Self Injury											3		3
Subtotal (Prisoner Non-Assault)	1	1	0	2	3	4	1	1	0	3	5	0	21
Other													
Natural Disaster/Physical Plant	2				1				1				4
Riot/Disturbance/Demonstration													0
Hostage Incident													0
Visitor Related													0
Possession drug, weapon, contraband, smuggling	1						1		4			1	7
Subtotal ("Other")	3	0	0	0	1	0	1	0	5	0	0	1	11
Grand Total	6	1	3	5	7	7	4	8	10	6	5	3	65

Michigan Department of Corrections, Public Act 22 of 2025 Boilerplate Reporting
 Critical Incident Reports, Section 705, January 1, 2025-December 31, 2025

Macomb Correctional Facility 34625 26 Mile Road, Lenox Township, MI 48048

	JAN	FEB	MAR	APR	MAY	JUN	JUL	AUG	SEP	OCT	NOV	DEC	TOTAL
Assault Based Critical Incidents													
Employee Victim (includes contractual staff)													
Category I			1										1
Category II													0
Category III													0
Category IV					1				1				2
Category V		3	5	1	3	4	5		1		3	10	35
Subtotal (Employee Victim Assault)	0	3	6	1	4	4	5	0	2	0	3	10	38
Prisoner Victim													
Category I		1	2					1				2	6
Category II													0
Category III													0
Category IV													0
Category V	7	5	1	3	8	7	5	11	4	3	8	9	71
Subtotal (Prisoner Victim Assault)	7	6	3	3	8	7	5	12	4	3	8	11	77
Non-Assault Based Critical Incidents													
Employee													
Accidental Death													0
Natural Death													0
Firearm Discharge													0
Chemical Agent Discharge	4	2	2	1	2		4	3	2	5	1	2	28
Use of Force for Prisoner Control	9	8	20	9	11	8	11	15	6	10	9	11	127
Taser Deployment	6	3	5	5	3		3	10		1	1	6	43
Loss or Theft of Firearm, Chemical Agent or Ammo													0
Subtotal (Employee Non-Assault)	19	13	27	15	16	8	18	28	8	16	11	19	198
Prisoner													
Accidental Death													0
Drug Overdose Death	1	1										1	3
Natural Death - Expected													0
Natural Death - Unexpected													0
Unknown Cause of Death										1		2	3
Other Death - Homicide													0
Escape													0
Escape Attempt				1						1			2
Drug Overdose	2	3	5	10		2	2	2	3	3	2	2	36
Suicide													0
Suicide Attempts / Self Injury			2		2		1			5	1	1	12
Subtotal (Prisoner Non-Assault)	3	4	7	11	2	2	3	2	3	10	3	6	56
Other													
Natural Disaster/Physical Plant		2					2						4
Riot/Disturbance/Demonstration	1		1										2
Hostage Incident													0
Visitor Related													0
Possession drug, weapon, contraband, smuggling	7	1	5	5	3	1	1	1	1		3		28
Subtotal ("Other")	8	3	6	5	3	1	3	1	1	0	3	0	34
Grand Total	37	29	49	35	33	22	34	43	18	29	28	46	403

Michigan Department of Corrections, Public Act 22 of 2025 Boilerplate Reporting
 Critical Incident Reports, Section 705, January 1, 2025-December 31, 2025

Richard A. Handlon Correctional Facility, 1728 Bluewater Highway, Ionia, MI 48846

	JAN	FEB	MAR	APR	MAY	JUN	JUL	AUG	SEP	OCT	NOV	DEC	TOTAL
Assault Based Critical Incidents													
Employee Victim (includes contractual staff)													
Category I													0
Category II													0
Category III													0
Category IV		1											1
Category V		1									1		2
Subtotal (Employee Victim Assault)	2	0	0	0	0	0	0	0	0	0	1	0	3
Prisoner Victim													
Category I						1							1
Category II													0
Category III													0
Category IV													0
Category V		1			1		1	1			1		5
Subtotal (Prisoner Victim Assault)	0	1	0	0	1	1	1	1	0	0	1	0	6
Non-Assault Based Critical Incidents													
Employee													
Accidental Death													0
Natural Death													0
Firearm Discharge													0
Chemical Agent Discharge			1			1	1		1		1	1	6
Use of Force for Prisoner Control	1	3	2		3	6	3	1	1	4	2	3	29
Taser Deployment					1		2	3		1	2		9
Loss or Theft of Firearm, Chemical Agent or Ammo													0
Subtotal (Employee Non-Assault)	1	3	3	0	4	7	6	4	2	5	5	4	44
Prisoner													
Accidental Death													0
Drug Overdose Death				1									1
Natural Death - Expected													0
Natural Death - Unexpected													0
Unknown Cause of Death													0
Other Death - Homicide													0
Escape													0
Escape Attempt							1		1				2
Drug Overdose	2			2	1	5	3	2	1	1	3	4	24
Suicide													0
Suicide Attempts / Self Injury	1	1	2	1	2	3	4		1	2			17
Subtotal (Prisoner Non-Assault)	3	1	2	4	3	8	8	2	3	3	3	4	44
Other													
Natural Disaster/Physical Plant									1				1
Riot/Disturbance/Demonstration													0
Hostage Incident													0
Visitor Related													0
Possession drug, weapon, contraband, smuggling		1					1	3		1			6
Subtotal ("Other")	0	1	0	0	0	0	1	3	1	1	0	0	7
Grand Total	6	6	5	4	8	16	16	10	6	9	10	8	104

Michigan Department of Corrections, Public Act 22 of 2025 Boilerplate Reporting
Critical Incident Reports, Section 705, January 1, 2025-December 31, 2025

Charles Egeler Reception/Guidance Center & Duane Waters Health Care, 3855 Cooper Street, Jackson, MI 49201

	JAN	FEB	MAR	APR	MAY	JUN	JUL	AUG	SEP	OCT	NOV	DEC	TOTAL
Assault Based Critical Incidents													
Employee Victim (includes contractual staff)													
Category I			1										1
Category II													0
Category III													0
Category IV													0
Category V					2				1			4	7
Subtotal (Employee Victim Assault)	0	0	1	0	2	0	0	0	1	0	0	4	8
Prisoner Victim													
Category I		1		1				1					3
Category II													0
Category III													0
Category IV													0
Category V			2	2			1				1	2	8
Subtotal (Prisoner Victim Assault)	0	1	2	3	0	0	1	1	0	0	1	2	11
Non-Assault Based Critical Incidents													
Employee													
Accidental Death													0
Natural Death													0
Firearm Discharge													0
Chemical Agent Discharge	1					1				2		1	5
Use of Force for Prisoner Control	5	3	4	4	5	4	3	7	2	3	4	6	50
Taser Deployment	1		1	1	2			1		1		4	11
Loss or Theft of Firearm, Chemical Agent or Ammo							1					1	2
Subtotal (Employee Non-Assault)	7	3	5	5	7	5	4	8	2	6	4	12	68
Prisoner													
Accidental Death				1									1
Drug Overdose Death													0
Natural Death - Expected													0
Natural Death - Unexpected			1				1					1	3
Unknown Cause of Death													0
Other Death - Homicide													0
Escape													0
Escape Attempt													0
Drug Overdose		1										2	3
Suicide													0
Suicide Attempts / Self Injury	1	2			1	2		1				1	8
Subtotal (Prisoner Non-Assault)	1	3	1	1	1	2	1	1	0	0	0	4	15
Other													
Natural Disaster/Physical Plant	2		2		1			3	1	2			11
Riot/Disturbance/Demonstration			1								2		3
Hostage Incident													0
Visitor Related													0
Possession drug, weapon, contraband, smuggling		1			1							1	3
Subtotal ("Other")	2	1	3	0	2	0	0	3	1	2	2	1	17
Grand Total	10	8	12	9	12	7	6	13	4	8	7	23	119

Michigan Department of Corrections, Public Act 22 of 2025 Boilerplate Reporting

Critical Incident Reports, Section 705, January 1, 2025-July 31, 2025

Detroit Detention Center, 17601 Mound Road, Detroit, MI 48212

	JAN	FEB	MAR	APR	MAY	JUN	JUL	AUG	SEP	OCT	NOV	DEC	TOTAL
Assault Based Critical Incidents													
Employee Victim (includes contractual staff)													
Category I													0
Category II													0
Category III													0
Category IV													0
Category V													0
Subtotal (Employee Victim Assault)	0	0	0	0	0	0	0	0	0	0	0	0	0
Prisoner Victim													
Category I													0
Category II													0
Category III													0
Category IV													0
Category V													0
Subtotal (Prisoner Victim Assault)	0	0	0	0	0	0	0	0	0	0	0	0	0
Non-Assault Based Critical Incidents													
Employee													
Accidental Death													0
Natural Death													0
Firearm Discharge													0
Chemical Agent Discharge													0
Use of Force for Prisoner Control	1	3		2	1	2							9
Taser Deployment						1							1
Loss or Theft of Firearm, Chemical Agent or Ammo													0
Subtotal (Employee Non-Assault)	1	3	0	2	1	3	0	0	0	0	0	0	10
Prisoner													
Accidental Death													0
Drug Overdose Death													0
Natural Death - Expected													0
Natural Death - Unexpected													0
Unknown Cause of Death													0
Other Death - Homicide													0
Escape													0
Escape Attempt				1									1
Drug Overdose		2											2
Suicide													0
Suicide Attempts / Self Injury													0
Subtotal (Prisoner Non-Assault)	0	2	1	0	0	0	0	0	0	0	0	0	3
Other													
Natural Disaster/Physical Plant													0
Riot/Disturbance/Demonstration													0
Hostage Incident													0
Visitor Related													0
Possession drug, weapon, contraband, smuggling													0
Subtotal ("Other")	0	0	0	0	0	0	0	0	0	0	0	0	0
Grand Total	1	5	1	2	1	3	0	0	0	0	0	0	13

Michigan Department of Corrections, Public Act 22 of 2025 Boilerplate Reporting
 Critical Incident Reports, Section 705, January 1, 2025-December 31, 2025

Parnall Correctional Facility, 1780 E. Parnall, Jackson, MI 49201-7138

	JAN	FEB	MAR	APR	MAY	JUN	JUL	AUG	SEP	OCT	NOV	DEC	TOTAL
Assault Based Critical Incidents													
Employee Victim (includes contractual staff)													
Category I													0
Category II													0
Category III													0
Category IV								1				1	2
Category V									1		1		2
Subtotal (Employee Victim Assault)	0	0	0	0	0	0	0	1	1	0	1	1	4
Prisoner Victim													
Category I													0
Category II													0
Category III													0
Category IV									1				1
Category V					1					1			2
Subtotal (Prisoner Victim Assault)	0	0	0	0	1	0	0	0	1	1	0	0	3
Non-Assault Based Critical Incidents													
Employee													
Accidental Death													0
Natural Death													0
Firearm Discharge													0
Chemical Agent Discharge									1				1
Use of Force for Prisoner Control	2	1		1	2		1	1	2	3	3	2	18
Taser Deployment		1							1	1	1	1	5
Loss or Theft of Firearm, Chemical Agent or Ammo													0
Subtotal (Employee Non-Assault)	2	2	0	1	2	0	1	1	4	4	4	3	24
Prisoner													
Accidental Death													0
Drug Overdose Death													0
Natural Death - Expected													0
Natural Death - Unexpected				1									1
Unknown Cause of Death													0
Other Death - Homicide													0
Escape													0
Escape Attempt													0
Drug Overdose								1	2	4	2	1	10
Suicide													0
Suicide Attempts / Self Injury					1					1	1	1	4
Subtotal (Prisoner Non-Assault)	0	0	0	1	1	0	0	1	2	5	3	2	15
Other													
Natural Disaster/Physical Plant			2	2	3				3	2			12
Riot/Disturbance/Demonstration										1			1
Hostage Incident													0
Visitor Related													0
Possession drug, weapon, contraband, smuggling					1					1			2
Subtotal ("Other")	0	0	2	2	4	0	0	0	3	4	0	0	15
Grand Total	2	2	2	4	8	0	1	3	11	14	8	6	61

Michigan Department of Corrections, Public Act 22 of 2025 Boilerplate Reporting
 Critical Incident Reports, Section 705, January 1, 2025-December 31, 2025

Thumb Correctional Facility, 3225 John Conley Drive, Lapeer, MI 48446

	JAN	FEB	MAR	APR	MAY	JUN	JUL	AUG	SEP	OCT	NOV	DEC	TOTAL
Assault Based Critical Incidents													
Employee Victim (includes contractual staff)													
Category I													0
Category II													0
Category III													0
Category IV													0
Category V								1		2			3
Subtotal (Employee Victim Assault)	0	0	0	0	0	0	0	1	0	2	0	0	3
Prisoner Victim													
Category I								1					1
Category II													0
Category III													0
Category IV													0
Category V							3				1		4
Subtotal (Prisoner Victim Assault)	0	0	0	0	0	0	3	1	0	0	1	0	5
Non-Assault Based Critical Incidents													
Employee													
Accidental Death													0
Natural Death													0
Firearm Discharge													0
Chemical Agent Discharge		2		1	3		1	1		1	2	1	12
Use of Force for Prisoner Control	1	4		5	3	1	1	7	1	2	2	2	29
Taser Deployment				1						1			2
Loss or Theft of Firearm, Chemical Agent or Ammo													0
Subtotal (Employee Non-Assault)	1	6	0	7	6	1	2	8	1	4	4	3	43
Prisoner													
Accidental Death													0
Drug Overdose Death				1									1
Natural Death - Expected							1						1
Natural Death - Unexpected													0
Unknown Cause of Death												1	1
Other Death - Homicide													0
Escape													0
Escape Attempt													0
Drug Overdose					1			2	1	1		1	6
Suicide													0
Suicide Attempts / Self Injury								1					1
Subtotal (Prisoner Non-Assault)	0	0	0	1	1	0	1	3	1	1	0	2	10
Other													
Natural Disaster/Physical Plant				1	1	1	1			1			5
Riot/Disturbance/Demonstration													0
Hostage Incident													0
Visitor Related													0
Possession drug, weapon, contraband, smuggling			1						1			1	3
Subtotal ("Other")	0	0	1	1	1	1	1	0	1	1	0	1	8
Grand Total	1	6	1	9	8	2	7	13	3	8	5	6	69

Michigan Department of Corrections, Public Act 22 of 2025 Boilerplate Reporting

Critical Incident Reports, Section 705, January 1, 2025-December 31, 2025

Woodland Center Correctional Facility, 9036 E. M-36 Whitmore Lake, MI 48189

	JAN	FEB	MAR	APR	MAY	JUN	JUL	AUG	SEP	OCT	NOV	DEC	TOTAL
Assault Based Critical Incidents													
Employee Victim (includes contractual staff)													
Category I													0
Category II													0
Category III													0
Category IV				1		1							2
Category V	2	4		1	1		2	2	1	1		1	15
Subtotal (Employee Victim Assault)	2	4	0	2	1	1	2	2	1	1	0	1	17
Prisoner Victim													
Category I													0
Category II													0
Category III													0
Category IV													0
Category V			2										2
Subtotal (Prisoner Victim Assault)	0	0	2	0	0	0	0	0	0	0	0	0	2
Non-Assault Based Critical Incidents													
Employee													
Accidental Death													0
Natural Death													0
Firearm Discharge													0
Chemical Agent Discharge													0
Use of Force for Prisoner Control	4	9	12	13	6	11	22	19	11	10	7	7	131
Taser Deployment													0
Loss or Theft of Firearm, Chemical Agent or Ammo											1		1
Subtotal (Employee Non-Assault)	4	9	12	13	6	11	22	19	11	10	8	7	132
Prisoner													
Accidental Death													0
Drug Overdose Death													0
Natural Death - Expected													0
Natural Death - Unexpected	1												1
Unknown Cause of Death													0
Other Death - Homicide													0
Escape													0
Escape Attempt				1									1
Drug Overdose	1	1	1				1			1			5
Suicide													0
Suicide Attempts / Self Injury	1	1	14	2	4	10	7	7	7	14	5	3	75
Subtotal (Prisoner Non-Assault)	3	2	15	3	4	10	8	7	7	15	5	3	82
Other													
Natural Disaster/Physical Plant	1		1	2	3	2	1	2		1			13
Riot/Disturbance/Demonstration		1						2		1	2		6
Hostage Incident													0
Visitor Related													0
Possession drug, weapon, contraband, smuggling			1						1	1			3
Subtotal ("Other")	1	1	2	2	3	2	1	4	1	3	2	0	22
Grand Total	10	16	31	20	14	24	33	32	20	29	15	11	255

Michigan Department of Corrections, Public Act 22 of 2025 Boilerplate Reporting
 Critical Incident Reports, Section 705, January 1, 2025-December 31, 2025

Women's Huron Valley Correctional Facility, 3511 Bemis Road, Ypsilanti, MI 48197

	JAN	FEB	MAR	APR	MAY	JUN	JUL	AUG	SEP	OCT	NOV	DEC	TOTAL
Assault Based Critical Incidents													
Employee Victim (includes contractual staff)													
Category I													0
Category II													0
Category III													0
Category IV													0
Category V	1											1	2
Subtotal (Employee Victim Assault)	1	0	0	0	0	0	0	0	0	0	0	0	2
Prisoner Victim													
Category I													0
Category II													0
Category III													0
Category IV									1		1		2
Category V							1			1			2
Subtotal (Prisoner Victim Assault)	0	0	0	0	0	0	1	0	1	1	1	0	4
Non-Assault Based Critical Incidents													
Employee													
Accidental Death													0
Natural Death							1						1
Firearm Discharge													0
Chemical Agent Discharge	1					1	2		1				5
Use of Force for Prisoner Control	5		1	4	1	4	5	3	2	2	3		30
Taser Deployment	1					1	1						3
Loss or Theft of Firearm, Chemical Agent or Ammo													0
Subtotal (Employee Non-Assault)	7	0	1	4	1	6	9	3	3	2	3	0	39
Prisoner													
Accidental Death													0
Drug Overdose Death													0
Natural Death - Expected													0
Natural Death - Unexpected	1				1			1			1		4
Unknown Cause of Death													0
Other Death - Homicide													0
Escape													0
Escape Attempt													0
Drug Overdose	1		2				1			3	1		8
Suicide													0
Suicide Attempts / Self Injury	1	2			1		1						5
Subtotal (Prisoner Non-Assault)	3	2	2	0	2	0	2	1	0	3	2	0	17
Other													
Natural Disaster/Physical Plant													0
Riot/Disturbance/Demonstration													0
Hostage Incident													0
Visitor Related													0
Possession drug, weapon, contraband, smuggling	2												2
Subtotal ("Other")	2	0	0	0	0	0	0	0	0	0	0	0	2
Grand Total	13	2	3	4	3	6	12	4	4	6	6	1	64

CFA

Assault Based, Employee Victim	355
Assault Based, Prisoner Victim	527
Non-Assault Based, Employee	3954
Non-Assault Based, Prisoner	1053
Non-Assault Based, Other	666

Kinross

Assault Based, Employee Victim	187
Assault Based, Prisoner Victim	300
Non-Assault Based, Employee	2496
Non-Assault Based, Prisoner	548
Non-Assault Based, Other	344

Jackson

Assault Based, Employee Victim	168
Assault Based, Prisoner Victim	227
Non-Assault Based, Employee	1458
Non-Assault Based, Prisoner	505
Non-Assault Based, Other	322