

Michigan Department of Corrections

Public Act 107 of 2017
Article V, Section 911
Critical Incident Reports
January 1, 2017 – December 31, 2017

Public Act 107 of 2017

Critical Incident Reports, Section 911

By March 1, the department shall report to the senate and house appropriations subcommittees on corrections, the senate and house fiscal agencies, the legislative corrections ombudsman, and the state budget office the number of critical incidents occurring each month by type and the number and severity of assaults, escape attempts, suicides, and attempted suicides occurring each month at each facility during the immediately preceding calendar year.

Report Criterion

Data documentation is consistent with
Michigan Department of Corrections,
Policy Directive 01.05.120
Critical Incident Reporting

Report Criterion

- Assault based Critical Incidents are identified by Assault Categories I-VI
 - **Category I** – Assault resulting in death or serious physical injury.
 - **Category II** – Sexual assault with penetration.
 - **Category III** – Sexual assault without penetration but involving more than intentional non-consensual touching (e.g., use of force, attempted sexual penetration).
 - **Category IV** – Sexual assault not covered in Category II or III.
 - **Category V** – Assault with non-serious physical injury.
 - **Category VI** – Assault with no physical injury.

Report Criterion

- Non-Assault based Critical Incidents are identified by the following categories:
 - Employee Related
 - Prisoner Related
 - Other

Report Criterion

- Data information specifies the actual number of Critical Incident Reports written
- Many Critical Incident Reports may contain more than one situation which constitutes a “Critical Incident”
 - For example, multiple assaults which occur during an incident will be summarized in one written report.

Division of Data

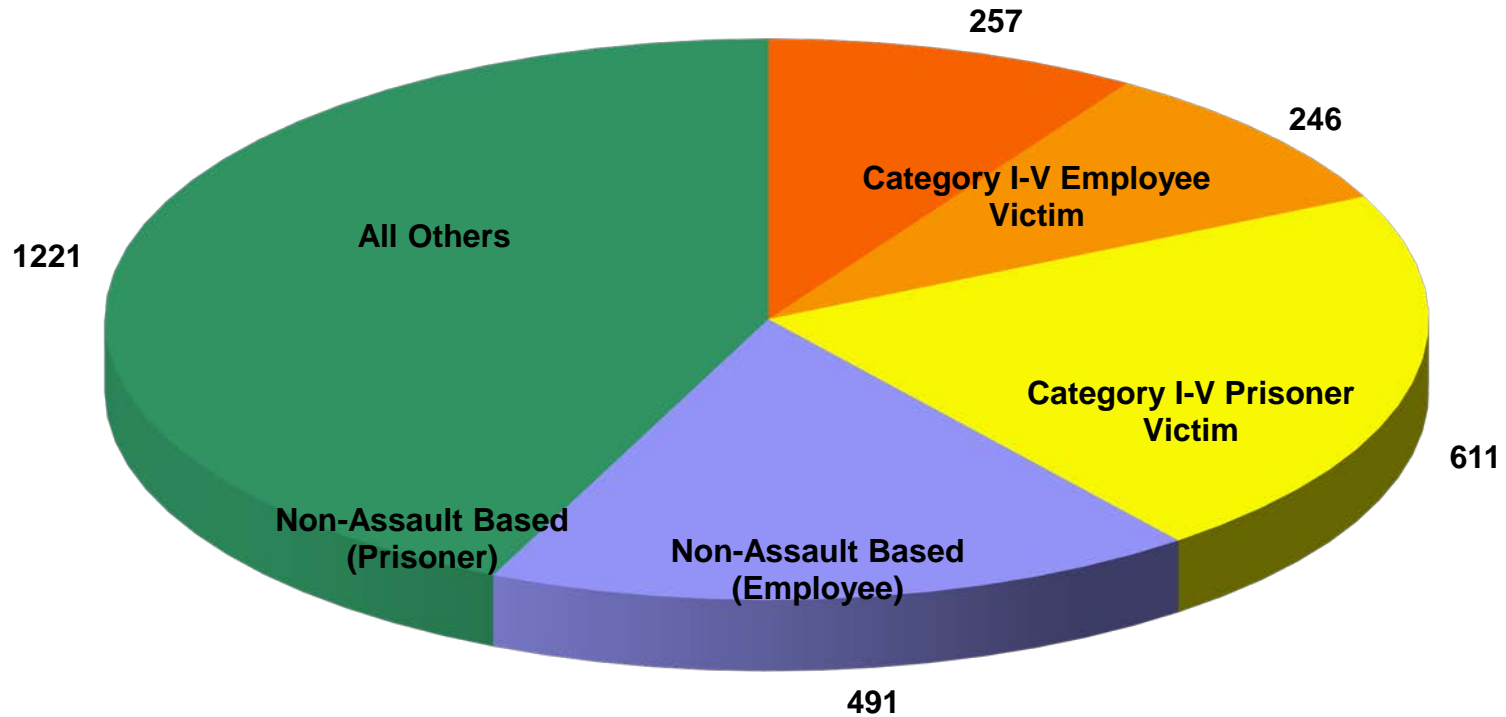
- Correctional Facilities Administration
- Kinross
 - * Facilities
- Jackson
 - * Facilities

**Michigan Department of Corrections, Public Act 107 Boilerplate Reporting,
Critical Incident Reports, Section 911, January 1, 2017-December 31, 2017**

Correctional Facilities Administration, Grandview Plaza, 206 E. Michigan Ave., Lansing, MI 48909

➤ Incidents which occurred off duty.		JAN	FEB	MAR	APR	MAY	JUN	JUL	AUG	SEP	OCT	NOV	DEC	TOTAL
Assault Based Critical Incidents														
Employee Victim														
Category I		0	0	1	0	0	3	0	1	3	5	1	0	14
Category II		0	0	0	0	0	0	0	0	0	0	0	0	0
Category III		0	0	1	0	0	1	0	1	0	0	0	0	3
Category IV		0	1	0	1	1	3	2	1	1	0	0	1	11
Category V		7	18	15	21	21	33	19	21	20	17	14	16	222
Category VI		0	0	0	0	0	2	0	1	3	1	0	0	7
Subtotal (Employee Victim Assault)		7	19	17	22	22	42	21	25	27	23	15	17	257
Prisoner Victim														
Category I		1	2	3	2	1	5	5	4	6	5	3	4	41
Category II		1	0	0	0	2	0	0	0	1	1	1	0	6
Category III		0	1	0	0	0	0	0	1	1	1	0	0	4
Category IV		1	2	2	1	1	3	1	3	1	1	0	1	17
Category V		11	13	17	18	22	14	21	9	17	14	10	12	178
Category VI		0	0	0	0	0	0	0	0	0	0	0	0	0
Subtotal (Prisoner Victim Assault)		14	18	22	21	26	22	27	17	26	22	14	17	246
Non-Assault Based Critical Incidents														
Employee														
Accidental Death		0	0	0	0	0	0	0	0	0	0	0	0	0
Natural Death		0	0	0	0	0	0	0	0	0	0	0	0	0
➤ Arrest for Felony or Misdemeanor		1	4	4	4	10	2	3	3	3	9	1	5	49
Firearm Discharge		0	4	1	2	2	0	1	2	3	3	4	4	26
Chemical Agent Discharge (when reported as secondary event)		7	14	16	24	19	19	22	15	17	13	14	14	194
Use of Force for Prisoner Control		3	14	27	16	41	21	33	31	20	10	5	11	232
Taser Deployment (when reported as secondary event)		0	4	6	4	9	7	9	4	9	7	4	5	68
Loss or Theft of Firearm, Chemical Agent or Ammo		0	0	0	0	1	0	1	0	0	0	0	0	2
➤ Suicide		0	0	0	0	0	0	0	0	0	0	0	0	0
➤ Suicide Attempts		0	0	0	0	0	0	0	0	0	0	0	0	0
Miscellaneous (includes: key/tool control, misconduct, reasonable suspicion, stop orders)		4	1	3	1	5	0	3	5	6	6	6	0	40
Subtotal (Employee Non-Assault)		15	41	57	51	87	49	72	60	58	48	34	39	611
Prisoner														
Accidental Death		0	1	0	0	0	0	1	0	0	0	0	0	2
Natural Death		1	5	4	2	4	0	1	3	4	2	4	3	33
Other Death - Homicide		0	0	0	0	0	0	2	0	0	0	0	0	2
Escape		0	0	0	0	0	0	0	0	0	0	0	0	0
Escape Attempt		0	0	0	0	1	1	0	2	1	0	0	2	7
Drug Overdose		7	5	7	7	8	6	4	4	2	3	2	5	60
Suicide		0	1	0	0	1	0	1	2	0	0	0	0	5
Suicide Attempts / self injury		12	37	36	38	45	25	36	46	33	28	26	20	382
Subtotal (Prisoner Non-Assault)		20	49	47	47	59	32	45	57	40	33	32	30	491
Other														
Natural Disaster/Physical Plant		5	5	15	1	7	5	9	5	6	5	16	7	86
Riot/Disturbance/Demonstration		0	0	0	0	0	0	1	2	1	0	0	1	5
Hostage Incident		0	0	0	0	0	0	0	0	0	1	0	0	1
Visitor Related		1	3	9	10	7	10	13	16	24	11	6	21	131
Possession drug, weapon, contraband, smuggling		17	49	65	74	49	54	66	85	60	80	72	95	766
Medical emergency, quarantine, exposure, accident, unusual events		16	16	26	14	26	19	17	24	27	20	13	14	232
Subtotal ("Other")		39	73	115	99	89	88	106	132	118	117	107	138	1221
Grand Total		95	200	258	240	283	233	271	291	269	243	202	241	2826

CFA Critical Incident Totals, 2017



There were 2826 Critical Incidents in CFA .

The data was compiled from 30 Correctional Facilities from January 1, 2017 - December 31, 2017. Partial year included for MPF which closed 9/24/16.

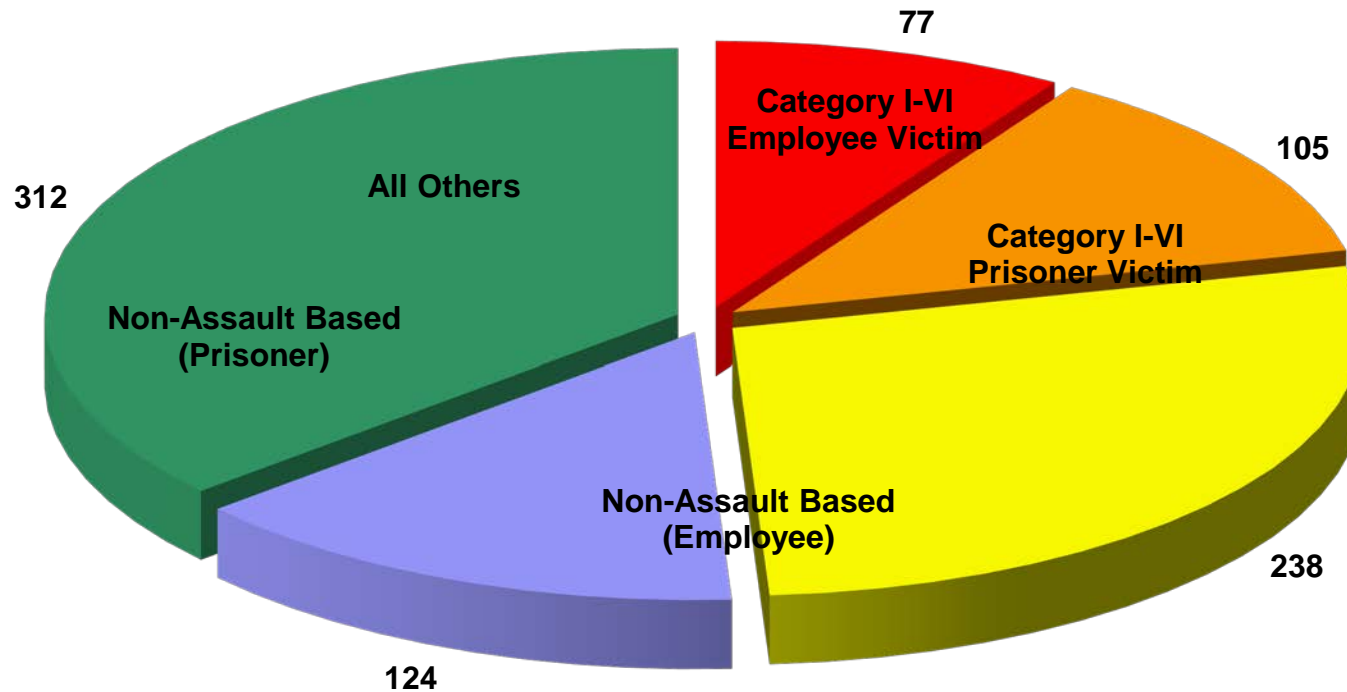
The Critical data does not include information from DDC or DRC.

**Michigan Department of Corrections, Public Act 107 of 2017 Boilerplate Reporting,
Critical Incident Reports, Section 911, January 1, 2017-December 31, 2017**

Northern Region, 4657 W. Industrial Drive, Kincheloe, MI 49788

Incidents which occurred off duty.		JAN	FEB	MAR	APR	MAY	JUN	JUL	AUG	SEP	OCT	NOV	DEC	TOTAL
Assault Based Critical Incidents														
Employee Victim (includes contractual staff)														
Category I		0	0	0	0	0	1	0	0	1	2	0	0	4
Category II		0	0	0	0	0	0	0	0	0	0	0	0	0
Category III		0	0	1	0	0	0	0	0	0	0	0	0	1
Category IV		0	0	0	0	0	1	1	1	0	0	0	0	3
Category V		2	6	5	9	8	7	3	5	7	7	5	4	68
Category VI		0	0	0	0	0	0	0	0	0	1	0	0	1
Subtotal (Employee Victim Assault)		2	6	6	9	8	9	4	6	8	10	5	4	77
Prisoner Victim														
Category I		0	0	0	2	0	4	1	2	4	4	0	3	20
Category II		0	0	0	0	0	0	0	0	1	0	1	0	2
Category III		0	0	0	0	0	0	0	0	0	0	0	0	0
Category IV		0	0	0	0	0	0	0	0	0	0	0	0	0
Category V		2	4	7	7	10	6	16	4	10	5	4	8	83
Category VI		0	0	0	0	0	0	0	0	0	0	0	0	0
Subtotal (Prisoner Victim Assault)		2	4	7	9	10	10	17	6	15	9	5	11	105
Non-Assault Based Critical Incidents														
Employee														
Accidental Death		0	0	0	0	0	0	0	0	0	0	0	0	0
Natural Death		0	0	0	0	0	0	0	0	0	0	0	0	0
Arrest for Felony or Misdemeanor		0	2	2	3	4	1	2	2	1	3	0	4	24
Firearm Discharge		0	2	1	2	2	0	0	1	3	3	4	4	22
Chemical Agent Discharge (when reported as secondary event)		4	10	4	14	9	11	9	6	11	4	3	9	94
Use of Force for Prisoner Control		0	3	5	1	9	5	10	6	6	3	0	3	51
Taser Deployment (when reported as secondary event)		0	4	3	2	5	4	2	2	5	2	1	3	33
Loss or Theft of Firearm, Chemical Agent/Ammo		0	0	0	0	1	0	1	0	0	0	0	0	2
Suicide		0	0	0	0	0	0	0	0	0	0	0	0	0
Suicide Attempts		0	0	0	0	0	0	0	0	0	0	0	0	0
Miscellaneous (includes: key/tool control, misconduct, reasonable suspicion, stop orders)		1	1	1	1	1	0	0	3	0	3	1	0	12
Subtotal (Employee Non-Assault)		5	22	16	23	31	21	24	20	26	18	9	23	238
Prisoner														
Accidental Death		0	1	0	0	0	0	0	0	0	0	0	0	1
Natural Death		1	1	0	1	1	0	0	1	1	0	0	1	7
Other Death - Homicide		0	0	0	0	0	0	2	0	0	0	0	0	2
Escape		0	0	0	0	0	0	0	0	0	0	0	0	0
Escape Attempt		0	0	0	0	0	0	0	1	0	0	0	0	1
Drug Overdose		0	3	4	2	2	2	1	3	0	1	0	2	20
Suicide		0	1	0	0	0	0	0	2	0	0	0	0	3
Suicide Attempts / self injury		4	11	9	6	9	10	14	8	5	3	4	7	90
Subtotal (Prisoner Non-Assault)		5	17	13	9	12	12	17	15	6	4	4	10	124
Other														
Natural Disaster/Physical Plant		1	0	2	0	2	1	4	2	3	1	4	4	24
Riot/Disturbance/Demonstration		0	0	0	0	0	0	1	0	0	0	0	1	2
Hostage Incident		0	0	0	0	0	0	0	0	0	0	0	0	0
Visitor Related		0	1	0	0	0	2	0	1	2	0	0	3	9
Possession drug, weapon, contraband, smuggling		4	14	20	22	14	23	32	24	15	26	17	22	233
Medical emergency, quarantine, exposure, accident, unusual events		3	4	7	3	7	3	4	4	1	5	2	1	44
Subtotal ("Other")		8	19	29	25	23	29	41	31	21	32	23	31	312
Grand Total		22	68	71	75	84	81	103	78	76	73	46	79	856

Kinross Region: Critical Incident Totals, 2017



There were 856 Critical Incidents in the Northern Region. The data was compiled from 15 Correctional Facilities from January 1, 2017 - December 31, 2017.

Michigan Department of Corrections, Public Act 107 of 2017 Boilerplate Reporting,
Critical Incident Reports, Section 911, January 1, 2017-December 31, 2017

Baraga Correctional Facility, 301 Wadaga Road, Baraga, MI 49908

➤ Incidents which occurred off duty.		JAN	FEB	MAR	APR	MAY	JUN	JUL	AUG	SEP	OCT	NOV	DEC	TOTAL
Assault Based Critical Incidents														
Employee Victim (includes contractual staff)														
Category I														0
Category II														0
Category III														0
Category IV														0
Category V			1	2	2		1	1			1	1	1	10
Category VI														0
Subtotal (Employee Victim Assault)		0	1	2	2	0	1	1	0	0	1	1	1	10
Prisoner Victim														
Category I														0
Category II														0
Category III														0
Category IV														0
Category V				1										1
Category VI														0
Subtotal (Prisoner Victim Assault)		0	0	1	0	0	0	0	0	0	0	0	0	1
Non-Assault Based Critical Incidents														
Employee														
Accidental Death														0
Natural Death														0
➤ Arrest for Felony or Misdemeanor					1	1								2
Firearm Discharge														0
Chemical Agent Discharge (when reported as secondary event)			1		2			2	1	2	1			9
Use of Force for Prisoner Control			2	1		4	1	7	2	2	1			20
Taser Deployment (when reported as secondary event)				1				1						2
Loss or Theft of Firearm, Chemical Agent /Ammo														0
➤ Suicide														0
➤ Suicide Attempts														0
Miscellaneous (includes: key/tool control, misconduct, reasonable suspicion, stop orders)									2					2
Subtotal (Employee Non-Assault)		0	3	2	3	5	1	10	5	4	2	0	0	35
Prisoner														
Accidental Death														0
Natural Death														0
Other Death - Homicide														0
Escape														0
Escape Attempt														0
Drug Overdose							1		2		1			4
Suicide														0
Suicide Attempts / Self injury						1		1	1		1			4
Subtotal (Prisoner Non-Assault)		0	0	0	0	1	1	1	3	0	2	0	0	8
Other														
Natural Disaster/Physical Plant									1					1
Riot/Disturbance/Demonstration								1						1
Hostage Incident														0
Visitor Related										1				1
Possession drug, weapon, contraband, smuggling	1													1
Medical emergency, quarantine, exposure, accident, unusual events							1		1					2
Subtotal ("Other")	1	0	0	0	0	0	1	1	2	1	0	0	0	6
Grand Total	1	4	5	5	6	4	13	10	5	5	1	1	1	60

**Michigan Department of Corrections, Public Act 107 of 2017 Boilerplate Reporting,
Critical Incident Reports, Section 911, January 1, 2017-December 31, 2017**

Carson City Correctional Facility, 10522 Boyer Road, Carson City, MI 48811

➤ Incidents which occurred off duty.		JAN	FEB	MAR	APR	MAY	JUN	JUL	AUG	SEP	OCT	NOV	DEC	TOTAL
Assault Based Critical Incidents														
Employee Victim														
Category I														0
Category II														0
Category III														0
Category IV														0
Category V				1		2			1	1	1		1	7
Category VI											1			1
Subtotal (Employee Victim Assault)		0	0	1	0	2	0	0	1	1	2	0	1	8
Prisoner Victim														
Category I							1		1				1	3
Category II														0
Category III														0
Category IV														0
Category V										6		1	2	9
Category VI														0
Subtotal (Prisoner Victim Assault)		0	0	0	0	0	1	0	1	6	0	1	3	12
Non-Assault Based Critical Incidents														
Employee (includes contractual staff)														
Accidental Death														0
Natural Death														0
➤ Arrest for Felony or Misdemeanor							1	1	1					3
Firearm Discharge														0
Chemical Agent Discharge (when reported as secondary event)				1		1			1	2				5
Use of Force for Prisoner Control														0
Taser Deployment (when reported as secondary event)												1	1	2
Loss or Theft of Firearm, Chemical Agent or Ammo														0
➤ Suicide														0
➤ Suicide Attempts														0
Miscellaneous (includes: key/tool control, misconduct, reasonable suspicion, stop orders)														0
Subtotal (Employee Non-Assault)		0	0	1	0	1	1	1	2	2	0	1	1	10
Prisoner														
Accidental Death														0
Natural Death					1					1				2
Other Death - Homicide														0
Escape														0
Escape Attempt														0
Drug Overdose			1		1	2							1	5
Suicide														0
Suicide Attempts / Self Injury			1									1	1	3
Subtotal (Prisoner Non-Assault)		0	2	0	2	2	0	0	0	1	0	1	2	10
Other														
Natural Disaster/Physical Plant								2				1		3
Riot/Disturbance/Demonstration														0
Hostage Incident														0
Visitor Related														0
Possession drug, weapon, contraband, smuggling			5	5	11	4	7	14	11	5	6	5	3	76
Medical emergency, quarantine, exposure, accident, unusual events			1	1	1	1		2						6
Subtotal ("Other")		0	6	6	12	5	7	18	11	5	6	6	3	85
Grand Total		0	8	8	14	10	9	19	15	15	8	9	10	125

**Michigan Department of Corrections, Public Act 107 of 2017 Boilerplate Reporting,
Critical Incident Reports, Section 911, January 1, 2017-December 31, 2017**

Oaks Correctional Facility, 1500 Caberfae Highway, Manistee, MI 49660

➤ Incidents which occurred off duty.		JAN	FEB	MAR	APR	MAY	JUN	JUL	AUG	SEP	OCT	NOV	DEC	TOTAL
Assault Based Critical Incidents														
Employee Victim (includes contractual staff)														
Category I														0
Category II														0
Category III														0
Category IV														0
Category V			1			1	2		1		1			6
Category VI														0
Subtotal (Employee Victim Assault)		0	1	0	0	1	2	0	1	0	1	0	0	6
Prisoner Victim														
Category I													1	1
Category II														0
Category III														0
Category IV														0
Category V			1				1		1			1	1	5
Category VI														0
Subtotal (Prisoner Victim Assault)		0	1	0	0	0	1	0	1	0	0	1	2	6
Non-Assault Based Critical Incidents														
Employee														
Accidental Death														0
Natural Death														0
➤ Arrest for Felony or Misdemeanor			1											1
Firearm Discharge			2	1	2	2			1	3	2	4	4	21
Chemical Agent Discharge			5		5	4	6	4	2	4		1	4	35
Use of Force for Prisoner Control									1		1			2
Taser Deployment														0
Loss or Theft of Firearm, Chemical Agent or Ammo														0
➤ Suicide														0
➤ Suicide Attempts														0
Miscellaneous (includes: key/tool control, misconduct, reasonable suspicion, stop orders)														0
Subtotal (Employee Non-Assault)		0	8	1	7	6	6	4	4	7	3	5	8	59
Prisoner														
Accidental Death														0
Natural Death														0
Other Death - Homicide														0
Escape														0
Escape Attempt														0
Drug Overdose			2											2
Suicide														0
Suicide Attempts / Self Injury			1	3		4	5	1	1	1				16
Subtotal (Prisoner Non-Assault)		0	3	3	0	4	5	1	1	1	0	0	0	18
Other														
Natural Disaster/Physical Plant														0
Riot/Disturbance/Demonstration													1	1
Hostage Incident														0
Visitor Related													1	1
Possession drug, weapon, contraband, smuggling					1			5	2	1	1			10
Medical emergency, quarantine, exposure, accident, unusual events														0
Subtotal ("Other")		0	0	0	1	0	0	5	2	1	1	0	2	12
Grand Total		0	13	4	8	11	14	10	9	9	5	6	12	101

Michigan Department of Corrections, Public Act 107 of 2017 Boilerplate Reporting,
Critical Incident Reports, Section 911, January 1, 2017-December 31, 2017

Kinross Correctional Facility, 16770 S. Watertower Drive, Kincheloe, MI 49788

➤ Incidents which occurred off duty.		JAN	FEB	MAR	APR	MAY	JUN	JUL	AUG	SEP	OCT	NOV	DEC	TOTAL
Assault Based Critical Incidents														
Employee Victim (includes contractual staff)														
Category I														0
Category II														0
Category III														0
Category IV														0
Category V														0
Category VI														0
Subtotal (Employee Victim Assault)		0	0	0	0	0	0	0	0	0	0	0	0	0
Prisoner Victim														
Category I								1			2			3
Category II														0
Category III														0
Category IV														0
Category V				1	1	1		1			1		2	7
Category VI														0
Subtotal (Prisoner Victim Assault)		0	0	1	1	1	0	2	0	0	3	0	2	10
Non-Assault Based Critical Incidents														
Employee														
Accidental Death														0
Natural Death														0
➤ Arrest for Felony or Misdemeanor						2							1	3
Firearm Discharge														0
Chemical Agent Discharge														0
Use of Force for Prisoner Control														0
Taser Deployment (when reported as secondary event)														0
Loss or Theft of Firearm, Chemical Agent or Ammo														0
➤ Suicide														0
➤ Suicide Attempts														0
Miscellaneous (includes: key/tool control, misconduct, reasonable suspicion, stop orders)												1		1
Subtotal (Employee Non-Assault)		0	0	0	0	2	0	0	0	0	0	1	1	4
Prisoner														
Accidental Death			1											1
Natural Death		1												1
Other Death - Homicide														0
Escape														0
Escape Attempt														0
Drug Overdose														0
Suicide														0
Suicide Attempts / Self Injury														0
Subtotal (Prisoner Non-Assault)		1	1	0	0	0	0	0	0	0	0	0	0	2
Other														
Natural Disaster/Physical Plant				1										1
Riot/Disturbance/Demonstration														0
Hostage Incident														0
Visitor Related										1				1
Possession drug, weapon, contraband, smuggling			1			1	2	1		1	1		1	8
Medical emergency, quarantine, exposure, accident, unusual events												1		1
Subtotal ("Other")		0	1	1	0	1	2	1	0	2	1	1	1	11
Grand Total		1	2	2	1	4	2	3	0	2	4	2	4	27

Michigan Department of Corrections, Public Act 107 of 2017 Boilerplate Reporting,
Critical Incident Reports, Section 911, January 1, 2017-December 31, 2017

Alger Correctional Facility, Industrial Park Drive, P.O. Box 600, Munising, MI 49862

➤ Incidents which occurred off duty.		JAN	FEB	MAR	APR	MAY	JUN	JUL	AUG	SEP	OCT	NOV	DEC	TOTAL
Assault Based Critical Incidents														
Employee Victim (includes contractual staff)														
Category I														0
Category II														0
Category III														0
Category IV														0
Category V												1		1
Category VI														0
Subtotal (Employee Victim Assault)		0	0	0	0	0	0	0	0	0	0	1	0	1
Prisoner Victim														
Category I							1						1	2
Category II										1				1
Category III														0
Category IV														0
Category V														0
Category VI														0
Subtotal (Prisoner Victim Assault)		0	0	0	0	0	1	0	0	1	0	0	1	3
Non-Assault Based Critical Incidents														
Employee														
Accidental Death														0
Natural Death														0
➤ Arrest for Felony or Misdemeanor											1			1
Firearm Discharge														0
Chemical Agent Discharge (when reported as secondary event)	2		1	2			2							7
Use of Force for Prisoner Control			1				1			1				3
Taser Deployment (when reported as secondary event)										1				1
Loss or Theft of Firearm, Chemical Agent or Ammo														0
➤ Suicide														0
➤ Suicide Attempts														0
Miscellaneous (includes: key/tool control, misconduct, reasonable suspicion, stop orders)											1			1
Subtotal (Employee Non-Assault)	2	0	2	2	0	3	0	0	0	2	2	0	0	13
Prisoner														
Accidental Death														0
Natural Death														0
Other Death - Homicide								1						1
Escape														0
Escape Attempt														0
Drug Overdose			1											1
Suicide														0
Suicide Attempts / self injury	1	1	1		1				1				1	6
Subtotal (Prisoner Non-Assault)	1	1	2	0	1	0	1	1	1	0	0	0	1	8
Other														
Natural Disaster/Physical Plant						2				2	1		1	6
Riot/Disturbance/Demonstration														0
Hostage Incident														0
Visitor Related													1	1
Possession drug, weapon, contraband, smuggling											6	6	1	13
Medical emergency, quarantine, exposure, accident, unusual events	2		1					1			1			5
Subtotal ("Other")	2	0	1	0	2	0	1	0	2	8	6	3		25
Grand Total		5	1	5	2	3	4	2	1	5	10	7	5	50

Michigan Department of Corrections, Public Act 107 of 2017 Boilerplate Reporting,
Critical Incident Reports, Section 911, January 1, 2017-December 31, 2017

Earnest C. Brooks Correctional Facility, 2500 S. Sheridan Road, Muskegon Heights, MI 49444

➤ Incidents which occurred off duty.		JAN	FEB	MAR	APR	MAY	JUN	JUL	AUG	SEP	OCT	NOV	DEC	TOTAL
Assault Based Critical Incidents														
Employee Victim (includes contractual staff)														
Category I														0
Category II														0
Category III														0
Category IV														0
Category V		1	1		1									3
Category VI														0
Subtotal (Employee Victim Assault)		1	1	0	1	0	0	0	0	0	0	0	0	3
Prisoner Victim														
Category I					1									1
Category II														0
Category III														0
Category IV														0
Category V		1	1		1		2	1					1	7
Category VI														0
Subtotal (Prisoner Victim Assault)		1	1	0	2	0	2	1	0	0	0	0	1	8
Non-Assault Based Critical Incidents														
Employee														
Accidental Death														0
Natural Death														0
➤ Arrest for Felony or Misdemeanor											1			1
Firearm Discharge														0
Chemical Agent Discharge (when reported as secondary e		2		1	2		2							7
Use of Force for Prisoner Control				1			1			1				3
Taser Deployment										1				1
Loss or Theft of Firearm, Chemical Agent or Ammo														0
➤ Suicide														0
➤ Suicide Attempts														0
Miscellaneous (includes: key/tool control, misconduct, reasonable suspicion, stop orders)											1			1
Subtotal (Employee Non-Assault)		2	0	2	2	0	3	0	0	2	2	0	0	13
Prisoner														
Accidental Death														0
Natural Death													1	1
Other Death - Homicide								1						1
Escape														0
Escape Attempt														0
Drug Overdose				1										1
Suicide									1					1
Suicide Attempts / Self Injury		1	1	1			1	2					1	7
Subtotal (Prisoner Non-Assault)		1	1	2	0	0	1	3	1	0	0	0	2	11
Other														
Natural Disaster/Physical Plant							1							1
Riot/Disturbance/Demonstration														0
Hostage Incident														0
Visitor Related														0
Possession drug, weapon, contraband, smuggling		1	1	1				3	1	3	2	1	1	14
Medical emergency, quarantine, exposure, accident, unusual events											1			1
Subtotal ("Other")		1	1	1	0	0	1	3	1	3	3	1	1	16
Grand Total		6	4	5	5	0	7	7	2	5	5	1	4	51

Michigan Department of Corrections, Public Act 107 of 2017 Boilerplate Reporting,

Marquette Branch Prison, 1960 U.S. 41 South, Marquette, MI 49855

➤ Incidents which occurred off duty.		JAN	FEB	MAR	APR	MAY	JUN	JUL	AUG	SEP	OCT	NOV	DEC	TOTAL
Assault Based Critical Incidents														
Employee Victim (includes contractual staff)														
Category I											1			1
Category II														0
Category III														0
Category IV														0
Category V		1	3	2	3	3	1	2		3		2		20
Category VI														0
Subtotal (Employee Victim Assault)		1	3	2	3	3	1	2	0	3	1	2	0	21
Prisoner Victim														
Category I														0
Category II												1		1
Category III														0
Category IV														0
Category V				1			1	1						3
Category VI														0
Subtotal (Prisoner Victim Assault)		0	0	1	0	0	1	1	0	0	0	1	0	4
Non-Assault Based Critical Incidents														
Employee														
Accidental Death														0
Natural Death														0
➤ Arrest for Felony or Misdemeanor				1	1	1			1			1		5
Firearm Discharge												1		1
➤ Chemical Agent Discharge (when reported as secondary event)			3	1	3	2				2	2	2	3	18
Use of Force for Prisoner Control														0
➤ Taser Deployment (when reported as secondary event)			4		2	1	1	1	2	2	2		1	16
➤ Loss or Theft of Firearm, Chemical Agent or Ammo						1		1						2
➤ Suicide														0
➤ Suicide Attempts														0
Miscellaneous (includes: key/tool control, misconduct, reasonable suspicion, stop orders)		1	1	1	1	1								5
Subtotal (Employee Non-Assault)		1	8	3	7	6	1	2	3	4	6	2	4	47
Prisoner														
Accidental Death														0
Natural Death														0
Other Death - Homicide														0
Escape														0
Escape Attempt														0
Drug Overdose					1		1	1	1					4
Suicide														0
➤ Suicide Attempts / Self Injury		1	4	2	5	1	1	6	3	1		1	1	26
Subtotal (Prisoner Non-Assault)		1	4	2	6	1	2	7	4	1	0	1	1	30
Other														
Natural Disaster/Physical Plant				1										1
Riot/Disturbance/Demonstration														0
Hostage Incident														0
Visitor Related														0
Possession drug, weapon, contraband, smuggling			1						2					3
Medical emergency, quarantine, exposure, accident, unusual events			2		1	3		1	1					8
Subtotal ("Other")		0	3	1	1	3	0	1	3	0	0	0	0	12
Grand Total		3	18	9	17	13	5	13	10	8	7	6	5	114

Michigan Department of Corrections, Public Act 107 of 2017 Boilerplate Reporting,
Critical Incident Reports, Section 911, January 1, 2017-December 31, 2017

Muskegon Correctional Facility, 2400 S. Sheridan Drive, Muskegon, MI 49442

Incidents which occurred off duty		JAN	FEB	MAR	APR	MAY	JUN	JUL	AUG	SEP	OCT	NOV	DEC	TOTAL
Assault Based Critical Incidents														
Employee Victim (includes contractual staff)														
Category I														0
Category II														0
Category III														0
Category IV									1					1
Category V					1	1	1							3
Category VI														0
Subtotal (Employee Victim Assault)		0	0	0	1	1	1	0	1	0	0	0	0	4
Prisoner Victim														
Category I														0
Category II														0
Category III														0
Category IV														0
Category V					1	1		2		1		1	1	7
Category VI														0
Subtotal (Prisoner Victim Assault)		0	0	0	1	1	0	2	0	1	0	1	1	7
Non-Assault Based Critical Incidents														
Employee														
Accidental Death														0
Natural Death														0
Arrest for Felony or Misdemeanor														0
Firearm Discharge														0
Chemical Agent Discharge														0
Use of Force for Prisoner Control						1								1
Taser Deployment (when reported as secondary event)						2	1							3
Loss or Theft of Firearm, Chemical Agent or Ammo														0
Suicide														0
Suicide Attempts														0
Miscellaneous (includes: key/tool control, misconduct, reasonable suspicion, stop orders)														0
Subtotal (Employee Non-Assault)		0	0	0	0	3	1	0	0	0	0	0	0	4
Prisoner														
Accidental Death														0
Natural Death														0
Other Death - Homicide														0
Escape														0
Escape Attempt														0
Drug Overdose				2										2
Suicide														0
	1	1							1					3
Subtotal (Prisoner Non-Assault)	1	1	2	0	0	0	0	0	1	0	0	0	0	5
Other														
Natural Disaster/Physical Plant									1					1
Riot/Disturbance/Demonstration														0
Hostage Incident														0
Visitor Related														0
Possession drug, weapon, contraband, smuggling	1	1	1	2	4	1		1	1	2				14
Medical emergency, quarantine, exposure, accident, unusual events			1	1	1									3
Subtotal ("Other")	1	1	2	3	5	1	0	2	1	2	0	0	0	18
Grand Total		2	2	4	5	10	3	2	4	2	2	1	1	38

Michigan Department of Corrections, Public Act 107 of 2017 Boilerplate Reporting,
Critical Incident Reports, Section 911, January 1, 2017-December 31, 2017

West Shoreline Correctional Facility 2500 S. Sheridan Drive, Muskegon Heights, MI 49444

Incidents which occurred off duty.		JAN	FEB	MAR	APR	MAY	JUN	JUL	AUG	SEP	OCT	NOV	DEC	TOTAL
Assault Based Critical Incidents														
Employee Victim (includes contractual staff)														
Category I														0
Category II														0
Category III														0
Category IV														0
Category V														0
Category VI														0
Subtotal (Employee Victim Assault)		0	0	0	0	0	0	0	0	0	0	0	0	0
Prisoner Victim														
Category I														0
Category II														0
Category III														0
Category IV														0
Category V						1	1							2
Category VI														0
Subtotal (Prisoner Victim Assault)		0	0	0	0	1	1	0	0	0	0	0	0	2
Non-Assault Based Critical Incidents														
Employee														
Accidental Death														0
Natural Death														0
Arrest for Felony or Misdemeanor													1	1
Firearm Discharge														0
Chemical Agent Discharge														0
Use of Force for Prisoner Control				1										1
Taser Deployment														0
Loss or Theft of Firearm, Chemical Agent or Ammo														0
Suicide														0
Suicide Attempts														0
Miscellaneous (includes: key/tool control, misconduct, reasonable suspicion, stop orders)														0
Subtotal (Employee Non-Assault)		0	0	1	0	0	0	0	0	0	0	0	1	2
Prisoner														
Accidental Death														0
Natural Death														0
Other Death - Homicide														0
Escape														0
Escape Attempt														0
Drug Overdose														0
Suicide														0
Suicide Attempts / Self Injury														0
Subtotal (Prisoner Non-Assault)		0	0	0	0	0	0	0	0	0	0	0	0	0
Other														
Natural Disaster/Physical Plant														0
Riot/Disturbance/Demonstration														0
Hostage Incident														0
Visitor Related														0
Possession drug, weapon, contraband, smuggling							1		1	1	1			4
Medical emergency, quarantine, exposure, accident, unusual events														0
Subtotal ("Other")		0	0	0	0	0	1	0	1	1	1	0	0	4
Grand Total		0	0	1	0	1	2	0	1	1	1	0	1	8

Michigan Department of Corrections, Public Act 107 of 2017 Boilerplate Reporting,
Critical Incident Reports, Section 911, January 1, 2017-December 31, 2017

Newberry Correctional Facility, 3001 Newberry Avenue, Newberry, MI 49868

Incidents which occurred off duty.		JAN	FEB	MAR	APR	MAY	JUN	JUL	AUG	SEP	OCT	NOV	DEC	TOTAL
Assault Based Critical Incidents														
Employee Victim (includes contractual staff)														
Category I														0
Category II														0
Category III														0
Category IV														0
Category V														0
Category VI														0
Subtotal (Employee Victim Assault)		0	0	0	0	0	0	0	0	0	0	0	0	0
Prisoner Victim														
Category I														0
Category II														0
Category III														0
Category IV														0
Category V		1				1								2
Category VI														0
Subtotal (Prisoner Victim Assault)		1	0	0	0	1	0	0	0	0	0	0	0	2
Non-Assault Based Critical Incidents														
Employee														
Accidental Death														0
Natural Death														0
Arrest for Felony or Misdemeanor			1		1								1	3
Firearm Discharge														0
Chemical Agent Discharge														0
Use of Force for Prisoner Control														0
Taser Deployment														0
Loss or Theft of Firearm, Chemical Agent or Ammo														0
Suicide														0
Suicide Attempts														0
Miscellaneous (includes: key/tool control, misconduct, reasonable suspicion, stop orders)														0
Subtotal (Employee Non-Assault)		0	1	0	1	0	0	0	0	0	0	0	1	3
Prisoner														
Accidental Death														0
Natural Death														0
Other Death - Homicide														0
Escape														0
Escape Attempt														0
Drug Overdose														0
Suicide														0
Suicide Attempts / Self Injury								1						1
Subtotal (Prisoner Non-Assault)		0	0	0	0	0	0	1	0	0	0	0	0	1
Other														
Natural Disaster/Physical Plant								2						2
Riot/Disturbance/Demonstration														0
Hostage Incident														0
Visitor Related							1						1	2
Possession drug, weapon, contraband, smuggling		1	2			1	2		1	1				8
Medical emergency, quarantine, exposure, accident, unusual events														0
Subtotal ("Other")		0	1	2	0	1	3	2	1	1	0	0	1	12
Grand Total		1	2	2	1	2	3	3	1	1	0	0	2	18

Michigan Department of Corrections, Public Act 107 of 2017 Boilerplate Reporting,
Critical Incident Reports, Section 911, January 1, 2017-December 31, 2017

Ojibway Correctional Facility, N 5705 Ojibway Road, Marenisco, MI 49947

Incidents which occurred off duty.		JAN	FEB	MAR	APR	MAY	JUN	JUL	AUG	SEP	OCT	NOV	DEC	TOTAL
Assault Based Critical Incidents														
Employee Victim (includes contractual staff)														
Category I														0
Category II														0
Category III														0
Category IV														0
Category V													1	1
Category VI														0
Subtotal (Employee Victim Assault)		0	0	0	0	0	0	0	0	0	0	0	0	1
Prisoner Victim														
Category I														0
Category II														0
Category III														0
Category IV														0
Category V			1							2				3
Category VI														0
Subtotal (Prisoner Victim Assault)		0	1	0	0	0	0	0	0	2	0	0	0	3
Non-Assault Based Critical Incidents														
Employee														
Accidental Death														0
Natural Death														0
Arrest for Felony or Misdemeanor														0
Firearm Discharge														0
Chemical Agent Discharge														0
Use of Force for Prisoner Control														0
Taser Deployment														0
Loss or Theft of Firearm, Chemical Agent or Ammo														0
Suicide														0
Suicide Attempts														0
Miscellaneous (includes: key/tool control, misconduct, reasonable suspicion, stop orders)														0
Subtotal (Employee Non-Assault)		0	0	0	0	0	0	0	0	0	0	0	0	0
Prisoner														
Accidental Death														0
Natural Death														0
Other Death - Homicide														0
Escape														0
Escape Attempt									1					1
Drug Overdose														0
Suicide														0
Suicide Attempts / Self Injury										1				1
Subtotal (Prisoner Non-Assault)		0	0	0	0	0	0	0	1	1	0	0	0	2
Other														
Natural Disaster/Physical Plant													2	2
Riot/Disturbance/Demonstration														0
Hostage Incident														0
Visitor Related														0
Possession drug, weapon, contraband, smuggling				1	1			1	2		3	1	1	10
Medical emergency, quarantine, exposure, accident, unusual events														0
Subtotal ("Other")		0	0	1	1	0	0	1	2	0	3	1	3	12
Grand Total		0	1	1	1	0	0	1	3	3	3	1	4	18

Michigan Department of Corrections, Public Act 107 of 2017 Boilerplate Reporting,
Critical Incident Reports, Section 911, January 1, 2017-December 31, 2017

St. Louis Correctional Facility, 8585 N. Croswell Road, St. Louis, MI 48880

➤ Incidents which occurred off duty.		JAN	FEB	MAR	APR	MAY	JUN	JUL	AUG	SEP	OCT	NOV	DEC	TOTAL
Assault Based Critical Incidents														
Employee Victim (includes contractual staff)														
Category I							1							1
Category II														0
Category III														0
Category IV														0
Category V							2		1	1				4
Category VI														0
Subtotal (Employee Victim Assault)		0	0	0	0	0	3	0	1	1	0	0	0	5
Prisoner Victim														
Category I							1			1				2
Category II														0
Category III														0
Category IV														0
Category V								3			1			4
Category VI														0
Subtotal (Prisoner Victim Assault)		0	0	0	0	0	1	3	0	1	1	0	0	6
Non-Assault Based Critical Incidents														
Employee														
Accidental Death														0
Natural Death														0
➤ Arrest for Felony or Misdemeanor														0
Firearm Discharge														0
Chemical Agent Discharge									1	1				2
Use of Force for Prisoner Control								1	1	1			2	5
Taser Deployment (when reported as secondary event)							1							1
Loss or Theft of Firearm, Chemical Agent or Ammo														0
➤ Suicide														0
➤ Suicide Attempts										1				1
Miscellaneous (includes: key/tool control, misconduct, reasonable suspicion, stop orders)														0
Subtotal (Employee Non-Assault)		0	0	0	0	0	1	1	2	3	0	0	2	9
Prisoner														
Accidental Death														0
Natural Death						1								1
Other Death - Homicide														0
Escape														0
Escape Attempt														0
Drug Overdose														0
Suicide														0
Suicide Attempts / Self Injury														0
Subtotal (Prisoner Non-Assault)		0	0	0	0	1	0	0	0	0	0	0	0	1
Other														
Natural Disaster/Physical Plant										1		2	1	4
Riot/Disturbance/Demonstration														0
Hostage Incident														0
Visitor Related														0
Possession drug, weapon, contraband, smuggling				1			1						1	3
Medical emergency, quarantine, exposure, accident, unusual events				1		1				1				3
Subtotal ("Other")		0	0	2	0	1	1	0	0	2	0	2	2	10
Grand Total		0	0	2	0	2	6	4	3	7	1	2	4	31

**Michigan Department of Corrections, Public Act 107 of 2017 Boilerplate Reporting,
Critical Incident Reports, Section 911, January 1, 2017-December 31, 2017**

Saginaw Correctional Facility, 9625 Pierce Road, Freeland, MI 48623

Incidents which occurred off duty.		JAN	FEB	MAR	APR	MAY	JUN	JUL	AUG	SEP	OCT	NOV	DEC	TOTAL
Assault Based Critical Incidents														
Employee Victim (includes contractual staff)														
Category I														0
Category II														0
Category III				1										1
Category IV														0
Category V													1	1
Category VI														0
Subtotal (Employee Victim Assault)		0	0	1	0	0	0	0	0	0	0	0	1	2
Prisoner Victim														
Category I							1			1				2
Category II														0
Category III														0
Category IV														0
Category V								3			1			4
Category VI														0
Subtotal (Prisoner Victim Assault)		0	0	0	0	0	1	3	0	1	1	0	0	6
Non-Assault Based Critical Incidents														
Employee														
Accidental Death														0
Natural Death														0
Arrest for Felony or Misdemeanor				1										1
Firearm Discharge														0
Chemical Agent Discharge (when reported as secondary event)														0
Use of Force for Prisoner Control				1		1	1		1				1	5
Taser Deployment										1			1	2
Loss or Theft of Firearm, Chemical Agent or Ammo														0
Suicide														0
Suicide Attempts														0
Miscellaneous (includes: key/tool control, misconduct, reasonable suspicion, stop orders)														0
Subtotal (Employee Non-Assault)		0	0	2	0	1	1	0	1	1	0	0	2	8
Prisoner														
Accidental Death														0
Natural Death														0
Other Death - Homicide														0
Escape														0
Escape Attempt														0
Drug Overdose													1	1
Suicide			1											1
Suicide Attempts / Self Injury								2		1	1		1	5
Subtotal (Prisoner Non-Assault)		0	1	0	0	0	0	2	0	1	1	0	2	7
Other														
Natural Disaster/Physical Plant														0
Riot/Disturbance/Demonstration														0
Hostage Incident														0
Visitor Related							1							1
Possession drug, weapon, contraband, smuggling		1	4			1	1	3			1	1		18
Medical emergency, quarantine, exposure, accident, unusual events				1		1								2
Subtotal ("Other")		0	1	5	0	2	2	3	0	0	1	1	6	21
Grand Total		0	2	8	0	3	4	8	1	3	3	1	11	44

Michigan Department of Corrections, Public Act 107 of 2017 Boilerplate Reporting,
Critical Incident Reports, Section 911, January 1, 2017-December 31, 2017

Central Michigan Correctional Facility, 8201 N. Croswell Road, St. Louis, MI 48880

Incidents which occurred off duty.		JAN	FEB	MAR	APR	MAY	JUN	JUL	AUG	SEP	OCT	NOV	DEC	TOTAL
Assault Based Critical Incidents														
Employee Victim (includes contractual staff)														
Category I														0
Category II														0
Category III														0
Category IV							1	1						2
Category V						1			1		1			3
Category VI														0
Subtotal (Employee Victim Assault)		0	0	0	0	1	1	1	1	0	1	0	0	5
Prisoner Victim														
Category I									1	1	2			4
Category II														0
Category III														0
Category IV														0
Category V						5		1	2			1		9
Category VI														0
Subtotal (Prisoner Victim Assault)		0	0	0	0	5	0	1	3	1	2	1	0	13
Non-Assault Based Critical Incidents														
Employee														
Accidental Death														0
Natural Death														0
Arrest for Felony or Misdemeanor								1		1				2
Firearm Agent Discharge														0
Chemical Agent Discharge														0
Use of Force for Prisoner Control														0
Taser Deployment						1								1
Loss or Theft of Firearm, Chemical Agent or Ammo														0
Suicide														0
Suicide Attempts														0
Miscellaneous (includes: key/tool control, misconduct, reasonable suspicion, stop orders)									1		1			2
Subtotal (Employee Non-Assault)		0	0	0	0	1	0	1	1	1	1	0	0	5
Prisoner														
Accidental Death														0
Natural Death			1						1					2
Other Death - Homicide														0
Escape														0
Escape Attempt														0
Drug Overdose														0
Suicide														0
Suicide Attempts / Self Injury													1	1
Subtotal (Prisoner Non-Assault)		0	1	0	0	0	0	0	1	0	0	0	1	3
Other														
Natural Disaster/Physical Plant		1												1
Riot/Disturbance/Demonstration														0
Hostage Incident														0
Visitor Related									1					1
Possession drug, weapon, contraband, smuggling		1	1		2	1	2	2	1		1	1	4	16
Medical emergency, quarantine, exposure, accident, unusual events		1	1	1			2		2		3	1		11
Subtotal ("Other")		3	2	1	2	1	4	2	4	0	4	2	4	29
Grand Total		3	3	1	2	8	5	5	10	2	8	3	5	55

Michigan Department of Corrections, Public Act 107 of 2017 Boilerplate Reporting,
Critical Incident Reports, Section 911, January 1, 2017-December 31, 2017

Chippewa Correctional Facility, 4269 W. M-80, Kincheloe, MI 49784

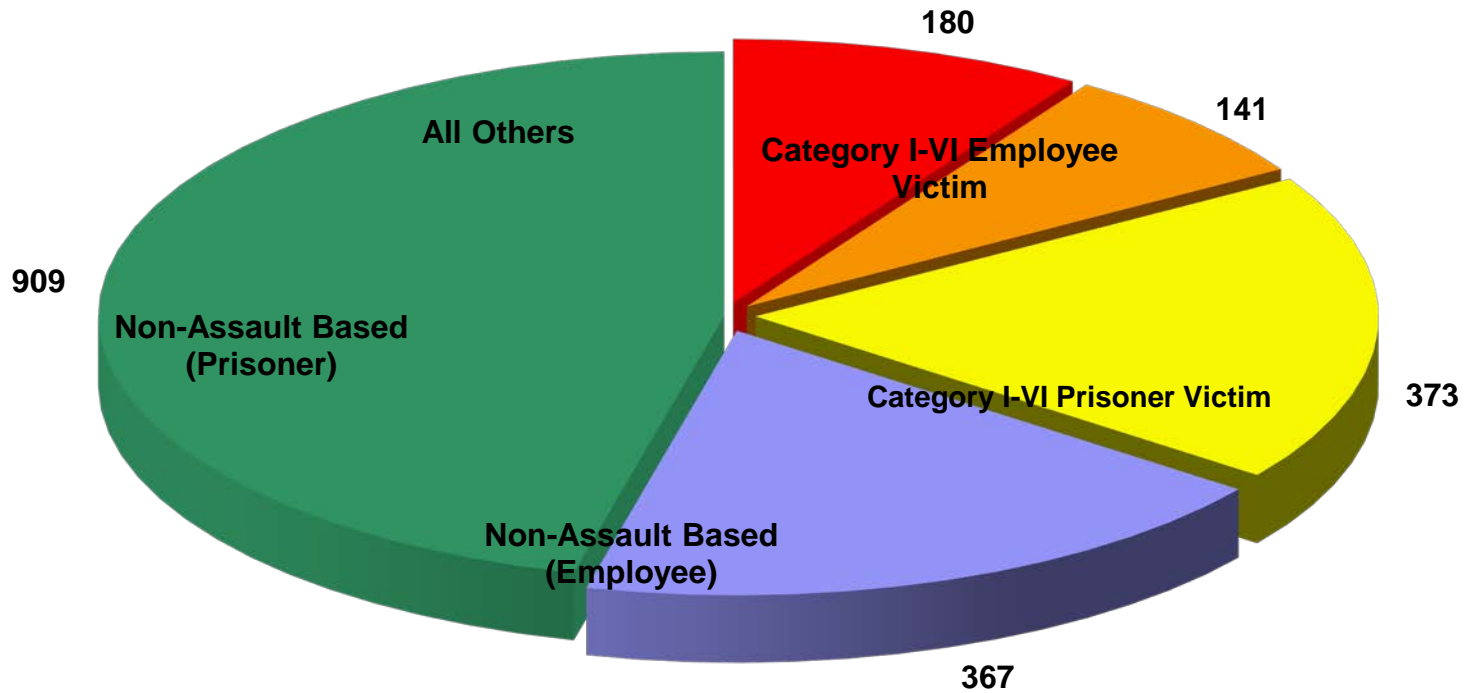
Incidents which occurred off duty.		JAN	FEB	MAR	APR	MAY	JUN	JUL	AUG	SEP	OCT	NOV	DEC	TOTAL
Assault Based Critical Incidents														
Employee Victim (includes contractual staff)														
Category I										1	1			2
Category II														0
Category III														0
Category IV														0
Category V					2				1	2	3	1		9
Category VI														0
Subtotal (Employee Victim Assault)		0	0	0	2	0	0	0	1	3	4	1	0	11
Prisoner Victim														
Category I					1					1				2
Category II														0
Category III														0
Category IV														0
Category V			1	4	4	1	1	4	1	1	2		1	20
Category VI														0
Subtotal (Prisoner Victim Assault)		0	1	4	5	1	1	4	1	2	2	0	1	22
Non-Assault Based Critical Incidents														
Employee														
Accidental Death														0
Natural Death														0
Arrest for Felony or Misdemeanor													1	1
Firearm Discharge														0
Chemical Agent Discharge			1			2	1	3	1		1		2	11
Use of Force for Prisoner Control			1		1	3	1	2	1	1	1			11
Taser Deployment				2		1	1							4
Loss or Theft of Firearm, Chemical Agent or Ammo														0
Suicide														0
Suicide Attempts														0
Miscellaneous (includes: key/tool control, misconduct, reasonable suspicion, stop orders)														0
Subtotal (Employee Non-Assault)		0	2	2	1	6	3	5	2	1	2	0	3	27
Prisoner														
Accidental Death														0
Natural Death														0
Other Death - Homicide														0
Escape														0
Escape Attempt														0
Drug Overdose														0
Suicide									1					1
Suicide Attempts / Self Injury		2	2	1	2	3	1	1		1	2	1	1	16
Subtotal (Prisoner Non-Assault)		0	2	2	1	2	3	1	2	0	1	2	1	17
Other														
Natural Disaster/Physical Plant												1		1
Riot/Disturbance/Demonstration														0
Hostage Incident														0
Visitor Related			1											1
Possession drug, weapon, contraband, smuggling			2	5	5	2	6	3	2	2	2	2	4	35
Medical emergency, quarantine, exposure, accident, unusual events				1									1	2
Subtotal ("Other")		0	3	6	5	2	6	3	2	2	2	3	5	39
Grand Total		0	8	14	14	11	13	13	8	8	11	6	10	116

**Michigan Department of Corrections, Public Act 107 of 2017 Boilerplate Reporting,
Critical Incident Reports, Section 911, January 1, 2017-December 31, 2017**

Southern Region, 3955 Cooper Street, Jackson, MI 49201-7522

➤ Incidents which occurred off duty.		JAN	FEB	MAR	APR	MAY	JUN	JUL	AUG	SEP	OCT	NOV	DEC	TOTAL
Assault Based Critical Incidents														
Employee Victim (includes contractual staff)														
Category I		0	0	1	0	0	2	0	1	2	3	1	0	10
Category II		0	0	0	0	0	0	0	0	0	0	0	0	0
Category III		0	0	0	0	0	1	0	1	0	0	0	0	2
Category IV		0	1	0	1	1	2	1	0	1	0	0	1	8
Category V		5	12	10	12	13	26	16	16	13	10	9	12	154
Category VI		0	0	0	0	0	2	0	1	3	0	0	0	6
Subtotal (Employee Victim Assault)		5	13	11	13	14	33	17	19	19	13	10	13	180
Prisoner Victim														
Category I		1	2	3	0	1	1	4	2	2	1	3	1	21
Category II		1	0	0	0	2	0	0	0	0	1	0	0	4
Category III		0	1	0	0	0	0	0	1	1	1	0	0	4
Category IV		1	2	2	1	1	3	1	3	1	1	0	1	17
Category V		9	9	10	11	12	8	5	5	7	9	6	4	95
Category VI		0	0	0	0	0	0	0	0	0	0	0	0	0
Subtotal (Prisoner Victim Assault)		12	14	15	12	16	12	10	11	11	13	9	6	141
Non-Assault Based Critical Incidents														
Employee														
Accidental Death		0	0	0	0	0	0	0	0	0	0	0	0	0
Natural Death		0	0	0	0	0	0	0	0	0	0	0	0	0
➤ Arrest for Felony or Misdemeanor		1	2	2	1	6	1	1	1	2	6	1	1	25
Firearm Discharge		0	2	0	0	0	0	1	1	0	0	0	0	4
Chemical Agent Discharge (when reported as secondary event)		3	4	12	10	10	8	13	9	6	9	11	5	100
Use of Force for Prisoner Control		3	11	22	15	32	16	23	25	14	7	5	8	181
Taser Deployment (when reported as secondary event)		0	0	3	2	4	3	7	2	4	5	3	2	35
Loss or Theft of Firearm, Chemical Agent or Ammo		0	0	0	0	0	0	0	0	0	0	0	0	0
➤ Suicide		0	0	0	0	0	0	0	0	0	0	0	0	0
➤ Suicide Attempts		0	0	0	0	0	0	0	0	0	0	0	0	0
Miscellaneous (includes: key/tool control, misconduct, reasonable suspicion, stop orders)		3	0	2	0	4	0	3	2	6	3	5	0	28
Subtotal (Employee Non-Assault)		10	19	41	28	56	28	48	40	32	30	25	16	373
Prisoner														
Accidental Death		0	0	0	0	0	0	1	0	0	0	0	0	1
Natural Death		0	4	4	1	3	0	1	2	3	2	4	2	26
Other Death - Homicide		0	0	0	0	0	0	0	0	0	0	0	0	0
Escape		0	0	0	0	0	0	0	0	0	0	0	0	0
Escape Attempt		0	0	0	0	1	1	0	1	1	0	0	2	6
Drug Overdose		7	2	3	5	6	4	3	1	2	2	2	3	40
Suicide		0	0	0	0	1	0	1	0	0	0	0	0	2
Suicide Attempts / Self injury		8	26	27	32	36	15	22	38	28	25	22	13	292
Subtotal (Prisoner Non-Assault)		15	32	34	38	47	20	28	42	34	29	28	20	367
Other														
Natural Disaster/Physical Plant		4	5	13	1	5	4	5	3	3	4	12	3	62
Riot/Disturbance/Demonstration		0	0	0	0	0	0	0	2	1	0	0	0	3
Hostage Incident		0	0	0	0	0	0	0	0	0	1	0	0	1
Visitor Related		1	2	9	10	7	8	13	15	22	11	6	18	122
Possession drug, weapon, contraband, smuggling		13	35	45	52	35	31	34	61	45	54	55	73	533
Medical emergency, quarantine, exposure, accident, unusual events		13	12	19	11	19	16	13	20	26	15	11	13	188
Subtotal ("Other")		31	54	86	74	66	59	65	101	97	85	84	107	909
Grand Total		73	132	187	165	199	152	168	213	193	170	156	162	1970

Jackson Area Region: Critical Incident Totals, 2017



There were 1970 Critical Incidents in the Jackson Region. The data was compiled from 15 Correctional Facilities from January 1, 2017 - December 31, 2017.

Michigan Department of Corrections, Public Act 107 of 2017 Boilerplate Reporting,
Critical Incident Reports, Section 911, January 1, 2017-December 31, 2017

Gus Harrison Correctional Facility, 2727 E. Beecher St., Adrian, MI 49221

➤ Incidents which occurred off duty.		JAN	FEB	MAR	APR	MAY	JUN	JUL	AUG	SEP	OCT	NOV	DEC	TOTAL
Assault Based Critical Incidents														
Employee Victim (includes contractual staff)														
Category I														0
Category II														0
Category III									1					1
Category IV					1			1		1				3
Category V		2	1	1	1	1	2	1		1	1	1	1	12
Category VI														0
Subtotal (Employee Victim Assault)		0	2	1	2	1	2	2	1	2	1	1	1	16
Prisoner Victim														
Category I					0				0	1		1		2
Category II									0		1			1
Category III	0													0
Category IV														0
Category V	4	2	1			1					2			10
Category VI		0												0
Subtotal (Prisoner Victim Assault)	4	2	1	0	1	0	0	0	0	1	3	1	0	13
Non-Assault Based Critical Incidents														
Employee														
Accidental Death														0
Natural Death														0
➤ Arrest for Felony or Misdemeanor						1								1
Firearm Discharge														0
Chemical Agent Discharge (when reported as secondary event)			2			2	4		1			1	1	11
Use of Force for Prisoner Control		1	2			6	4	1	2		2	1	1	20
Taser Deployment (when reported as secondary event)								1			3			4
➤ Loss or Theft of Firearm, Chemical Agent or Ammo														0
➤ Suicide														0
➤ Suicide Attempts														0
Miscellaneous (includes: key/tool control, misconduct, reasonable suspicion, stop orders)											1			1
Subtotal (Employee Non-Assault)	0	1	4	0	9	8	2	3	0	6	2	2	2	37
Prisoner														
Accidental Death														0
Natural Death						2								2
Other Death - Homicide														0
Escape														0
Escape Attempt														0
Drug Overdose		1				2								3
Suicide														0
Suicide Attempts / Self Injury		7	18	7	18	4	8	13	8	17	11	7		118
Subtotal (Prisoner Non-Assault)	0	8	18	7	22	4	8	13	8	17	11	7	7	123
Other														
Natural Disaster/Physical Plant		1						1						2
Riot/Disturbance/Demonstration														0
Hostage Incident														0
Visitor Related		2	8	3	3	5	5	8	2					36
Possession drug, weapon, contraband, smuggling		1	4		4	2	5	13	6	4	1			40
Medical emergency, quarantine, exposure, accident, unusual events		2	1			2	2	3	1				2	13
Subtotal ("Other")	0	6	13	3	7	9	13	24	9	4	1	2	2	91
Grand Total	4	19	37	12	40	23	25	41	20	31	16	12	12	280

Michigan Department of Corrections, Public Act 107 of 2017 Boilerplate Reporting,
Critical Incident Reports, Section 911, January 1, 2017-December 31, 2017

Bellamy Creek Correctional Facility, 1727 W. Bluewater Highway, Ionia, MI 48846

➤ Incidents which occurred off duty.		JAN	FEB	MAR	APR	MAY	JUN	JUL	AUG	SEP	OCT	NOV	DEC	TOTAL
Assault Based Critical Incidents														
Employee Victim (includes contractual staff)														
Category I														0
Category II														0
Category III														0
Category IV														0
Category V		2	1	3		1	3	2	2	1		1	5	21
Category VI														0
Subtotal (Employee Victim Assault)		2	1	3	0	1	3	2	2	1	0	1	5	21
Prisoner Victim														
Category I					0			1	0	0				1
Category II						1			0					1
Category III		0												0
Category IV														0
Category V		1		1		1		2	1			1	1	8
Category VI			0											0
Subtotal (Prisoner Victim Assault)		1	0	1	0	2	0	3	1	0	0	1	1	10
Non-Assault Based Critical Incidents														
Employee														
Accidental Death														0
Natural Death														0
➤ Arrest for Felony or Misdemeanor				1		1				1				3
Firearm Discharge														0
Chemical Agent Discharge (when reported as secondary event)			1	2		1		1	1			1		7
Use of Force for Prisoner Control			1	1		1	1		1	1				6
Taser Deployment (when reported as secondary event)				1										1
Loss or Theft of Firearm, Chemical Agent or Ammo														0
➤ Suicide														0
➤ Suicide Attempts														0
Miscellaneous (includes: key/tool control, misconduct, reasonable suspicion, stop orders)										2				2
Subtotal (Employee Non-Assault)		0	2	5	0	3	1	1	2	4	0	1	0	19
Prisoner														
Accidental Death														0
Natural Death									1					1
Other Death - Homicide														0
Escape														0
Escape Attempt													1	1
Drug Overdose														0
Suicide						1								1
Suicide Attempts / Self Injury		1	1		1	1	1	1	1				1	8
Subtotal (Prisoner Non-Assault)		1	1	0	1	2	1	1	2	0	0	0	2	11
Other														
Natural Disaster/Physical Plant		1		2		1						1		5
Riot/Disturbance/Demonstration														0
Hostage Incident														0
Visitor Related								1		1			1	3
Possession drug, weapon, contraband, smuggling			1	2	3		3	3	5	1	1	6	5	30
Medical emergency, quarantine, exposure, accident, unusual events		1	1	3				1		3	1			10
Subtotal ("Other")		2	2	7	3	1	3	5	5	5	2	7	6	48
Grand Total		6	6	16	4	9	8	12	12	10	2	10	14	109

Michigan Department of Corrections, Public Act 107 of 2017 Boilerplate Reporting,
Critical Incident Reports, Section 911, January 1, 2017 December 31, 2017

Ionia Correctional Facility, 1576 W. Bluewater Highway, Ionia, MI 48846

➤ Incidents which occurred off duty.		JAN	FEB	MAR	APR	MAY	JUN	JUL	AUG	SEP	OCT	NOV	DEC	TOTAL
Assault Based Critical Incidents														
Employee Victim (includes contractual staff)														
Category I											1			1
Category II														0
Category III														0
Category IV						1	1							2
Category V			3		4	5	3	1	2	4	4	2	1	29
Category VI										1				1
Subtotal (Employee Victim Assault)	0	3	0	4	6	4	1	2	5	5	2	1	33	
Prisoner Victim														
Category I					0				0	0	1	1		2
Category II									0					0
Category III	0	1												1
Category IV														0
Category V	0		1	2							1			4
Category VI		0												0
Subtotal (Prisoner Victim Assault)	0	1	1	2	0	0	0	0	0	0	2	1	0	7
Non-Assault Based Critical Incidents														
Employee														
Accidental Death														0
Natural Death														0
➤ Arrest for Felony or Misdemeanor											1		1	2
Firearm Discharge														0
➤ Chemical Agent Discharge (when reported as secondary event)		2	3	5	3	2	6	3	3	8	7	3		45
➤ Use of Force for Prisoner Control		3	6	11	7	2	8	5	5	5	2	2		56
➤ Taser Deployment			1		1			1	1	1	1			6
➤ Loss or Theft of Firearm, Chemical Agent or Ammo														0
➤ Suicide														0
➤ Suicide Attempts														0
Miscellaneous (includes: key/tool control, misconduct, reasonable suspicion, stop orders)									1					1
Subtotal (Employee Non-Assault)	0	5	10	16	11	4	14	10	9	15	10	6	110	
Prisoner														
Accidental Death														0
Natural Death														0
Other Death - Homicide														0
Escape														0
Escape Attempt									1					1
Drug Overdose			1	3	2	1					1		1	9
Suicide														0
Suicide Attempts / Self Injury	2	4	3	4	2	3	1	7	3	1	1	1	1	32
Subtotal (Prisoner Non-Assault)	2	4	4	7	4	4	1	7	4	2	1	2	42	
Other														
Natural Disaster/Physical Plant		1		1										2
Riot/Disturbance/Demonstration														0
Hostage Incident														0
Visitor Related				1										1
Possession drug, weapon, contraband, smuggling			1	2	2	1	2	1					1	10
Medical emergency, quarantine, exposure, accident, unusual events		2	4	1	1	4	3	3	3	2				23
Subtotal ("Other")	0	3	5	5	3	5	5	4	3	2	0	1	36	
Grand Total	2	16	20	34	24	17	21	23	21	26	14	10	228	

Michigan Department of Corrections, Public Act 107 of 2017 Boilerplate Reporting,
Critical Incident Reports, Section 911, January 1, 2017-December 31, 2017

G. Robert Cotton Correctional Facility, 3500 N. Elm Road, Jackson, MI 49201

Incidents which occurred off duty.		JAN	FEB	MAR	APR	MAY	JUN	JUL	AUG	SEP	OCT	NOV	DEC	TOTAL
Assault Based Critical Incidents														
Employee Victim (includes contractual staff)														
Category I														0
Category II														0
Category III														0
Category IV							1						1	2
Category V						1	2			1		1	1	6
Category VI														0
Subtotal (Employee Victim Assault)		0	0	0	0	1	3	0	0	1	0	1	2	8
Prisoner Victim														
Category I			1		0				1	0				2
Category II										0				0
Category III	0									1				1
Category IV														0
Category V			1	2	2	1	1		1		2	1		11
Category VI			0											0
Subtotal (Prisoner Victim Assault)		0	2	2	2	1	1	0	2	1	2	1	0	14
Non-Assault Based Critical Incidents														
Employee														
Accidental Death														0
Natural Death														0
Arrest for Felony or Misdemeanor					1	2				1				4
Firearm Discharge									1					1
Chemical Agent Discharge			1	1	1							1		4
Use of Force for Prisoner Control			2	2	1				1					6
Taser Deployment						1								1
Loss or Theft of Firearm, Chemical Agent or Ammo														0
Suicide														0
Suicide Attempts														0
Miscellaneous (includes: key/tool control, misconduct, reasonable suspicion, stop orders)									2	1	1	2		6
Subtotal (Employee Non-Assault)		0	3	3	3	3	0	2	2	2	1	3	0	22
Prisoner														
Accidental Death														0
Natural Death										2				2
Other Death - Homicide														0
Escape														0
Escape Attempt														0
Drug Overdose					1					1				2
Suicide														0
Suicide Attempts / Self Injury			2		4						1			7
Subtotal (Prisoner Non-Assault)		0	2	0	5	0	0	0	0	3	1	0	0	11
Other														
Natural Disaster/Physical Plant										2	1	1		4
Riot/Disturbance/Demonstration									1	1				2
Hostage Incident														0
Visitor Related				1					1	3	2	1		8
Possession drug, weapon, contraband, smuggling			3	3	12	8	4	6	9	14	15	14	12	100
Medical emergency, quarantine, exposure, accident, unusual events								3	3	5	1	5	1	18
Subtotal ("Other")		0	3	4	12	8	4	9	14	25	19	21	13	132
Grand Total		0	10	9	22	13	8	11	18	32	23	26	15	187

Michigan Department of Corrections, Public Act 107 of 2017 Boilerplate Reporting,
Critical Incident Reports, Section 911, January 1, 2017-December 31, 2017

Cooper Street Correctional Facility, 3100 N. Elm Road, Jackson, MI 49201

➤ Incidents which occurred off duty.		JAN	FEB	MAR	APR	MAY	JUN	JUL	AUG	SEP	OCT	NOV	DEC	TOTAL
Assault Based Critical Incidents														
Employee Victim (includes contractual staff)														
Category I														0
Category II														0
Category III														0
Category IV														0
Category V														0
Category VI														0
Subtotal (Employee Victim Assault)		0	0	0	0	0	0	0	0	0	0	0	0	0
Prisoner Victim														
Category I					0				0	0				0
Category II									0					0
Category III	0													0
Category IV							1							1
Category V	1	1				4	2	2	1	1	2	2	1	17
Category VI		0												0
Subtotal (Prisoner Victim Assault)	1	1	0	0	0	4	3	2	1	1	2	2	1	18
Non-Assault Based Critical Incidents														
Employee														
Accidental Death														0
Natural Death														0
➤ Arrest for Felony or Misdemeanor				1										1
Firearm Discharge														0
Chemical Agent Discharge														0
Use of Force for Prisoner Control				1					1				1	3
Taser Deployment							1						1	2
➤ Loss or Theft of Firearm, Chemical Agent or Ammo														0
➤ Suicide														0
➤ Suicide Attempts														0
Miscellaneous (includes: key/tool control, misconduct, reasonable suspicion, stop orders)									1					1
Subtotal (Employee Non-Assault)	0	0	2	0	0	0	1	0	2	0	0	0	2	7
Prisoner														
Accidental Death														0
Natural Death														0
Other Death - Homicide														0
Escape														0
Escape Attempt							1							1
Drug Overdose													2	2
Suicide														0
Suicide Attempts / Self Injury														0
Subtotal (Prisoner Non-Assault)	0	0	0	0	0	0	1	0	0	0	0	0	2	3
Other														
Natural Disaster/Physical Plant						1						1		2
Riot/Disturbance/Demonstration														0
Hostage Incident											1			1
Visitor Related														0
Possession drug, weapon, contraband, smuggling	1	2				1	1	2	3	2	1	4	4	21
Medical emergency, quarantine, exposure, accident, unusual events						4	1		2		2			9
Subtotal ("Other")	1	2	0	0	0	6	2	2	5	2	4	5	4	33
Grand Total		2	3	2	0	10	7	4	8	3	6	7	9	61

Michigan Department of Corrections, Public Act 107 of 2017 Boilerplate Reporting,
Critical Incident Reports, Section 911, January 1, 2017-December 31, 2017

Lakeland Correctional Facility, 141 First Street, Coldwater, MI 49036

➤ Incidents which occurred off duty.		JAN	FEB	MAR	APR	MAY	JUN	JUL	AUG	SEP	OCT	NOV	DEC	TOTAL
Assault Based Critical Incidents														
Employee Victim (includes contractual staff)														
Category I														0
Category II														0
Category III														0
Category IV														0
Category V				1			1						1	3
Category VI														0
Subtotal (Employee Victim Assault)		0	0	1	0	0	1	0	0	0	0	0	1	3
Prisoner Victim														
Category I				1	0		1	2	0	0		1		5
Category II									0					0
Category III	0													0
Category IV														0
Category V	0		2	3	2	1								8
Category VI		0												0
Subtotal (Prisoner Victim Assault)	0	0	3	3	2	2	2	2	0	0	0	1	0	13
Non-Assault Based Critical Incidents														
Employee														
Accidental Death														0
Natural Death														0
➤ Arrest for Felony or Misdemeanor											1			1
Firearm Discharge														0
Chemical Agent Discharge														0
Use of Force for Prisoner Control														0
Taser Deployment			1											1
Loss or Theft of Firearm, Chemical Agent or Ammo														0
➤ Suicide														0
➤ Suicide Attempts														0
Miscellaneous (includes: key/tool control, misconduct, reasonable suspicion, stop orders)														0
Subtotal (Employee Non-Assault)	0	0	1	0	0	0	0	0	0	0	1	0	0	2
Prisoner														
Accidental Death														0
Natural Death		1	1									1		3
Other Death - Homicide														0
Escape														0
Escape Attempt														0
Drug Overdose	3						1	1						5
Suicide														0
Suicide Attempts / Self Injury								1						1
Subtotal (Prisoner Non-Assault)	3	1	1	0	0	1	2	0	0	0	0	1	0	9
Other														
Natural Disaster/Physical Plant											1	1		2
Riot/Disturbance/Demonstration														0
Hostage Incident														0
Visitor Related														0
Possession drug, weapon, contraband, smuggling		2	5	1	4	1	1	6	2	4	1	3		30
Medical emergency, quarantine, exposure, accident, unusual events			4	1	1			1	1					8
Subtotal ("Other")	0	2	9	2	5	1	1	7	3	5	2	3		40
Grand Total		3	3	15	5	7	5	5	7	3	6	4	4	67

Michigan Department of Corrections, Public Act 107 of 2017 Boilerplate Reporting,
Critical Incident Reports, Section 911, January 1, 2017-December 31, 2017

Macomb Correctional Facility 34625 26 Mile Road, New Haven, MI 48048

Incidents which occurred off duty.		JAN	FEB	MAR	APR	MAY	JUN	JUL	AUG	SEP	OCT	NOV	DEC	TOTAL
Assault Based Critical Incidents														
Employee Victim (includes contractual staff)														
Category I							1		1		1	1		4
Category II														0
Category III														0
Category IV			1											1
Category V	2		2	1			1		3			1	1	11
Category VI														0
Subtotal (Employee Victim Assault)	2	1	2	1	0	2	0	4	0	1	2	1	1	16
Prisoner Victim														
Category I			1	0	1		1	0	0					3
Category II								0						0
Category III	0													0
Category IV														0
Category V	1	1	1	2	1									6
Category VI		0												0
Subtotal (Prisoner Victim Assault)	1	1	2	2	2	0	1	0	0	0	0	0	0	9
Non-Assault Based Critical Incidents														
Employee														
Accidental Death														0
Natural Death														0
Arrest for Felony or Misdemeanor											2			2
Firearm Discharge		2						1						3
Chemical Agent Discharge (when reported as secondary event)			1					1				1		3
Use of Force for Prisoner Control		1	5	1	2	3	4	4	2					22
Taser Deployment (when reported as secondary event)				1	2	1	1	1	2		2	1		11
Loss or Theft of Firearm, Chemical Agent or Ammo														0
Suicide														0
Suicide Attempts														0
Miscellaneous (includes: key/tool control, misconduct, reasonable suspicion, stop orders)	1													1
Subtotal (Employee Non-Assault)	1	3	6	2	4	4	6	6	4	2	3	1	1	42
Prisoner														
Accidental Death														0
Natural Death											1			1
Other Death - Homicide														0
Escape														0
Escape Attempt					1									1
Drug Overdose		1					1					1		3
Suicide														0
Suicide Attempts / Self Injury		1		4	8	4	7	5	8		6	2		45
Subtotal (Prisoner Non-Assault)	0	1	1	4	9	4	8	5	8	1	7	2	2	50
Other														
Natural Disaster/Physical Plant											1			1
Riot/Disturbance/Demonstration														0
Hostage Incident														0
Visitor Related					1		3	5	7	7	2	6		31
Possession drug, weapon, contraband, smuggling		6	2	6	4	4	2	1	1	1	1	1	1	29
Medical emergency, quarantine, exposure, accident, unusual events							2	1				1	1	5
Subtotal ("Other")	0	6	2	6	5	4	7	7	8	9	4	8	8	66
Grand Total	4	12	13	15	20	14	22	22	20	13	16	12	12	183

Michigan Department of Corrections, Public Act 107 of 2017 Boilerplate Reporting,
Critical Incident Reports, Section 911, January 1, 2017-December 31, 2017

Richard A. Handlon Correctional Facility, 1728 Bluewater Highway, Ionia, MI 48846

Incidents which occurred off duty.		JAN	FEB	MAR	APR	MAY	JUN	JUL	AUG	SEP	OCT	NOV	DEC	TOTAL
Assault Based Critical Incidents														
Employee Victim (includes contractual staff)														
Category I										1				1
Category II														0
Category III														0
Category IV														0
Category V	1		1			1				3				6
Category VI														0
Subtotal (Employee Victim Assault)	1	0	1	0	1	0	0	0	0	4	0	0	0	7
Prisoner Victim														
Category I					0				1	0				1
Category II						1			0					1
Category III	0													0
Category IV						1								1
Category V	0				1									1
Category VI		0												0
Subtotal (Prisoner Victim Assault)	0	0	0	1	2	0	0	1	0	0	0	0	0	4
Non-Assault Based Critical Incidents														
Employee														
Accidental Death														0
Natural Death														0
Arrest for Felony or Misdemeanor														0
Firearm Discharge														0
Chemical Agent Discharge				2		1	1	1		1				6
Use of Force for Prisoner Control	1						1	1						3
Taser Deployment										1				1
Loss or Theft of Firearm, Chemical Agent or Ammo														0
Suicide														0
Suicide Attempts														0
Miscellaneous (includes: key/tool control, misconduct, reasonable suspicion, stop orders)													1	1
Subtotal (Employee Non-Assault)	1	0	0	2	1	2	2	0	2	0	1	0	0	11
Prisoner														
Accidental Death														0
Natural Death												1		1
Other Death - Homicide														0
Escape														0
Escape Attempt									1					1
Drug Overdose	3	1				2	2		1		1			10
Suicide														0
Suicide Attempts / Self Injury	2	1	1	4	3	1	1	2	2	2	2	1		20
Subtotal (Prisoner Non-Assault)	5	2	1	4	5	3	1	4	2	3	2	0	0	32
Other														
Natural Disaster/Physical Plant			1											1
Riot/Disturbance/Demonstration														0
Hostage Incident														0
Visitor Related						1	1						1	3
Possession drug, weapon, contraband, smuggling	1	9	4	1	1			4	6	1	6	1		34
Medical emergency, quarantine, exposure, accident, unusual events		1		1	2	1	1			2		3		11
Subtotal ("Other")	1	10	5	2	4	2	5	6	3	6	4	1	1	49
Grand Total	8	12	7	9	13	7	8	11	11	9	7	1	0	103

Michigan Department of Corrections, Public Act 107 of 2017 Boilerplate Reporting,
Critical Incident Reports, Section 911, January 1, 2017-December 31, 2017

Charles Egeler Reception/Guidance Center & Duane Waters Health Care, 3855 Cooper Street

Incidents which occurred off duty.		JAN	FEB	MAR	APR	MAY	JUN	JUL	AUG	SEP	OCT	NOV	DEC	TOTAL
Assault Based Critical Incidents														
Employee Victim (includes contractual staff)														
Category I														0
Category II														0
Category III														0
Category IV														0
Category V														0
Category VI										1				1
Subtotal (Employee Victim Assault)		0	0	0	0	0	0	0	0	1	0	0	0	1
Prisoner Victim														
Category I					0				0	0				0
Category II									0					0
Category III	0								1					2
Category IV											1		1	2
Category V	0									1	1			2
Category VI		0												0
Subtotal (Prisoner Victim Assault)		0	0	0	0	0	0	0	1	1	3	0	1	6
Non-Assault Based Critical Incidents														
Employee														
Accidental Death														0
Natural Death														0
Arrest for Felony or Misdemeanor														0
Firearm Discharge														0
Chemical Agent Discharge (when reported as secondary event)														0
Use of Force for Prisoner Control	1					2							1	4
Taser Deployment (when reported as secondary event)														0
Loss or Theft of Firearm, Chemical Agent or Ammo														0
Suicide														0
Suicide Attempts														0
Miscellaneous (includes: key/tool control, misconduct, reasonable suspicion, stop orders)	1		1			2					1			5
Subtotal (Employee Non-Assault)	2	0	1	0	4	0	0	0	0	0	1	0	1	9
Prisoner														
Accidental Death														0
Natural Death		2	3									1		6
Other Death - Homicide														0
Escape														0
Escape Attempt														0
Drug Overdose			1	1										2
Suicide														0
Suicide Attempts / Self Injury														0
Subtotal (Prisoner Non-Assault)	0	2	4	1	0	0	0	0	0	0	0	1	0	8
Other														
Natural Disaster/Physical Plant			2						1					3
Riot/Disturbance/Demonstration									1					1
Hostage Incident														0
Visitor Related				4		2				1		2		9
Possession drug, weapon, contraband, smuggling	1	2	11	11	2	5	1	1			1	14	1	50
Medical emergency, quarantine, exposure, accident, unusual events	2		3	1	3	2		1	1	1	2			15
Subtotal ("Other")	3	2	16	16	5	9	1	4	2	3	16	1		78
Grand Total	5	4	21	17	9	9	1	5	4	7	17	3	102	

Michigan Department of Corrections, Public Act 107 of 2017 Boilerplate Reporting,
Critical Incident Reports, Section 911, January 1, 2017-December 31, 2017

Michigan Reformatory, 1342 W. Main, Ionia, MI 48846

Incidents which occurred off duty.		JAN	FEB	MAR	APR	MAY	JUN	JUL	AUG	SEP	OCT	NOV	DEC	TOTAL
Assault Based Critical Incidents														
Employee Victim (includes contractual staff)														
Category I														0
Category II														0
Category III														0
Category IV														0
Category V			4		1		2	1	1	1		1		11
Category VI														0
Subtotal (Employee Victim Assault)	0	4	0	1	0	2	1	1	1	1	0	1	0	11
Prisoner Victim														
Category I					0				0	0				0
Category II									0					0
Category III	0													0
Category IV										1				1
Category V	0		1	1		4	1	1	2		1	1	1	12
Category VI		0												0
Subtotal (Prisoner Victim Assault)	0	0	1	1	0	4	1	1	3	0	1	1	1	13
Non-Assault Based Critical Incidents														
Employee														
Accidental Death														0
Natural Death														0
Arrest for Felony or Misdemeanor			1			1								2
Firearm Discharge														0
Chemical Agent Discharge (when reported as secondary event)	3		2										1	6
Use of Force Prisoner Control			1	2		3								6
Taser Deployment (when reported as secondary event)					1		1	1			1			4
Loss or Theft of Firearm, Chemical Agent or Ammo														0
Suicide														0
Suicide Attempts														0
Miscellaneous (includes: key/tool control, misconduct, reasonable suspicion, stop orders)										1				1
Subtotal (Employee Non-Assault)	3	2	4	1	4	1	1	1	0	1	1	0	1	19
Prisoner														
Accidental Death								1						1
Natural Death														0
Other death - Homicide														0
Escape														0
Escape Attempt														0
Drug Overdose	1									1		1		3
Suicide							1							1
Suicide Attempts / Self Injury				1	1	1	1	4	1	3	2			14
Subtotal (Prisoner Non-Assault)	1	0	0	1	1	1	3	4	2	3	3	0	0	19
Other														
Natural Disaster/Physical Plant		1	3		2	2	1	1		1	2			13
Riot/Disturbance/Demonstration														0
Hostage Incident														0
Visitor Related	1						1	1						3
Possession drug, weapon, contraband, smuggling	6	5	3	2	2	3	3	9	6	4	2	1		46
Medical emergency, quarantine, exposure, accident, unusual events	3	1		3	3	1		4	2	3		1		21
Subtotal ("Other")	10	7	6	5	7	6	5	15	8	8	4	2	0	83
Grand Total	14	13	11	9	12	14	11	21	15	12	9	4	0	145

Michigan Department of Corrections, Public Act 107 of 2017 Boilerplate Reporting,
Critical Incident Reports, Section 911, January 1, 2017-December 31, 2017

Special Alternative Incarceration, 18901 Waterloo Road, Chelsea, MI 48118

Incidents which occurred off duty.		JAN	FEB	MAR	APR	MAY	JUN	JUL	AUG	SEP	OCT	NOV	DEC	TOTAL
Assault Based Critical Incidents														
Employee Victim (includes contractual staff)														
Category I														0
Category II														0
Category III														0
Category IV														0
Category V						1			2	1				4
Category VI														0
Subtotal (Employee Victim Assault)		0	0	0	0	1	0	0	2	1	0	0	0	4
Prisoner Victim														
Category I					0				0	0				0
Category II									0					0
Category III	0													0
Category IV							1							1
Category V	0					2				1				3
Category VI		0												0
Subtotal (Prisoner Victim Assault)		0	0	0	0	2	1	0	0	1	0	0	0	4
Non-Assault Based Critical Incidents														
Employee														
Accidental Death														0
Natural Death														0
Arrest for Felony or Misdemeanor														0
Firearm Discharge														0
Chemical Agent Discharge														0
Use of Force for Prisoner Control						1								1
Taser Deployment														0
Loss or Theft of Firearm, Chemical Agent or Ammo														0
Suicide														0
Suicide Attempts														0
Miscellaneous (includes: key/tool control, misconduct, reasonable suspicion, stop orders)														0
Subtotal (Employee Non-Assault)		0	0	0	0	1	0	0	0	0	0	0	0	1
Prisoner														
Accidental Death														0
Natural Death														0
Other Death - Homicide														0
Escape														0
Escape Attempt													1	1
Drug Overdose														0
Suicide														0
Suicide Attempts / Self Injury									1			1		2
Subtotal (Prisoner Non-Assault)		0	0	0	0	0	0	0	1	0	0	1	1	3
Other														
Natural Disaster/Physical Plant			2									4		6
Riot/Disturbance/Demonstration														0
Hostage Incident														0
Visitor Related														0
Possession drug, weapon, contraband, smuggling														0
Medical emergency, quarantine, exposure, accident, unusual events				1		1	1			2				5
Subtotal ("Other")		0	2	1	0	1	1	0	0	2	0	4	0	11
Grand Total		0	2	1	0	5	2	0	3	4	0	5	1	23

Michigan Department of Corrections, Public Act 107 of 2017 Boilerplate Reporting,
Critical Incident Reports, Section 911, January 1, 2017-December 31, 2017

Parnall Correctional Facility, 1780 E. Parnall, Jackson, MI 49201-7138

Incidents which occurred off duty.		JAN	FEB	MAR	APR	MAY	JUN	JUL	AUG	SEP	OCT	NOV	DEC	TOTAL
Assault Based Critical Incidents														
Employee Victim (includes contractual staff)														
Category I							1							1
Category II														0
Category III														0
Category IV														0
Category V														0
Category VI							2		1	1				4
Subtotal (Employee Victim Assault)		0	0	0	0	0	3	0	1	1	0	0	0	5
Prisoner Victim														
Category I			1		0				0	0				1
Category II									0					0
Category III		0												0
Category IV									1					1
Category V		0	1	1						1	1		1	5
Category VI			0											0
Subtotal (Prisoner Victim Assault)		0	2	1	0	0	0	0	1	1	1	0	1	7
Non-Assault Based Critical Incidents														
Employee														
Accidental Death														0
Natural Death														0
Arrest for Felony or Misdemeanor														0
Firearm Discharge														0
Chemical Agent Discharge														0
Use of Force for Prisoner Control								2						2
Taser Deployment								2						2
Loss or Theft of Firearm, Chemical Agent or Ammo														0
Suicide														0
Suicide Attempts														0
Miscellaneous (includes: key/tool control, misconduct, reasonable suspicion, stop orders)														0
Subtotal (Employee Non-Assault)		0	0	0	0	0	0	4	0	0	0	0	0	4
Prisoner														
Accidental Death														0
Natural Death														0
Other Death - Homicide														0
Escape														0
Escape Attempt														0
Drug Overdose														0
Suicide														0
Suicide Attempts / Self Injury			1	1										2
Subtotal (Prisoner Non-Assault)		0	1	1	0	0	0	0	0	0	0	0	0	2
Other														
Natural Disaster/Physical Plant				1									1	2
Riot/Disturbance/Demonstration														0
Hostage Incident														0
Visitor Related					1	1				3	1		5	11
Possession drug, weapon, contraband, smuggling					7	2	1	1	2	1	1	1	17	33
Medical emergency, quarantine, exposure, accident, unusual events			4		2	1		1			1		4	13
Subtotal ("Other")		0	4	1	10	4	1	2	2	4	3	1	27	59
Grand Total		0	7	3	10	4	4	6	4	6	4	1	28	77

Michigan Department of Corrections, Public Act 107 of 2017 Boilerplate Reporting,
Critical Incident Reports, Section 911, January 1, 2017-December 31, 2017

Thumb Correctional Facility, 3225 John Conley Drive, Lapeer, MI 48446

Incidents which occurred off duty.		JAN	FEB	MAR	APR	MAY	JUN	JUL	AUG	SEP	OCT	NOV	DEC	TOTAL
Assault Based Critical Incidents														
Employee Victim (includes contractual staff)														
Category I				1						1				2
Category II														0
Category III							1							1
Category IV														0
Category V														0
Category VI														0
Subtotal (Employee Victim Assault)		0	0	1	0	0	1	0	0	1	0	0	0	3
Prisoner Victim														
Category I					0				0	1				1
Category II									0					0
Category III	0													0
Category IV														0
Category V	0	1												1
Category VI			0											0
Subtotal (Prisoner Victim Assault)	0	1	0	0	0	0	0	0	0	1	0	0	0	2
Non-Assault Based Critical Incidents														
Employee														
Accidental Death														0
Natural Death														0
Arrest for Felony or Misdemeanor														0
Firearm Discharge														0
Chemical Agent Discharge (when reported as secondary event)				1	1			1	2					5
Use of Force for Prisoner Control				1	1	1	1	3	4	1				12
Taser Deployment								2						2
Loss or Theft of Firearm, Chemical Agent or Ammo														0
Suicide														0
Suicide Attempts														0
Miscellaneous (includes: key/tool control, misconduct, reasonable suspicion, stop orders)														0
Subtotal (Employee Non-Assault)	0	0	2	2	1	1	6	6	1	0	0	0	0	19
Prisoner														
Accidental Death														0
Natural Death														0
Other Death - Homicide														0
Escape														0
Escape Attempt														0
Drug Overdose														0
Suicide														0
Suicide Attempts / Self Injury		1	1											2
Subtotal (Prisoner Non-Assault)	0	1	1	0	0	0	0	0	0	0	0	0	0	2
Other														
Natural Disaster/Physical Plant				1									1	2
Riot/Disturbance/Demonstration														0
Hostage Incident														0
Visitor Related					1	1		3		3	1		5	14
Possession drug, weapon, contraband, smuggling	2	3	2	4	2	4	1	2	2	3	5		22	52
Medical emergency, quarantine, exposure, accident, unusual events	1		2							3	1	1	1	9
Subtotal ("Other")	3	3	5	5	3	4	4	2	8	5	6	29	77	
Grand Total	3	5	9	7	4	6	10	8	11	5	6	29	103	

Michigan Department of Corrections, Public Act 107 of 2017 Boilerplate Reporting,
Critical Incident Reports, Section 911, January 1, 2017-December 31, 2017

Woodland Center Correctional Facility, 9036 E. M-36 Whitmore Lake, MI 48189

Incidents which occurred off duty.		JAN	FEB	MAR	APR	MAY	JUN	JUL	AUG	SEP	OCT	NOV	DEC	TOTAL
Assault Based Critical Incidents														
Employee Victim (includes contractual staff)														
Category I											1			1
Category II														0
Category III														0
Category IV														0
Category V			1	2	2	1	5	4	4	1	4	2	2	28
Category VI														0
Subtotal (Employee Victim Assault)		0	1	2	2	1	5	4	4	1	5	2	2	29
Prisoner Victim														
Category I					0				0	0				0
Category II									0					0
Category III	0													0
Category IV			1											1
Category V	0									1		1		2
Category VI			0											0
Subtotal (Prisoner Victim Assault)		0	0	1	0	0	0	0	0	1	0	1	0	3
Non-Assault Based Critical Incidents														
Employee														
Accidental Death														0
Natural Death														0
Arrest for Felony or Misdemeanor							1	1				1		3
Firearm Discharge														0
Chemical Agent Discharge (when reported as secondary event)											1			1
Use of Force for Prisoner Control	1	2	2		8	3	3	6	4		2		3	34
Taser Deployment (when reported as secondary event)														0
Loss or Theft of Firearm, Chemical Agent or Ammo														0
Suicide														0
Suicide Attempts														0
Miscellaneous (includes: key/tool control, misconduct, reasonable suspicion, stop orders)						1		1		1		1		4
Subtotal (Employee Non-Assault)	1	2	2	0	9	4	5	6	5	1	4	3		42
Prisoner														
Accidental Death														0
Natural Death		1				1		1	1	1	1	1	1	8
Other Death - Homicide														0
Escape														0
Escape Attempt														0
Drug Overdose														0
Suicide														0
Suicide Attempts / Self Injury														0
Subtotal (Prisoner Non-Assault)	0	1	0	0	1	0	1	1	1	1	1	1	1	8
Other														
Natural Disaster/Physical Plant	1		1			1		2		1			1	7
Riot/Disturbance/Demonstration														0
Hostage Incident														0
Visitor Related										1				1
Possession drug, weapon, contraband, smuggling			2							2	2	1	1	8
Medical emergency, quarantine, exposure, accident, unusual events	3	1		1	1	2		2	1	2	1	2	2	16
Subtotal ("Other")	4	1	3	1	2	2	2	2	5	4	2	4		32
Grand Total	5	5	8	3	13	11	12	13	13	11	10	10		114

Michigan Department of Corrections, Public Act 107 of 2017 Boilerplate Reporting,
Critical Incident Reports, Section 911, January 1, 2017-December 31, 2017

Women's Huron Valley Correctional Facility- , 3511 Bemis Road, Ypsilanti, MI 48197

Incidents which occurred off duty.		JAN	FEB	MAR	APR	MAY	JUN	JUL	AUG	SEP	OCT	NOV	DEC	TOTAL
Assault Based Critical Incidents														
Employee Victim (includes contractual staff)														
Category I														0
Category II														0
Category III														0
Category IV														0
Category V		1			3	2	7	7	2		1			23
Category VI														0
Subtotal (Employee Victim Assault)		0	1	0	3	2	7	7	2	0	1	0	0	23
Prisoner Victim														
Category I		1		1	0			0	0				1	3
Category II		1							0					1
Category III		0												0
Category IV		1	2	1	1		1	1	2					9
Category V		2	2						1					5
Category VI			0											0
Subtotal (Prisoner Victim Assault)		5	4	2	1	0	1	1	3	0	0	0	1	18
Non-Assault Based Critical Incidents														
Employee														
Accidental Death														0
Natural Death														0
Arrest for Felony or Misdemeanor		1	1			1			1		2			6
Firearm Discharge														0
Chemical Agent Discharge (when reported as secondary event)					1	3	1	4	1	2				12
Use of Force for Prisoner Control					1	1	1	1	1	1				6
Taser Deployment (when reported as secondary event)														0
Loss or Theft of Firearm, Chemical Agent or Ammo														0
Suicide														0
Suicide Attempts														0
Miscellaneous (includes: key/tool control, misconduct, reasonable suspicion, stop orders)		1		1		1				1		1		5
Subtotal (Employee Non-Assault)		2	1	1	2	6	2	5	3	4	2	1	0	29
Prisoner														
Accidental Death														0
Natural Death					1								1	2
Other Death - Homicide														0
Escape														0
Escape Attempt														0
Drug Overdose								1						1
Suicide														0
Suicide Attempts / Self Injury		3	8	3	7	3	1	2	5	6	1		2	41
Subtotal (Prisoner Non-Assault)		3	8	3	8	3	1	3	5	6	1	0	3	44
Other														
Natural Disaster/Physical Plant		2		2			2	1	1			2		10
Riot/Disturbance/Demonstration														0
Hostage Incident														0
Visitor Related										1		1		2
Possession drug, weapon, contraband, smuggling		2	1	6	3	3	2	3	3	7	11	4	5	50
Medical emergency, quarantine, exposure, accident, unusual events		3		1	1	2	2			2			1	12
Subtotal ("Other")		7	1	9	4	5	6	4	4	10	11	7	6	74
Grand Total		17	15	15	18	16	17	20	17	20	15	8	10	188