

Michigan Department of Corrections

Public Act 166 of 2020
Critical Incident Reports, Section 911
January 1, 2020 – December 31, 2020

Public Act 166 of 2020

Critical Incident Reports, Section 911

By March 1, the department shall report to the senate and house appropriations subcommittees on corrections, the senate and house fiscal agencies, the legislative corrections ombudsman, and the state budget office the number of critical incidents occurring each month by type and the number and severity of assaults, escape attempts, suicides, and attempted suicides occurring each month at each facility during the immediately preceding calendar year.

Report Criterion

Data documentation is consistent with
Michigan Department of Corrections,
Policy Directive 01.05.120
Critical Incident Reporting

Report Criterion

- Assault based Critical Incidents are identified by Assault Categories I-V
 - **Category I** – Assault resulting in death or serious physical injury.
 - **Category II** – Sexual assault with penetration.
 - **Category III** – Sexual assault without penetration but involving more than intentional non-consensual touching (e.g., use of force, attempted sexual penetration).
 - **Category IV** – Sexual assault not covered in Category II or III.
 - **Category V** – Assault with non-serious physical injury.

Report Criterion

- Non-Assault based Critical Incidents are identified by the following categories:
 - Employee Related
 - Prisoner Related
 - Other

Report Criterion

- Data information specifies the actual number of Critical Incident Reports written
- Many Critical Incident Reports may contain more than one situation which constitutes a “Critical Incident.”
 - For example, multiple assaults which occur during an incident will be summarized in one written report.

Division of Data

➤ Correctional Facilities Administration (CFA)

Kinross

* Facilities

Jackson

* Facilities

NOTE: DDC and DRC facilities moved from FOA (Field Operations Administration) in September of 2019 to CFA (Correctional Facilities Administration) and are now counted as part of CFA's boilerplate.

Michigan Department of Corrections, Public Act 166 of 2020 Boilerplate Reporting
 Critical Incident Reports, Section 911, January 1, 2020-December 31, 2020

Women's Huron Valley Correctional Facility, 3511 Bemis Road, Ypsilanti, MI 48197

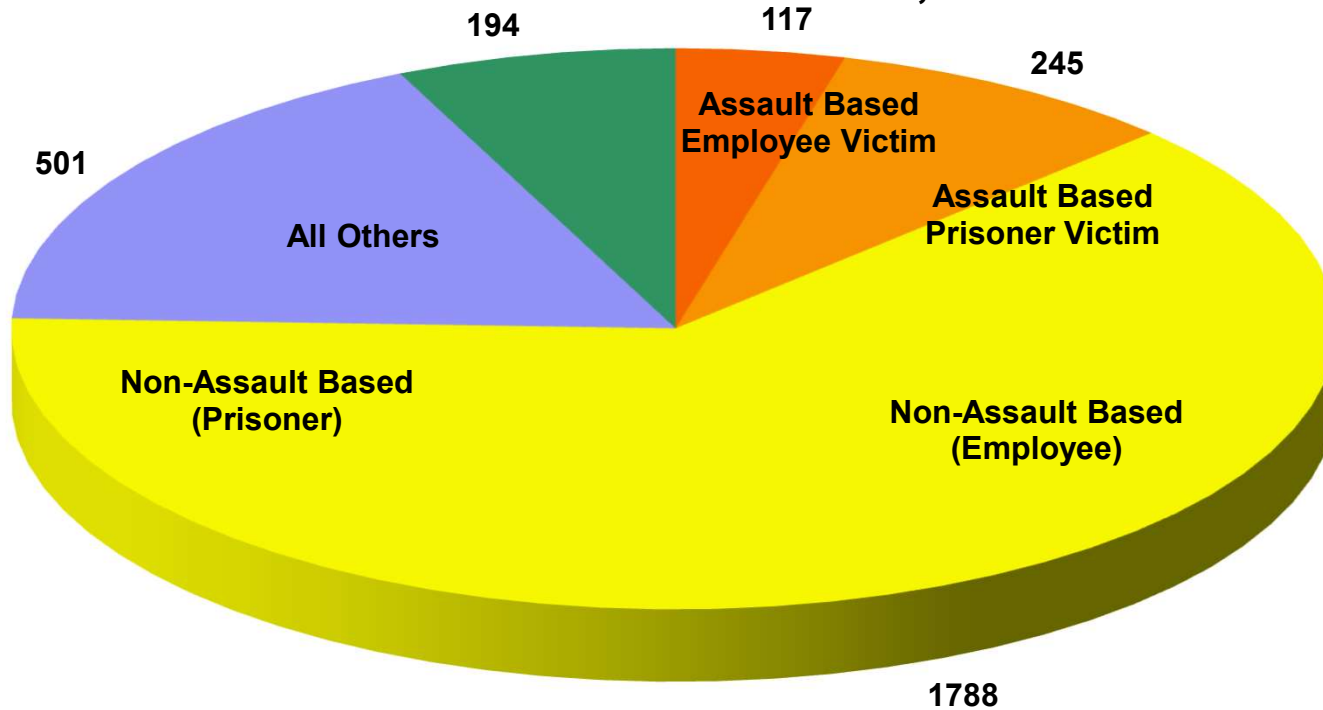
Incidents which occurred off duty	JAN	FEB	MAR	APR	MAY	JUN	JUL	AUG	SEP	OCT	NOV	DEC	TOTAL
Assault Based Critical Incidents													
Employee Victim (includes contractual staff)													
Category I													0
Category II													0
Category III													0
Category IV													0
Category V							1	1					2
Category VI													0
Subtotal (Employee Victim Assault)	0	0	0	0	0	0	1	1	0	0	0	0	2
Prisoner Victim													
Category I													0
Category II													0
Category III													0
Category IV													0
Category V								1					1
Category VI													0
Subtotal (Prisoner Victim Assault)	0	0	0	0	0	0	0	1	0	0	0	0	1
Non-Assault Based Critical Incidents													
Employee													
Accidental Death													0
Natural Death													0
Arrest for Felony or Misdemeanor			3						1			1	5
Firearm Discharge													0
Chemical Agent Discharge (when reported as secondary event)	1		1	1	1	1	1	2	1	2	3	1	15
Use of Force for Prisoner Control	3	1	2	1	1	4	1	2	2	3	4	2	26
Taser Deployment (when reported as secondary event)	2					1				2			5
Loss or Theft of Firearm, Chemical Agent or Ammo													0
Suicide													0
Suicide Attempts													0
Miscellaneous (includes: key/tool control, misconduct, reasonable suspicion, stop orders)			1										1
Subtotal (Employee Non-Assault)	6	5	3	2	2	6	2	4	4	7	7	4	52
Prisoner													
Accidental Death					1								1
Natural Death				2									2
Other Death - Homicide													0
Escape													0
Escape Attempt													0
Drug Overdose					3	3		2	1		3	1	13
Suicide													0
Suicide Attempts / Self Injury	1		1	1	2			1		1	1	1	9
Subtotal (Prisoner Non-Assault)	1	0	1	3	6	3	0	3	1	1	4	2	25
Other													
Natural Disaster/Physical Plant				1					1				2
Riot/Disturbance/Demonstration													0
Hostage Incident													0
Visitor Related													0
Possession drug, weapon, contraband, smuggling													0
Medical emergency, quarantine, exposure, accident, unusual events	1		1							1			3
Subtotal ("Other")	1	0	1	1	0	0	0	0	1	1	0	0	5
Grand Total	8	5	5	6	8	9	3	9	6	9	11	6	85

Michigan Department of Corrections, Public Act 166 of 2020 Boilerplate Reporting
Critical Incident Reports, Section 911, January 1, 2020-December 31, 2020

Correctional Facilities Administration, Grandview Plaza, 206 E. Michigan Ave., Lansing, MI 48909

Incidents which occurred off duty.		JAN	FEB	MAR	APR	MAY	JUN	JUL	AUG	SEP	OCT	NOV	DEC	TOTAL
Assault Based Critical Incidents														
Employee Victim														
Category I					2		1	1	1	1	1		1	8
Category II														0
Category III														0
Category IV		1	1	1		3		1	1	1	1	1		11
Category V		6	7	6	5	4	10	8	13	14	10	5	10	98
Category VI														0
Subtotal (Employee Victim Assault)		7	8	7	7	7	11	10	15	16	12	6	11	117
Prisoner Victim														
Category I		4	3	5		3	5	3	3	1	2	1	3	33
Category II														0
Category III							1				1			2
Category IV				2					2					4
Category V		20	12	16	20	18	18	13	18	14	20	23	14	206
Category VI														0
Subtotal (Prisoner Victim Assault)		24	15	23	20	21	24	16	23	15	23	24	17	245
Non-Assault Based Critical Incidents														
Employee														
Accidental Death														0
Natural Death														0
Arrest for Felony or Misdemeanor		8	11	9	4	5	14	7	8	6	5	4	9	90
Firearm Discharge			3							1				4
Chemical Agent Discharge (when reported as secondary event)		32	23	42	34	26	45	38	35	34	37	32	31	409
Use of Force for Prisoner Control		67	60	125	117	100	108	125	111	99	121	123	135	1291
Taser Deployment (when reported as secondary event)		34	32	38	43	40	27	42	40	35	49	47	47	474
Loss or Theft of Firearm, Chemical Agent or Ammo														0
Suicide														0
Suicide Attempts														0
Miscellaneous (includes: key/tool control, misconduct, reasonable suspicion, stop orders)		3	2			5	1	4	1	3	3	1		23
Subtotal (Employee Non-Assault)		104	94	163	160	145	136	171	152	137	173	171	182	1788
Prisoner														
Accidental Death		2		4		1		3	1	1				12
Natural Death		2	2	4	5	1	3	1	3	1	3	1	1	27
Other Death - Homicide														0
Escape														0
Escape Attempt									2					2
Drug Overdose		10	9	4	6	9	14	14	11	11	22	11	15	136
Suicide		1		4			1		2					8
Suicide Attempts / self injury		13	24	26	17	19	20	28	42	27	27	44	29	316
Subtotal (Prisoner Non-Assault)		28	35	42	28	30	38	46	61	40	52	56	45	501
Other														
Natural Disaster/Physical Plant		13	1	4	3	3	6	3	3	8	2	6	1	53
Riot/Disturbance/Demonstration				1	2	2		1	1	2		1	1	11
Hostage Incident														0
Visitor Related		2												2
Possession drug, weapon, contraband, smuggling		7	2	1	2	2	1	2	1	5	2	4	3	32
Medical emergency, quarantine, exposure, accident, unusual events		10	11	13	6	9	9	5	10	4	7	6	6	96
Subtotal ("Other")		32	14	19	13	16	16	11	15	19	11	17	11	194
Grand Total		195	166	254	228	219	225	254	266	227	271	274	266	2845

CFA Critical Incident Totals, 2020



There were 2445 Critical Incidents in CFA .

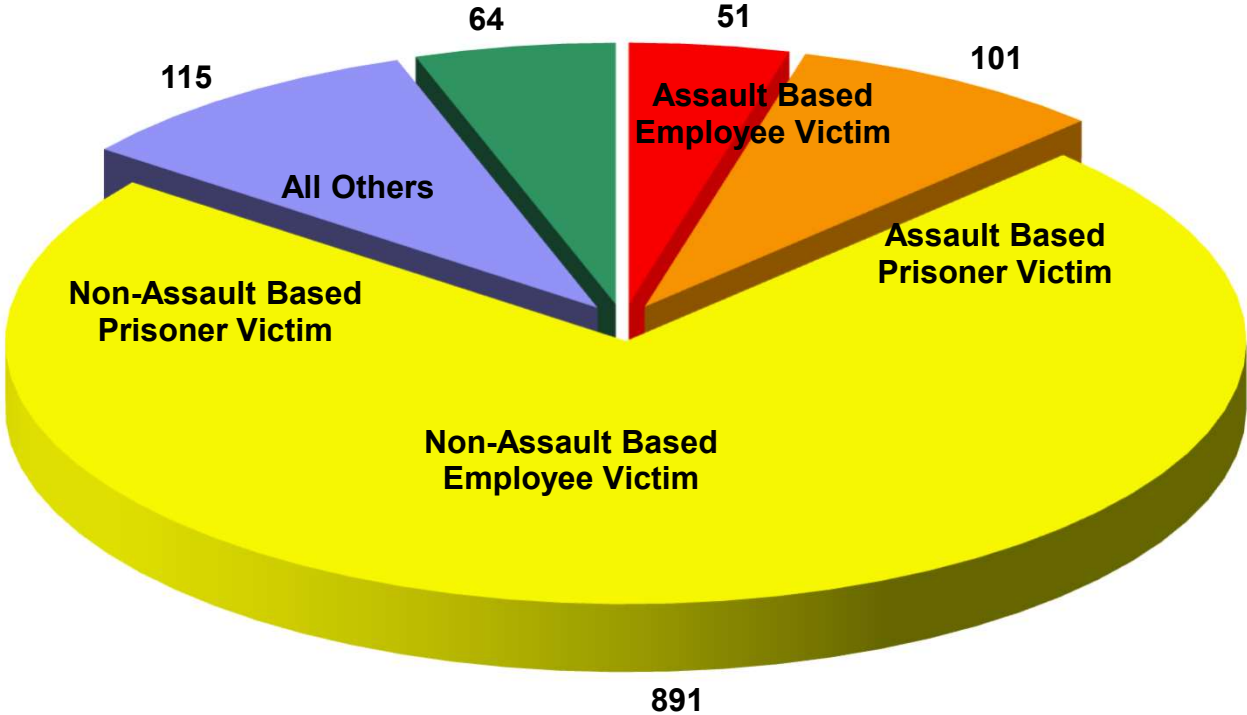
The data was compiled from 30 Correctional Facilities from January 1, 2020 - December 31, 2020.

Michigan Department of Corrections, Public Act 166 of 2020 Boilerplate Reporting
Critical Incident Reports, Section 911, January 1, 2020-December 31, 2020

Northern Region, 4657 W. Industrial Drive, Kincheloe, MI 49788

Incidents which occurred off duty.		JAN	FEB	MAR	APR	MAY	JUN	JUL	AUG	SEP	OCT	NOV	DEC	TOTAL
Assault Based Critical Incidents														
Employee Victim (includes contractual staff)														
Category I					1					1				2
Category II														0
Category III														0
Category IV						2		1	1		1			5
Category V	3	3	3	3	3	2	5	1	7	8	4	2	3	44
Category VI														0
Subtotal (Employee Victim Assault)	3	3	3	4	4	5	2	8	9	5	2	3	3	51
Prisoner Victim														
Category I		1	2	2		1	5	1	1	1	1		1	16
Category II														0
Category III														0
Category IV														0
Category V	10	7	5	8	7	3	7	8	4	11	10	5	5	85
Category VI														0
Subtotal (Prisoner Victim Assault)	11	9	7	8	8	8	8	9	5	12	10	6	6	101
Non-Assault Based Critical Incidents														
Employee														
Accidental Death														0
Natural Death														0
Arrest for Felony or Misdemeanor	4	5	3	1	2	7	3	4	2	2	3	5	5	41
Firearm Discharge									1					1
Chemical Agent Discharge (when reported as secondary event)	18	17	17	19	10	21	18	16	18	14	18	17	17	203
Use of Force for Prisoner Control	36	44	47	56	42	42	66	51	43	51	65	69	69	612
Taser Deployment (when reported as secondary event)	16	16	15	23	21	18	31	28	21	21	28	29	29	267
Loss or Theft of Firearm, Chemical Agent/Ammo														0
Suicide														0
Suicide Attempts														0
Miscellaneous (includes: key/tool control, misconduct, reasonable suspicion, stop orders)	1				3		3	1	2	2				12
Subtotal (Employee Non-Assault)	53	60	62	79	66	60	100	80	66	74	93	98	98	891
Prisoner														
Accidental Death			1				1		1					3
Natural Death		1	3	1		1	1	2	1	2			1	13
Other Death - Homicide														0
Escape														0
Escape Attempt								1						1
Drug Overdose	5	7	1	1	3	7	8	3	5	5	3	4	4	52
Suicide	1		2			1		2						6
Suicide Attempts / self injury		5	6	4	4	3	1	3	5	3	4	2	2	40
Subtotal (Prisoner Non-Assault)	6	13	13	6	7	12	11	11	12	10	7	7	7	115
Other														
Natural Disaster/Physical Plant	2			1	1	1		2	2	1	4			14
Riot/Disturbance/Demonstration				1	1		1	1	2					6
Hostage Incident														0
Visitor Related	1													1
Possession drug, weapon, contraband, smuggling	3	1	1		1	1	2		1		1	2	2	13
Medical emergency, quarantine, exposure, accident, unusual events	5	5	4		1	4	4	1	2	2	1	1	1	30
Subtotal ("Other")	11	6	5	2	4	6	7	4	7	3	6	3	3	64
Grand Total	84	91	90	99	89	91	128	112	99	104	118	117	117	1222

Kinross Region: Critical Incident Totals, 2020



There were 884 Critical Incidents in the Kinross Region. The data was compiled from 13 Correctional Facilities from January 1, 2020 - December 31, 2020.

Michigan Department of Corrections, Public Act 166 of 2020 Boilerplate Reporting
Critical Incident Reports, Section 911, January 1, 2020-December 31, 2020

Baraga Correctional Facility, 301 Wadaga Road, Baraga, MI 49908

Incidents which occurred off duty.		JAN	FEB	MAR	APR	MAY	JUN	JUL	AUG	SEP	OCT	NOV	DEC	TOTAL
Assault Based Critical Incidents														
Employee Victim (includes contractual staff)														
Category I														0
Category II														0
Category III														0
Category IV														0
Category V				1						5			1	7
Category VI														0
Subtotal (Employee Victim Assault)		0	0	1	0	0	0	0	0	5	0	0	1	7
Prisoner Victim														
Category I														0
Category II														0
Category III														0
Category IV														0
Category V		2	1											3
Category VI														0
Subtotal (Prisoner Victim Assault)		2	1	0	0	0	0	0	0	0	0	0	0	3
Non-Assault Based Critical Incidents														
Employee														
Accidental Death														0
Natural Death														0
Arrest for Felony or Misdemeanor							2				1		2	5
Firearm Discharge														0
Chemical Agent Discharge (when reported as secondary event)		5	4	5	4	4	4	2	5	4	1	4	4	46
Use of Force for Prisoner Control		8	10	7	5	7	4	7	11	4	1	6	7	77
Taser Deployment (when reported as secondary event)			2	1		3		2	3	1		1	1	14
Loss or Theft of Firearm, Chemical Agent /Ammo														0
Suicide														0
Suicide Attempts														0
Miscellaneous (includes: key/tool control, misconduct, reasonable suspicion, stop orders)						1								1
Subtotal (Employee Non-Assault)		13	16	13	9	15	10	11	19	9	3	11	14	143
Prisoner														
Accidental Death														0
Natural Death														0
Other Death - Homicide														0
Escape														0
Escape Attempt														0
Drug Overdose				1				1						2
Suicide			1		1	1								3
Suicide Attempts / Self injury														0
Subtotal (Prisoner Non-Assault)		0	1	1	1	1	0	1	0	0	0	0	0	5
Other														
Natural Disaster/Physical Plant										1				1
Riot/Disturbance/Demonstration														0
Hostage Incident														0
Visitor Related														0
Possession drug, weapon, contraband, smuggling								1						1
Medical emergency, quarantine, exposure, accident, unusual events														0
Subtotal ("Other")		0	0	0	0	0	0	1	0	1	0	0	0	2
Grand Total		15	18	15	10	16	10	13	19	15	3	11	0	160

Michigan Department of Corrections, Public Act 166 of 2020 Boilerplate Reporting
Critical Incident Reports, Section 911, January 1, 2020-December 31, 2020

Carson City Correctional Facility, 10522 Boyer Road, Carson City, MI 48811

Incidents which occurred off duty.	JAN	FEB	MAR	APR	MAY	JUN	JUL	AUG	SEP	OCT	NOV	DEC	TOTAL
Assault Based Critical Incidents													
Employee Victim													
Category I													0
Category II													0
Category III													0
Category IV													0
Category V						1			1	2		1	5
Category VI													0
Subtotal (Employee Victim Assault)	0	0	0	0	0	1	0	0	1	2	0	1	5
Prisoner Victim													
Category I	2				1					1			4
Category II													0
Category III													0
Category IV													0
Category V				1		2			1	2	1		7
Category VI													0
Subtotal (Prisoner Victim Assault)	2	0	0	1	1	2	0	0	1	3	1	0	11
Non-Assault Based Critical Incidents													
Employee (includes contractual staff)													
Accidental Death													0
Natural Death													0
Arrest for Felony or Misdemeanor		1			1		2	1		1	1		7
Firearm Discharge													0
Chemical Agent Discharge (when reported as secondary event)	2	2		2		1	1	2	6	2	2	2	22
Use of Force for Prisoner Control	3	5	5	10	8	3	7	9	11	10	17	18	106
Taser Deployment (when reported as secondary event)	2	1	2	3	5	2	5	6	5	4	9	9	53
Loss or Theft of Firearm, Chemical Agent or Ammo													0
Suicide													0
Suicide Attempts													0
Miscellaneous (includes: key/tool control, misconduct, reasonable suspicion, stop orders)										1			1
Subtotal (Employee Non-Assault)	7	9	7	15	14	6	15	18	22	18	29	29	189
Prisoner													
Accidental Death													0
Natural Death		1	2			1				1			5
Other Death - Homicide													0
Escape													0
Escape Attempt													0
Drug Overdose		2											2
Suicide													0
Suicide Attempts / Self Injury				1						2	2		5
Subtotal (Prisoner Non-Assault)	0	3	2	1	0	1	0	0	0	3	2	0	12
Other													
Natural Disaster/Physical Plant													0
Riot/Disturbance/Demonstration					1		1		1				3
Hostage Incident													0
Visitor Related													0
Possession drug, weapon, contraband, smuggling	1												1
Medical emergency, quarantine, exposure, accident, unusual events	1								1				2
Subtotal ("Other")	2	0	0	0	1	0	1	0	2	0	0	0	6
Grand Total	11	12	9	17	16	10	16	18	26	26	32	30	223

Michigan Department of Corrections, Public Act 166 of 2020 Boilerplate Reporting
Critical Incident Reports, Section 911, January 1, 2020-December 31, 2020

Oaks Correctional Facility, 1500 Caberfae Highway, Manistee, MI 49660

Incidents which occurred off duty.		JAN	FEB	MAR	APR	MAY	JUN	JUL	AUG	SEP	OCT	NOV	DEC	TOTAL
Assault Based Critical Incidents														
Employee Victim (includes contractual staff)														
Category I														0
Category II														0
Category III														0
Category IV														0
Category V	1								2					3
Category VI														0
Subtotal (Employee Victim Assault)	1	0	0	0	0	0	0	0	2	0	0	0	0	3
Prisoner Victim														
Category I														0
Category II														0
Category III														0
Category IV														0
Category V	3	1	1	1						1				7
Category VI														0
Subtotal (Prisoner Victim Assault)	3	1	1	1	0	0	0	0	0	1	0	0	0	7
Non-Assault Based Critical Incidents														
Employee														
Accidental Death														0
Natural Death														0
Arrest for Felony or Misdemeanor														0
Firearm Discharge														0
Chemical Agent Discharge	1				1	1	1	1			1	2	1	9
Use of Force for Prisoner Control	1	5	2	5	2	3	10	2	2	5	9	2		48
Taser Deployment	4	3	2	3	1	1	3	2	1	4	6	1		31
Loss or Theft of Firearm, Chemical Agent or Ammo														0
Suicide														0
Suicide Attempts														0
Miscellaneous (includes: key/tool control, misconduct, reasonable suspicion, stop orders)														0
Subtotal (Employee Non-Assault)	6	8	4	9	4	5	14	4	3	10	17	4		88
Prisoner														
Accidental Death							1							1
Natural Death														0
Other Death - Homicide														0
Escape														0
Escape Attempt														0
Drug Overdose	2	1												3
Suicide							1							1
Suicide Attempts / Self Injury			2	1					1	1			2	7
Subtotal (Prisoner Non-Assault)	2	1	2	1	0	2	0	0	1	1	0	2		12
Other														
Natural Disaster/Physical Plant									1					1
Riot/Disturbance/Demonstration														0
Hostage Incident														0
Visitor Related														0
Possession drug, weapon, contraband, smuggling		1					1							2
Medical emergency, quarantine, exposure, accident, unusual events				1										1
Subtotal ("Other")				1										4
Grand Total	12	10	7	11	4	7	14	6	5	11	17	6		114

Michigan Department of Corrections, Public Act 166 of 2020 Boilerplate Reporting
Critical Incident Reports, Section 911, January 1, 2020-December 31, 2020

Kinross Correctional Facility, 4533 W. Industrial Park Drive, Kincheloe, MI 49788

Incidents which occurred off duty.		JAN	FEB	MAR	APR	MAY	JUN	JUL	AUG	SEP	OCT	NOV	DEC	TOTAL
Assault Based Critical Incidents														
Employee Victim (includes contractual staff)														
Category I														0
Category II														0
Category III														0
Category IV														0
Category V					1				1					2
Category VI														0
Subtotal (Employee Victim Assault)		0	0	0	1	0	0	0	1	0	0	0	0	2
Prisoner Victim														
Category I				1					1					2
Category II														0
Category III														0
Category IV														0
Category V		1				1			3		1	1		7
Category VI														0
Subtotal (Prisoner Victim Assault)		1	0	1	0	1	0	0	4	0	1	1	0	9
Non-Assault Based Critical Incidents														
Employee														
Accidental Death														0
Natural Death														0
Arrest for Felony or Misdemeanor									2					2
Firearm Discharge														0
Chemical Agent Discharge				1	1			1	1		1	1	1	7
Use of Force for Prisoner Control				1	2			3	2		1	2	3	14
Taser Deployment (when reported as secondary event)							1	2	3			1	2	9
Loss or Theft of Firearm, Chemical Agent or Ammo														0
Suicide														0
Suicide Attempts														0
Miscellaneous (includes: key/tool control, misconduct, reasonable suspicion, stop orders)														0
Subtotal (Employee Non-Assault)		0	0	2	3	0	1	6	8	0	2	4	6	32
Prisoner														
Accidental Death														0
Natural Death				1					1					2
Other Death - Homicide														0
Escape														0
Escape Attempt														0
Drug Overdose						2	3	1		3				9
Suicide														0
Suicide Attempts / Self Injury														0
Subtotal (Prisoner Non-Assault)		0	0	1	0	2	3	1	1	3	0	0	0	11
Other														
Natural Disaster/Physical Plant														0
Riot/Disturbance/Demonstration														0
Hostage Incident														0
Visitor Related														0
Possession drug, weapon, contraband, smuggling													1	1
Medical emergency, quarantine, exposure, accident, unusual events		1					2						1	4
Subtotal ("Other")		1	0	0	0	0	2	0	0	0	0	0	2	5
Grand Total		2	0	4	4	3	6	7	14	3	3	5	8	59

Michigan Department of Corrections, Public Act 166 of 2020 Boilerplate Reporting
Critical Incident Reports, Section 911, January 1, 2020-December 31, 2020

Alger Correctional Facility, 6141 Industrial Park Drive, Munising, MI 49862

Incidents which occurred off duty.		JAN	FEB	MAR	APR	MAY	JUN	JUL	AUG	SEP	OCT	NOV	DEC	TOTAL
Assault Based Critical Incidents														
Employee Victim (includes contractual staff)														
Category I														0
Category II														0
Category III														0
Category IV														0
Category V										1				1
Category VI														0
Subtotal (Employee Victim Assault)		0	0	0	0	0	0	0	0	1	0	0	0	1
Prisoner Victim														
Category I		1												1
Category II														0
Category III														0
Category IV														0
Category V					1	2		1	1		1	1		7
Category VI														0
Subtotal (Prisoner Victim Assault)		1	0	0	1	2	0	1	1	0	1	1	0	8
Non-Assault Based Critical Incidents														
Employee														
Accidental Death														0
Natural Death														0
Arrest for Felony or Misdemeanor		2	1	1		1				1			1	7
Firearm Discharge														0
Chemical Agent Discharge (when reported as secondary event)		1		1			1	1						4
Use of Force for Prisoner Control		1	1	4	1	2	2	3	4	4	4		2	28
Taser Deployment (when reported as secondary event)				2	1	2	1	1	3	4	2		2	18
Loss or Theft of Firearm, Chemical Agent or Ammo														0
Suicide														0
Suicide Attempts														0
Miscellaneous (includes: key/tool control, misconduct, reasonable suspicion, stop orders)						1								1
Subtotal (Employee Non-Assault)		4	2	8	2	6	4	5	7	9	6	1	4	58
Prisoner														
Accidental Death														0
Natural Death														0
Other Death - Homicide														0
Escape														0
Escape Attempt														0
Drug Overdose														0
Suicide														0
Suicide Attempts / self injury														0
Subtotal (Prisoner Non-Assault)		0	0	0	0	0	0	0	0	0	0	0	0	0
Other														
Natural Disaster/Physical Plant										1				1
Riot/Disturbance/Demonstration														0
Hostage Incident														0
Visitor Related														0
Possession drug, weapon, contraband, smuggling														0
Medical emergency, quarantine, exposure, accident, unusual events		1						1						2
Subtotal ("Other")		1	0	0	0	0	0	1	0	1	0	0	0	3
Grand Total		6	2	8	3	8	4	7	8	11	7	2	4	70

Michigan Department of Corrections, Public Act 166 of 2020 Boilerplate Reporting

Critical Incident Reports, Section 911, January 1, 2020-December 31, 2020

Earnest C. Brooks Correctional Facility, 2500 S. Sheridan Road, Muskegon Heights, MI 49444

Incidents which occurred off duty.		JAN	FEB	MAR	APR	MAY	JUN	JUL	AUG	SEP	OCT	NOV	DEC	TOTAL
Assault Based Critical Incidents														
Employee Victim (includes contractual staff)														
Category I					1									1
Category II														0
Category III														0
Category IV														0
Category V									1	1				2
Category VI														0
Subtotal (Employee Victim Assault)		0	0	0	1	0	0	0	1	1	0	0	0	3
Prisoner Victim														
Category I														0
Category II														0
Category III														0
Category IV														0
Category V			1	1					1			1	1	5
Category VI														0
Subtotal (Prisoner Victim Assault)		0	1	1	0	0	0	0	1	0	0	1	1	5
Non-Assault Based Critical Incidents														
Employee														
Accidental Death														0
Natural Death														0
Arrest for Felony or Misdemeanor														0
Firearm Discharge														0
Chemical Agent Discharge (when reported as secondary e	3	1	3		1		1	1	1	3			2	15
Use of Force for Prisoner Control	3	2	3	4	2	3	4	4	2	2	2	2	4	31
Taser Deployment		1		4	1	3	3				2	2	1	17
Loss or Theft of Firearm, Chemical Agent or Ammo														0
Suicide														0
Suicide Attempts														0
Miscellaneous (includes: key/tool control, misconduct, reasonable suspicion, stop orders)														0
Subtotal (Employee Non-Assault)	6	4	6	8	4	6	8	1	5	4	4	4	7	63
Prisoner														
Accidental Death														0
Natural Death									1					1
Other Death - Homicide														0
Escape														0
Escape Attempt														0
Drug Overdose		2											1	3
Suicide														0
Suicide Attempts / Self Injury			1						1					2
Subtotal (Prisoner Non-Assault)	0	3	0	0	0	0	0	0	2	0	0	0	1	6
Other														
Natural Disaster/Physical Plant														0
Riot/Disturbance/Demonstration														0
Hostage Incident														0
Visitor Related														0
Possession drug, weapon, contraband, smuggling								1						1
Medical emergency, quarantine, exposure, accident, unusual events				1										1
Subtotal ("Other")	0	0	1	0	0	0	0	1	0	0	0	0	0	2
Grand Total	6	8	8	9	4	6	9	5	6	4	5	9	9	79

Michigan Department of Corrections, Public Act 166 of 2020 Boilerplate Reporting
Critical Incident Reports, Section 911, January 1, 2020-December 31, 2020

Marquette Branch Prison, 1960 U.S. 41 South, Marquette, MI 49855

Incidents which occurred off duty.		JAN	FEB	MAR	APR	MAY	JUN	JUL	AUG	SEP	OCT	NOV	DEC	TOTAL
Assault Based Critical Incidents														
Employee Victim (includes contractual staff)														
Category I										1				1
Category II														0
Category III														0
Category IV														0
Category V		2	3	2	2			1	1	1			1	13
Category VI														0
Subtotal (Employee Victim Assault)		2	3	2	2	0	0	1	1	2	0	0	1	14
Prisoner Victim														
Category I				1										1
Category II														0
Category III														0
Category IV														0
Category V			1					1			1	3	1	7
Category VI														0
Subtotal (Prisoner Victim Assault)		0	1	1	0	0	0	1	0	0	1	3	1	8
Non-Assault Based Critical Incidents														
Employee														
Accidental Death														0
Natural Death														0
Arrest for Felony or Misdemeanor	1				1		1	1					1	5
Firearm Discharge														0
Chemical Agent Discharge (when reported as secondary event)	1	2	2	2	2	2	4	2		1	3	2	3	24
Use of Force for Prisoner Control	4	6	6	4	4	6	6	6	3	2	6	3	4	54
Taser Deployment (when reported as secondary event)	1	1	2	1			3	1			1	1		11
Loss or Theft of Firearm, Chemical Agent or Ammo														0
Suicide														0
Suicide Attempts														0
Miscellaneous (includes: key/tool control, misconduct, reasonable suspicion, stop orders)	1								1	1				3
Subtotal (Employee Non-Assault)	8	9	10	8	6	11	12	5	4	10	6	8	8	97
Prisoner														
Accidental Death				1							1			2
Natural Death														0
Other Death - Homicide														0
Escape														0
Escape Attempt														0
Drug Overdose					1				1		1			3
Suicide				1					1					2
Suicide Attempts / Self Injury			1	4	1	3	3	1	1	4		1		19
Subtotal (Prisoner Non-Assault)	0	1	6	2	3	3	1	3	5	1	1	0	0	26
Other														
Natural Disaster/Physical Plant									1		1	4		6
Riot/Disturbance/Demonstration										1				1
Hostage Incident														0
Visitor Related														0
Possession drug, weapon, contraband, smuggling														0
Medical emergency, quarantine, exposure, accident, unusual events			2	2			1		1			1		7
Subtotal ("Other")	0	2	2	0	0	1	0	2	1	1	5	0	0	14
Grand Total	10	16	21	12	9	15	15	11	12	13	15	10	10	159

Michigan Department of Corrections, Public Act 166 of 2020 Boilerplate Reporting
Critical Incident Reports, Section 911, January 1, 2020-December 31, 2020

Muskegon Correctional Facility, 2400 S. Sheridan Drive, Muskegon, MI 49442

Incidents which occurred off duty	JAN	FEB	MAR	APR	MAY	JUN	JUL	AUG	SEP	OCT	NOV	DEC	TOTAL
-----------------------------------	-----	-----	-----	-----	-----	-----	-----	-----	-----	-----	-----	-----	-------

Assault Based Critical Incidents

Employee Victim (includes contractual staff)

Category I													0
Category II													0
Category III													0
Category IV													0
Category V						1							1
Category VI													0
Subtotal (Employee Victim Assault)	0	0	0	0	1	0	0	0	0	0	0	0	1

Prisoner Victim

Category I							1						1
Category II													0
Category III													0
Category IV													0
Category V	1	1					1	1				2	6
Category VI													0
Subtotal (Prisoner Victim Assault)	1	1	0	0	0	0	2	1	0	0	0	2	7

Non-Assault Based Critical Incidents

Employee

Accidental Death													0
Natural Death													0
Arrest for Felony or Misdemeanor													0
Firearm Discharge													0
Chemical Agent Discharge		2				1	1	1		1	1		7
Use of Force for Prisoner Control	3	2	1	1		2	2	3	2	3	2	3	24
Taser Deployment (when reported as secondary event)	3		1	1		2	1			2	1	2	13
Loss or Theft of Firearm, Chemical Agent or Ammo													0
Suicide													0
Suicide Attempts													0
Miscellaneous (includes: key/tool control, misconduct, reasonable suspicion, stop orders)													0
Subtotal (Employee Non-Assault)	6	4	2	2	0	5	4	4	2	6	4	5	44

Prisoner

Accidental Death													0
Natural Death													0
Other Death - Homicide													0
Escape													0
Escape Attempt													0
Drug Overdose		1				2	2			1	1		7
Suicide													0
Suicide Attempts/Self Injury													0
Subtotal (Prisoner Non-Assault)	0	1	0	0	0	2	2	0	0	1	1	0	7

Other

Natural Disaster/Physical Plant													0
Riot/Disturbance/Demonstration								1					1
Hostage Incident													0
Visitor Related													0
Possession drug, weapon, contraband, smuggling													0
Medical emergency, quarantine, exposure, accident, unusual events							1						1
Subtotal ("Other")	0	0	0	0	0	0	1	1	0	0	0	0	2

Grand Total	7	6	2	2	1	7	9	6	2	7	5	7	61
--------------------	----------	----------	----------	----------	----------	----------	----------	----------	----------	----------	----------	----------	-----------

Michigan Department of Corrections, Public Act 166 of 2020 Boilerplate Reporting
Critical Incident Reports, Section 911, January 1, 2020-December 31, 2020

Newberry Correctional Facility, 13747 East County Road 428, Newberry, MI 49868

Incidents which occurred off duty.		JAN	FEB	MAR	APR	MAY	JUN	JUL	AUG	SEP	OCT	NOV	DEC	TOTAL
Assault Based Critical Incidents														
Employee Victim (includes contractual staff)														
Category I														0
Category II														0
Category III														0
Category IV														0
Category V														0
Category VI														0
Subtotal (Employee Victim Assault)		0	0	0	0	0	0	0	0	0	0	0	0	0
Prisoner Victim														
Category I										1				1
Category II														0
Category III														0
Category IV														0
Category V			1					2			2			5
Category VI														0
Subtotal (Prisoner Victim Assault)		0	1	0	0	0	0	2	0	1	2	0	0	6
Non-Assault Based Critical Incidents														
Employee														
Accidental Death														0
Natural Death														0
Arrest for Felony or Misdemeanor		1						2						3
Firearm Discharge														0
Chemical Agent Discharge					1							1		2
Use of Force for Prisoner Control		1			3	1		2	2		2	1		12
Taser Deployment		1			1	1		1	2		1			7
Loss or Theft of Firearm, Chemical Agent or Ammo														0
Suicide														0
Suicide Attempts														0
Miscellaneous (includes: key/tool control, misconduct, reasonable suspicion, stop orders)								1						1
Subtotal (Employee Non-Assault)		3	0	0	5	2	0	6	4	0	3	2	0	25
Prisoner														
Accidental Death														0
Natural Death								1						1
Other Death - Homicide														0
Escape														0
Escape Attempt														0
Drug Overdose														0
Suicide														0
Suicide Attempts / Self Injury														0
Subtotal (Prisoner Non-Assault)		0	0	0	0	0	0	1	0	0	0	0	0	1
Other														
Natural Disaster/Physical Plant														0
Riot/Disturbance/Demonstration														0
Hostage Incident														0
Visitor Related														0
Possession drug, weapon, contraband, smuggling														0
Medical emergency, quarantine, exposure, accident, unusual events			1											1
Subtotal ("Other")		0	1	0	0	0	0	0	0	0	0	0	0	1
Grand Total		3	2	0	5	2	0	9	4	1	5	2	0	33

Michigan Department of Corrections, Public Act 166 of 2020 Boilerplate Reporting
Critical Incident Reports, Section 911, January 1, 2020-December 31, 2020

St. Louis Correctional Facility, 8585 N. Crowell Road, St. Louis, MI 48880

Incidents which occurred off duty.	JAN	FEB	MAR	APR	MAY	JUN	JUL	AUG	SEP	OCT	NOV	DEC	TOTAL
Assault Based Critical Incidents													
Employee Victim (includes contractual staff)													
Category I													0
Category II													0
Category III													0
Category IV													0
Category V								1		1			2
Category VI													0
Subtotal (Employee Victim Assault)	0	0	0	0	0	0	0	1	0	1	0	0	2
Prisoner Victim													
Category I													0
Category II													0
Category III													0
Category IV													0
Category V			1									1	2
Category VI													0
Subtotal (Prisoner Victim Assault)	0	0	1	0	0	0	0	0	0	0	0	1	2
Non-Assault Based Critical Incidents													
Employee													
Accidental Death													0
Natural Death													0
Arrest for Felony or Misdemeanor		1	1			1						1	4
Firearm Discharge													0
Chemical Agent Discharge	2	2	1	2		3	3		1		1	1	16
Use of Force for Prisoner Control	2	6	5	7	3	7	7	3	2	4	6	11	63
Taser Deployment (when reported as secondary event)		2	1	2	1	2	3	3	1		1	5	21
Loss or Theft of Firearm, Chemical Agent or Ammo													0
Suicide													0
Suicide Attempts													0
Miscellaneous (includes: key/tool control, misconduct, reasonable suspicion, stop orders)					1				1				2
Subtotal (Employee Non-Assault)	4	11	8	11	5	13	13	6	5	4	8	18	106
Prisoner													
Accidental Death													0
Natural Death													0
Other Death - Homicide													0
Escape													0
Escape Attempt													0
Drug Overdose													0
Suicide													0
Suicide Attempts / Self Injury								1					1
Subtotal (Prisoner Non-Assault)	0	0	0	0	0	0	0	1	0	0	0	0	1
Other													
Natural Disaster/Physical Plant													0
Riot/Disturbance/Demonstration													0
Hostage Incident													0
Visitor Related	1												1
Possession drug, weapon, contraband, smuggling	1		1						1				3
Medical emergency, quarantine, exposure, accident, unusual events		1								1			2
Subtotal ("Other")	2	1	1	0	0	0	0	0	1	1	0	0	6
Grand Total	6	12	10	11	5	13	13	8	6	6	8	19	117

Michigan Department of Corrections, Public Act 166 of 2020 Boilerplate Reporting
Critical Incident Reports, Section 911, January 1, 2020-December 31, 2020

Saginaw Correctional Facility, 9625 Pierce Road, Freeland, MI 48623

Incidents which occurred off duty.		JAN	FEB	MAR	APR	MAY	JUN	JUL	AUG	SEP	OCT	NOV	DEC	TOTAL
Assault Based Critical Incidents														
Employee Victim (includes contractual staff)														
Category I														0
Category II														0
Category III														0
Category IV														0
Category V							4							4
Category VI														0
Subtotal (Employee Victim Assault)		0	0	0	0	0	4	0	0	0	0	0	0	4
Prisoner Victim														
Category I							3						1	4
Category II														0
Category III														0
Category IV														0
Category V		1						2	1	1		1		6
Category VI														0
Subtotal (Prisoner Victim Assault)		1	0	0	0	0	3	2	1	1	0	1	1	10
Non-Assault Based Critical Incidents														
Employee														
Accidental Death														0
Natural Death														0
Arrest for Felony or Misdemeanor													1	1
Firearm Discharge														0
Chemical Agent Discharge (when reported as secondary event)			1			1		1	1	1	1			6
Use of Force for Prisoner Control		3	3	2	5	5	1	4	3	1	2	4	6	39
Taser Deployment		3	2		4	2	2	3	2		1	2	4	25
Loss or Theft of Firearm, Chemical Agent or Ammo														0
Suicide														0
Suicide Attempts														0
Miscellaneous (includes: key/tool control, misconduct, reasonable suspicion, stop orders)								1						1
Subtotal (Employee Non-Assault)		6	6	2	9	8	3	9	6	2	4	6	11	72
Prisoner														
Accidental Death														0
Natural Death														0
Other Death - Homicide														0
Escape														0
Escape Attempt														0
Drug Overdose														0
Suicide														0
Suicide Attempts / Self Injury			2									1		3
Subtotal (Prisoner Non-Assault)		0	2	0	0	0	0	0	0	0	0	1	0	3
Other														
Natural Disaster/Physical Plant					1		1							2
Riot/Disturbance/Demonstration														0
Hostage Incident														0
Visitor Related														0
Possession drug, weapon, contraband, smuggling												1		1
Medical emergency, quarantine, exposure, accident, unusual events		2	1			1		1			1			6
Subtotal ("Other")		2	1	0	1	1	1	1	0	0	1	1	0	9
Grand Total		9	9	2	10	9	11	12	7	3	5	9	12	98

Michigan Department of Corrections, Public Act 166 of 2020 Boilerplate Reporting
 Critical Incident Reports, Section 911, January 1, 2020-December 31, 2020

Central Michigan Correctional Facility, 8201 N. Croswell Road, St. Louis, MI 48880

Incidents which occurred off duty.		JAN	FEB	MAR	APR	MAY	JUN	JUL	AUG	SEP	OCT	NOV	DEC	TOTAL
Assault Based Critical Incidents														
Employee Victim (includes contractual staff)														
Category I														0
Category II														0
Category III														0
Category IV														0
Category V												1		1
Category VI														0
Subtotal (Employee Victim Assault)		0	0	0	0	0	0	0	0	0	0	1	0	1
Prisoner Victim														
Category I														0
Category II														0
Category III														0
Category IV														0
Category V		1			1	1					2			5
Category VI														0
Subtotal (Prisoner Victim Assault)		1	0	0	1	1	0	0	0	0	2	0	0	5
Non-Assault Based Critical Incidents														
Employee														
Accidental Death														0
Natural Death														0
Arrest for Felony or Misdemeanor				1			1		1	1				4
Firearm Agent Discharge														0
Chemical Agent Discharge			1		4		1	1		1			2	10
Use of Force for Prisoner Control			1	1	4	1	1	1		1	1	2	3	16
Taser Deployment				1			1							2
Loss or Theft of Firearm, Chemical Agent or Ammo														0
Suicide														0
Suicide Attempts														0
Miscellaneous (includes: key/tool control, misconduct, reasonable suspicion, stop orders)											1			1
Subtotal (Employee Non-Assault)		0	2	3	8	1	4	2	1	3	2	2	5	33
Prisoner														
Accidental Death														0
Natural Death										1	1			2
Other Death - Homicide														0
Escape														0
Escape Attempt														0
Drug Overdose		1						1						2
Suicide														0
Suicide Attempts / Self Injury														0
Subtotal (Prisoner Non-Assault)		1	0	0	0	0	0	1	0	1	1	0	0	4
Other														
Natural Disaster/Physical Plant						1								1
Riot/Disturbance/Demonstration					1									1
Hostage Incident														0
Visitor Related														0
Possession drug, weapon, contraband, smuggling		1											1	2
Medical emergency, quarantine, exposure, accident, unusual events							1							1
Subtotal ("Other")		1	0	0	1	1	1	0	0	0	0	0	1	5
Grand Total		3	2	3	10	3	5	3	1	4	5	3	6	48

Michigan Department of Corrections, Public Act 166 of 2020 Boilerplate Reporting
Critical Incident Reports, Section 911, January 1, 2020-December 31, 2020

Chippewa Correctional Facility, 4269 W. M-80, Kincheloe, MI 49784

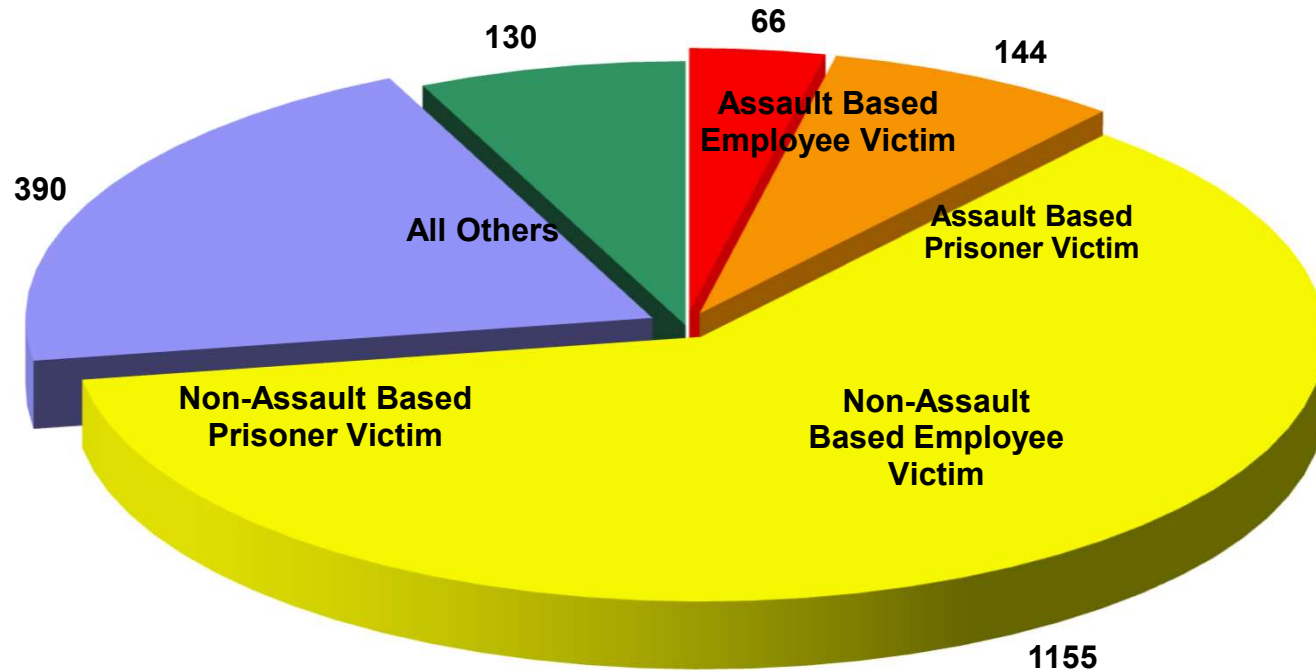
Incidents which occurred off duty.	JAN	FEB	MAR	APR	MAY	JUN	JUL	AUG	SEP	OCT	NOV	DEC	TOTAL
Assault Based Critical Incidents													
Employee Victim (includes contractual staff)													
Category I													0
Category II													0
Category III													0
Category IV													0
Category V					1			1		1	1		4
Category VI													0
Subtotal (Employee Victim Assault)	0	0	0	0	1	0	0	1	0	1	1	0	4
Prisoner Victim													
Category I													0
Category II													0
Category III													0
Category IV													0
Category V		2	1	4	3	3		1	1	2	2		19
Category VI													0
Subtotal (Prisoner Victim Assault)	0	2	1	4	3	3	0	1	1	2	2	0	19
Non-Assault Based Critical Incidents													
Employee													
Accidental Death													0
Natural Death													0
Arrest for Felony or Misdemeanor		2									1		3
Firearm Discharge									1				1
Chemical Agent Discharge	3	2	4	2	1	5	3	5	1	4	4	1	35
Use of Force for Prisoner Control	7	6	10	5	7	10	7	10	12	10	10	6	100
Taser Deployment	2	4	3	3	5	3	4	3	9	4	4	2	46
Loss or Theft of Firearm, Chemical Agent or Ammo													0
Suicide													0
Suicide Attempts													0
Miscellaneous (includes: key/tool control, misconduct, reasonable suspicion, stop orders)	1												1
Subtotal (Employee Non-Assault)	13	14	17	10	13	18	14	18	23	18	19	9	186
Prisoner													
Accidental Death													0
Natural Death				1								1	2
Other Death - Homicide													0
Escape													0
Escape Attempt								1					1
Drug Overdose	2	1			2	2	3	2	2	3	1	3	21
Suicide													0
Suicide Attempts / Self Injury													0
Subtotal (Prisoner Non-Assault)	2	1	0	1	2	2	3	3	2	3	1	4	24
Other													
Natural Disaster/Physical Plant	2												2
Riot/Disturbance/Demonstration													0
Hostage Incident													0
Visitor Related													0
Possession drug, weapon, contraband, smuggling					1								1
Medical emergency, quarantine, exposure, accident, unusual events							1		1				2
Subtotal ("Other")	2	0	0	0	1	0	1	0	1	0	0	0	5
Grand Total	17	17	18	15	20	23	18	23	27	24	23	13	238

Michigan Department of Corrections, Public Act 166 of 2020 Boilerplate Reporting
Critical Incident Reports, Section 911, January 1, 2020-December 31, 2020

Southern Region, 3955 Cooper Street, Jackson, MI 49201-7522

Incidents which occurred off duty.		JAN	FEB	MAR	APR	MAY	JUN	JUL	AUG	SEP	OCT	NOV	DEC	TOTAL
Assault Based Critical Incidents														
Employee Victim (includes contractual staff)														
Category I					1		1	1	1		1		1	6
Category II														0
Category III														0
Category IV		1	1	1		1				1		1		6
Category V		3	4	3	2	2	5	7	6	6	6	3	7	54
Category VI														0
Subtotal (Employee Victim Assault)		4	5	4	3	3	6	8	7	7	7	4	8	66
Prisoner Victim														
Category I		3	1	3		2		2	2		1	1	2	17
Category II														0
Category III							1				1			2
Category IV				2					2					4
Category V		10	5	11	12	11	15	6	10	10	9	13	9	121
Category VI														0
Subtotal (Prisoner Victim Assault)		13	6	16	12	13	16	8	14	10	11	14	11	144
Non-Assault Based Critical Incidents														
Employee														
Accidental Death														0
Natural Death														0
Arrest for Felony or Misdemeanor		4	6	6	3	3	7	4	4	4	3	1	4	49
Firearm Discharge			3											3
Chemical Agent Discharge (when reported as secondary event)		14	6	25	15	16	24	20	19	16	23	14	14	206
Use of Force for Prisoner Control		31	16	78	61	58	66	59	60	56	70	58	66	679
Taser Deployment (when reported as secondary event)		18	16	23	20	19	9	11	12	14	28	19	18	207
Loss or Theft of Firearm, Chemical Agent or Ammo														0
Suicide														0
Suicide Attempts														0
Miscellaneous (includes: key/tool control, misconduct, reasonable suspicion, stop orders)		1	2			2	1	2		1	1	1		11
Subtotal (Employee Non-Assault)		68	49	132	99	98	107	96	95	91	125	93	102	1155
Prisoner														
Accidental Death		2		3		1		2	1					9
Natural Death		2	1	1	4	1	2		1		1	1		14
Other Death - Homicide														0
Escape														0
Escape Attempt									1					1
Drug Overdose		5	2	3	5	6	7	6	8	6	17	8	11	84
Suicide		1		3				1	1					6
Suicide Attempts / Self injury		13	19	20	13	15	17	27	39	22	24	40	27	276
Subtotal (Prisoner Non-Assault)		23	22	30	22	23	26	36	51	28	42	49	38	390
Other														
Natural Disaster/Physical Plant		11	1	4	2	2	5	3	1	6	1	2	1	39
Riot/Disturbance/Demonstration				1	1	1						1	1	5
Hostage Incident														0
Visitor Related		1												1
Possession drug, weapon, contraband, smuggling		4	1		2	1			1	4	2	3	1	19
Medical emergency, quarantine, exposure, accident, unusual events		5	6	9	6	8	5	1	9	2	5	5	5	66
Subtotal ("Other")		21	8	14	11	12	10	4	11	12	8	11	8	130
Grand Total		129	90	196	147	149	165	152	178	148	193	171	167	1885

Jackson Area Region: Critical Incident Totals, 2020



There were 1623 Critical Incidents in the Jackson Region. The data was compiled from 17 Correctional Facilities from January 1, 2020 - December 31, 2020.

Michigan Department of Corrections, Public Act 166 of 2020 Boilerplate Reporting
Critical Incident Reports, Section 911, January 1, 2020-December 31, 2020

Gus Harrison Correctional Facility, 2727 E. Beecher St., Adrian, MI 49221

Incidents which occurred off duty.														JAN	FEB	MAR	APR	MAY	JUN	JUL	AUG	SEP	OCT	NOV	DEC	TOTAL	
Assault Based Critical Incidents																											
Employee Victim (includes contractual staff)																											
Category I																					1						1
Category II																											0
Category III																											0
Category IV																											0
Category V																	1				1						2
Category VI																											0
Subtotal (Employee Victim Assault)														0	0	0	1	0	0	0	2	0	0	0	0	0	3
Prisoner Victim																											
Category I																				1							1
Category II																											0
Category III																											0
Category IV																											0
Category V														2		1		4	5			2				1	15
Category VI																											0
Subtotal (Prisoner Victim Assault)														2	0	1	0	4	5	1	0	2	0	0	1	16	
Non-Assault Based Critical Incidents																											
Employee																											
Accidental Death																											0
Natural Death																											0
Arrest for Felony or Misdemeanor																1			1	1		1	1				5
Firearm Discharge																											0
Chemical Agent Discharge (when reported as secondary event)																			1		2	3	2	4	2		14
Use of Force for Prisoner Control														3	1	5	6	4	6	2	3	7	9	6	10		62
Taser Deployment (when reported as secondary event)															2	2	2	1	2	1	1	1	7	2	4		25
Loss or Theft of Firearm, Chemical Agent or Ammo																											0
Suicide																											0
Suicide Attempts																											0
Miscellaneous (includes: key/tool control, misconduct, reasonable suspicion, stop orders)															1												1
Subtotal (Employee Non-Assault)														3	4	8	8	5	10	4	6	12	19	12	16	107	
Prisoner																											
Accidental Death																				1							1
Natural Death																			1								1
Other Death - Homicide																											0
Escape																											0
Escape Attempt																											0
Drug Overdose															1	2	1		1	1		2		1			9
Suicide																				1							1
Suicide Attempts / Self Injury														3	4	1	1		1	10	10	8	4	8	9		59
Subtotal (Prisoner Non-Assault)														3	5	3	2	0	3	13	10	10	4	9	9	71	
Other																											
Natural Disaster/Physical Plant																											0
Riot/Disturbance/Demonstration																		1									1
Hostage Incident																											0
Visitor Related																											0
Possession drug, weapon, contraband, smuggling																											0
Medical emergency, quarantine, exposure, accident, unusual events																	1	1	1		1			1			5
Subtotal ("Other")														0	0	0	1	2	1	0	1	0	0	1	0	0	6
Grand Total														8	9	12	12	11	19	18	19	24	23	22	26	203	

Michigan Department of Corrections, Public Act 166 of 2020 Boilerplate Reporting
 Critical Incident Reports, Section 911, January 1, 2020-December 31, 2020

Detroit Detention Center - 17601 Mound Rd., Detroit, MI 48212

Incidents which occurred off duty.	JAN	FEB	MAR	APR	MAY	JUN	JUL	AUG	SEP	OCT	NOV	DEC	TOTAL
Assault Based Critical Incidents													
Employee Victim (includes contractual staff)													
Category I													0
Category II													0
Category III													0
Category IV		1											1
Category V						2			1	1			4
Category VI													0
Subtotal (Employee Victim Assault)	0	1	0	0	0	2	0	0	1	1	0	0	5
Prisoner Victim													
Category I													0
Category II													0
Category III													0
Category IV													0
Category V						1							1
Category VI													0
Subtotal (Prisoner Victim Assault)	0	0	0	0	0	1	0	0	0	0	0	0	0
Non-Assault Based Critical Incidents													
Employee													
Accidental Death													0
Natural Death													0
Arrest for Felony or Misdemeanor	1								1				2
Firearm Discharge													0
Chemical Agent Discharge (when reported as secondary event)					1								1
Use of Force for Prisoner Control	1	2	3	1	2	1		1		1	1		13
Taser Deployment (when reported as secondary event)		1	1							1	1		4
Loss or Theft of Firearm, Chemical Agent or Ammo													0
Suicide													0
Suicide Attempts													0
Miscellaneous (includes: key/tool control, misconduct, reasonable suspicion, stop orders)													0
Subtotal (Employee Non-Assault)	2	3	4	1	3	1	0	1	1	2	2	0	20
Prisoner													
Accidental Death													0
Natural Death													0
Other Death - Homicide													0
Escape													0
Escape Attempt													0
Drug Overdose													0
Suicide													0
Suicide Attempts / Self Injury		1		1							1		3
Subtotal (Prisoner Non-Assault)	0	1	0	1	0	0	0	0	0	0	1	0	3
Other													
Natural Disaster/Physical Plant					1	1							2
Riot/Disturbance/Demonstration													0
Hostage Incident													0
Visitor Related													0
Possession drug, weapon, contraband, smuggling	1	1							1				3
Medical emergency, quarantine, exposure, accident, unusual events	2							1	1		1		5
Subtotal ("Other")	2	1	0	0	0	0	0	1	1	1	1	0	0
Grand Total	2	5	4	2	3	3	0	1	2	3	3	0	28

Michigan Department of Corrections, Public Act 166 of 2020 Boilerplate Reporting
Critical Incident Reports, Section 911, January 1, 2020-December 31, 2020

Detroit Reentry Center - 17600 Ryan Rd., Detroit, MI 48212

Incidents which occurred off duty	JAN	FEB	MAR	APR	MAY	JUN	JUL	AUG	SEP	OCT	NOV	DEC	TOTAL
Assault Based Critical Incidents													
Employee Victim (includes contractual staff)													
Category I													0
Category II													0
Category III													0
Category IV													0
Category V			1			1	1						3
Category VI													0
Subtotal (Employee Victim Assault)	0	0	1	0	0	1	1	0	0	0	0	0	3
Prisoner Victim													
Category I			1										1
Category II													0
Category III													0
Category IV													0
Category V	1						1						2
Category VI													0
Subtotal (Prisoner Victim Assault)	1	0	1	0	0	0	1	0	0	0	0	0	3
Non-Assault Based Critical Incidents													
Employee													
Accidental Death													0
Natural Death													0
Arrest for Felony or Misdemeanor													0
Firearm Discharge													0
Chemical Agent Discharge (when reported as secondary event)													0
Use of Force for Prisoner Control													0
Taser Deployment (when reported as secondary event)													0
Loss or Theft of Firearm, Chemical Agent or Ammo													0
Suicide													0
Suicide Attempts													0
Miscellaneous (includes: key/tool control, misconduct, reasonable suspicion, stop orders)	1					1	1						3
Subtotal (Employee Non-Assault)	1	0	0	0	0	1	1	0	0	0	0	0	3
Prisoner													
Accidental Death													0
Natural Death						1							1
Other Death - Homicide													0
Escape													0
Escape Attempt								1					1
Drug Overdose													0
Suicide													0
Suicide Attempts / Self Injury													0
Subtotal (Prisoner Non-Assault)	0	0	0	0	0	1	0	1	0	0	0	0	2
Other													
Natural Disaster/Physical Plant													0
Riot/Disturbance/Demonstration													0
Hostage Incident													0
Visitor Related													0
Possession drug, weapon, contraband, smuggling													0
Medical emergency, quarantine, exposure, accident, unusual events			1					1		1			3
Subtotal ("Other")	0	0	1	0	0	0	0	1	0	1	0	0	3
Grand Total	2	0	3	0	0	3	3	2	0	1	0	0	14

Michigan Department of Corrections, Public Act 166 of 2020 Boilerplate Reporting
Critical Incident Reports, Section 911, January 1, 2020-December 31, 2020

Bellamy Creek Correctional Facility, 1727 W. Bluewater Highway, Ionia, MI 48846

Incidents which occurred off duty.		JAN	FEB	MAR	APR	MAY	JUN	JUL	AUG	SEP	OCT	NOV	DEC	TOTAL
Assault Based Critical Incidents														
Employee Victim (includes contractual staff)														
Category I					1			1						2
Category II														0
Category III														0
Category IV														0
Category V		1		1					2					4
Category VI														0
Subtotal (Employee Victim Assault)		1	0	1	1	0	0	1	2	0	0	0	0	6
Prisoner Victim														
Category I			1					1			1			3
Category II														0
Category III														0
Category IV														0
Category V		1			1				1			1		4
Category VI														0
Subtotal (Prisoner Victim Assault)		1	1	0	1	0	0	1	1	0	1	1	0	7
Non-Assault Based Critical Incidents														
Employee														
Accidental Death														0
Natural Death														0
Arrest for Felony or Misdemeanor			2			1			1		1	1	3	9
Firearm Discharge														0
Chemical Agent Discharge (when reported as secondary event)		3	1	1	1	2	2					2	3	15
Use of Force for Prisoner Control		7		5	7	11	4	5	5	3	4	8	12	71
Taser Deployment (when reported as secondary event)		3	2	4	4	4		3	4	3	3	4	4	38
Loss or Theft of Firearm, Chemical Agent or Ammo														0
Suicide														0
Suicide Attempts														0
Miscellaneous (includes: key/tool control, misconduct, reasonable suspicion, stop orders)														0
Subtotal (Employee Non-Assault)		13	5	10	12	18	6	8	10	6	8	15	22	133
Prisoner														
Accidental Death														0
Natural Death														0
Other Death - Homicide														0
Escape														0
Escape Attempt														0
Drug Overdose									1					1
Suicide														0
Suicide Attempts / Self Injury			2	1			1		1					5
Subtotal (Prisoner Non-Assault)		0	2	1	0	0	1	0	2	0	0	0	0	6
Other														
Natural Disaster/Physical Plant								1		1				2
Riot/Disturbance/Demonstration														0
Hostage Incident														0
Visitor Related											0			0
Possession drug, weapon, contraband, smuggling					1				1		1			3
Medical emergency, quarantine, exposure, accident, unusual events			2		3	1	1	1	3			1		12
Subtotal ("Other")		0	2	0	4	1	1	2	4	1	1	1	0	17
Grand Total		15	10	12	18	19	8	12	19	7	10	17	22	169

Michigan Department of Corrections, Public Act 166 of 2020 Boilerplate Reporting
Critical Incident Reports, Section 911, January 1, 2020-December 31, 2020

Ionia Correctional Facility, 1576 W. Bluewater Highway, Ionia, MI 48846

Incidents which occurred off duty.		JAN	FEB	MAR	APR	MAY	JUN	JUL	AUG	SEP	OCT	NOV	DEC	TOTAL
Assault Based Critical Incidents														
Employee Victim (includes contractual staff)														
Category I														0
Category II														0
Category III														0
Category IV														0
Category V										1				1
Category VI														0
Subtotal (Employee Victim Assault)		0	0	0	0	0	0	0	0	1	0	0	0	1
Prisoner Victim														
Category I														0
Category II														0
Category III														0
Category IV														0
Category V						1						2		3
Category VI														0
Subtotal (Prisoner Victim Assault)		0	0	0	0	1	0	0	0	0	0	2	0	3
Non-Assault Based Critical Incidents														
Employee														
Accidental Death														0
Natural Death														0
Arrest for Felony or Misdemeanor					1	1								2
Firearm Discharge			1											1
Chemical Agent Discharge (when reported as secondary e	5	3	13	5	5	6	8	4	1	7	3	4		64
Use of Force for Prisoner Control	5	2	16	11	9	11	12	8	5	14	8	5		106
Taser Deployment	1	2	4	4	3	4	2	3	3	6	4	1		37
Loss or Theft of Firearm, Chemical Agent or Ammo														0
Suicide														0
Suicide Attempts														0
Miscellaneous (includes: key/tool control, misconduct, reasonable suspicion, stop orders)									1			1		2
Subtotal (Employee Non-Assault)	11	8	33	21	18	21	22	15	10	27	16	10		212
Prisoner														
Accidental Death			1											1
Natural Death														0
Other Death - Homicide														0
Escape														0
Escape Attempt														0
Drug Overdose						1								1
Suicide			1											1
Suicide Attempts / Self Injury	1	1	1			1		1					1	6
Subtotal (Prisoner Non-Assault)	1	1	3	0	0	2	0	1	0	0	0	0	1	9
Other														
Natural Disaster/Physical Plant												1		1
Riot/Disturbance/Demonstration														0
Hostage Incident														0
Visitor Related														0
Possession drug, weapon, contraband, smuggling														0
Medical emergency, quarantine, exposure, accident, unusual events			2		1									3
Subtotal ("Other")	0	0	2	0	1	0	0	0	0	0	0	1	0	4
Grand Total		12	9	38	21	20	23	22	16	11	27	19	11	229

Michigan Department of Corrections, Public Act 166 of 2020 Boilerplate Reporting
Critical Incident Reports, Section 911, January 1, 2020-December 31, 2020

G. Robert Cotton Correctional Facility, 3500 N. Elm Road, Jackson, MI 49201

Incidents which occurred off duty.	JAN	FEB	MAR	APR	MAY	JUN	JUL	AUG	SEP	OCT	NOV	DEC	TOTAL
Assault Based Critical Incidents													
Employee Victim (includes contractual staff)													
Category I													0
Category II													0
Category III													0
Category IV													0
Category V												2	2
Category VI													0
Subtotal (Employee Victim Assault)	0	0	0	0	0	0	0	0	0	0	0	2	2
Prisoner Victim													
Category I												1	1
Category II													0
Category III													0
Category IV													0
Category V			2	1		4	1	3	3	4	2	2	22
Category VI													0
Subtotal (Prisoner Victim Assault)	0	0	2	1	0	4	1	3	3	4	2	3	23
Non-Assault Based Critical Incidents													
Employee													
Accidental Death													0
Natural Death													0
Arrest for Felony or Misdemeanor		1			1			1					3
Firearm Discharge													0
Chemical Agent Discharge		1					1	2		1			5
Use of Force for Prisoner Control	1	2	2	2	3	1	5	5	2	5	2	4	34
Taser Deployment	2			1	2		1	1	2	2	1	3	15
Loss or Theft of Firearm, Chemical Agent or Ammo													0
Suicide													0
Suicide Attempts													0
Miscellaneous (includes: key/tool control, misconduct, reasonable suspicion, stop orders)													0
Subtotal (Employee Non-Assault)	3	4	2	3	6	1	7	9	4	8	3	7	57
Prisoner													
Accidental Death													0
Natural Death		1											1
Other Death - Homicide													0
Escape													0
Escape Attempt													0
Drug Overdose					1	1	1	1	1		1	3	9
Suicide													0
Suicide Attempts / Self Injury			1			1							2
Subtotal (Prisoner Non-Assault)	0	1	1	0	1	2	1	1	1	0	1	3	12
Other													
Natural Disaster/Physical Plant													0
Riot/Disturbance/Demonstration			1										1
Hostage Incident													0
Visitor Related	1												1
Possession drug, weapon, contraband, smuggling	1												1
Medical emergency, quarantine, exposure, accident, unusual events	1		3	1									5
Subtotal ("Other")	3	0	4	1	0	0	0	0	0	0	0	0	8
Grand Total	6	5	9	5	7	7	9	13	8	12	6	15	102

Michigan Department of Corrections, Public Act 166 of 2020 Boilerplate Reporting
Critical Incident Reports, Section 911, January 1, 2020-December 31, 2020

Cooper Street Correctional Facility, 3100 N. Elm Road, Jackson, MI 49201

Incidents which occurred off duty.		JAN	FEB	MAR	APR	MAY	JUN	JUL	AUG	SEP	OCT	NOV	DEC	TOTAL
Assault Based Critical Incidents														
Employee Victim (includes contractual staff)														
Category I														0
Category II														0
Category III														0
Category IV														0
Category V						1								1
Category VI														0
Subtotal (Employee Victim Assault)		0	0	0	0	1	0	0	0	0	0	0	0	1
Prisoner Victim														
Category I						1								1
Category II														0
Category III														0
Category IV														0
Category V						1			1		1			3
Category VI														0
Subtotal (Prisoner Victim Assault)		0	0	0	0	2	0	0	1	0	1	0	0	4
Non-Assault Based Critical Incidents														
Employee														
Accidental Death														0
Natural Death														0
Arrest for Felony or Misdemeanor		1					1							2
Firearm Discharge														0
Chemical Agent Discharge							1							1
Use of Force for Prisoner Control			1		3		1	1	1		2	1	2	12
Taser Deployment			1		1									2
Loss or Theft of Firearm, Chemical Agent or Ammo														0
Suicide														0
Suicide Attempts														0
Miscellaneous (includes: key/tool control, misconduct, reasonable suspicion, stop orders)						1								1
Subtotal (Employee Non-Assault)		1	2	0	4	1	3	1	1	0	2	1	2	18
Prisoner														
Accidental Death														0
Natural Death														0
Other Death - Homicide														0
Escape														0
Escape Attempt														0
Drug Overdose														0
Suicide														0
Suicide Attempts / Self Injury														0
Subtotal (Prisoner Non-Assault)		0	0	0	0	0	0	0	0	0	0	0	0	0
Other														
Natural Disaster/Physical Plant							1		1		1			3
Riot/Disturbance/Demonstration												1		1
Hostage Incident														0
Visitor Related														0
Possession drug, weapon, contraband, smuggling		1											1	2
Medical emergency, quarantine, exposure, accident, unusual events			1			1								2
Subtotal ("Other")		1	1	0	0	1	1	0	1	0	1	1	1	8
Grand Total		2	3	0	4	5	4	1	3	0	4	2	3	31

Michigan Department of Corrections, Public Act 166 of 2020 Boilerplate Reporting
Critical Incident Reports, Section 911, January 1, 2020-December 31, 2020

Lakeland Correctional Facility, 141 First Street, Coldwater, MI 49036

Incidents which occurred off duty.		JAN	FEB	MAR	APR	MAY	JUN	JUL	AUG	SEP	OCT	NOV	DEC	TOTAL
Assault Based Critical Incidents														
Employee Victim (includes contractual staff)														
Category I														0
Category II														0
Category III														0
Category IV														0
Category V						1								1
Category VI														0
Subtotal (Employee Victim Assault)		0	0	0	0	1	0	0	0	0	0	0	0	1
Prisoner Victim														
Category I														0
Category II														0
Category III														0
Category IV														0
Category V		1	1			1	1	1	1	1		1		8
Category VI														0
Subtotal (Prisoner Victim Assault)		0	1	1	0	1	1	1	1	1	0	1	0	8
Non-Assault Based Critical Incidents														
Employee														
Accidental Death														0
Natural Death														0
Arrest for Felony or Misdemeanor					1		1	1						3
Firearm Discharge														0
Chemical Agent Discharge										3			2	5
Use of Force for Prisoner Control	1		2	2	2	1	1	1	5	1	2	3		21
Taser Deployment	1		1	2	3			1			1	1	1	11
Loss or Theft of Firearm, Chemical Agent or Ammo														0
Suicide														0
Suicide Attempts														0
Miscellaneous (includes: key/tool control, misconduct, reasonable suspicion, stop orders)														0
Subtotal (Employee Non-Assault)	2	0	3	5	5	2	2	2	8	2	3	6		40
Prisoner														
Accidental Death														0
Natural Death	1											1		2
Other Death - Homicide														0
Escape														0
Escape Attempt														0
Drug Overdose	1	1	1						1	1				5
Suicide														0
Suicide Attempts / Self Injury			1					1			2			4
Subtotal (Prisoner Non-Assault)	2	1	2	0	0	0	0	1	1	1	3	0		11
Other														
Natural Disaster/Physical Plant														0
Riot/Disturbance/Demonstration														0
Hostage Incident														0
Visitor Related														0
Possession drug, weapon, contraband, smuggling									2		1			3
Medical emergency, quarantine, exposure, accident, unusual events			1		1	1					1			4
Subtotal ("Other")	0	0	1	0	1	1	0	0	2	1	1	0		7
Grand Total		4	2	7	5	8	4	3	4	12	4	8	6	67

Michigan Department of Corrections, Public Act 166 of 2020 Boilerplate Reporting
Critical Incident Reports, Section 911, January 1, 2020-December 31, 2020

Macomb Correctional Facility 34625 26 Mile Road, Lenox Township, MI 48048

Incidents which occurred off duty.		JAN	FEB	MAR	APR	MAY	JUN	JUL	AUG	SEP	OCT	NOV	DEC	TOTAL
Assault Based Critical Incidents														
Employee Victim (includes contractual staff)														
Category I							1						1	2
Category II														0
Category III														0
Category IV														0
Category V		1						1			1		2	5
Category VI														0
Subtotal (Employee Victim Assault)		1	0	0	0	0	1	1	0	0	1	0	3	7
Prisoner Victim														
Category I														0
Category II														0
Category III														0
Category IV														0
Category V					3	1	2	1	1	1	1	2	1	13
Category VI														0
Subtotal (Prisoner Victim Assault)		0	0	0	3	1	2	1	1	1	1	2	1	13
Non-Assault Based Critical Incidents														
Employee														
Accidental Death														0
Natural Death														0
Arrest for Felony or Misdemeanor		1	2							1	1			5
Firearm Discharge														0
Chemical Agent Discharge (when reported as secondary event)				2		1	2	2	3	2	3	1	1	17
Use of Force for Prisoner Control			3	6	2	6	4	5	9	7	10	5	8	65
Taser Deployment (when reported as secondary event)		3	2	3	1	2					3	2	2	18
Loss or Theft of Firearm, Chemical Agent or Ammo														0
Suicide														0
Suicide Attempts														0
Miscellaneous (includes: key/tool control, misconduct, reasonable suspicion, stop orders)														0
Subtotal (Employee Non-Assault)		4	7	11	3	9	6	7	12	10	17	8	11	105
Prisoner														
Accidental Death				1										1
Natural Death					1				1					2
Other Death - Homicide														0
Escape														0
Escape Attempt														0
Drug Overdose									1		4	1	2	8
Suicide				1										1
Suicide Attempts / Self Injury		1		1		2	1	1	5	2	7	9	4	33
Subtotal (Prisoner Non-Assault)		1	0	3	1	2	1	1	7	2	11	10	6	45
Other														
Natural Disaster/Physical Plant		4								1				5
Riot/Disturbance/Demonstration														0
Hostage Incident														0
Visitor Related														0
Possession drug, weapon, contraband, smuggling												2		2
Medical emergency, quarantine, exposure, accident, unusual events									1	1			1	3
Subtotal ("Other")		4	0	0	0	0	0	0	0	2	1	2	1	10
Grand Total		10	7	14	7	12	10	10	20	15	31	22	22	180

Michigan Department of Corrections, Public Act 166 of 2020 Boilerplate Reporting
Critical Incident Reports, Section 911, January 1, 2020-December 31, 2020

Richard A. Handlon Correctional Facility, 1728 Bluewater Highway, Ionia, MI 48846

Incidents which occurred off duty.		JAN	FEB	MAR	APR	MAY	JUN	JUL	AUG	SEP	OCT	NOV	DEC	TOTAL
Assault Based Critical Incidents														
Employee Victim (includes contractual staff)														
Category I														0
Category II														0
Category III														0
Category IV														0
Category V														0
Category VI														0
Subtotal (Employee Victim Assault)		0	0	0	0	0	0	0	0	0	0	0	0	0
Prisoner Victim														
Category I													1	1
Category II														0
Category III														0
Category IV														0
Category V							1	1						2
Category VI														0
Subtotal (Prisoner Victim Assault)		0	0	0	0	0	1	1	0	0	0	0	1	3
Non-Assault Based Critical Incidents														
Employee														
Accidental Death														0
Natural Death														0
Arrest for Felony or Misdemeanor														0
Firearm Discharge														0
Chemical Agent Discharge				1				1	2					4
Use of Force for Prisoner Control		2	1	2	1	1		2	6	2			1	18
Taser Deployment		2	1	1	1				1	2			1	9
Loss or Theft of Firearm, Chemical Agent or Ammo														0
Suicide														0
Suicide Attempts														0
Miscellaneous (includes: key/tool control, misconduct, reasonable suspicion, stop orders)														0
Subtotal (Employee Non-Assault)		4	2	4	2	1	0	3	9	4	0	0	2	31
Prisoner														
Accidental Death		1												1
Natural Death														0
Other Death - Homicide														0
Escape														0
Escape Attempt														0
Drug Overdose		1						1	1		10	1	4	18
Suicide														0
Suicide Attempts / Self Injury		2		2							1	1		6
Subtotal (Prisoner Non-Assault)		4	0	2	0	0	0	1	1	0	11	2	4	25
Other														
Natural Disaster/Physical Plant		1						1		1		1		4
Riot/Disturbance/Demonstration														0
Hostage Incident														0
Visitor Related														0
Possession drug, weapon, contraband, smuggling						1								1
Medical emergency, quarantine, exposure, accident, unusual events												1	2	3
Subtotal ("Other")		1	0	0	0	1	0	1	0	1	0	2	2	8
Grand Total		9	2	6	2	2	1	6	10	5	11	4	9	67

Michigan Department of Corrections, Public Act 166 of 2020 Boilerplate Reporting
Critical Incident Reports, Section 911, January 1, 2020-December 31, 2020

Charles Egeler Reception/Guidance Center & Duane Waters Health Care, 3855 Cooper Street, Jackson, MI 49201

Incidents which occurred off duty.		JAN	FEB	MAR	APR	MAY	JUN	JUL	AUG	SEP	OCT	NOV	DEC	TOTAL
Assault Based Critical Incidents														
Employee Victim (includes contractual staff)														
Category I											1			1
Category II														0
Category III														0
Category IV		1								1				2
Category V			1	1				1			1	1	1	6
Category VI														0
Subtotal (Employee Victim Assault)		1	1	1	0	0	0	1	0	1	2	1	1	9
Prisoner Victim														
Category I		1		1		1			2					5
Category II														0
Category III														0
Category IV														0
Category V		3	2	3	3						1	2	2	16
Category VI														0
Subtotal (Prisoner Victim Assault)		4	2	4	3	1	0	0	2	0	1	2	2	21
Non-Assault Based Critical Incidents														
Employee														
Accidental Death														0
Natural Death														0
Arrest for Felony or Misdemeanor				1				2	1					4
Firearm Discharge														0
Chemical Agent Discharge (when reported as secondary event)						2				1			1	4
Use of Force for Prisoner Control			1	5	7	4	3	3	1	3	4	5	4	40
Taser Deployment (when reported as secondary event)			1	2	3	1		1			1	2		11
Loss or Theft of Firearm, Chemical Agent or Ammo														0
Suicide														0
Suicide Attempts														0
Miscellaneous (includes: key/tool control, misconduct, reasonable suspicion, stop orders)						1		1						2
Subtotal (Employee Non-Assault)		0	2	8	10	8	3	7	2	3	6	7	5	61
Prisoner														
Accidental Death		1		1					1					3
Natural Death					1									1
Other Death - Homicide														0
Escape														0
Escape Attempt														0
Drug Overdose		1												1
Suicide		1		1					1					3
Suicide Attempts / Self Injury		1		1					1					3
Subtotal (Prisoner Non-Assault)		4	0	3	1	0	0	0	3	0	0	0	0	11
Other														
Natural Disaster/Physical Plant		1	2		1									4
Riot/Disturbance/Demonstration														0
Hostage Incident														0
Visitor Related														0
Possession drug, weapon, contraband, smuggling														0
Medical emergency, quarantine, exposure, accident, unusual events			2			1	1						2	6
Subtotal ("Other")		1	4	0	1	1	1	0	0	0	0	0	2	10
Grand Total		10	9	16	15	10	4	8	7	4	9	10	10	112

Michigan Department of Corrections, Public Act 166 of 2020 Boilerplate Reporting
Critical Incident Reports, Section 911, January 1, 2020-December 31, 2020

Michigan Reformatory, 1342 W. Main, Ionia, MI 48846

Incidents which occurred off duty		JAN	FEB	MAR	APR	MAY	JUN	JUL	AUG	SEP	OCT	NOV	DEC	TOTAL
Assault Based Critical Incidents														
Employee Victim (includes contractual staff)														
Category I														0
Category II														0
Category III														0
Category IV				1										1
Category V	1									1	1			3
Category VI														0
Subtotal (Employee Victim Assault)	1	0	1	0	0	0	0	0	0	1	1	0	0	4
Prisoner Victim														
Category I	2													2
Category II														0
Category III														0
Category IV														0
Category V	2		3	4			1	1	1	3		2	1	18
Category VI														0
Subtotal (Prisoner Victim Assault)	4	0	3	4	0	1	1	1	3	0	2	1	1	20
Non-Assault Based Critical Incidents														
Employee														
Accidental Death														0
Natural Death														0
Arrest for Felony or Misdemeanor				1	1		2							4
Firearm Discharge			2											2
Chemical Agent Discharge (when reported as secondary event)	2	1	4	3	4	5	2	2	2	1	2	1		27
Use of Force Prisoner Control	5		6	3	7	6	4	4	4	4	3	3	1	46
Taser Deployment (when reported as secondary event)	4	1	2		3		1			1				12
Loss or Theft of Firearm, Chemical Agent or Ammo														0
Suicide														0
Suicide Attempts														0
Miscellaneous (includes: key/tool control, misconduct, reasonable suspicion, stop orders)											1			1
Subtotal (Employee Non-Assault)	11	4	13	7	14	13	7	6	6	6	6	4	1	92
Prisoner														
Accidental Death								1						1
Natural Death			1											1
Other death - Homicide														0
Escape														0
Escape Attempt														0
Drug Overdose	1						1	1	1		1	1	1	7
Suicide														0
Suicide Attempts / Self Injury	1							1						2
Subtotal (Prisoner Non-Assault)	2	0	1	0	0	1	3	1	0	1	1	1	1	11
Other														
Natural Disaster/Physical Plant	2		1				1			2				6
Riot/Disturbance/Demonstration														0
Hostage Incident														0
Visitor Related														0
Possession drug, weapon, contraband, smuggling	1									1				2
Medical emergency, quarantine, exposure, accident, unusual events	1		1	1			1		3			1		8
Subtotal ("Other")	4	0	2	1	0	2	0	3	3	0	1	0	0	16
Grand Total	22	4	20	12	14	17	11	11	13	8	8	3	3	143

Michigan Department of Corrections, Public Act 166 of 2020 Boilerplate Reporting
Critical Incident Reports, Section 911, January 1, 2020-December 31, 2020

Parnall Correctional Facility, 1780 E. Parnall, Jackson, MI 49201-7138

Incidents which occurred off duty		JAN	FEB	MAR	APR	MAY	JUN	JUL	AUG	SEP	OCT	NOV	DEC	TOTAL
Assault Based Critical Incidents														
Employee Victim (includes contractual staff)														
Category I														0
Category II														0
Category III														0
Category IV														0
Category V			1										1	2
Category VI														0
Subtotal (Employee Victim Assault)		0	1	0	0	0	0	0	0	0	0	0	1	2
Prisoner Victim														
Category I				1								1		2
Category II														0
Category III														0
Category IV														0
Category V	1	2	1		2				1		1			8
Category VI														0
Subtotal (Prisoner Victim Assault)	1	2	2	0	2	0	0	1	0	1	1	1	0	10
Non-Assault Based Critical Incidents														
Employee														
Accidental Death														0
Natural Death														0
Arrest for Felony or Misdemeanor			1											1
Firearm Discharge														0
Chemical Agent Discharge									1	1		1		3
Use of Force for Prisoner Control				3	1		1		2	2	2	3	3	17
Taser Deployment				3	1		1			1	2	1	2	11
Loss or Theft of Firearm, Chemical Agent or Ammo														0
Suicide														0
Suicide Attempts														0
Miscellaneous (includes: key/tool control, misconduct, reasonable suspicion, stop orders)														0
Subtotal (Employee Non-Assault)	0	1	6	2	0	2	0	3	4	4	5	5	5	32
Prisoner														
Accidental Death														0
Natural Death														0
Other Death - Homicide														0
Escape														0
Escape Attempt														0
Drug Overdose														0
Suicide														0
Suicide Attempts / Self Injury														0
Subtotal (Prisoner Non-Assault)	0	0	0	0	0	0	0	0	0	0	0	0	0	0
Other														
Natural Disaster/Physical Plant														0
Riot/Disturbance/Demonstration														0
Hostage Incident														0
Visitor Related														0
Possession drug, weapon, contraband, smuggling					1						1			2
Medical emergency, quarantine, exposure, accident, unusual events														0
Subtotal ("Other")	0	0	0	1	0	0	0	0	0	0	1	0	0	2
Grand Total	1	4	8	3	2	2	0	4	4	6	6	6	6	46

Michigan Department of Corrections, Public Act 166 of 2020 Boilerplate Reporting
Critical Incident Reports, Section 911, January 1, 2020-December 31, 2020

Thumb Correctional Facility, 3225 John Conley Drive, Lapeer, MI 48446

Incidents which occurred off duty.		JAN	FEB	MAR	APR	MAY	JUN	JUL	AUG	SEP	OCT	NOV	DEC	TOTAL
Assault Based Critical Incidents														
Employee Victim (includes contractual staff)														
Category I														0
Category II														0
Category III														0
Category IV														0
Category V			1		1		1		3	1	2	1		10
Category VI														0
Subtotal (Employee Victim Assault)		0	1	0	1	0	1	0	3	1	2	1	0	10
Prisoner Victim														
Category I														0
Category II														0
Category III														0
Category IV														0
Category V						1						1	1	3
Category VI														0
Subtotal (Prisoner Victim Assault)		0	0	0	0	1	0	0	0	0	0	1	1	3
Non-Assault Based Critical Incidents														
Employee														
Accidental Death														0
Natural Death														0
Arrest for Felony or Misdemeanor								1						1
Firearm Discharge														0
Chemical Agent Discharge (when reported as secondary e	2		3	3		5	5	1	3	5	3			30
Use of Force for Prisoner Control	2	2	6	8	5	19	12	5	8	6	4	1		78
Taser Deployment		3				1	2	1	1		1			9
Loss or Theft of Firearm, Chemical Agent or Ammo														0
Suicide														0
Suicide Attempts														0
Miscellaneous (includes: key/tool control, misconduct, reasonable suspicion, stop orders)														0
Subtotal (Employee Non-Assault)	4	5	9	11	5	25	20	7	12	11	8	1		118
Prisoner														
Accidental Death														0
Natural Death														0
Other Death - Homicide														0
Escape														0
Escape Attempt														0
Drug Overdose				4	2	2	1	1	1					11
Suicide														0
Suicide Attempts / Self Injury			1	1					1					3
Subtotal (Prisoner Non-Assault)	0	0	1	5	2	2	1	2	1	0	0	0		14
Other														
Natural Disaster/Physical Plant	1					1	1	1					1	5
Riot/Disturbance/Demonstration				1									1	2
Hostage Incident														0
Visitor Related														0
Possession drug, weapon, contraband, smuggling														0
Medical emergency, quarantine, exposure, accident, unusual events						1								1
Subtotal ("Other")	1	0	0	1	2	1	1	0	0	0	0	0	2	8
Grand Total	5	6	10	18	10	29	22	12	14	13	10	4		153

Michigan Department of Corrections, Public Act 166 of 2020 Boilerplate Reporting
Critical Incident Reports, Section 911, January 1, 2020-December 31, 2020

Woodland Center Correctional Facility, 9036 E. M-36 Whitmore Lake, MI 48189

Incidents which occurred off duty.		JAN	FEB	MAR	APR	MAY	JUN	JUL	AUG	SEP	OCT	NOV	DEC	TOTAL
Assault Based Critical Incidents														
Employee Victim (includes contractual staff)														
Category I														0
Category II														0
Category III														0
Category IV						1			1					2
Category V			1				1	1	1	2		1	1	8
Category VI														0
Subtotal (Employee Victim Assault)		0	1	0	0	1	1	1	2	2	0	1	1	10
Prisoner Victim														
Category I														0
Category II														0
Category III														0
Category IV														0
Category V											1			1
Category VI														0
Subtotal (Prisoner Victim Assault)		0	0	0	0	0	0	0	0	0	1	0	0	1
Non-Assault Based Critical Incidents														
Employee														
Accidental Death														0
Natural Death														0
Arrest for Felony or Misdemeanor		1					1		1					3
Firearm Discharge														0
Chemical Agent Discharge (when reported as secondary event)														0
Use of Force for Prisoner Control				15	6	3	4	6	7	6	6	6	10	69
Taser Deployment (when reported as secondary event)														0
Loss or Theft of Firearm, Chemical Agent or Ammo														0
Suicide														0
Suicide Attempts														0
Miscellaneous (includes: key/tool control, misconduct, reasonable suspicion, stop orders)														0
Subtotal (Employee Non-Assault)		1	0	15	6	3	5	6	8	6	6	6	10	72
Prisoner														
Accidental Death														0
Natural Death		1				1					1			3
Other Death - Homicide														0
Escape														0
Escape Attempt														0
Drug Overdose														0
Suicide														0
Suicide Attempts / Self Injury		3	11	9	9	11	12	15	18	12	11	18	12	141
Subtotal (Prisoner Non-Assault)		4	11	9	9	12	12	15	18	12	12	18	12	144
Other														
Natural Disaster/Physical Plant		1		2			1							4
Riot/Disturbance/Demonstration														0
Hostage Incident														0
Visitor Related														0
Possession drug, weapon, contraband, smuggling														0
Medical emergency, quarantine, exposure, accident, unusual events						1					1			2
Subtotal ("Other")		1	0	2	0	1	1	0	0	0	1	0	0	6
Grand Total		6	12	26	15	17	19	22	28	20	20	25	23	233