

REPORT TO THE LEGISLATURE
Pursuant to P.A. 87 of 2021
Article II, Section 911
Critical Incidents Report

Sec. 911. (1) The department shall report as follows to the senate and house appropriations subcommittees on corrections, the senate and house fiscal agencies, the legislative corrections ombudsman, and the state budget office:

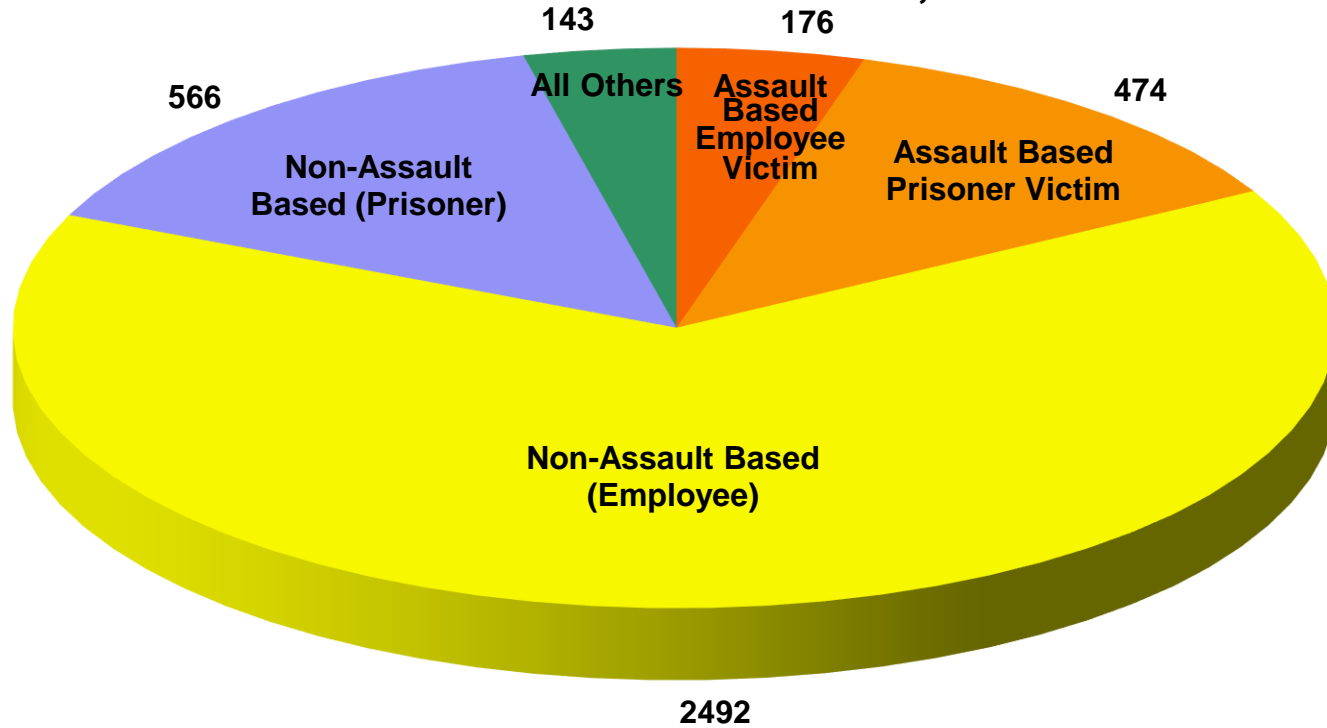
(b) By March 1, the number of critical incidents occurring each month at each facility during the immediately preceding calendar year, categorized by type and severity of each incident.

(2) As used in this section, "critical incident" includes a prisoner assault on staff that results in a serious physical injury to staff, and escape or attempted escape, a prisoner disturbance that causes facility operation concerns, and an unexpected death of a prisoner.

Correctional Facilities Administration, Grandview Plaza, 206 E. Michigan Ave., Lansing, MI 48909

➤ Incidents which occurred off duty.		JAN	FEB	MAR	APR	MAY	JUN	JUL	AUG	SEP	OCT	NOV	DEC	TOTAL
Assault Based Critical Incidents														
Employee Victim														
Category I			3	4	1	1	2	4			1	3	1	20
Category II														0
Category III							1	1	1				1	4
Category IV			2	2	1	3		1			1			10
Category V	14	5	7	14	18	13	14	13	9	7	15	13		142
Category VI														0
Subtotal (Employee Victim Assault)	14	10	13	16	22	16	20	14	9	9	18	15		176
Prisoner Victim														
Category I	9	14	13	17	13	16	16	11	18	6	11	18		162
Category II	1	1		1					1					4
Category III														0
Category IV	1			2		2		1	1	1		1		9
Category V	17	17	28	31	27	23	29	26	27	16	33	25		299
Category VI														0
Subtotal (Prisoner Victim Assault)	28	32	41	51	40	41	45	38	47	23	44	44		474
Non-Assault Based Critical Incidents														
Employee														
Accidental Death														0
Natural Death				1										1
➤ Arrest for Felony or Misdemeanor	4	4	9	5	11	6	9	3	2	5	5	4		67
Firearm Discharge			1			1					1			3
Chemical Agent Discharge (when reported as secondary event)	32	22	48	26	19	34	38	32	14	29	18	25		337
Use of Force for Prisoner Control	146	116	149	107	110	123	132	115	109	167	118	105		1497
Taser Deployment (when reported as secondary event)	45	35	50	41	59	49	52	47	49	60	36	29		552
Loss or Theft of Firearm, Chemical Agent or Ammo														0
➤ Suicide														0
➤ Suicide Attempts														0
Miscellaneous (includes: key/tool control, misconduct, reasonable suspicion, stop orders)	3	6	4	4	2	3	7	2	2		1	1		35
Subtotal (Employee Non-Assault)	230	183	261	184	201	216	238	199	176	261	179	164		2492
Prisoner														
Accidental Death				1									1	2
Natural Death	6	1	1	5	1	1	5	4	3	3	3			33
Other Death - Homicide							1	1	1					3
Escape														0
Escape Attempt					1				1		1			3
Drug Overdose	13	19	31	22	17	21	22	42	21	17	17	10		252
Suicide		2	2		1	1	1	1	2	1				11
Suicide Attempts / self injury	22	25	21	23	20	18	17	24	16	31	27	18		262
Subtotal (Prisoner Non-Assault)	41	47	55	51	40	42	45	72	44	52	48	29		566
Other														
Natural Disaster/Physical Plant	3	3	6	1	5	5	4	6	6	4	6	7		56
Riot/Disturbance/Demonstration	1	1				1						1		4
Hostage Incident														0
Visitor Related									1	1		1		3
Possession drug, weapon, contraband, smuggling	2	1	1	3	2	1	1		1	3	2	1		3
Medical emergency, quarantine, exposure, accident, unusual events	6	7	4	1	9	2	7	9	7	2	4	4		62
Subtotal ("Other")	12	12	11	5	16	9	12	15	15	10	12	14		143
Grand Total	325	284	381	307	319	324	360	338	291	355	301	266		3851

CFA Critical Incident Totals, 2021

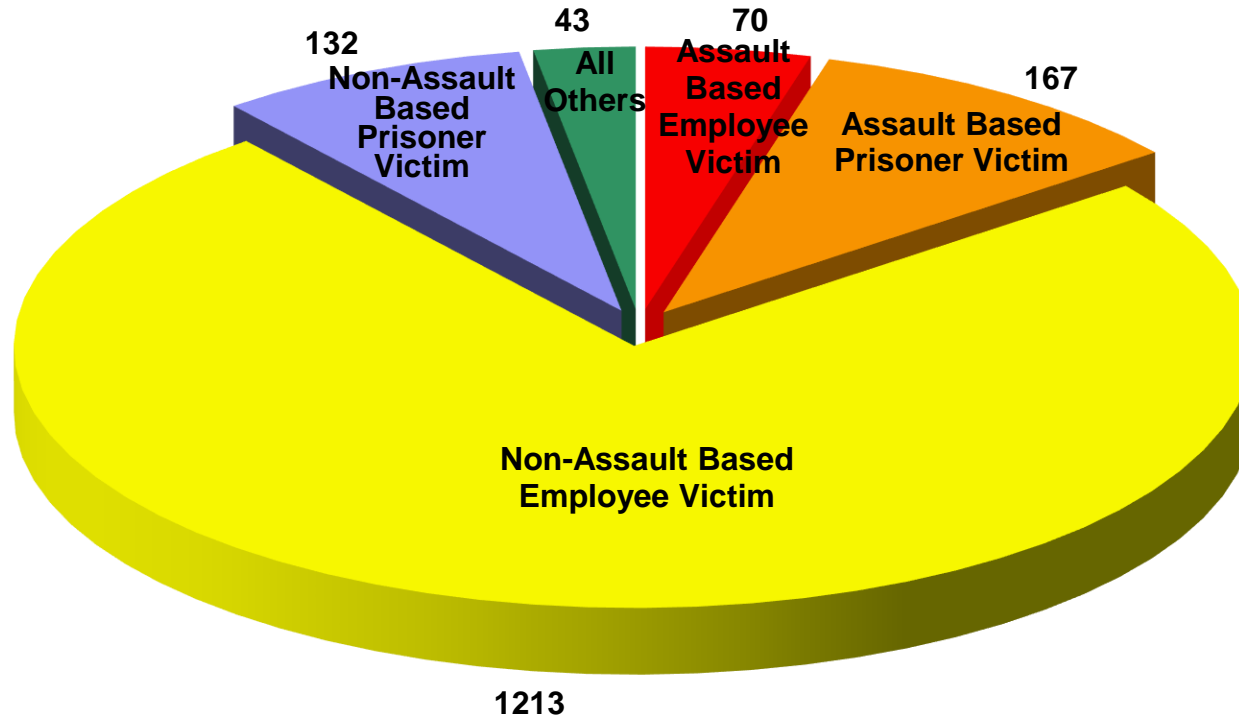


There were 3850 Critical Incidents in CFA .

The data was compiled from 30 Correctional Facilities from January 1, 2021 - December 31, 2021.

Northern Region, 4657 W. Industrial Drive, Kincheloe, MI 49788													
Incidents which occurred off duty.	JAN	FEB	MAR	APR	MAY	JUN	JUL	AUG	SEP	OCT	NOV	DEC	TOTAL
Assault Based Critical Incidents													
Employee Victim (includes contractual staff)													
Category I		2	3	1	1	1	1				1		10
Category II													0
Category III							1						1
Category IV													0
Category V	9	2	5	6	7	6	7	7	4	3	1	2	59
Category VI													0
Subtotal (Employee Victim Assault)	9	4	8	7	8	7	9	7	4	3	2	2	70
Prisoner Victim													
Category I	1	3	3	5	1	6	1	2	2	1	2	2	29
Category II	1								1				2
Category III													0
Category IV	1					1							2
Category V	8	11	10	12	12	11	15	9	16	5	9	16	134
Category VI													0
Subtotal (Prisoner Victim Assault)	11	14	13	17	13	18	16	11	19	6	11	18	167
Non-Assault Based Critical Incidents													
Employee													
Accidental Death													0
Natural Death				1									1
Arrest for Felony or Misdemeanor	1	2	6	2	7	3	3	1			2	3	30
Firearm Discharge						1							1
Chemical Agent Discharge (when reported as secondary event)	22	15	27	16	11	24	18	20	4	16	11	13	197
Use of Force for Prisoner Control	68	53	73	50	49	60	49	53	49	67	51	45	667
Taser Deployment (when reported as secondary event)	27	20	28	20	37	23	26	25	30	33	16	15	300
Loss or Theft of Firearm, Chemical Agent/Ammo													0
Suicide													0
Suicide Attempts													0
Miscellaneous (includes: key/tool control, misconduct, reasonable suspicion, stop orders)	2	2	3	2	2	2	2	1			1		17
Subtotal (Employee Non-Assault)	120	92	137	91	106	113	98	100	83	116	81	76	1213
Prisoner													
Accidental Death				1									1
Natural Death	2						2		2	2	1		9
Other Death - Homicide								1					1
Escape													0
Escape Attempt				1	1				1		1		4
Drug Overdose	1	4	4	7	7	1	5	11	12	9	7	4	72
Suicide		1			1					1			3
Suicide Attempts / self injury	4	4	5	8	6	5	3	2	2	3			42
Subtotal (Prisoner Non-Assault)	7	9	9	17	15	6	10	14	17	15	9	4	132
Other													
Natural Disaster/Physical Plant	2		3	1	1	4	2	2	2	2	1	4	24
Riot/Disturbance/Demonstration													0
Hostage Incident													0
Visitor Related									1				1
Possession drug, weapon, contraband, smuggling				1	1					3			5
Medical emergency, quarantine, exposure, accident, unusual events		1	2		1		4	3			2		13
Subtotal ("Other")	2	1	5	2	3	4	6	5	3	5	3	4	43
Grand Total	149	120	172	134	145	148	139	137	126	145	106	104	1625

Kinross Region: Critical Incident Totals, 2021



There were 1619 Critical Incidents in the Kinross Region. The data was compiled from 13 Correctional Facilities from January 1, 2021 - December 31, 2021.

Michigan Department of Corrections, Public Act 166 of 2021 Boilerplate Reporting

Critical Incident Reports, Section 911, January 1, 2021-December 31, 2021

Baraga Correctional Facility, 301 Wadaga Road, Baraga, MI 49908

Incidents which occurred off duty.		JAN	FEB	MAR	APR	MAY	JUN	JUL	AUG	SEP	OCT	NOV	DEC	TOTAL
Assault Based Critical Incidents														
Employee Victim (includes contractual staff)														
Category I			1											1
Category II														0
Category III														0
Category IV														0
Category V					2	1		1						4
Category VI														0
Subtotal (Employee Victim Assault)		0	1	0	2	1	0	1	0	0	0	0	0	5
Prisoner Victim														
Category I														0
Category II														0
Category III														0
Category IV														0
Category V						1		1		1			3	6
Category VI														0
Subtotal (Prisoner Victim Assault)		0	0	0	0	1	0	1	0	1	0	0	3	6
Non-Assault Based Critical Incidents														
Employee														
Accidental Death														0
Natural Death														0
Arrest for Felony or Misdemeanor									2					2
Firearm Discharge														0
Chemical Agent Discharge (when reported as secondary event)	6	2	4	1	1	2	5	2	1	1	2	3		30
Use of Force for Prisoner Control	8	4	7	2	3	2	6	4	3	2	4	2		47
Taser Deployment (when reported as secondary event)		1	1		1			2	2			1		8
Loss or Theft of Firearm, Chemical Agent /Ammo														0
Suicide														0
Suicide Attempts														0
Miscellaneous (includes: key/tool control, misconduct, reasonable suspicion, stop orders)							1					1		2
Subtotal (Employee Non-Assault)	14	7	12	3	5	4	12	10	6	3	8	5		89
Prisoner														
Accidental Death														0
Natural Death														0
Other Death - Homicide														0
Escape														0
Escape Attempt						1								1
Drug Overdose						1								1
Suicide														0
Suicide Attempts / Self injury									1			1		2
Subtotal (Prisoner Non-Assault)	0	0	0	0	2	0	0	0	0	1	0	1	0	4
Other														
Natural Disaster/Physical Plant														0
Riot/Disturbance/Demonstration														0
Hostage Incident														0
Visitor Related														0
Possession drug, weapon, contraband, smuggling														0
Medical emergency, quarantine, exposure, accident, unusual events		1												1
Subtotal ("Other")	0	1	0	0	0	0	0	0	0	0	0	0	0	1
Grand Total	14	9	12	5	9	4	14	10	8	3	9	0		105

Michigan Department of Corrections, Public Act 166 of 2021 Boilerplate Reporting
 Critical Incident Reports, Section 911, January 1, 2021-December 31, 2021

Carson City Correctional Facility, 10522 Boyer Road, Carson City, MI 48811

➤ Incidents which occurred off duty.		JAN	FEB	MAR	APR	MAY	JUN	JUL	AUG	SEP	OCT	NOV	DEC	TOTAL
Assault Based Critical Incidents														
Employee Victim														
Category I														0
Category II														0
Category III														0
Category IV														0
Category V		2					1	1	1					5
Category VI														0
Subtotal (Employee Victim Assault)		0	0	0	0	0	1	1	1	0	0	0	0	3
Prisoner Victim														
Category I			1	1	1		1	1						5
Category II														0
Category III														0
Category IV														0
Category V		1	2		1	2	2	7			1	1	1	18
Category VI														0
Subtotal (Prisoner Victim Assault)		1	3	1	2	2	3	8	0	0	1	1	1	23
Non-Assault Based Critical Incidents														
Employee (includes contractual staff)														
Accidental Death														0
Natural Death														0
➤ Arrest for Felony or Misdemeanor				1	1	2		2				1		7
Firearm Discharge														0
Chemical Agent Discharge (when reported as secondary event)		4	4	4	2		5	1	3		4	2		29
Use of Force for Prisoner Control		26	13	18	12	15	19	14	11	9	17	14	6	174
Taser Deployment (when reported as secondary event)		13	5	8	9	12	9	10	5	6	6	4	4	91
Loss or Theft of Firearm, Chemical Agent or Ammo														0
➤ Suicide														0
➤ Suicide Attempts			1			1				1				3
Miscellaneous (includes: key/tool control, misconduct, reasonable suspicion, stop orders)									1					2
Subtotal (Employee Non-Assault)		43	23	32	24	30	33	27	20	16	27	21	10	306
Prisoner														
Accidental Death														0
Natural Death						1		1			1			3
Other Death - Homicide														0
Escape														0
Escape Attempt														0
Drug Overdose					1	3	1	1		2		1		9
Suicide								1						1
Suicide Attempts / Self Injury														0
Subtotal (Prisoner Non-Assault)		0	0	0	1	4	1	3	0	2	1	1	0	13
Other														
Natural Disaster/Physical Plant		1									1			2
Riot/Disturbance/Demonstration														0
Hostage Incident														0
Visitor Related														0
Possession drug, weapon, contraband, smuggling					1	1					1			3
Medical emergency, quarantine, exposure, accident, unusual events								1						1
Subtotal ("Other")		1	0	0	1	1	0	1	0	0	2	0	0	6
Grand Total		45	26	33	28	37	38	40	21	18	31	23	11	351

Michigan Department of Corrections, Public Act 166 of 2021 Boilerplate Reporting

Critical Incident Reports, Section 911, January 1, 2021-December 31, 2021

Oaks Correctional Facility, 1500 Caberfae Highway, Manistee, MI 49660

Incidents which occurred off duty.		JAN	FEB	MAR	APR	MAY	JUN	JUL	AUG	SEP	OCT	NOV	DEC	TOTAL
Assault Based Critical Incidents														
Employee Victim (includes contractual staff)														
Category I														0
Category II														0
Category III														0
Category IV														0
Category V										1				1
Category VI														0
Subtotal (Employee Victim Assault)		0	0	0	0	0	0	0	0	1	0	0	0	1
Prisoner Victim														
Category I														0
Category II														0
Category III														0
Category IV														0
Category V		1							1			1	1	4
Category VI														0
Subtotal (Prisoner Victim Assault)		1	0	0	0	0	0	0	1	0	0	1	1	4
Non-Assault Based Critical Incidents														
Employee														
Accidental Death														0
Natural Death														0
Arrest for Felony or Misdemeanor														0
Firearm Discharge							1							1
Chemical Agent Discharge		1			1	1	1				1	1		6
Use of Force for Prisoner Control		5	1	1	3	7	2	4	2	2	4	2	9	42
Taser Deployment		1	1		1	2		3		1	1		4	14
Loss or Theft of Firearm, Chemical Agent or Ammo														0
Suicide														0
Suicide Attempts														0
Miscellaneous (includes: key/tool control, misconduct, reasonable suspicion, stop orders)			1	1										2
Subtotal (Employee Non-Assault)		7	3	2	5	10	4	7	2	3	6	3	13	65
Prisoner														
Accidental Death														0
Natural Death		1												1
Other Death - Homicide														0
Escape														0
Escape Attempt														0
Drug Overdose						1			4		1	1	1	8
Suicide														0
Suicide Attempts / Self Injury		2					2	2						6
Subtotal (Prisoner Non-Assault)		3	0	0	0	1	2	2	4	0	1	1	1	15
Other														
Natural Disaster/Physical Plant										1	1			2
Riot/Disturbance/Demonstration														0
Hostage Incident														0
Visitor Related														0
Possession drug, weapon, contraband, smuggling														0
Medical emergency, quarantine, exposure, accident, unusual events														0
Subtotal ("Other")														2
Grand Total		11	3	2	5	11	6	9	7	4	7	5	15	87

Michigan Department of Corrections, Public Act 166 of 2021 Boilerplate Reporting
 Critical Incident Reports, Section 911, January 1, 2021-December 31, 2021

Kinross Correctional Facility, 4533 W. Industrial Park Drive, Kincheloe, MI 49788

Incidents which occurred off duty.		JAN	FEB	MAR	APR	MAY	JUN	JUL	AUG	SEP	OCT	NOV	DEC	TOTAL
Assault Based Critical Incidents														
Employee Victim (includes contractual staff)														
Category I						1								1
Category II														0
Category III														0
Category IV														0
Category V	1			1	1	1								4
Category VI														0
Subtotal (Employee Victim Assault)	1	0	0	1	2	1	0	0	0	0	0	0	0	5
Prisoner Victim														
Category I				1										1
Category II														0
Category III														0
Category IV														0
Category V	2		4		1					1				8
Category VI														0
Subtotal (Prisoner Victim Assault)	2	0	4	1	1	0	0	0	0	1	0	0	0	9
Non-Assault Based Critical Incidents														
Employee														
Accidental Death														0
Natural Death														0
Arrest for Felony or Misdemeanor														0
Firearm Discharge														0
Chemical Agent Discharge	1													1
Use of Force for Prisoner Control	1		1				1			1	1			5
Taser Deployment (when reported as secondary event)			1											1
Loss or Theft of Firearm, Chemical Agent or Ammo														0
Suicide														0
Suicide Attempts														0
Miscellaneous (includes: key/tool control, misconduct, reasonable suspicion, stop orders)														0
Subtotal (Employee Non-Assault)	2	0	2	0	0	0	1	0	0	1	1	0	0	7
Prisoner														
Accidental Death														0
Natural Death										1				1
Other Death - Homicide														0
Escape														0
Escape Attempt														0
Drug Overdose											1			1
Suicide														0
Suicide Attempts / Self Injury	1													1
Subtotal (Prisoner Non-Assault)	1	0	0	0	0	0	0	0	0	1	1	0	0	3
Other														
Natural Disaster/Physical Plant							1			1				2
Riot/Disturbance/Demonstration														0
Hostage Incident														0
Visitor Related														0
Possession drug, weapon, contraband, smuggling														0
Medical emergency, quarantine, exposure, accident, unusual events														0
Subtotal ("Other")	0	0	0	0	0	0	1	0	0	1	0	0	0	2
Grand Total	6	0	6	2	3	3	0	0	0	4	2	0	0	26

Michigan Department of Corrections, Public Act 166 of 2021 Boilerplate Reporting
Critical Incident Reports, Section 911, January 1, 2021-December 31, 2021

Alger Correctional Facility, 6141 Industrial Park Drive, Munising, MI 49862

Incidents which occurred off duty.		JAN	FEB	MAR	APR	MAY	JUN	JUL	AUG	SEP	OCT	NOV	DEC	TOTAL
Assault Based Critical Incidents														
Employee Victim (includes contractual staff)														
Category I														0
Category II														0
Category III														0
Category IV														0
Category V		1				1								2
Category VI														0
Subtotal (Employee Victim Assault)		1	0	0	0	1	0	0	0	0	0	0	0	2
Prisoner Victim														
Category I													1	1
Category II														0
Category III														0
Category IV														0
Category V			1						2				2	5
Category VI														0
Subtotal (Prisoner Victim Assault)		0	1	0	0	0	0	0	2	0	0	0	3	6
Non-Assault Based Critical Incidents														
Employee														
Accidental Death														0
Natural Death														0
Arrest for Felony or Misdemeanor				1		1								2
Firearm Discharge														0
Chemical Agent Discharge (when reported as secondary event)		1		1	2		1		2	1	1		1	10
Use of Force for Prisoner Control		5	1	2	5	3	4	1	4	8	1	1	2	37
Taser Deployment (when reported as secondary event)			1	1	1	2	1		3	3				12
Loss or Theft of Firearm, Chemical Agent or Ammo														0
Suicide														0
Suicide Attempts														0
Miscellaneous (includes: key/tool control, misconduct, reasonable suspicion, stop orders)														0
Subtotal (Employee Non-Assault)		6	2	5	8	6	6	1	9	12	2	1	3	61
Prisoner														
Accidental Death														0
Natural Death														0
Other Death - Homicide														0
Escape														0
Escape Attempt												1		1
Drug Overdose												1		1
Suicide														0
Suicide Attempts / self injury				3	6	2				1				12
Subtotal (Prisoner Non-Assault)		0	0	3	6	2	0	0	0	0	1	2	0	14
Other														
Natural Disaster/Physical Plant				1										1
Riot/Disturbance/Demonstration														0
Hostage Incident														0
Visitor Related														0
Possession drug, weapon, contraband, smuggling														0
Medical emergency, quarantine, exposure, accident, unusual events								2						2
Subtotal ("Other")		0	0	1	0	0	0	2	0	0	0	0	0	3
Grand Total		7	3	9	14	9	6	3	11	12	3	3	6	86

Michigan Department of Corrections, Public Act 166 of 2021 Boilerplate Reporting
 Critical Incident Reports, Section 911, January 1, 2021-December 31, 2021

Earnest C. Brooks Correctional Facility, 2500 S. Sheridan Road, Muskegon Heights, MI 49444

➤ Incidents which occurred off duty.		JAN	FEB	MAR	APR	MAY	JUN	JUL	AUG	SEP	OCT	NOV	DEC	TOTAL
Assault Based Critical Incidents														
Employee Victim (includes contractual staff)														
Category I				1										1
Category II														0
Category III														0
Category IV														0
Category V		1				1	2	2	1	2		1	1	11
Category VI														0
Subtotal (Employee Victim Assault)		1	0	1	0	1	2	2	1	2	0	1	1	12
Prisoner Victim														
Category I			1				2		2	1		1		7
Category II														0
Category III														0
Category IV														0
Category V		3	1	2	4	4			3	4	2	1	1	25
Category VI														0
Subtotal (Prisoner Victim Assault)		0	4	1	2	4	6	0	5	5	2	2	1	32
Non-Assault Based Critical Incidents														
Employee														
Accidental Death														0
Natural Death														0
➤ Arrest for Felony or Misdemeanor			2											2
Firearm Discharge														0
Chemical Agent Discharge (when reported as secondary event)		3	3	2	1	4	5	2	3		1	3	1	28
Use of Force for Prisoner Control		3	8		2	3		1	3	1	2	6	1	30
Taser Deployment		1	2		2	1	1	1	2	1	3	3	1	18
Loss or Theft of Firearm, Chemical Agent or Ammo														0
➤ Suicide														0
➤ Suicide Attempts														0
Miscellaneous (includes: key/tool control, misconduct, reasonable suspicion, stop orders)														0
Subtotal (Employee Non-Assault)		7	15	2	5	8	6	4	8	2	6	12	3	78
Prisoner														
Accidental Death														0
Natural Death														0
Other Death - Homicide								1						1
Escape														0
Escape Attempt														0
Drug Overdose														0
Suicide														0
Suicide Attempts / Self Injury														0
Subtotal (Prisoner Non-Assault)		0	0	0	0	0	0	1	0	0	0	0	0	1
Other														
Natural Disaster/Physical Plant				1									1	2
Riot/Disturbance/Demonstration														0
Hostage Incident														0
Visitor Related														0
Possession drug, weapon, contraband, smuggling														0
Medical emergency, quarantine, exposure, accident, unusual events														0
Subtotal ("Other")		0	0	1	0	0	0	0	0	0	0	0	1	2
Grand Total		8	19	5	7	13	14	7	14	9	8	15	6	125

Michigan Department of Corrections, Public Act 166 of 2021 Boilerplate Reporting
Critical Incident Reports, Section 911, January 1, 2021-December 31, 2021

Marquette Branch Prison, 1960 U.S. 41 South, Marquette, MI 49855

➤ Incidents which occurred off duty.		JAN	FEB	MAR	APR	MAY	JUN	JUL	AUG	SEP	OCT	NOV	DEC	TOTAL
Assault Based Critical Incidents														
Employee Victim (includes contractual staff)														
Category I			1	2			1	1				1		6
Category II														0
Category III														0
Category IV														0
Category V		3	1	1	1	1		1	3			1		12
Category VI														0
Subtotal (Employee Victim Assault)		3	2	3	1	1	1	2	3	0	0	2	0	18
Prisoner Victim														
Category I				1	1									2
Category II														0
Category III														0
Category IV														0
Category V					1		1	1		1			1	5
Category VI														0
Subtotal (Prisoner Victim Assault)		0	0	1	2	0	1	1	0	1	0	0	1	7
Non-Assault Based Critical Incidents														
Employee														
Accidental Death														0
Natural Death														0
➤ Arrest for Felony or Misdemeanor		1		2		1							1	5
Firearm Discharge														0
Chemical Agent Discharge (when reported as secondary event)		2	1	5	1		2	1	1	1	2		2	18
Use of Force for Prisoner Control		4	8	11	4	2	8	4	2	6	6		8	63
Taser Deployment (when reported as secondary event)		1		1		1	3	3		2	2		1	14
Loss or Theft of Firearm, Chemical Agent or Ammo														0
➤ Suicide														0
➤ Suicide Attempts														0
Miscellaneous (includes: key/tool control, misconduct, reasonable suspicion, stop orders)														0
Subtotal (Employee Non-Assault)		8	9	19	5	4	13	8	3	9	10	0	12	100
Prisoner														
Accidental Death														0
Natural Death		1												1
Other Death - Homicide														0
Escape														0
Escape Attempt														0
Drug Overdose			3	1						1				5
Suicide											1			1
Suicide Attempts / Self Injury			3				2		1	1				7
Subtotal (Prisoner Non-Assault)		1	6	1	0	0	2	0	1	2	1	0	0	14
Other														
Natural Disaster/Physical Plant											1			1
Riot/Disturbance/Demonstration														0
Hostage Incident														0
Visitor Related														0
Possession drug, weapon, contraband, smuggling														0
Medical emergency, quarantine, exposure, accident, unusual events				1		1		1						3
Subtotal ("Other")		0	0	1	0	1	0	1	0	0	1	0	0	4
Grand Total		12	17	25	8	6	17	12	7	12	12	2	13	143

Michigan Department of Corrections, Public Act 166 of 2021 Boilerplate Reporting
Critical Incident Reports, Section 911, January 1, 2021-December 31, 2021

Muskegon Correctional Facility, 2400 S. Sheridan Drive, Muskegon, MI 49442

Incidents which occurred off duty **JAN FEB MAR APR MAY JUN JUL AUG SEP OCT NOV DEC TOTAL**

Assault Based Critical Incidents

Employee Victim (includes contractual staff)	JAN	FEB	MAR	APR	MAY	JUN	JUL	AUG	SEP	OCT	NOV	DEC	TOTAL
Category I													0
Category II													0
Category III							1						1
Category IV													0
Category V				1		1							2
Category VI													0
Subtotal (Employee Victim Assault)	0	0	0	1	0	1	1	0	0	0	0	0	3

Prisoner Victim

Category I		1											1
Category II	1								1				2
Category III													0
Category IV													0
Category V		2				1	3					1	7
Category VI													0
Subtotal (Prisoner Victim Assault)	1	3	0	0	0	1	3	0	1	0	0	1	10

Non-Assault Based Critical Incidents

Employee	JAN	FEB	MAR	APR	MAY	JUN	JUL	AUG	SEP	OCT	NOV	DEC	TOTAL
Accidental Death													0
Natural Death													0
Arrest for Felony or Misdemeanor						1							1
Firearm Discharge													0
Chemical Agent Discharge				1									1
Use of Force for Prisoner Control		2	5	3	4	7	1			5	5	1	33
Taser Deployment (when reported as secondary event)			2	2	4	3				5	1	1	18
Loss or Theft of Firearm, Chemical Agent or Ammo													0
Suicide													0
Suicide Attempts													0
Miscellaneous (includes: key/tool control, misconduct, reasonable suspicion, stop orders)													0
Subtotal (Employee Non-Assault)	0	2	7	6	8	11	1	0	0	10	6	2	53

Prisoner

Accidental Death													0
Natural Death							1						1
Other Death - Homicide													0
Escape													0
Escape Attempt													0
Drug Overdose					1								1
Suicide													0
Suicide Attempts/Self Injury			1	1									2
Subtotal (Prisoner Non-Assault)	0	0	1	1	1	0	1	0	0	0	0	0	4

Other

Natural Disaster/Physical Plant						1							1
Riot/Disturbance/Demonstration													0
Hostage Incident													0
Visitor Related										1			1
Possession drug, weapon, contraband, smuggling										1			1
Medical emergency, quarantine, exposure, accident, unusual events			1					1					2
Subtotal ("Other")	0	0	1	0	0	1	0	1	0	2	0	0	5

Grand Total 1 5 9 8 9 14 6 1 1 12 6 3 75

Michigan Department of Corrections, Public Act 166 of 2021 Boilerplate Reporting
Critical Incident Reports, Section 911, January 1, 2021-December 31, 2021

Newberry Correctional Facility, 13747 East County Road 428, Newberry, MI 49868

Incidents which occurred off duty.		JAN	FEB	MAR	APR	MAY	JUN	JUL	AUG	SEP	OCT	NOV	DEC	TOTAL
Assault Based Critical Incidents														
Employee Victim (includes contractual staff)														
Category I														0
Category II														0
Category III														0
Category IV														0
Category V														0
Category VI														0
Subtotal (Employee Victim Assault)		0	0	0	0	0	0	0	0	0	0	0	0	0
Prisoner Victim														
Category I														0
Category II														0
Category III														0
Category IV														0
Category V														0
Category VI														0
Subtotal (Prisoner Victim Assault)		0	0	0	0	0	0	0	0	0	0	0	0	0
Non-Assault Based Critical Incidents														
Employee														
Accidental Death														0
Natural Death					1									1
Arrest for Felony or Misdemeanor				1					1					2
Firearm Discharge														0
Chemical Agent Discharge			1											1
Use of Force for Prisoner Control			2		2			1	1		1		1	8
Taser Deployment								1			1		1	3
Loss or Theft of Firearm, Chemical Agent or Ammo														0
Suicide														0
Suicide Attempts														0
Miscellaneous (includes: key/tool control, misconduct, reasonable suspicion, stop orders)														0
Subtotal (Employee Non-Assault)		0	3	1	3	0	0	2	2	0	2	0	2	15
Prisoner														
Accidental Death														0
Natural Death														0
Other Death - Homicide														0
Escape														0
Escape Attempt														0
Drug Overdose									3	1	1			5
Suicide														0
Suicide Attempts / Self Injury														0
Subtotal (Prisoner Non-Assault)		0	0	0	0	0	0	0	3	1	1	0	0	5
Other														
Natural Disaster/Physical Plant														0
Riot/Disturbance/Demonstration														0
Hostage Incident														0
Visitor Related														0
Possession drug, weapon, contraband, smuggling											1			1
Medical emergency, quarantine, exposure, accident, unusual events									1					1
Subtotal ("Other")		0	0	0	0	0	0	0	1	0	1	0	0	2
Grand Total		0	3	1	3	0	0	2	6	1	4	0	2	22

Michigan Department of Corrections, Public Act 166 of 2021 Boilerplate Reporting
Critical Incident Reports, Section 911, January 1, 2021-December 31, 2021

St. Louis Correctional Facility, 8585 N. Crowell Road, St. Louis, MI 48880

Incidents which occurred off duty.		JAN	FEB	MAR	APR	MAY	JUN	JUL	AUG	SEP	OCT	NOV	DEC	TOTAL
Assault Based Critical Incidents														
Employee Victim (includes contractual staff)														
Category I					1									1
Category II														0
Category III														0
Category IV														0
Category V														0
Category VI			1			1								2
Subtotal (Employee Victim Assault)	0	1	0	1	1	1	0	0	0	0	0	0	0	3
Prisoner Victim														
Category I														0
Category II														0
Category III														0
Category IV	1						1							2
Category V			1		1						1		2	5
Category VI														0
Subtotal (Prisoner Victim Assault)	1	0	1	0	1	1	1	0	0	0	1	0	2	7
Non-Assault Based Critical Incidents														
Employee														
Accidental Death														0
Natural Death														0
Arrest for Felony or Misdemeanor							1						1	2
Firearm Discharge														0
Chemical Agent Discharge						2			3					5
Use of Force for Prisoner Control	4	4	6	2	5	6	4	11	6	4	8	5		65
Taser Deployment (when reported as secondary event)	3	4	6		3	4	1	5	3		2	1		32
Loss or Theft of Firearm, Chemical Agent or Ammo														0
Suicide														0
Suicide Attempts														0
Miscellaneous (includes: key/tool control, misconduct, reasonable suspicion, stop orders)														0
Subtotal (Employee Non-Assault)	7	8	12	2	10	11	5	19	9	4	10	7		104
Prisoner														
Accidental Death														0
Natural Death												1		1
Other Death - Homicide														0
Escape														0
Escape Attempt														0
Drug Overdose										1		1		2
Suicide		1												1
Suicide Attempts / Self Injury								1						1
Subtotal (Prisoner Non-Assault)	0	1	0	0	0	0	0	1	0	1	0	2	0	5
Other														
Natural Disaster/Physical Plant								1						1
Riot/Disturbance/Demonstration														0
Hostage Incident														0
Visitor Related														0
Possession drug, weapon, contraband, smuggling														0
Medical emergency, quarantine, exposure, accident, unusual events												1		1
Subtotal ("Other")	0	0	0	0	0	0	0	1	0	0	0	1	0	2
Grand Total	8	10	13	3	12	12	7	19	10	5	13	9		121

Michigan Department of Corrections, Public Act 166 of 2021 Boilerplate Reporting
Critical Incident Reports, Section 911, January 1, 2021-December 31, 2021

Saginaw Correctional Facility, 9625 Pierce Road, Freeland, MI 48623

Incidents which occurred off duty.		JAN	FEB	MAR	APR	MAY	JUN	JUL	AUG	SEP	OCT	NOV	DEC	TOTAL
Assault Based Critical Incidents														
Employee Victim (includes contractual staff)														
Category I														0
Category II														0
Category III														0
Category IV														0
Category V		1		3		1	1	1			1			8
Category VI														0
Subtotal (Employee Victim Assault)		1	0	3	0	1	1	1	0	0	1	0	0	8
Prisoner Victim														
Category I		1				1	3				1	1		7
Category II														0
Category III														0
Category IV														0
Category V				2	1	2	3		1	4		1	3	17
Category VI														0
Subtotal (Prisoner Victim Assault)		1	0	2	1	3	6	0	1	4	1	2	3	24
Non-Assault Based Critical Incidents														
Employee														
Accidental Death														0
Natural Death														0
Arrest for Felony or Misdemeanor					1		1							2
Firearm Discharge														0
Chemical Agent Discharge (when reported as secondary event)		1		2			2	1			1	1		8
Use of Force for Prisoner Control		2	3	4	3	8	2	4	4	2	11	4	2	49
Taser Deployment		2	3	4		5	1	3	4	5	6	3	1	37
Loss or Theft of Firearm, Chemical Agent or Ammo														0
Suicide														0
Suicide Attempts														0
Miscellaneous (includes: key/tool control, misconduct, reasonable suspicion, stop orders)							1	1						2
Subtotal (Employee Non-Assault)		5	6	10	4	13	7	9	8	7	18	8	3	98
Prisoner														
Accidental Death														0
Natural Death														0
Other Death - Homicide														0
Escape									1					1
Escape Attempt														0
Drug Overdose		1											1	2
Suicide														0
Suicide Attempts / Self Injury														0
Subtotal (Prisoner Non-Assault)		1	0	0	0	0	0	0	0	1	0	0	1	3
Other														
Natural Disaster/Physical Plant														0
Riot/Disturbance/Demonstration														0
Hostage Incident														0
Visitor Related														0
Possession drug, weapon, contraband, smuggling														0
Medical emergency, quarantine, exposure, accident, unusual events			1						1					2
Subtotal ("Other")		0	1	0	0	0	0	0	1	0	0	0	0	2
Grand Total		8	7	15	5	17	14	10	10	12	20	10	7	135

Michigan Department of Corrections, Public Act 166 of 2021 Boilerplate Reporting
Critical Incident Reports, Section 911, January 1, 2021-December 31, 2021

Central Michigan Correctional Facility, 8201 N. Crosswell Road, St. Louis, MI 48880

		JAN	FEB	MAR	APR	MAY	JUN	JUL	AUG	SEP	OCT	NOV	DEC	TOTAL
Assault Based Critical Incidents														
Employee Victim (includes contractual staff)														
Category I														0
Category II														0
Category III														0
Category IV														0
Category V						1			1					2
Category VI														0
Subtotal (Employee Victim Assault)		0	0	0	0	1	0	0	1	0	0	0	0	2
Prisoner Victim														
Category I				1	1									2
Category II														0
Category III														0
Category IV														0
Category V		2	1	2					1	1		1		8
Category VI														0
Subtotal (Prisoner Victim Assault)		2	1	3	1	0	0	0	1	1	0	1	0	10
Non-Assault Based Critical Incidents														
Employee														
Accidental Death														0
Natural Death														0
Arrest for Felony or Misdemeanor						3						1		4
Firearm Agent Discharge														0
Chemical Agent Discharge		1	1	2		1	1							6
Use of Force for Prisoner Control		2	2	7	2	1	1	2	2	2	2	3	2	26
Taser Deployment								1	1	2				4
Loss or Theft of Firearm, Chemical Agent or Ammo														0
Suicide														0
Suicide Attempts														0
Miscellaneous (includes: key/tool control, misconduct, reasonable suspicion, stop orders)			1			1	1							3
Subtotal (Employee Non-Assault)		3	4	9	2	6	3	3	0	3	4	4	2	43
Prisoner														
Accidental Death														0
Natural Death									1					1
Other Death - Homicide														0
Escape														0
Escape Attempt														0
Drug Overdose							3	1	2					6
Suicide														0
Suicide Attempts / Self Injury		1												1
Subtotal (Prisoner Non-Assault)		1	0	0	0	0	0	3	1	3	0	0	0	8
Other														
Natural Disaster/Physical Plant												1	1	2
Riot/Disturbance/Demonstration														0
Hostage Incident														0
Visitor Related														0
Possession drug, weapon, contraband, smuggling					1		1					1	1	4
Medical emergency, quarantine, exposure, accident, unusual events														0
Subtotal ("Other")		0	0	0	1	0	1	0	0	0	0	2	2	6
Grand Total		6	5	12	4	7	4	6	3	7	4	7	4	69

Michigan Department of Corrections, Public Act 166 of 2021 Boilerplate Reporting
Critical Incident Reports, Section 911, January 1, 2021-December 31, 2021

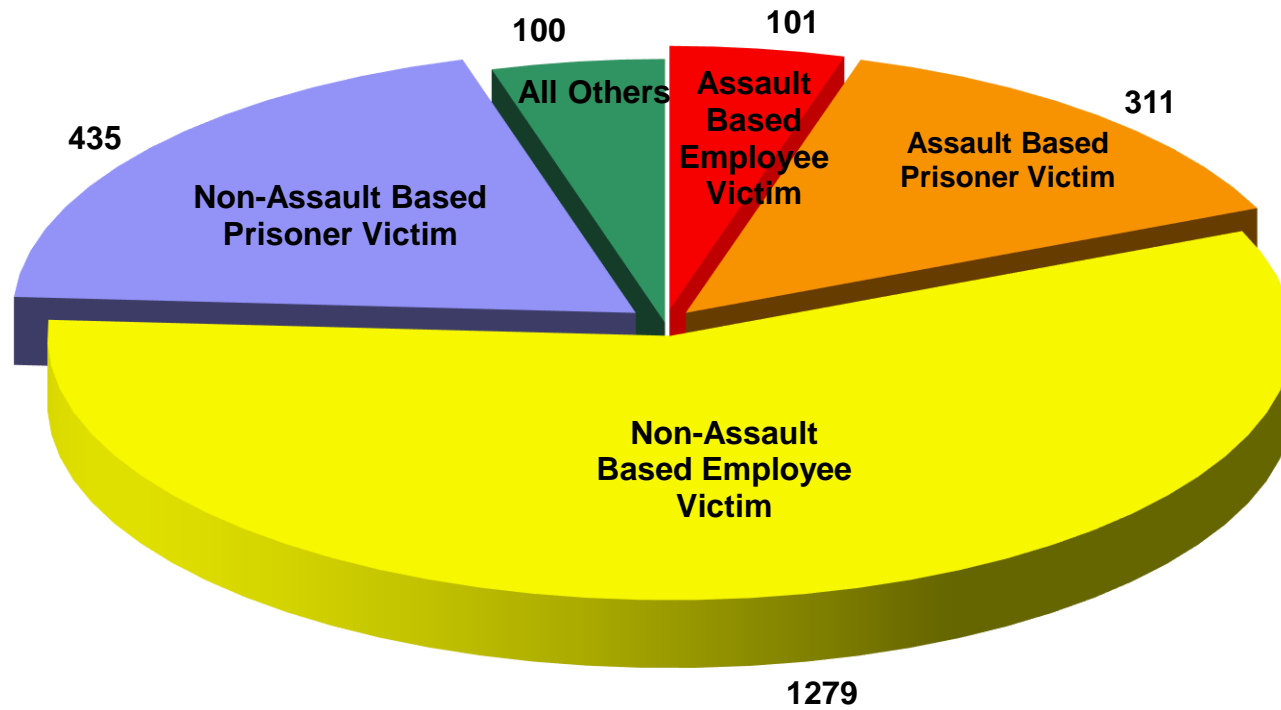
Chippewa Correctional Facility, 4269 W. M-80, Kincheloe, MI 49784

		JAN	FEB	MAR	APR	MAY	JUN	JUL	AUG	SEP	OCT	NOV	DEC	TOTAL
Assault Based Critical Incidents														
Employee Victim (includes contractual staff)														
Category I														0
Category II														0
Category III														0
Category IV														0
Category V					1			1	1	1	2		1	7
Category VI														0
Subtotal (Employee Victim Assault)		0	0	0	1	0	0	1	1	1	2	0	1	7
Prisoner Victim														
Category I					1								1	2
Category II														0
Category III														0
Category IV														0
Category V		2	1		7	1		2	1	4	1	2	2	23
Category VI														0
Subtotal (Prisoner Victim Assault)		2	1	0	8	1	0	2	1	4	1	2	3	25
Non-Assault Based Critical Incidents														
Employee														
Accidental Death														0
Natural Death														0
Arrest for Felony or Misdemeanor								1				1		2
Firearm Discharge														0
Chemical Agent Discharge		1	2	6	6	1	4	4	5	1	4	2	5	41
Use of Force for Prisoner Control		8	5	11	10	11	8	7	11	9	11	4	6	101
Taser Deployment		6	3	4	5	6	1	3	4	6	7	2	1	48
Loss or Theft of Firearm, Chemical Agent or Ammo														0
Suicide														0
Suicide Attempts														0
Miscellaneous (includes: key/tool control, misconduct, reasonable suspicion, stop orders)		2		1	2	1								6
Subtotal (Employee Non-Assault)		17	10	22	23	19	13	15	20	16	22	9	12	198
Prisoner														
Accidental Death					1									1
Natural Death														0
Other Death - Homicide														0
Escape														0
Escape Attempt														0
Drug Overdose			1	2	6	1		1	3	5	6	3	2	30
Suicide														0
Suicide Attempts / Self Injury				1	1	3	1				1			7
Subtotal (Prisoner Non-Assault)		0	1	3	8	4	1	1	3	5	7	3	2	38
Other														
Natural Disaster/Physical Plant				1	1				1				1	4
Riot/Disturbance/Demonstration														0
Hostage Incident														0
Visitor Related														0
Possession drug, weapon, contraband, smuggling														0
Medical emergency, quarantine, exposure, accident, unusual events												1		1
Subtotal ("Other")		0	0	1	1	0	0	0	1	0	0	1	1	5
Grand Total		19	12	26	41	24	14	19	26	26	32	15	19	273

Southern Region, 3955 Cooper Street, Jackson, MI 49201-7522

➤ Incidents which occurred off duty.		JAN	FEB	MAR	APR	MAY	JUN	JUL	AUG	SEP	OCT	NOV	DEC	TOTAL
Assault Based Critical Incidents														
Employee Victim (includes contractual staff)														
Category I			1	1			1	3			1	2	1	10
Category II														0
Category III							1		1				1	3
Category IV					1	3		1			1			6
Category V		5	3	2	8	11	7	7	6	5	4	13	11	82
Category VI														0
Subtotal (Employee Victim Assault)		5	4	3	9	14	9	11	7	5	6	15	13	101
Prisoner Victim														
Category I		8	11	10	12	12	10	15	9	16	5	9	16	133
Category II			1		1									2
Category III														0
Category IV			2	2	2		1		1	1	1		1	11
Category V		9	6	18	19	15	12	14	17	11	11	24	9	165
Category VI														0
Subtotal (Prisoner Victim Assault)		17	20	30	34	27	23	29	27	28	17	33	26	311
Non-Assault Based Critical Incidents														
Employee														
Accidental Death														0
Natural Death														0
➤ Arrest for Felony or Misdemeanor		3	2	3	3	4	3	6	2	2	5	3	1	37
Firearm Discharge				1								1		2
Chemical Agent Discharge (when reported as secondary event)		10	7	21	10	8	10	20	12	10	13	7	12	140
Use of Force for Prisoner Control		78	63	76	57	61	63	83	62	60	100	67	60	830
Taser Deployment (when reported as secondary event)		18	15	22	21	22	26	26	22	19	27	20	14	252
➤ Loss or Theft of Firearm, Chemical Agent or Ammo														0
➤ Suicide														0
➤ Suicide Attempts														0
Miscellaneous (includes: key/tool control, misconduct, reasonable suspicion, stop orders)		1	4	1	2		1	5	1	2			1	18
Subtotal (Employee Non-Assault)		110	91	124	93	95	103	140	99	93	145	98	88	1279
Prisoner														
Accidental Death													1	1
Natural Death		4	1	1	5	1	1	3	4	1	1	2		24
Other Death - Homicide							1			1				2
Escape														0
Escape Attempt														0
Drug Overdose		12	15	27	15	10	20	17	31	9	8	10	6	180
Suicide			1	2			1	1	1	2				8
Suicide Attempts / Self injury		18	21	16	15	14	13	14	22	14	28	27	18	220
Subtotal (Prisoner Non-Assault)		34	38	46	35	25	36	35	58	27	37	39	25	435
Other														
Natural Disaster/Physical Plant		1	3	3		4	1	2	4	4	2	5	3	32
Riot/Disturbance/Demonstration		1	1				1						1	4
Hostage Incident														0
Visitor Related										1			1	2
Possession drug, weapon, contraband, smuggling		2	1	1	2	1	1	1		1		2	1	13
Medical emergency, quarantine, exposure, accident, unusual events		6	6	2	1	8	2	3	6	7	2	2	4	49
Subtotal ("Other")		10	11	6	3	13	5	6	10	13	4	9	10	100
Grand Total		176	164	209	174	174	176	221	201	166	209	194	162	2226

Jackson Area Region: Critical Incident Totals, 2021



There were 2232 Critical Incidents in the Jackson Region. The data was compiled from 17 Correctional Facilities from January 1, 2021 - December 31, 2021.

Michigan Department of Corrections, Public Act 166 of 2021 Boilerplate Reporting
Critical Incident Reports, Section 911, January 1, 2021-December 31, 2021

Gus Harrison Correctional Facility, 2727 E. Beecher St., Adrian, MI 49221

Incidents which occurred off duty.		JAN	FEB	MAR	APR	MAY	JUN	JUL	AUG	SEP	OCT	NOV	DEC	TOTAL
Assault Based Critical Incidents														
Employee Victim (includes contractual staff)														
Category I														0
Category II														0
Category III														0
Category IV			1	1		2								4
Category V	1				1		2	1				2	2	9
Category VI														0
Subtotal (Employee Victim Assault)	1	1	1	1	1	2	2	1	0	0	0	2	2	13
Prisoner Victim														
Category I						1				2			1	4
Category II														0
Category III														0
Category IV					1		1							2
Category V	1	1	3			1		3	2	4		3		18
Category VI														0
Subtotal (Prisoner Victim Assault)	1	1	3	1	2	1	3	2	6	0	3	1	1	24
Non-Assault Based Critical Incidents														
Employee														
Accidental Death														0
Natural Death														0
Arrest for Felony or Misdemeanor				1					1	1			2	5
Firearm Discharge														0
Chemical Agent Discharge (when reported as secondary event)			2	3	2	3	2	2	2	3	4	3	2	28
Use of Force for Prisoner Control	5	6	4	5	4	7	4	5	10	13	8	9	9	80
Taser Deployment (when reported as secondary event)	2	1		2				1		3	4	2		15
Loss or Theft of Firearm, Chemical Agent or Ammo														0
Suicide														0
Suicide Attempts														0
Miscellaneous (includes: key/tool control, misconduct, reasonable suspicion, stop orders)			1											1
Subtotal (Employee Non-Assault)	7	10	8	9	7	9	7	8	17	21	13	19	19	135
Prisoner														
Accidental Death														0
Natural Death					1	1					1			3
Other Death - Homicide														0
Escape														0
Escape Attempt														0
Drug Overdose		1	3	1	2	5	1	2	1					16
Suicide		1							1	1				3
Suicide Attempts / Self Injury	1	3	2	1	1	4	1	1		2	2	9	9	27
Subtotal (Prisoner Non-Assault)	1	5	5	3	4	9	2	3	2	4	2	9	9	49
Other														
Natural Disaster/Physical Plant														0
Riot/Disturbance/Demonstration														0
Hostage Incident														0
Visitor Related														0
Possession drug, weapon, contraband, smuggling														0
Medical emergency, quarantine, exposure, accident, unusual events							1							1
Subtotal ("Other")	0	0	0	0	0	0	0	1	0	0	0	0	0	1
Grand Total	10	17	17	14	15	21	14	13	25	25	20	31	31	222

Michigan Department of Corrections, Public Act 166 of 2021 Boilerplate Reporting
 Critical Incident Reports, Section 911, January 1, 2021-December 31, 2021

Detroit Detention Center - 17601 Mound Rd., Detroit, MI 48212

Incidents which occurred off duty.		JAN	FEB	MAR	APR	MAY	JUN	JUL	AUG	SEP	OCT	NOV	DEC	TOTAL
Assault Based Critical Incidents														
Employee Victim (includes contractual staff)														
Category I														0
Category II														0
Category III														0
Category IV														0
Category V				1	1	1	1	2	1		1			8
Category VI														0
Subtotal (Employee Victim Assault)		0	0	1	1	1	1	2	1	0	1	0	0	8
Prisoner Victim														
Category I														0
Category II														0
Category III														0
Category IV														0
Category V														0
Category VI														0
Subtotal (Prisoner Victim Assault)		0	0	0	0	0	0	0	0	0	0	0	0	0
Non-Assault Based Critical Incidents														
Employee														
Accidental Death														0
Natural Death														0
Arrest for Felony or Misdemeanor														0
Firearm Discharge														0
Chemical Agent Discharge (when reported as secondary event)														0
Use of Force for Prisoner Control		1	2	2	3	1		5	2	1	2	2	2	23
Taser Deployment (when reported as secondary event)		1				1		3	1					6
Loss or Theft of Firearm, Chemical Agent or Ammo														0
Suicide														0
Suicide Attempts														0
Miscellaneous (includes: key/tool control, misconduct, reasonable suspicion, stop orders)								1						1
Subtotal (Employee Non-Assault)		2	2	2	3	2	0	9	3	1	2	2	2	30
Prisoner														
Accidental Death														0
Natural Death		1										1		2
Other Death - Homicide														0
Escape														0
Escape Attempt														0
Drug Overdose														0
Suicide														0
Suicide Attempts / Self Injury		1		1										2
Subtotal (Prisoner Non-Assault)		2	0	1	0	0	0	0	0	0	0	1	0	4
Other														
Natural Disaster/Physical Plant				1				1	1					3
Riot/Disturbance/Demonstration														0
Hostage Incident														0
Visitor Related														0
Possession drug, weapon, contraband, smuggling														0
Medical emergency, quarantine, exposure, accident, unusual events			1			1			1	1				4
Subtotal ("Other")			1			1			1	1				0
Grand Total		4	2	4	4	3	1	11	4	1	3	3	2	42

Michigan Department of Corrections, Public Act 166 of 2021 Boilerplate Reporting
Critical Incident Reports, Section 911, January 1, 2021-December 31, 2021

Bellamy Creek Correctional Facility, 1727 W. Bluewater Highway, Ionia, MI 48846

Incidents which occurred off duty.		JAN	FEB	MAR	APR	MAY	JUN	JUL	AUG	SEP	OCT	NOV	DEC	TOTAL
Assault Based Critical Incidents														
Employee Victim (includes contractual staff)														
Category I												2		2
Category II												2		2
Category III														0
Category IV														0
Category V			2										1	3
Category VI														0
Subtotal (Employee Victim Assault)		0	2	0	0	0	0	0	0	0	0	4	1	7
Prisoner Victim														
Category I		1				1	1	3	1		2			9
Category II														0
Category III														0
Category IV									1					1
Category V				2	2	2		1	2			3	2	14
Category VI														0
Subtotal (Prisoner Victim Assault)		1	0	2	2	3	1	4	4	0	2	3	2	24
Non-Assault Based Critical Incidents														
Employee														
Accidental Death														0
Natural Death														0
Arrest for Felony or Misdemeanor					1			3			1			5
Firearm Discharge														0
Chemical Agent Discharge (when reported as secondary event)	1		7	1	1		2	1	2		2		1	18
Use of Force for Prisoner Control	11	7	13	12	8	5	11	14	11	11	7	4		114
Taser Deployment (when reported as secondary event)	1	2	3	4	6	4	3	7	4	3	2	2		41
Loss or Theft of Firearm, Chemical Agent or Ammo														0
Suicide														0
Suicide Attempts														0
Miscellaneous (includes: key/tool control, misconduct, reasonable suspicion, stop orders)					1		1	1						3
Subtotal (Employee Non-Assault)	13	9	23	19	15	10	20	22	17	15	11	7		181
Prisoner														
Accidental Death														0
Natural Death												1		1
Other Death - Homicide														0
Escape														0
Escape Attempt														0
Drug Overdose		1	1		1							1		4
Suicide			1											1
Suicide Attempts / Self Injury		1		2	1		1		1				1	7
Subtotal (Prisoner Non-Assault)	0	2	2	2	2	0	1	0	1	0	2	1		13
Other														
Natural Disaster/Physical Plant	1						1				1			3
Riot/Disturbance/Demonstration														0
Hostage Incident														0
Visitor Related														0
Possession drug, weapon, contraband, smuggling						1								1
Medical emergency, quarantine, exposure, accident, unusual events	2		1				1			1				5
Subtotal ("Other")	3	0	1	0	1	2	0	0	1	1	0	0		9
Grand Total	17	13	28	23	21	13	25	26	19	18	20	11		234

Michigan Department of Corrections, Public Act 166 of 2021 Boilerplate Reporting
Critical Incident Reports, Section 911, January 1, 2021-December 31, 2021

Ionia Correctional Facility, 1576 W. Bluewater Highway, Ionia, MI 48846

Incidents which occurred off duty.		JAN	FEB	MAR	APR	MAY	JUN	JUL	AUG	SEP	OCT	NOV	DEC	TOTAL
Assault Based Critical Incidents														
Employee Victim (includes contractual staff)														
Category I														0
Category II														0
Category III														0
Category IV														0
Category V		1			1									2
Category VI														0
Subtotal (Employee Victim Assault)		1	0	0	1	0	0	0	0	0	0	0	0	2
Prisoner Victim														
Category I														0
Category II														0
Category III														0
Category IV											1			1
Category V														0
Category VI														0
Subtotal (Prisoner Victim Assault)		0	0	0	0	0	0	0	0	0	1	0	0	1
Non-Assault Based Critical Incidents														
Employee														
Accidental Death														0
Natural Death														0
Arrest for Felony or Misdemeanor		1				1					1			3
Firearm Discharge												1		1
Chemical Agent Discharge (when reported as secondary e		1	2	5	1	1	2	5	3	2	3		4	29
Use of Force for Prisoner Control		8	8	13	4	4	12	10	4	7	11	3	5	89
Taser Deployment		6	2	5	2	3	10	3	1	3	8	3	1	47
Loss or Theft of Firearm, Chemical Agent or Ammo														0
Suicide														0
Suicide Attempts														0
Miscellaneous (includes: key/tool control, misconduct, reasonable suspicion, stop orders)													1	1
Subtotal (Employee Non-Assault)		16	12	23	7	9	24	18	8	12	23	7	11	170
Prisoner														
Accidental Death														0
Natural Death														0
Other Death - Homicide										1				1
Escape														0
Escape Attempt														0
Drug Overdose														0
Suicide														0
Suicide Attempts / Self Injury				1			1							2
Subtotal (Prisoner Non-Assault)		0	0	1	0	0	1	0	0	1	0	0	0	3
Other														
Natural Disaster/Physical Plant														0
Riot/Disturbance/Demonstration														0
Hostage Incident														0
Visitor Related													1	1
Possession drug, weapon, contraband, smuggling														0
Medical emergency, quarantine, exposure, accident, unusual events														0
Subtotal ("Other")		0	0	0	0	0	0	0	0	0	0	0	1	1
Grand Total		17	12	24	8	9	25	18	8	13	24	7	12	177

Michigan Department of Corrections, Public Act 166 of 2021 Boilerplate Reporting
Critical Incident Reports, Section 911, January 1, 2021-December 31, 2021

G. Robert Cotton Correctional Facility, 3500 N. Elm Road, Jackson, MI 49201

Incidents which occurred off duty.		JAN	FEB	MAR	APR	MAY	JUN	JUL	AUG	SEP	OCT	NOV	DEC	TOTAL
Assault Based Critical Incidents														
Employee Victim (includes contractual staff)														
Category I														0
Category II														0
Category III														0
Category IV											1			1
Category V							1			1		1		3
Category VI														0
Subtotal (Employee Victim Assault)		0	0	0	0	0	1	0	0	1	1	1	0	4
Prisoner Victim														
Category I				1	1			1		1		1	2	7
Category II														0
Category III														0
Category IV														0
Category V		3	1	5	5	1	3	3	1	1	3	5	1	32
Category VI														0
Subtotal (Prisoner Victim Assault)		3	1	6	6	1	3	4	1	2	3	6	3	39
Non-Assault Based Critical Incidents														
Employee														
Accidental Death														0
Natural Death														0
Arrest for Felony or Misdemeanor					1			1						2
Firearm Discharge														0
Chemical Agent Discharge		1												1
Use of Force for Prisoner Control		6	1	3	6	3	2	1	3	5	7	3	3	43
Taser Deployment		3	1	3	5	1	3	2	1	1	3	1	3	27
Loss or Theft of Firearm, Chemical Agent or Ammo														0
Suicide														0
Suicide Attempts														0
Miscellaneous (includes: key/tool control, misconduct, reasonable suspicion, stop orders)					1				1					2
Subtotal (Employee Non-Assault)		10	2	6	13	4	5	4	5	6	10	4	6	75
Prisoner														
Accidental Death														0
Natural Death								1						1
Other Death - Homicide							1							1
Escape														0
Escape Attempt														0
Drug Overdose		7	11	19	8	5	6	9	20	5	5	1		96
Suicide														0
Suicide Attempts / Self Injury				1		1					1	1		4
Subtotal (Prisoner Non-Assault)		7	11	20	8	6	7	10	20	5	6	2	0	102
Other														
Natural Disaster/Physical Plant				1		1				2				4
Riot/Disturbance/Demonstration								1					1	2
Hostage Incident														0
Visitor Related														0
Possession drug, weapon, contraband, smuggling														0
Medical emergency, quarantine, exposure, accident, unusual events		1	1			1								3
Subtotal ("Other")		1	1	1	0	2	0	1	0	2	0	0	1	9
Grand Total		21	15	33	27	13	16	19	26	16	20	13	10	229

Michigan Department of Corrections, Public Act 166 of 2021 Boilerplate Reporting

Critical Incident Reports, Section 911, January 1, 2021-December 31, 2021

Cooper Street Correctional Facility, 3100 N. Elm Road, Jackson, MI 49201

Incidents which occurred off duty.		JAN	FEB	MAR	APR	MAY	JUN	JUL	AUG	SEP	OCT	NOV	DEC	TOTAL
Assault Based Critical Incidents														
Employee Victim (includes contractual staff)														
Category I														0
Category II														0
Category III														0
Category IV														0
Category V					1									1
Category VI														0
Subtotal (Employee Victim Assault)		0	0	0	1	0	0	0	0	0	0	0	0	1
Prisoner Victim														
Category I												1		1
Category II														0
Category III														0
Category IV														0
Category V			1		1									2
Category VI														0
Subtotal (Prisoner Victim Assault)		0	1	0	1	0	0	0	0	0	0	1	0	3
Non-Assault Based Critical Incidents														
Employee														
Accidental Death														0
Natural Death														0
Arrest for Felony or Misdemeanor					1			1						2
Firearm Discharge														0
Chemical Agent Discharge														0
Use of Force for Prisoner Control				1	2	3	1	3	2	1		1	1	15
Taser Deployment					1			1						2
Loss or Theft of Firearm, Chemical Agent or Ammo														0
Suicide														0
Suicide Attempts														0
Miscellaneous (includes: key/tool control, misconduct, reasonable suspicion, stop orders)			1							1				2
Subtotal (Employee Non-Assault)		0	1	1	4	3	1	5	2	2	0	1	1	21
Prisoner														
Accidental Death														0
Natural Death														0
Other Death - Homicide														0
Escape														0
Escape Attempt														0
Drug Overdose				1	1			1	2		1	2		8
Suicide														0
Suicide Attempts / Self Injury												1		1
Subtotal (Prisoner Non-Assault)		0	0	1	1	0	0	1	2	0	1	3	0	9
Other														
Natural Disaster/Physical Plant		1				1	2	1			1		2	8
Riot/Disturbance/Demonstration														0
Hostage Incident														0
Visitor Related														0
Possession drug, weapon, contraband, smuggling		1												1
Medical emergency, quarantine, exposure, accident, unusual events							1							1
Subtotal ("Other")		2	0	0	0	1	3	1	0	0	1	0	2	10
Grand Total		2	2	2	7	4	4	7	4	2	2	5	3	44

Michigan Department of Corrections, Public Act 166 of 2021 Boilerplate Reporting
Critical Incident Reports, Section 911, January 1, 2021-December 31, 2021

Lakeland Correctional Facility, 141 First Street, Coldwater, MI 49036

Incidents which occurred off duty.		JAN	FEB	MAR	APR	MAY	JUN	JUL	AUG	SEP	OCT	NOV	DEC	TOTAL
Assault Based Critical Incidents														
Employee Victim (includes contractual staff)														
Category I														0
Category II														0
Category III														0
Category IV										1				1
Category V														0
Category VI														0
Subtotal (Employee Victim Assault)		0	0	0	0	0	0	0	0	1	0	0	0	1
Prisoner Victim														
Category I			1				1			1				3
Category II														0
Category III														0
Category IV														0
Category V			1	2	1	2		2					1	9
Category VI														0
Subtotal (Prisoner Victim Assault)		0	2	2	1	2	1	2	0	1	0	0	1	12
Non-Assault Based Critical Incidents														
Employee														
Accidental Death														0
Natural Death														0
Arrest for Felony or Misdemeanor									1			1		2
Firearm Discharge														0
Chemical Agent Discharge			1	3										4
Use of Force for Prisoner Control		1	3	3	1		1	1	1		2	1	2	16
Taser Deployment		1	1		1			1			1			5
Loss or Theft of Firearm, Chemical Agent or Ammo														0
Suicide														0
Suicide Attempts														0
Miscellaneous (includes: key/tool control, misconduct, reasonable suspicion, stop orders)														0
Subtotal (Employee Non-Assault)		2	5	6	2	0	1	2	2	0	3	2	2	27
Prisoner														
Accidental Death														0
Natural Death					1			2						3
Other Death - Homicide														0
Escape														0
Escape Attempt														0
Drug Overdose						1						1	1	3
Suicide														0
Suicide Attempts / Self Injury														0
Subtotal (Prisoner Non-Assault)		0	0	0	1	1	0	2	0	0	0	1	1	6
Other														
Natural Disaster/Physical Plant									1					1
Riot/Disturbance/Demonstration														0
Hostage Incident														0
Visitor Related														0
Possession drug, weapon, contraband, smuggling												1		1
Medical emergency, quarantine, exposure, accident, unusual events									1	1				2
Subtotal ("Other")		0	0	0	0	0	0	0	2	1	0	1	0	4
Grand Total		2	7	8	4	3	2	6	4	3	3	4	4	50

Michigan Department of Corrections, Public Act 166 of 2021 Boilerplate Reporting
Critical Incident Reports, Section 911, January 1, 2021-December 31, 2021

Macomb Correctional Facility 34625 26 Mile Road, Lenox Township, MI 48048

Incidents which occurred off duty.		JAN	FEB	MAR	APR	MAY	JUN	JUL	AUG	SEP	OCT	NOV	DEC	TOTAL
Assault Based Critical Incidents														
Employee Victim (includes contractual staff)														
Category I				1			1	2			1			5
Category II														0
Category III							1		1				1	3
Category IV						1								1
Category V				2		6		1	1	1	2	4	1	18
Category VI														0
Subtotal (Employee Victim Assault)		0	0	1	2	7	2	3	2	1	3	4	2	27
Prisoner Victim														
Category I		1		1		1				1		2		6
Category II														0
Category III														0
Category IV														0
Category V		1	1	3	2	3	5	2	7	3	2	6		35
Category VI														0
Subtotal (Prisoner Victim Assault)		2	1	4	2	4	5	2	7	4	2	8	0	41
Non-Assault Based Critical Incidents														
Employee														
Accidental Death														0
Natural Death														0
Arrest for Felony or Misdemeanor				1										1
Firearm Discharge														0
Chemical Agent Discharge (when reported as secondary event)		5	2	2	3	1	3	8	1	2	1	2	4	34
Use of Force for Prisoner Control		16	12	11	9	6	13	17	12	12	22	20	8	158
Taser Deployment (when reported as secondary event)		1	6	7	3	5	6	4	10	7	6	7	5	67
Loss or Theft of Firearm, Chemical Agent or Ammo														0
Suicide														0
Suicide Attempts														0
Miscellaneous (includes: key/tool control, misconduct, reasonable suspicion, stop orders)										1				1
Subtotal (Employee Non-Assault)		22	20	21	15	12	22	29	23	22	29	29	17	261
Prisoner														
Accidental Death													1	1
Natural Death		1					1							2
Other Death - Homicide														0
Escape														0
Escape Attempt														0
Drug Overdose		1		1	2		2	1	3			2	4	16
Suicide														0
Suicide Attempts / Self Injury		3	4	5	1	6	4	7	7	5	6	10	1	59
Subtotal (Prisoner Non-Assault)		5	4	6	3	6	7	8	10	5	6	12	6	78
Other														
Natural Disaster/Physical Plant			1			1							1	3
Riot/Disturbance/Demonstration														0
Hostage Incident														0
Visitor Related														0
Possession drug, weapon, contraband, smuggling														0
Medical emergency, quarantine, exposure, accident, unusual events		1				2				1	1	1	1	7
Subtotal ("Other")		1	1	0	0	3	0	0	0	1	1	1	2	10
Grand Total		30	26	32	22	32	36	42	42	33	41	54	27	417

Michigan Department of Corrections, Public Act 166 of 2021 Boilerplate Reporting
Critical Incident Reports, Section 911, January 1, 2021-December 31, 2021

Richard A. Handlon Correctional Facility, 1728 Bluewater Highway, Ionia, MI 48846

Incidents which occurred off duty.		JAN	FEB	MAR	APR	MAY	JUN	JUL	AUG	SEP	OCT	NOV	DEC	TOTAL
Assault Based Critical Incidents														
Employee Victim (includes contractual staff)														
Category I														0
Category II														0
Category III														0
Category IV								1						1
Category V			1											1
Category VI														0
Subtotal (Employee Victim Assault)		0	1	0	0	0	0	1	0	0	0	0	0	2
Prisoner Victim														
Category I							1			1				2
Category II			1											1
Category III														0
Category IV													1	1
Category V			1			2						2		5
Category VI														0
Subtotal (Prisoner Victim Assault)		0	2	0	0	2	1	0	0	1	0	2	1	9
Non-Assault Based Critical Incidents														
Employee														
Accidental Death														0
Natural Death														0
Arrest for Felony or Misdemeanor														0
Firearm Discharge														0
Chemical Agent Discharge											1			1
Use of Force for Prisoner Control		1		2	2	1	2	7	1	1	3	1	2	23
Taser Deployment				1	1	1		4			1	1		9
Loss or Theft of Firearm, Chemical Agent or Ammo														0
Suicide														0
Suicide Attempts														0
Miscellaneous (includes: key/tool control, misconduct, reasonable suspicion, stop orders)		1	2					1						4
Subtotal (Employee Non-Assault)		2	2	3	3	2	2	12	1	1	5	2	2	37
Prisoner														
Accidental Death														0
Natural Death				1						2				3
Other Death - Homicide														0
Escape														0
Escape Attempt														0
Drug Overdose		3	2	2	3		3		1	2				16
Suicide														0
Suicide Attempts / Self Injury			1							3	3	1	1	9
Subtotal (Prisoner Non-Assault)		3	3	3	3	0	3	0	3	5	3	1	1	28
Other														
Natural Disaster/Physical Plant			2	1					1				2	6
Riot/Disturbance/Demonstration							1							1
Hostage Incident														0
Visitor Related														0
Possession drug, weapon, contraband, smuggling														0
Medical emergency, quarantine, exposure, accident, unusual events						1		1	1	2	1			6
Subtotal ("Other")		0	2	1	0	1	1	1	2	2	1	2	0	13
Grand Total		5	10	7	6	5	7	14	6	9	9	7	4	89

Michigan Department of Corrections, Public Act 166 of 2021 Boilerplate Reporting
Critical Incident Reports, Section 911, January 1, 2021-December 31, 2021

Charles Egeler Reception/Guidance Center & Duane Waters Health Care, 3855 Cooper Street, Jackson, MI 49201

Incidents which occurred off duty.		JAN	FEB	MAR	APR	MAY	JUN	JUL	AUG	SEP	OCT	NOV	DEC	TOTAL
Assault Based Critical Incidents														
Employee Victim (includes contractual staff)														
Category I			1											1
Category II														0
Category III														0
Category IV														0
Category V					1	1	1		1	2		2	3	11
Category VI														0
Subtotal (Employee Victim Assault)		0	1	0	1	1	1	0	1	2	0	2	3	12
Prisoner Victim														
Category I			1	1			1							3
Category II														0
Category III														0
Category IV										1				1
Category V				1	5		1	1	1	1		3	2	15
Category VI														0
Subtotal (Prisoner Victim Assault)		0	1	2	5	0	2	1	1	2	0	3	2	19
Non-Assault Based Critical Incidents														
Employee														
Accidental Death														0
Natural Death														0
Arrest for Felony or Misdemeanor								1						1
Firearm Discharge				1										1
Chemical Agent Discharge (when reported as secondary event)	1				1									2
Use of Force for Prisoner Control	6	3	7	2	5	1	8	1	4	2	5	6	6	50
Taser Deployment (when reported as secondary event)	2		1		2		3	1	1		1	1	1	12
Loss or Theft of Firearm, Chemical Agent or Ammo														0
Suicide														0
Suicide Attempts														0
Miscellaneous (includes: key/tool control, misconduct, reasonable suspicion, stop orders)														0
Subtotal (Employee Non-Assault)	9	3	9	3	7	1	12	2	5	2	6	7	7	66
Prisoner														
Accidental Death														0
Natural Death					1									1
Other Death - Homicide														0
Escape														0
Escape Attempt														0
Drug Overdose														0
Suicide				1			1							2
Suicide Attempts / Self Injury														0
Subtotal (Prisoner Non-Assault)	0	0	1	1	0	0	1	0	0	0	0	0	0	3
Other														
Natural Disaster/Physical Plant									1					1
Riot/Disturbance/Demonstration		1												1
Hostage Incident														0
Visitor Related														0
Possession drug, weapon, contraband, smuggling	1													1
Medical emergency, quarantine, exposure, accident, unusual events			1											1
Subtotal ("Other")	1	2	0	0	0	0	0	0	1	0	0	0	0	4
Grand Total	10	7	12	10	8	4	14	4	10	2	11	12	12	104

Michigan Department of Corrections, Public Act 166 of 2021 Boilerplate Reporting

Critical Incident Reports, Section 911, January 1, 2021-December 31, 2021

Michigan Reformatory, 1342 W. Main, Ionia, MI 48846

		JAN	FEB	MAR	APR	MAY	JUN	JUL	AUG	SEP	OCT	NOV	DEC	TOTAL
Assault Based Critical Incidents														
Employee Victim (includes contractual staff)														
Category I														0
Category II														0
Category III														0
Category IV														0
Category V						1		1				1	1	4
Category VI														0
Subtotal (Employee Victim Assault)		0	0	0	0	1	0	1	0	0	0	1	1	4
Prisoner Victim														
Category I										1		1		2
Category II														0
Category III														0
Category IV														0
Category V									2	1	4	3	1	11
Category VI														0
Subtotal (Prisoner Victim Assault)		0	0	0	0	0	0	0	2	2	4	4	1	13
Non-Assault Based Critical Incidents														
Employee														
Accidental Death														0
Natural Death														0
Arrest for Felony or Misdemeanor			1				1				1			3
Firearm Discharge														0
Chemical Agent Discharge (when reported as secondary event)	1			1	1	1	1	1	2	1	2		1	11
Use of Force Prisoner Control	2	2	1	3	1	1	2	2	1	2	5	2		24
Taser Deployment (when reported as secondary event)		2		1				1			1	1		6
Loss or Theft of Firearm, Chemical Agent or Ammo														0
Suicide														0
Suicide Attempts														0
Miscellaneous (includes: key/tool control, misconduct, reasonable suspicion, stop orders)														0
Subtotal (Employee Non-Assault)	3	5	1	5	2	3	3	5	2	6	6	3		44
Prisoner														
Accidental Death														0
Natural Death									2					2
Other death - Homicide														0
Escape														0
Escape Attempt														0
Drug Overdose								1				1		2
Suicide														0
Suicide Attempts / Self Injury				1								3		4
Subtotal (Prisoner Non-Assault)	0	0	0	1	0	0	0	3	0	0	4	0		8
Other														
Natural Disaster/Physical Plant									2			1	1	4
Riot/Disturbance/Demonstration	1													1
Hostage Incident														0
Visitor Related														0
Possession drug, weapon, contraband, smuggling														0
Medical emergency, quarantine, exposure, accident, unusual events	1	1							1			1		4
Subtotal ("Other")	2	1	0	0	0	0	0	3	0	0	2	1		9
Grand Total	5	6	1	6	3	3	4	13	4	10	17	6		78

Michigan Department of Corrections, Public Act 166 of 2021 Boilerplate Reporting
Critical Incident Reports, Section 911, January 1, 2021-December 31, 2021

Parnall Correctional Facility, 1780 E. Parnall, Jackson, MI 49201-7138

Incidents which occurred off duty		JAN	FEB	MAR	APR	MAY	JUN	JUL	AUG	SEP	OCT	NOV	DEC	TOTAL
Assault Based Critical Incidents														
Employee Victim (includes contractual staff)														
Category I														0
Category II														0
Category III														0
Category IV														0
Category V								1					1	2
Category VI														0
Subtotal (Employee Victim Assault)		0	0	0	0	0	0	1	0	0	0	0	1	2
Prisoner Victim														
Category I									1					1
Category II														0
Category III														0
Category IV														0
Category V		1	1		2	1		1	2				1	9
Category VI														0
Subtotal (Prisoner Victim Assault)		1	1	0	2	1	0	1	3	0	0	0	1	10
Non-Assault Based Critical Incidents														
Employee														
Accidental Death														0
Natural Death														0
Arrest for Felony or Misdemeanor		1		1									1	3
Firearm Discharge														0
Chemical Agent Discharge														0
Use of Force for Prisoner Control		2			1	2	3	2	1		1	1	1	14
Taser Deployment		1			1		1	1					1	7
Loss or Theft of Firearm, Chemical Agent or Ammo														0
Suicide														0
Suicide Attempts														0
Miscellaneous (includes: key/tool control, misconduct, reasonable suspicion, stop orders)					1									1
Subtotal (Employee Non-Assault)		4	0	2	2	2	4	3	1	0	1	2	4	25
Prisoner														
Accidental Death														0
Natural Death		1			1					1				3
Other Death - Homicide														0
Escape														0
Escape Attempt														0
Drug Overdose														0
Suicide														0
Suicide Attempts / Self Injury														0
Subtotal (Prisoner Non-Assault)		1	0	0	1	0	0	0	0	1	0	0	0	3
Other														
Natural Disaster/Physical Plant														0
Riot/Disturbance/Demonstration														0
Hostage Incident														0
Visitor Related														0
Possession drug, weapon, contraband, smuggling														0
Medical emergency, quarantine, exposure, accident, unusual events													1	1
Subtotal ("Other")		0	0	0	0	0	0	0	0	0	0	0	1	1
Grand Total		6	1	2	5	3	4	5	4	1	1	2	7	41

Michigan Department of Corrections, Public Act 166 of 2021 Boilerplate Reporting
Critical Incident Reports, Section 911, January 1, 2021-December 31, 2021

Thumb Correctional Facility, 3225 John Conley Drive, Lapeer, MI 48446

Incidents which occurred off duty.		JAN	FEB	MAR	APR	MAY	JUN	JUL	AUG	SEP	OCT	NOV	DEC	TOTAL
Assault Based Critical Incidents														
Employee Victim (includes contractual staff)														
Category I								1						1
Category II														0
Category III														0
Category IV														0
Category V		2		1				1	2					6
Category VI														0
Subtotal (Employee Victim Assault)		2	0	1	0	0	0	2	2	0	0	0	0	7
Prisoner Victim														
Category I														0
Category II					1									1
Category III														0
Category IV														0
Category V		2		2		1	2	1		1				9
Category VI														0
Subtotal (Prisoner Victim Assault)		2	0	2	1	1	2	1	0	1	0	0	0	10
Non-Assault Based Critical Incidents														
Employee														
Accidental Death														0
Natural Death														0
Arrest for Felony or Misdemeanor				1										1
Firearm Discharge														0
Chemical Agent Discharge (when reported as secondary ev	1	1	1	1	1	1	1	4	1		1		1	13
Use of Force for Prisoner Control	3	3	4	1	4	4	4	5	3	1	1	1		30
Taser Deployment			1			3	2					1		7
Loss or Theft of Firearm, Chemical Agent or Ammo														0
Suicide														0
Suicide Attempts														0
Miscellaneous (includes: key/tool control, misconduct, reasonable suspicion, stop orders)								1						1
Subtotal (Employee Non-Assault)	4	4	7	2	8	7	10	4	1	2	2	1		52
Prisoner														
Accidental Death														0
Natural Death		1												1
Other Death - Homicide														0
Escape														0
Escape Attempt														0
Drug Overdose						1	4	3	2			1		11
Suicide														0
Suicide Attempts / Self Injury			1	1	3	1				1				7
Subtotal (Prisoner Non-Assault)	0	1	1	1	4	5	3	2	0	1	1	0		19
Other														
Natural Disaster/Physical Plant						2		1		1	1	1	1	7
Riot/Disturbance/Demonstration														0
Hostage Incident														0
Visitor Related														0
Possession drug, weapon, contraband, smuggling			1	1										2
Medical emergency, quarantine, exposure, accident, unusual events		1		1	1								1	4
Subtotal ("Other")	0	1	1	2	3	0	1	0	1	1	1	1	2	13
Grand Total	8	6	12	6	16	14	17	8	3	4	4	4	3	101

Michigan Department of Corrections, Public Act 166 of 2021 Boilerplate Reporting
Critical Incident Reports, Section 911, January 1, 2021-December 31, 2021

Woodland Center Correctional Facility, 9036 E. M-36 Whitmore Lake, MI 48189

Incidents which occurred off duty.		JAN	FEB	MAR	APR	MAY	JUN	JUL	AUG	SEP	OCT	NOV	DEC	TOTAL
Assault Based Critical Incidents														
Employee Victim (includes contractual staff)														
Category I													1	1
Category II														0
Category III														0
Category IV			1	1	1									3
Category V				1	1	1	1	1	1		1	1	2	10
Category VI														0
Subtotal (Employee Victim Assault)		0	1	2	2	1	1	1	1	0	1	1	3	14
Prisoner Victim														
Category I														0
Category II														0
Category III														0
Category IV														0
Category V								1				1		2
Category VI														0
Subtotal (Prisoner Victim Assault)		0	0	0	0	0	0	1	0	0	0	1	0	2
Non-Assault Based Critical Incidents														
Employee														
Accidental Death														0
Natural Death														0
Arrest for Felony or Misdemeanor			1			2								3
Firearm Discharge														0
Chemical Agent Discharge (when reported as secondary event)														0
Use of Force for Prisoner Control	16	16	9	6	4	7	5	8	5	20	7	12		115
Taser Deployment (when reported as secondary event)														0
Loss or Theft of Firearm, Chemical Agent or Ammo														0
Suicide														0
Suicide Attempts														0
Miscellaneous (includes: key/tool control, misconduct, reasonable suspicion, stop orders)														0
Subtotal (Employee Non-Assault)	16	17	9	6	6	7	5	8	5	20	7	12		118
Prisoner														
Accidental Death														0
Natural Death	1			1										2
Other Death - Homicide														0
Escape														0
Escape Attempt														0
Drug Overdose											1			1
Suicide										1				1
Suicide Attempts / Self Injury	12	12	6	9	4	4	5	12	5	16	9	6		100
Subtotal (Prisoner Non-Assault)	13	12	6	10	4	4	5	12	6	17	9	6		104
Other														
Natural Disaster/Physical Plant	1						2	1			2	2		8
Riot/Disturbance/Demonstration														0
Hostage Incident														0
Visitor Related														0
Possession drug, weapon, contraband, smuggling														0
Medical emergency, quarantine, exposure, accident, unusual events	1				2		1	1	1				1	7
Subtotal ("Other")	2	0	0	0	2	2	2	1	1	2	2	1		15
Grand Total	31	30	17	18	13	14	14	22	12	40	20	22		253

Michigan Department of Corrections, Public Act 166 of 2021 Boilerplate Reporting

Critical Incident Reports, Section 911, January 1, 2021-December 31, 2021

Women's Huron Valley Correctional Facility, 3511 Bemis Road, Ypsilanti, MI 48197

Incidents which occurred off duty.		JAN	FEB	MAR	APR	MAY	JUN	JUL	AUG	SEP	OCT	NOV	DEC	TOTAL
Assault Based Critical Incidents														
Employee Victim (includes contractual staff)														
Category I														0
Category II														0
Category III														0
Category IV														0
Category V						1	1					2		4
Category VI														0
Subtotal (Employee Victim Assault)		0	0	0	0	1	1	0	0	0	0	2	0	4
Prisoner Victim														
Category I														0
Category II														0
Category III														0
Category IV					1									1
Category V		1			1	1					2			5
Category VI														0
Subtotal (Prisoner Victim Assault)		1	0	0	2	1	0	0	0	0	2	0	0	6
Non-Assault Based Critical Incidents														
Employee														
Accidental Death														0
Natural Death														0
Arrest for Felony or Misdemeanor		1				1	2			1		2		7
Firearm Discharge														0
Chemical Agent Discharge (when reported as secondary event)				1	1	1	2	2	3		2			12
Use of Force for Prisoner Control			3	1	1	1	4	2	3	1	3	2	3	23
Taser Deployment (when reported as secondary event)				1										1
Loss or Theft of Firearm, Chemical Agent or Ammo														0
Suicide														0
Suicide Attempts														0
Miscellaneous (includes: key/tool control, misconduct, reasonable suspicion, stop orders)								1						1
Subtotal (Employee Non-Assault)		1	0	5	2	3	8	5	6	2	5	4	3	44
Prisoner														
Accidental Death														0
Natural Death														0
Other Death - Homicide														0
Escape														0
Escape Attempt														0
Drug Overdose		1						2		1	1	1	1	7
Suicide		1												1
Suicide Attempts / Self Injury		1				1			2					4
Subtotal (Prisoner Non-Assault)		3	0	0	0	1	0	2	2	1	1	1	1	12
Other														
Natural Disaster/Physical Plant														0
Riot/Disturbance/Demonstration														0
Hostage Incident														0
Visitor Related										1				1
Possession drug, weapon, contraband, smuggling			1							1				2
Medical emergency, quarantine, exposure, accident, unusual events				1					1					2
Subtotal ("Other")		0	1	1	0	0	0	0	1	2	0	0	0	5
Grand Total		5	1	6	4	6	9	7	9	5	8	7	4	71