

PRISONER RE-ENTRY

SPECIAL ALTERNATIVE INCARCERATION PR In-Reach Facility Male and Female

ANNUAL REPORT -2021-

**Pursuant to: PA 87 of 2021
Sec. 611
MCL 791.234a (9)**

Heidi E. Washington, Director

REPORT HIGHLIGHTS

- 148 SAI male prisoners from 50 counties and 24 male probationers from 15 counties were enrolled in the program.
- 42.0% of the male prisoners, 24.0% of the male probationers, enrolled in the program were serving for drug related offenses.
- 123 SAI male prisoners and 21 male probationers successfully completed the program. The successful completion rates were 96% for SAI male prisoners and 91.6% for male probationers.
- The program is cost effective as compared to prison.
- 24 male offenders earned their GED Certificates while enrolled in the program.
- 82 SAI female prisoners from 34 counties and 4 female probationers from 4 counties were enrolled in the program.
- 73 SAI female prisoners and 3 female probationers successfully completed the program (includes prisoners/probationers enrolled in 2021 but graduated in 2021). The successful completion rates were 89% for SAI female prisoners and 75% for female probationers.
- The program is cost effective as compared to prison.
- Due to COVID-19 outbreaks and quarantines at the facility, offenders earned their GED Certificates while enrolled in the program.

TABLE OF CONTENTS

What is Offender Re-Entry	3-5
Special Alternative Incarceration	5-10
Program Cost Effectiveness	10
Evening Educational and Re-Entry Programming	10
Male- Summary of 2021 Probationer Program Statistics	11
Male- Summary of 2021 SAI Prisoner Program Statistics	12
Male- Probationer Admissions by Offense Type	13
Male- Prisoner Admissions by Offense Type	14
Female- Summary of 2021 Probationer Program Statistics	15
Female- Summary of 2021 SAI Prisoner Program Statistics	16
Female- Probationer Admissions by Offense Type	17
Female- Prisoner Admissions by Offense Type	18
Comparison of Outcomes SAI-Prison vs. Non-SAI	19-22
APPENDICES A-N (Males and Females)	
A. 2021 Admissions by County – Probationer	22-26
B. 2021 Admissions by County – SAI Prisoner	26-30
C. 2021 Admissions by Month	30-32
D. 2021 Admissions by Gender	32
E. 2021 Monthly Population Totals	33-34
F. 2021 Program Outcomes by County - Probationer	35-39
G. 2021 Program Outcomes by County – Prisoner	39-43
H. 2021 Monthly Program Outcomes - Prisoner	43-44
I. 2021 Monthly Program Outcomes – Probationer	44-45
J. 2021 Graduates by Gender	45-46
K. Comparative Program Outcomes - 2019 and 2021	46-47

What is Offender Re-Entry?

Offender Re-entry is the process of leaving prison or jail and returning to society. All former offenders experience re-entry into the community whether they are released on parole or without supervision. With successful re-entry, there are great benefits to the community including improved public safety, a tremendous cost savings by reducing the chances for recidivism, and the long-term reintegration of the former offender.

The Offender Success Vision

The vision of the Michigan Offender Success Model is that every offender released from prison will have the tools needed to succeed in the community and the opportunity to utilize those tools to be productive, self-sufficient citizens. The OS Mission

The mission of the Michigan Offender Success Model is to reduce crime by implementing a seamless plan of services, supervision, and opportunities developed with each offender and delivered through state and regional collaboration with the goal of obtaining employment and self-sufficiency.

The mission is accomplished by targeting service provision to meet the identified needs of returning offenders, thereby reducing their risk of recidivism and enhancing their employment opportunities.

The Three-Phase, Decision-Point OS Model

The OS Model involves improved decision making at critical decision points in the three phases of the custody, release, and community supervision/discharge process. The Special Alternative Incarceration Program encompasses both the Getting Ready and Going Home phases.

GETTING READY

The institutional phase describes the details of events and responsibilities that occur during the prisoner's imprisonment from admission until the point of the parole decision and involves two major decision points:

1. Assessment and classification: Measuring the prisoner's risks, needs, and strengths.
2. Prisoner programming: Assignments to reduce risk, address need, and build on strengths.

Participation in each program is the result of assessing each offender's risks and needs using the Correctional Offender Management Profiling for Alternative Sanctions (COMPAS) and the Transition Accountability Plan (TAP).

The evidence-based programs provided during the offender's SAI experience are:

Cognitive Behavioral Restructuring (Male): Thinking Matters, Journaling (thinking report format), Cage Your Rage, Victim Awareness, Advanced Substance Abuse Therapy, Domestic Violence (Bridges), MIDVP (Batterers Intervention).

Cognitive Behavioral Restructuring (Female): Phase II Outpatient Substance Abuse Treatment, Seeking Safety - (PTSD and Substance Abuse/Social Support), Moving On and Meridians (for women who have used force in an inmate partner relationship)

Family/Community Structure (Male):

Family Reunification, Family Focus Meeting, Premarital Interpersonal Choices and Knowledge (PICK a Partner), Smart Steps for Stepfamilies, Religious Services, Transition Team Visits and In-Reach Services.

Family/Community Structure (Female):

Family Reunification, Family Focus, Parenting, Self-Determination, Religious Services, New Direction/New Freedom (faith-based reintegration program/voluntary participation), Transition Team Meetings and In-Reach Services.

Education:

Employment Readiness, Digital Literacy and GED

Daily Living Skills:

Pre-Release, Getting it Right (Change Plan, Relapse Prevention, Manage My Life, Responsive Thinking and Personal Growth), Winning at Work, Employment Counseling, Public Works and Institutional Work Assignments.

Daily Living Skills (Female):

The following were added on 8/1/18: Nutrition, Life Skills and Financial Planning.

Self-Discipline:

Interaction within a highly structured disciplined setting-Offenders rise at 6:00 A.M., attend programs and work assignments throughout the day and participate in physical exercise. (Exercise designed for the offender's physical ability) Bedtime is at 10:00 P.M. There are no individual televisions, radios, games or other distractions that prevent the offender from learning and applying the skills they learn while incarcerated in the SAI Program. The offender is challenged mentally, emotionally, and physically while at SAI.

GOING HOME

The second phase is the going home phase and involves the transition to the community and begins before the prisoner's target release date. In this phase, highly specific re-entry plans are organized that address housing, employment, and services to address addiction and mental illness. Phase Two involves the next two major decision points:

3. Prisoner release preparation: Developing a strong, public-safety-conscious parole plan.
4. Release decision making: Improving parole release guidelines.

The second phase is the "Going home or transitioning from prison to the community" phase. Prior to re-entering the community, a plan utilizing community in-reach resources is developed in collaboration with the offender and those state and local resources.

The community plan is designed to enhance public safety by effective risk management, treatment programs, offender accountability and community and victim participation. These plans are developed prior to the offender leaving SAI with the assistance of Transition Teams.

During the Transition Team or "In-reach" meeting, the offender is introduced to their parole or probation agent. The agent will discuss their home placement and brief initial reporting instructions. Transition Team members from various service providers will be present at the meeting to inquire as to what services the offender will

initially require upon release. The offender is allowed the opportunity to discuss or ask questions regarding their release and transition.

STAYING HOME

The community and discharge phase begin when the prisoner is released from prison and continues until discharge from community parole supervision. In this phase, it is the responsibility of the former prisoner, human services providers, and the offender’s network of community supports and mentors to assure continued success. Phase Three involves the final three major decision points of the transition process:

5. Supervision and services: Providing flexible and firm supervision and services.
6. Revocation decision making: Using graduated sanctions to respond to behavior.
7. Discharge and aftercare: Determining community responsibility to “take over” the case.

Upon release from Special Alternative Incarceration, prisoners are placed on parole for a minimum of 18 months at the expiration of their minimum sentence, or as determined by the Parole Board. The first 120 days of any trainee released from SAI will be under intense supervision. For the first 120 days of this period, the offender will be on tether. After the intensive supervision period, the offender will transfer to either a regular parole caseload or a regular probation case.

Special Alternative Incarceration Program*

The Special Alternative Incarceration Program (SAI) has been established as a Prisoner Re-Entry (PR) In-Reach Facility. Early on in this transition it was evident that SAI needed to make and be able to demonstrate significant changes in its structure and operation to meet the standards of Evidence Based Practice established in the OS Model. The SAI program provides for a decrease in the costs of incarceration by reducing the need for premium bed space for more extended periods of time. SAI is unique in the sense that they are a Phase I (Getting Ready) and a Phase II (Going Home) facility requiring the approval of the offender’s judge and/or Parole Board to participate in the 90-day program. The program and structural (evidence based) modifications to the SAI program that have been fully implemented are:

SAI
In-reach facility: Focus on individual risks and needs. Provides programming to address these risks and needs.
<p>1. Assessment and classification: Each offender who enters SAI has a COMPAS profile which is used by the classification director in assigning the offender to programs and work assignments that will increase their knowledge and provide the tools to become successful in the community upon their release. Offenders are now provided specific and appropriate responsive programming based upon their individual strengths and needs as profiled by the COMPAS and entered into the Transition Accountability Plan.</p>
<p>2. Offender programming (Male): The programming menus at SAI consist of the following to meet the goals of PR and the programming standards. These programs are delivered in a 90-day period.</p> <ul style="list-style-type: none"> • Thinking Matters (Cognitive Behavioral Program) • Cage Your Rage (Cognitive Behavioral Program) • Journaling -Thinking Reports (Cognitive Behavioral Program) • Domestic Violence (Bridges)

- Victim Awareness
- Family Reunification Education Workshop
- Family Focus Meetings
- Premarital Interpersonal Choices and Knowledge (PICK a Partner)
- Smart Steps for Stepfamilies
- Advanced Substance Abuse Therapy (ASAT) provided by Catholic Charities
- GED
- Employment Readiness
- Pre-Release Vocational Educational Planning
- Getting it Right
- Employment Counseling
- Winning at Work
- MIDVP (Batterers Intervention)

Offender programming (Female):

The programming menus at SAI consist of the following to meet the goals of OS and the programming standards. These programs are delivered in a 90-day period:

- Family Reunification Meetings
- Family Focus Workshops
- Substance Abuse treatment provided by contracted agency
- GED
- Employment Readiness & Digital Literacy
- Seeking Safety
- Moving On
- Meridians
- Self Determination
- Parenting
- New Direction/New Freedom provided by Prison Fellowship (paused during COVID-19)
- Nutrition
- Life Skills
- Financial Planning

3. Release decision making:

The COMPAS and Transitional Accountability Plan are used in developing the offender's release plan. All offenders entering SAI are either given automatic paroles or probation depending on the successful 90-day completion. An Institutional Parole Agent enters the COMPAS profile into the Transition Accountability Plan. This entry is created by COMPAS Assessment, criminal history, and the trainee interview. The Transition Accountability Plan (TAP) is used to identify programming and needed intervention to reduce recidivism

The Offenders profile is used by the classification director to classify trainees to the programs needed to strengthen weaknesses and to strengthen the existing skills of an offender to become successful in the community. Once the programs are completed, the completion and evaluation for SAI offender is entered into the TAP by the Institutional Parole Agent. Completion and offender progress evaluation is provided by a supplemental 363 which was developed for SAI study evaluation purposes. This supplemental form provides both qualitative and quantitative information that allows for better audit information gathering and release decision making.

4. *Offender release preparation:*

Three reports currently completed by staff at SAI are:

30 Day Report-reporting court information, after care agent, placement information including employment plans.

Final Report: identifies court information, agent, approved placement, and program participation.

Transition Accountability Plan: An Institutional Parole Agent (IPA) interviews the trainees and enters SAI completion data into OCMS that is used in the field to supervise the trainee when released to the community. It is also used by the Transition Teams that meet with the trainee before SAI completion for the purpose of offender release preparation.

Transition Team visits are coordinated by the PR Facility Coordinator. This team works collaboratively to develop a strong public safety conscious release plan with the offender prior to release from SAI. The meetings are either in person, by phone or video.

Disciplinary Process

The disciplinary process focuses on pro-social modeling and intrinsic motivation.

Immediate Verbal Counseling - Counsel trainee pointing out infraction of a rule or negative behavior.

Extra Drill - Marching and facing movements.

Extra Duty – Extra work; cleaning trash cans, toilets, washing windows etc., up to two hours, along with very close supervision.

Journaling - Writing in a journal about behavior, emotions, and making good decisions based upon what they are being taught in programming, i.e., Cage Your Rage, Thinking Matters, Journaling.

Motivation Detail - Detail consisting of hard physical labor and motivational PT, along with very close supervision.

Program Review Board (Male) - A board usually consisting of the Deputy Warden, Treatment Staff, and Shift Commander to review poor or disruptive behavior, major misconduct results, medical issues, lack of progress in the program etc., and determine whether the trainee referred should continue in the program or be terminated.

Program Review Board (Female) - A board usually consisting of the Deputy Warden, SAI Sergeant, Resident Unit Manager, and Prison Counselor to review poor or disruptive behavior, misconduct results, medical/mental health issues, lack of progress in the program etc., and determine whether the trainee referred should continue in the program or be terminated.

SAI Health Care also designates certain trainees with medical issues in a "Medically Compromised Platoon". These trainees are not allowed to do any physical training and are not assigned to any work assignments which require intense physical labor without Health Care approval. They are carefully monitored and are allowed to benefit by participating in the Prisoner Re-entry classes.

Staff Development

Modified to the SAI Staff Academy, which incorporates the changes made to become a PR In-Reach Facility. Staff currently attending the Academy will be trained to facilitate current programs, supervise trainees (medical and non-medical), using skills received by attending the "Offenders Under Our Care" module, SAI Staff Academy and the MDOC New Employees' School. Training in the areas of Evidence Based Programming for each facilitator is also provided.

Current staffing level male facility:

23 custody staff

6 Administrative staff

3 Education staff

Current staffing level female facility:

08 Custody staff

01 Administrative staff

01 Food Service staff

07 Healthcare staff (full time and part time combined)

01 Education staff

Capacity Building (Male)

A medical criterion was issued on January 6, 2009, to change the medical requirements of SAI to allow medically compromised prisoners and probationers to participate in the program (see Attachment 2). Further criterion was developed to screen outpatient mental health prisoners for participation in the SAI Program. These changes, combined with those of the Psychological Service Unit screening criteria, have now increased the number of prisoners available to participate in the SAI program. The current male offender capacity is 152.

The healthcare staff assigned to Cooper Street Correctional Facility where SAI is housed covers all of SAI healthcare, mental health, and dental needs.

To ensure the SAI program is not refusing possible candidates into the program the following process were implemented: no categorical exclusions for medical or mental health reasons, a documented passive appeal process, and offender education on the appeal process. All potential denials for SAI admission are vetted through the chain of command up through a review by the Chief Medical Officer to assure that a denial is appropriate, and that the offender is unable to be accommodated via the MCP (Medically Compromised Platoon) or an ADA accommodation via Offenders with Disabilities. The facility ADA Coordinators are also included in the review process. The goal is to admit every SAI eligible offender, when possible.

In keeping with the components of the Prisoner Re-Entry and expected participation of medically comprised/mentally ill trainees in the SAI program, two modifications have been made to the structure of the program. The changes affect the SAI trainee disciplinary process and physical training regimen. Based on the expected increased risk of heat-related illnesses and number of trainees now on "restricted physical training status" for medical and mental health related illnesses, the operating procedure has been changed, eliminating physical discipline sanctions for medically restricted and non-medically restricted trainees. This change significantly increased the number of offenders who can participate in the SAI program.

*See 2010 Annual Report for a full before and after comparison of SAI program and structure

Capacity Building (Female)

Throughout 2021, the following were implemented: no categorical exclusions for medical or mental health, a documented passive appeal process, and offender education on the appeal process. All potential rejections for SAI admission are vetted through the chain of command up through a review by the Chief Medical Officer to assure that a rejection is appropriate, and that the offender is unable to be accommodated via the MCP (Medically Compromised Platoon) or an ADA accommodation via Offenders with Disabilities. The facility ADA Coordinators are also included in the review process. The goal is to admit every SAI eligible offender, when possible.

Female trainees are also potentially eligible to participate in MAT (Medication Assisted Treatment) if needed following a comprehensive assessment by mental health and health care providers.

SAI Women's Program was modified to incorporate 1:1 intake interview, positive reinforcement, team building exercises, new workshops (nutrition, life skills and financial planning), an updated parenting program, earned visitation opportunities with immediate family, and 1:1 exit interviews upon SAI completion.

A revised mental health criterion was approved by BHCS on October 17, 2018. The SAI mental health screening criteria has been updated so that prisoners and probationers have the same requirement for SAI placement. Previously, prisoners who were on an OPT caseload and taking medication were required to demonstrate 6 months of stable functioning. Under the revised criteria, 2 months of stable mental health (GAF >60) is the minimum requirement. A new policy directive PD 04.06.155 *Offenders with Disabilities* was implemented on August 1, 2018. This policy requires adherence to Title II of ADA, which in part requires that evaluations be completed as necessary to determine if reasonable accommodations can be made for SAI admission, participation, and program completion, if they otherwise meet the SAI eligibility criterion. A revised medical criterion was approved by BHCS on October 21, 2016, allowing for pregnant offenders to participate in SAI via the Medically Compromised Platoon if they could complete prior to 32 weeks gestation.

A revised medical criterion was approved by BHCS on June 17, 2015, to change the medical admission requirements of SAI-Female to allow additional prisoners and probationers to participate in the program because the facility has 24-hour nursing. A medical criterion was issued on January 6, 2009, to change the medical requirements of SAI to allow medically compromised prisoners and probationers to participate in the program (see Attachment 2). Further criterion was developed to screen outpatient mental health prisoners for participation in the SAI Program.

These changes have increased the number of prisoners available to participate in the SAI program. The current female capacity is 58 which includes ZPF and ZLW.

SAI's female facility currently operates with one R.N., one-part time L.P.N., one Clinical Social Worker, one Health Care supervisor, part time dental, one general office assistant and staff from the Outpatient Mental Health Team. Physical structure includes examination rooms, medication room, medical teleconferencing room, and a dental clinic.

In keeping with the components of Offender Success and expected participation of medically comprised/mentally ill trainees in the SAI program, two modifications have been made to the structure of the program. The changes affect the SAI trainee disciplinary process and physical training regimen. Based on the expected increased risk of heat-related illnesses and number of trainees now on "restricted physical training status" for medical and mental health related illnesses, the operating procedure has been changed, eliminating physical discipline sanctions for medically restricted and non-medically restricted trainees. This change increased the number of offenders who can participate in the SAI program.

PROGRAM COST EFFECTIVENESS

A process and impact evaluation conducted by the JFA Institute included a cost benefit assessment to estimate net savings that can be attributed to the SAI program. The analysis incorporated up-to-date information regarding SAI population, cumulative SAI program costs (including programs), estimated length of stay in prison for non-SAI cases and per diem costs for Level I and Level II facilities in its calculation. It further controlled for higher parole grant rates that have occurred recently. Finally, recognizing that Length of Stay (LOS) and probability of parole are different, separate estimates were done for each SAI group: Probation, Prison and Intensive Reentry. The figure below is a consolidation of those separate estimates and reflects the mix of trainee types at the time the study was conducted. Net savings figures are subject to change according to SAI population (and resulting per diem costs) and the mix of referral sources.

Based on a mix of Prison SAI, Intensive Reentry (past ERD) and Probation cases, the JFA estimates annual net savings from SAI to be 2,000 prison beds and associated operating costs.

EVENING EDUCATIONAL AND SELF-HELP PROGRAMMING (Male)

While enrolled in the program, all 172 male offenders admitted in 2021, participated in programming classes consisting of Thinking Matters, Smart Steps for Stepfamilies, Family Reunification Workshop, PICK a Partner, Pre-Release, Advanced Substance Abuse Therapy, Employment Readiness, Cage Your Rage, Domestic violence (Bridges), Victim Awareness, Journaling and MIDVP (Batterers Intervention).

Of those completing all mandatory GED test modules, 24 male offenders earned their GED Certificates. Those offenders that did not have the academic skills necessary to take the GED test as determined by Test of Adult Basic Education (TABE) were enrolled in academic education classes. Program graduates who have completed a portion of the GED test battery are enrolled in adult education programs in the community during the residential aftercare portion of the program.

EVENING EDUCATIONAL AND SELF-HELP PROGRAMMING (Female)

While enrolled in the program, all 86 female offenders admitted in 2021, participated in programming classes consisting of Parenting (if needed), Self Determination, Moving On, Seeking Safety, Family Reunification, Phase II Substance Abuse (if needed), Meridians (if needed), Family Focus, Employment Readiness and Digital Literacy.

3 (three) female offenders of those completing all mandatory GED test modules, earned their GED Certificates. Those offenders that did not have the academic skills necessary to take the GED test as determined by Test of Adult Basic Education (TABE) were enrolled in academic education classes. Program graduates who have completed a portion of the GED test battery are enrolled in adult education programs in the community during the residential aftercare portion of the program.

SUMMARY OF 2021 MALE PROBATIONER PROGRAM STATISTICS

Male probationer program statistics for 2021 are presented in the attached appendices. These key data are summarized as follows:

Of the probationers enrolled in the program:

1. 13 (48.0%) were African American
2. 14 (52.0%) were Caucasian
3. 0 (0.0%) were Hispanic
4. 0 (0.0%) were of other races

Probationers sentenced in 17 counties enrolled in the program.

Probationer age at sentencing ranged from 18 years to 33 years, with the 18–22-year age group comprising 33.3% of all admissions.

As of December 31, 2021, 6 male probationers were enrolled in the program.

Of the 24 probationers who either completed or were terminated from the program:

(Note: Completed figures include probationers who were already in the program as of January 1, 2021).

1. 22 (91.6%) successfully completed the program
2. 0 (0.0%) voluntarily withdrew
3. 0 (0.0%) were terminated as rule violators

1 probationer (4.16%) was terminated for medical reasons, and 1 probationer (4.16%) was terminated as unqualified.

(Note: Probationers terminated for medical reasons or for being unqualified are reasons out of the probationer's control).

SUMMARY OF 2021 SAI MALE PRISONER PROGRAM STATISTICS

SAI male prisoner program statistics for 2021 are presented in the attached appendices. These key data are summarized as follows:

Of the 154 prisoners enrolled in the program:

1. 53 (34.4%) were African American
2. 95 (61.7%) were Caucasian
3. 1 (0.6%) were Hispanic
4. 5 (3.2%) were of other races

SAI male prisoners sentenced in 49 counties enrolled in the program.

SAI male prisoner age at sentencing ranged from 18 years to 67 years, with the 18–22-year age group comprising 20.5% of all admissions.

As of December 31, 2021, 6 prisoners were enrolled in the program.

Of the 128 SAI male prisoners who either completed or were terminated from the program:
(Note: Completed figures include prisoners who were already in the program as of January 1, 2021).

1. 123 (96.0%) successfully completed the program
2. 0 (0%) voluntarily withdrew
3. 1 (1%) were terminated as rule violators

0 SAI male prisoners (0.0%) were terminated for medical reasons, and 4 SAI male prisoners (3%) were terminated as unqualified.

(Note: Prisoners terminated for medical reasons or for being unqualified are reasons out of the prisoner's control).

PROBATIONER ADMISSIONS BY OFFENSE TYPE (Male)

The sentence for each of the 24 male probationers who entered the program during 2021 was used for the groupings listed below. For probationers serving more than one sentence, the sentence entered into the database first is listed.

Each of the following offense type groupings contains offenses which are similar in nature. For example, the "Fraud" category contains all cases involving financial transactions where trickery or deceit was an element of the crime.

OFFENSE TYPE	PERCENT of TOTAL
	Males
1. Drug Offenses	25.0%
2. Home Invasion	12.5%
3. Assault	33.3 %
4. Unlawful Driving	0.0%
5. Robbery	8.3%
6. Larceny	4.16%
7. Fraud	0.0%
8. Weapons	4.16%
9. Breaking & Entering	8.3%
10. Miscellaneous	4.16%

SAI PRISONER ADMISSIONS BY OFFENSE TYPE (Male)

The controlling sentence for each of the 148 SAI male prisoners who entered the program during 2021 was used for the groupings listed below. For prisoners serving more than one sentence, the sentence with the longest minimum term is the controlling sentence.

Each of the following offense type groupings contains offenses which are similar in nature. For example, the "Fraud" category contains all cases involving financial transactions where trickery or deceit was an element of the crime.

OFFENSE TYPE	PERCENT of TOTAL
	Males
1. Drug Offenses	40.5%
2. Home Invasion	6.1%
3. Assault	17.0%
4. Unlawful driving	13.0%
5. Robbery	4.1%
6. Larceny	2.0%
7. Fraud	1.0%
8. Weapons	7.0%
9. Breaking & Entering	1.0%
10. Miscellaneous	9.0%

SUMMARY OF 2021 FEMALE PROBATIONER PROGRAM STATISTICS

Female probationer program statistics for 2021 are presented in the attached appendices. These key data are summarized as follows:

Of the 4 probationers enrolled in the program:

1. 1 (25%) were African American
2. 3 (75%) were Caucasian
3. 0 (0.0%) were Hispanic
4. 0 (0.0%) were of other races

Probationers sentenced in 4 counties enrolled in the program.

Probationer age at sentencing ranged from 20 years to 32 years, with the 18–22-year age group comprising 25% of all admissions.

As of December 31, 2021, 0 female probationers were enrolled in the program.

Of the 4 probationers who either completed or were terminated from the program:

(Note: Completed figures include probationers who were already in the program as of January 1, 2021).

1. 3 (75%) successfully completed the program.
2. 0 (0%) voluntarily withdrew.
3. 0 (0.0%) were terminated as rule violators.

One (1) probationer was terminated for medical reasons, and zero (0) probationers were terminated as unqualified.

(Note: Probationers terminated for medical reasons or for being unqualified are reasons out of the probationer's control).

SUMMARY OF 2021 SAI FEMALE PRISONER PROGRAM STATISTICS

SAI female prisoner program statistics for 2021 are presented in the attached appendices. These key data are summarized as follows:

Of the 82 prisoners enrolled in the program:

1. 8 (10%) were African American
2. 72 (87%) were Caucasian
3. 0 (0%) were Hispanic
4. 2 (3%) were of other races

Prisoners sentenced in 34 counties enrolled in the program.

Prisoner age at sentencing ranged from 21 years to 57 years, with the 18–22-year age group comprising 3.6% of all admissions.

As of December 31, 2021, 15 SAI female prisoners were enrolled in the program.

Of the 82 SAI female prisoners who either completed or were terminated from the program:
(Note: Completed figures include prisoners who were already in the program as of January 1, 2021).

1. 73 (92%) successfully completed the program
2. 1 (1.9%) voluntarily withdrew
3. 6 (2.3%) was terminated as a rule violator

One (1) 1.9% SAI female prisoner was terminated for medical reasons, one (1) 1.9% SAI female prisoner was terminated as unqualified.

(Note: Prisoners terminated for medical reasons or for being unqualified are reasons out of the prisoner's control).

PROBATIONER ADMISSIONS BY OFFENSE TYPE (Female)

The sentence for each of the 1 female probationer who entered the program during 2021 was used for the groupings listed below. For probationers serving more than one sentence, the sentence entered into the database first is listed.

Each of the following offense type groupings contains offenses which are similar in nature. For example, the "Fraud" category contains all cases involving financial transactions where trickery or deceit was an element of the crime.

OFFENSE TYPE	PERCENT of TOTAL
	Females
1. Drug Offenses	0%
2. Home Invasion	100%
3. Assault	0%
4. Unlawful Driving	0%
5. Robbery	0%
6. Larceny	0%
7. Fraud	0%
8. Weapons	0%
9. Breaking & Entering	0%
10. Miscellaneous	0%

SAI PRISONER ADMISSIONS BY OFFENSE TYPE (Female)

The controlling sentence for each of the 60 SAI female prisoners who entered the program during 2021 was used for the groupings listed below. For prisoners serving more than one sentence, the sentence with the longest minimum term is the controlling sentence.

Each of the following offense type groupings contains offenses which are similar in nature. For example, the "Fraud" category contains all cases involving financial transactions where trickery or deceit was an element of the crime.

OFFENSE TYPE	PERCENT of TOTAL
	Females
1. Drug Offenses	59%
2. Home Invasion	0%
3. Assault	7%
4. Unlawful driving	1.2%
5. Robbery	3.6%
6. Larceny	1.2%
7. Fraud	3.6%
8. Weapons	2.4%
9. Breaking & Entering	0%
10. Miscellaneous	22%

Comparison of Outcomes: SAI-Prison vs. Non-SAI Paroles

In 2008 the SAI program was substantially modified to bring it in to line with principles of the PR model and standards for Evidence Based Practices (EBP). Specifically, SAI was shifted from a strictly military style Boot Camp approach to an approach focused on individualized assessment of risk and needs and programs targeted to factors associated with each trainee's criminality.

A key element of the restructuring of the SAI program was to contract with Dr. James Austin of the JFA Institute to conduct a scientifically rigorous process and outcomes evaluation of the "new SAI". Previous SAI assessments (e.g., MDOC reports of SAI vs. non-SAI recidivism, Auditor General study of SAI) have generally concluded that SAI outcomes were no worse or even slightly better than non-SAI results. They also agreed that SAI reduces MDOC bed needs due to the shorter length of prison stay for SAI participants. However, none of those studies utilized a rigorously matched Comparison Group, making it impossible to estimate actual net effects of SAI. Further, those studies reported results for the "old SAI," prior to its 2008 modifications.

The JFA evaluation was conducted in two parts. The first phase of the study was a process evaluation designed to assess the extent to which SAI had actually been transformed from a Boot Camp to an Intensive Reentry program. The process assessment included objective data on changes to assessment, programming, community collaboration and program success rates. In addition, the researchers collected qualitative data regarding how both trainees and staff viewed the changes to the program and the extent to which the culture of SAI has been changed to match the structural changes. In other words, the process assessment measured the extent to which actual practice matched theory.

Several key findings emerged from the JFA process evaluation. Among the more important are:

- The process evaluation found that the recommended changes in program screening and intervention/programmatic structure were successfully made in the SAI program. These changes significantly enhanced SAI's potential to reduce recidivism, the MDOC population and agency costs.
- These program modifications positioned the SAI program to continue to produce cost-effective reductions in the Michigan prison population without jeopardizing public safety.
- The modified SAI program is clearly saving significant prison bed space and should be able to demonstrate lower recidivism rates in the future.

Once it was concluded that the SAI program had been successfully transformed, the decision was taken to proceed with the outcome evaluation phase of the study. The outcome evaluation used a comparison group matched on key characteristics, including age, race, gender, current offense and risk. Thus, the comparison group had similar likelihoods of recidivism apart from the effects of SAI and any differences in outcomes found can be reliably attributed to the effects of the SAI program.

Because the changes to the SAI program were so fundamental, results for offenders who went through the program before late 2008 are not informative about the effects of the program as currently constituted. Thus, outcomes reported here are limited to those contained in the Impact Evaluation phase of the JFA evaluation. These results are limited to twelve month follow up, but plans are in place to continue to follow graduates of the modified SAI program to obtain two (and ultimately three) years of outcomes data. Results for the twelve month follow up are summarized in the table following.

Four separate outcomes are reported: Return as Technical Violator, Return with a New Sentence, Conviction for a New Crime and Arrest for a New Felony. Two levels of comparison are of interest in determining the effects of SAI.

1. Comparison of results for the Matched Comparison Group to those for all non-SAI parolees provides a measure of how offenders who look like SAI trainees would be expected to perform on parole relative to the overall parole population. In other words, what would their recidivism rate be without SAI?
2. Comparison of outcomes for SAI graduates to the Comparison Group measures the net effects of SAI on recidivism after other offender characteristics are controlled for. In other words, this comparison captures the **net effects** of the SAI program itself.

**Comparison of Twelve-Month Outcomes
SAI Prison Parolees vs.
Matched Comparison Group and All non-SAI Parolees
(Parole Releases January 2008 – May 2009)**

	GROUP					
	SAI Prison		Matched Non-SAI Comparison		All Non-SAI Paroles	
	N	%	N	%	N	%
	1,006	100%	1,006	100%	13,951	100%
Returned to Prison Technical Parole Violator	38	3.8%	43	4.3%	695	5.0%
Returned to Prison Parole Violator New Sentence	53	5.3%	61	6.1%	624	4.5%
New Conviction	130	12.9%	174	17.3%	1,674	12.0%
New Arrest	317	31.5%	371	36.9%	3,787	27.1%

DATA SOURCE: JFA Institute, Special Alternative Incarceration Program: Second Year Process and Impact Evaluation (2012)

Looking at the two types of comparison noted above, some key findings emerge from the table.

- On all measures except Return for Technical Violations, the matched comparison group showed outcomes worse than those for all non-SAI parolees. In other words, offenders who looked like SAI trainees had higher rates of failure than all other parolees if they were not exposed to SAI. This demonstrates that, on the whole, SAI deals with offenders that are more difficult, i.e., riskier than parolees in general.
- On every measure of recidivism, the SAI Prison cases performed better than the matched Comparison Group. They were arrested, convicted and returned to prison at lower rates than comparable cases that did not go through the SAI program. In many cases, rates for the SAI Prison graduates were not much higher than the overall parole population despite their overall riskier profile.

It is worth noting that SAI Prison group includes trainees who graduated in 2008 and who did not go through the “new SAI”. Thus, any effects from the substantial modifications to SAI would not show up for these cases.

The JFA report also notes that the effects of SAI are higher for the 2010-2009 releases than they were for a cohort of 2004 releases compared to a matched comparison group. This suggests that the modifications to the SAI program are producing better outcomes than the old Boot Camp model. Thus, it is reasonable to expect that follow up of more cases that have gone through the modified SAI program will demonstrate better results than what has been captured in this first JFA outcomes analysis.

2021 ADMISSIONS BY COUNTY –PROBATIONER (Males)

MALES

Sentencing County	Number of Admissions	% of Total Admissions
Alcona	0	0.0%
Alger	0	0.0%
Allegan	0	0.0%
Alpena	1	4.1%
Antrim	0	0.0%
Arenac	0	0.0%
Baraga	0	0.0%
Barry	0	0.0%
Bay	0	0.0%
Benzie	0	0.0%
Berrien	0	0.0%
Branch	0	0.0%
Calhoun	0	0.0%
Cass	0	0.0%
Charlevoix	0	0.0%
Cheboygan	0	0.0%
Chippewa	0	0.0%
Clare	0	0.0%
Clinton	0	0.0%
Crawford	0	0.0%
Delta	0	0.0%
Dickinson	0	0.0%
Eaton	0	0.0%
Emmet	0	0.0%
Genesee	2	8.3%
Gladwin	0	0.0%
Gogebic	0	0.0%
Grand Traverse	0	0.0%
Gratiot	1	4.1%
Hillsdale	0	0.0%
Houghton	0	0.0%
Huron	0	0.0%
Ingham	2	8.3%
Ionia	0	0.0%
Iosco	0	0.0%
Iron	0	0.0%
Isabella	1	4.1%
Jackson	1	4.1%
Kalamazoo	1	4.1%
Kalkaska	0	0.0%
Kent	0	0.0%
Keweenaw	0	0.0%
Lake	0	0.0%
Lapeer	0	0.0%

2021 ADMISSIONS BY COUNTY –PROBATIONER – Cont. (Males)

MALES

Sentencing County	Number of Admissions	% of Total Admissions
Leelanau	0	0.0%
Lenawee	0	0.0%
Livingston	0	0.0%
Luce	0	0.0%
Mackinac	0	0.0%
Macomb	2	8.3%
Manistee	0	0.0%
Marquette	0	0.0%
Mason	0	0.0%
Mecosta	0	0.0%
Menominee	0	0.0%
Midland	1	4.1%
Missaukee	0	0.0%
Monroe	0	0.0%
Montcalm	1	4.1%
Montmorency	0	0.0%
Muskegon	0	0.0%
Newaygo	0	0.0%
Oakland	2	8.3%
Oceana	1	4.1%
Ogemaw	0	0.0%
Ontonagon	0	0.0%
Osceola	0	0.0%
Oscoda	0	0.0%
Otsego	0	0.0%
Ottawa	0	0.0%
Presque Isle	0	0.0%
Roscommon	0	0.0%
Saginaw	2	8.3%
St. Clair	0	0.0%
St. Joseph	0	0.0%
Sanilac	0	0.0%
Schoolcraft	0	0.0%
Shiawassee	0	0.0%
Tuscola	0	0.0%
Van Buren	1	4.1%
Washtenaw	3	12.5%
Wayne	2	8.3%
Wexford	0	0.0%
Totals	24	100.0%

2021 ADMISSIONS BY COUNTY –PROBATIONER (Female)

FEMALES

**Sentencing
County** **Number of
Admissions** **% of Total
Admissions**

Alcona	0	0.0%
Alger	0	0.0%
Allegan	0	0.0%
Alpena	0	0.0%
Antrim	0	0.0%
Arenac	0	0.0%
Baraga	0	0.0%
Barry	0	0.0%
Bay	0	0.0%
Benzie	0	0.0%
Berrien	1	100%
Branch	0	0.0%
Calhoun	0	0.0%
Cass	0	0.0%
Charlevoix	0	0.0%
Cheboygan	0	0.0%
Chippewa	0	0.0%
Clare	0	0.0%
Clinton	0	0.0%
Crawford	0	0.0%
Delta	0	0.0%
Dickinson	0	0.0%
Eaton	0	0.0%
Emmet	0	0.0%
Genesee	0	0.0%
Gladwin	0	0.0%
Gogebic	0	0.0%
Grand Traverse	0	0.0%
Gratiot	0	0.0%
Hillsdale	0	0.0%
Houghton	0	0.0%
Huron	0	0.0%
Ingham	0	0.0%
Ionia	0	0.0%
Iosco	0	0.0%
Iron	0	0.0%
Isabella	0	0.0%
Jackson	0	0.0%
Kalamazoo	0	0.0%
Kalkaska	0	0.0%
Kent	0	0.0%
Keweenaw	0	0.0%
Lake	0	0.0%
Lapeer	0	0.0%

2021 ADMISSIONS BY COUNTY –PROBATIONER – Cont. (Females)

FEMALES

Sentencing County	Number of Admissions	% of Total Admissions
Leelanau	0	0.0%
Lenawee	0	0.0%
Livingston	0	0.0%
Luce	0	0.0%
Mackinac	0	0.0%
Macomb	0	0.0%
Manistee	0	0.0%
Marquette	0	0.0%
Mason	0	0.0%
Mecosta	0	0.0%
Menominee	0	0.0%
Midland	0	0.0%
Missaukee	0	0.0%
Monroe	0	0.0%
Montcalm	0	0.0%
Montmorency	0	0.0%
Muskegon	0	0.0%
Newaygo	0	0.0%
Oakland	0	0.0%
Oceana	0	0.0%
Ogemaw	0	0.0%
Ontonagon	0	0.0%
Osceola	0	0.0%
Oscoda	0	0.0%
Otsego	0	0.0%
Ottawa	0	0.0%
Presque Isle	0	0.0%
Roscommon	0	0.0%
Saginaw	0	0.0%
St. Clair	0	0.0%
St. Joseph	0	0.0%
Sanilac	0	0.0%
Schoolcraft	0	0.0%
Shiawassee	0	0.0%
Tuscola	0	0.0%
Van Buren	0	0.0%
Washtenaw	0	0.0%
Wayne	0	0.0%
Wexford	0	0.0%
Total	1	100%

2021 ADMISSIONS BY COUNTY – SAI PRISONER (Males)

MALES Sentencing County	Number of Admissions	% of Total Admissions
Alcona	0	0.0%
Alger	0	0.0%
Allegan	4	3.0%
Alpena	1	0.6%
Antrim	0	0.0%
Arenac	0	0.0%
Baraga	0	0.0%
Barry	2	1.3%
Bay	0	0.0%
Benzie	0	0.0%
Berrien	7	4.7%
Branch	2	1.3%
Calhoun	1	0.6%
Cass	2	1.3%
Charlevoix	0	0.0%
Cheboygan	3	2.0%
Chippewa	0	0.0%
Clare	3	2.0%
Clinton	1	0.6%
Crawford	0	0.0%
Delta	0	0.0%
Dickinson	1	0.6%
Eaton	2	1.3%
Emmet	1	0.6%
Genesee	4	3.0%
Gladwin	0	0.0%
Gogebic	0	0.0%
Grand Traverse	5	3.3%
Gratiot	1	0.6%
Hillsdale	1	0.6%
Houghton	0	0.0%
Huron	0	0.0%
Ingham	3	2.0%
Ionia	1	0.6%
Iosco	0	0.0%
Iron	0	0.0%
Isabella	1	0.6%
Jackson	12	8.0%
Kalamazoo	3	2.0%
Kalkaska	1	0.6%
Kent	10	6.7%
Keweenaw	0	0.0%
Lake	0	0.0%
Lapeer	0	0.0%

APPENDIX B

2021 ADMISSIONS BY COUNTY – SAI PRISONER – Cont. (Males)

MALES

Sentencing County	Number of Admissions	% of Total Admissions
Leelanau	0	0.0%
Lenawee	1	0.6%
Livingston	1	0.6%
Luce	0	0.0%
Mackinac	0	0.0%
Macomb	2	1.3%
Manistee	0	0.0%
Marquette	6	4.0%
Mason	2	1.3%
Mecosta	0	0.0%
Menominee	0	0.0%
Midland	1	0.6%
Missaukee	0	0.0%
Monroe	4	3.0%
Montcalm	3	2.0%
Montmorency	0	0.0%
Muskegon	6	4.0%
Newaygo	1	0.6%
Oakland	4	3.0%
Oceana	1	0.6%
Ogemaw	0	0.0%
Ontonagon	0	0.0%
Osceola	3	2.0%
Oscoda	0	0.0%
Otsego	0	0.0%
Ottawa	6	4.0%
Presque Isle	0	0.0%
Roscommon	1	0.6%
Saginaw	1	0.6%
St. Clair	4	3.0%
St. Joseph	3	2.0%
Sanilac	2	1.3%
Schoolcraft	0	0.0%
Shiawassee	3	2.0%
Tuscola	2	1.3%
Van Buren	3	2.0%
Washtenaw	2	1.3%
Wayne	10	6.7%
Wexford	4	3.0%
Totals	148	99.8%

2021 ADMISSIONS BY COUNTY – SAI PRISONER (Female)

FEMALES

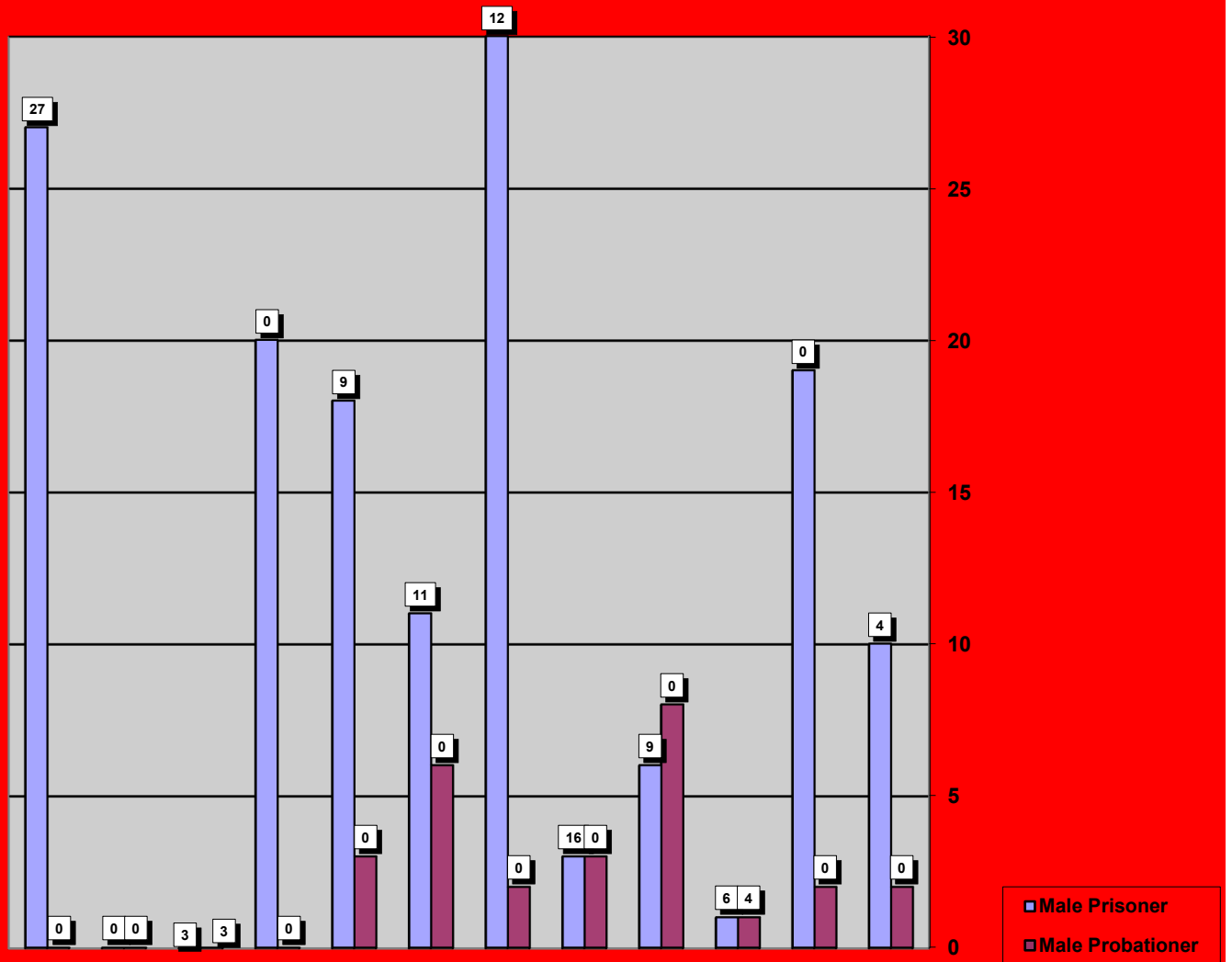
Sentencing County	Number of Admissions	% of Total Admissions
Alcona	0	0.0%
Alger	0	0.0%
Allegan	0	0.0%
Alpena	1	1.6%
Antrim	0	0.0%
Arenac	0	0.0%
Baraga	0	0.0%
Barry	1	1.6%
Bay	1	1.6%
Benzie	0	0.0%
Berrien	2	3.3%
Branch	0	0.0%
Calhoun	0	0.0%
Cass	0	0.0%
Charlevoix	2	3.3%
Cheboygan	0	0.0%
Chippewa	0	0.0%
Clare	1	1.6%
Clinton	0	0.0%
Crawford	1	1.6%
Delta	2	3.3%
Dickinson	0	0.0%
Eaton	0	0.0%
Emmet	0	0.0%
Genesee	3	5%
Gladwin	0	0.0%
Gogebic	1	1.6%
Grand Traverse	4	6.6%
Gratiot	0	0.0%
Hillsdale	1	1.6%
Houghton	0	0.0%
Huron	0	0.0%
Ingham	3	5%
Ionia	0	0.0%
Iosco	0	0.0%
Iron	1	1.6%
Isabella	4	6.6%
Jackson	2	3.3%
Kalamazoo	1	1.6%
Kalkaska	0	0.0%
Kent	1	1.6%
Keweenaw	0	0.0%
Lake	0	0.0%
Lapeer	1	1.6%

APPENDIX B

2021 ADMISSIONS BY COUNTY – SAI PRISONER – Cont.

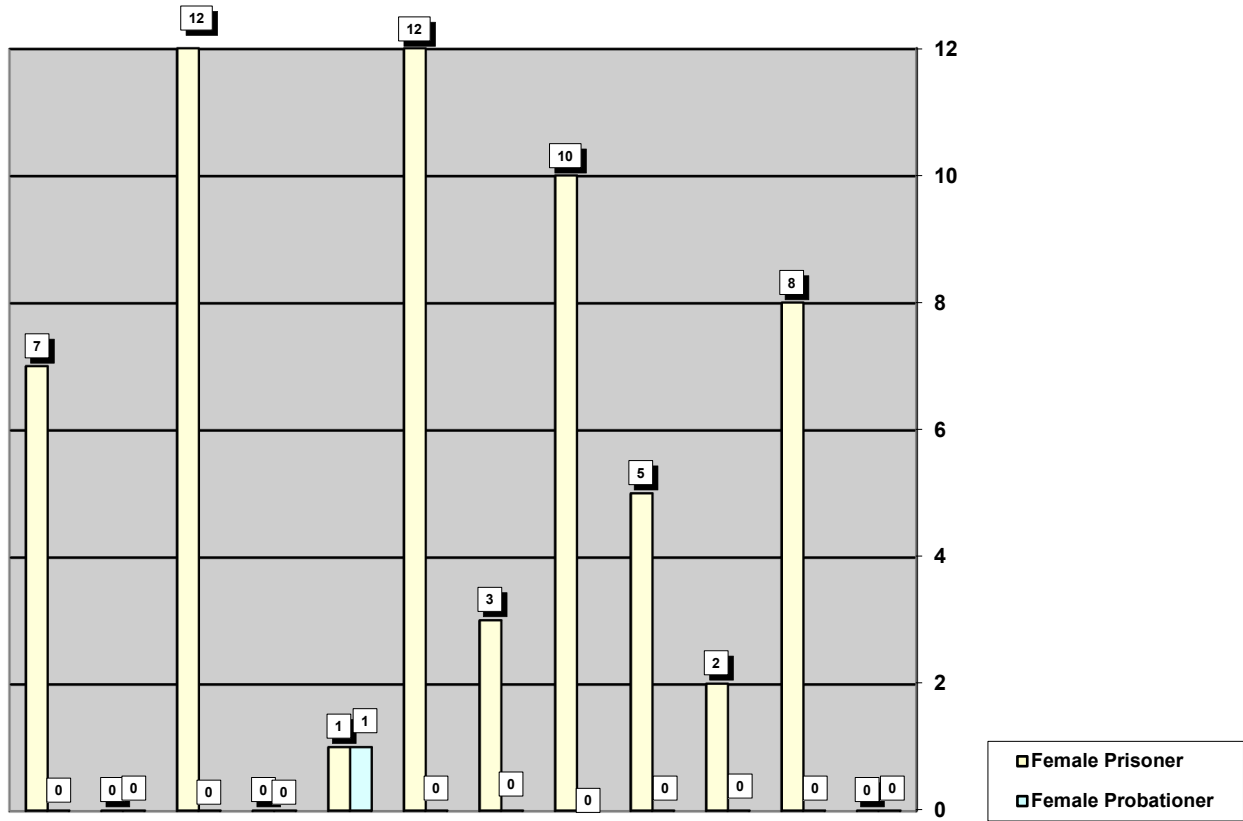
FEMALES		
Sentencing County	Number of Admissions	% of Total Admissions
Leelanau	0	0.0%
Lenawee	0	0.0%
Livingston	0	0.0%
Luce	0	0.0%
Mackinac	0	0.0%
Macomb	0	0.0%
Manistee	0	0.0%
Marquette	0	0.0%
Mason	0	0.0%
Mecosta	1	1.6%
Menominee	1	1.6%
Midland	0	0.0%
Missaukee	1	1.6%
Monroe	2	3.3%
Montcalm	2	3.3%
Montmorency	0	0.0%
Muskegon	0	0.0%
Newaygo	1	1.6%
Oakland	4	6.6%
Oceana	0	0.0%
Ogemaw	0	0.0%
Ontonagon	0	0.0%
Osceola	0	0.0%
Oscoda	0	0.0%
Otsego	0	0.0%
Ottawa	1	1.6%
Presque Isle	0	0.0%
Roscommon	2	3.3%
Saginaw	0	0.0%
St. Clair	5	8.4%
St. Joseph	0	0.0%
Sanilac	0	0.0%
Schoolcraft	1	1.6%
Shiawassee	1	1.6%
Tuscola	1	1.6%
Van Buren	3	5%
Washtenaw	0	0.0%
Wayne	2	3.3%
Wexford	0	0.0%
Total	60	100%

2020 ADMISSIONS BY MONTH (Males)



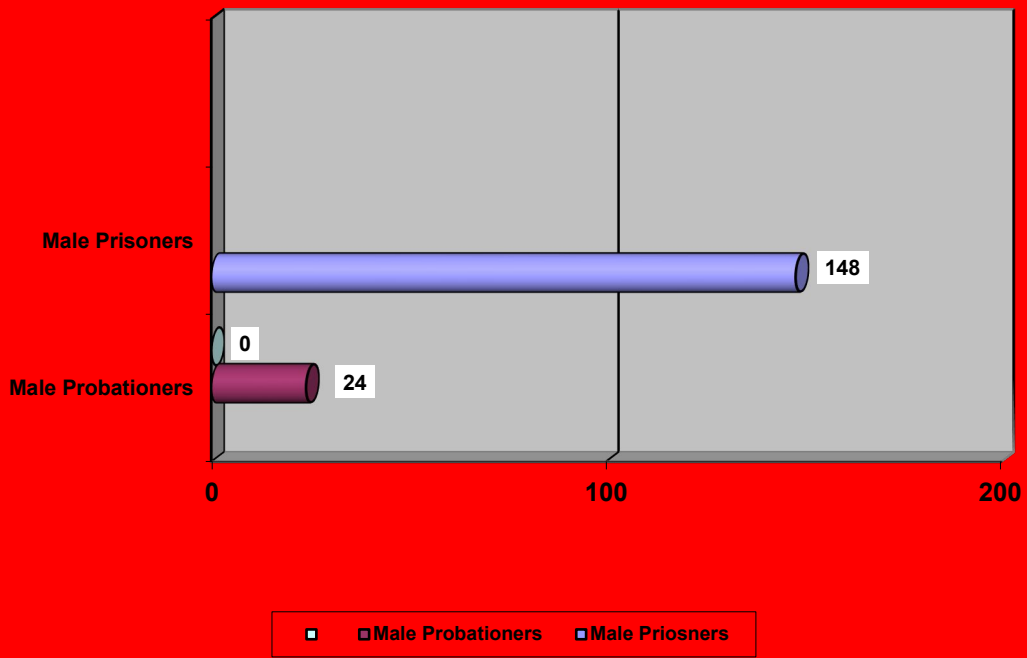
APPENDIX C

2021 ADMISSIONS BY MONTH Females

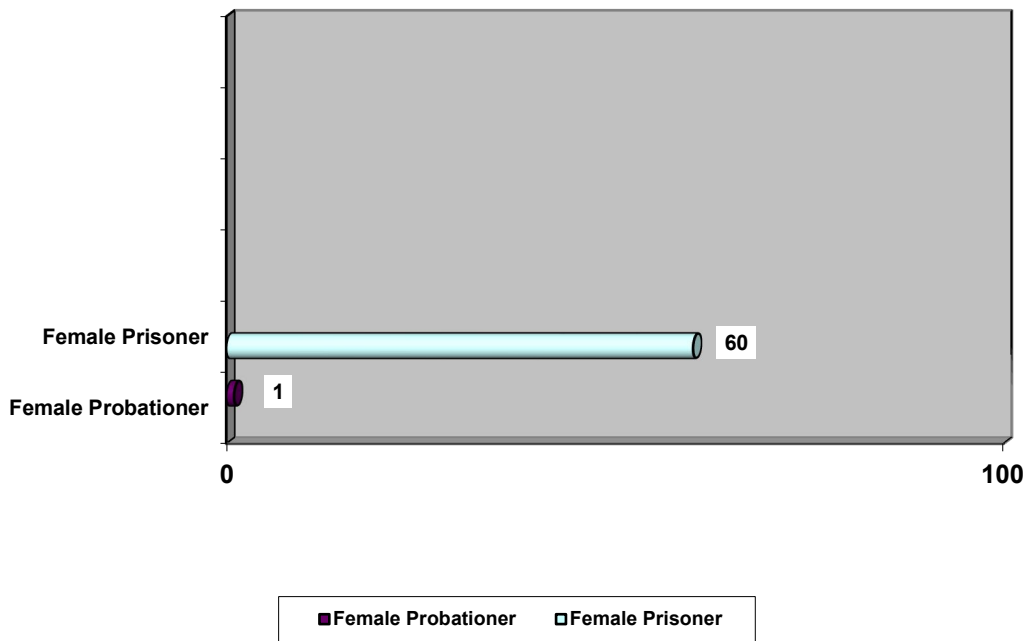


APPENDIX C

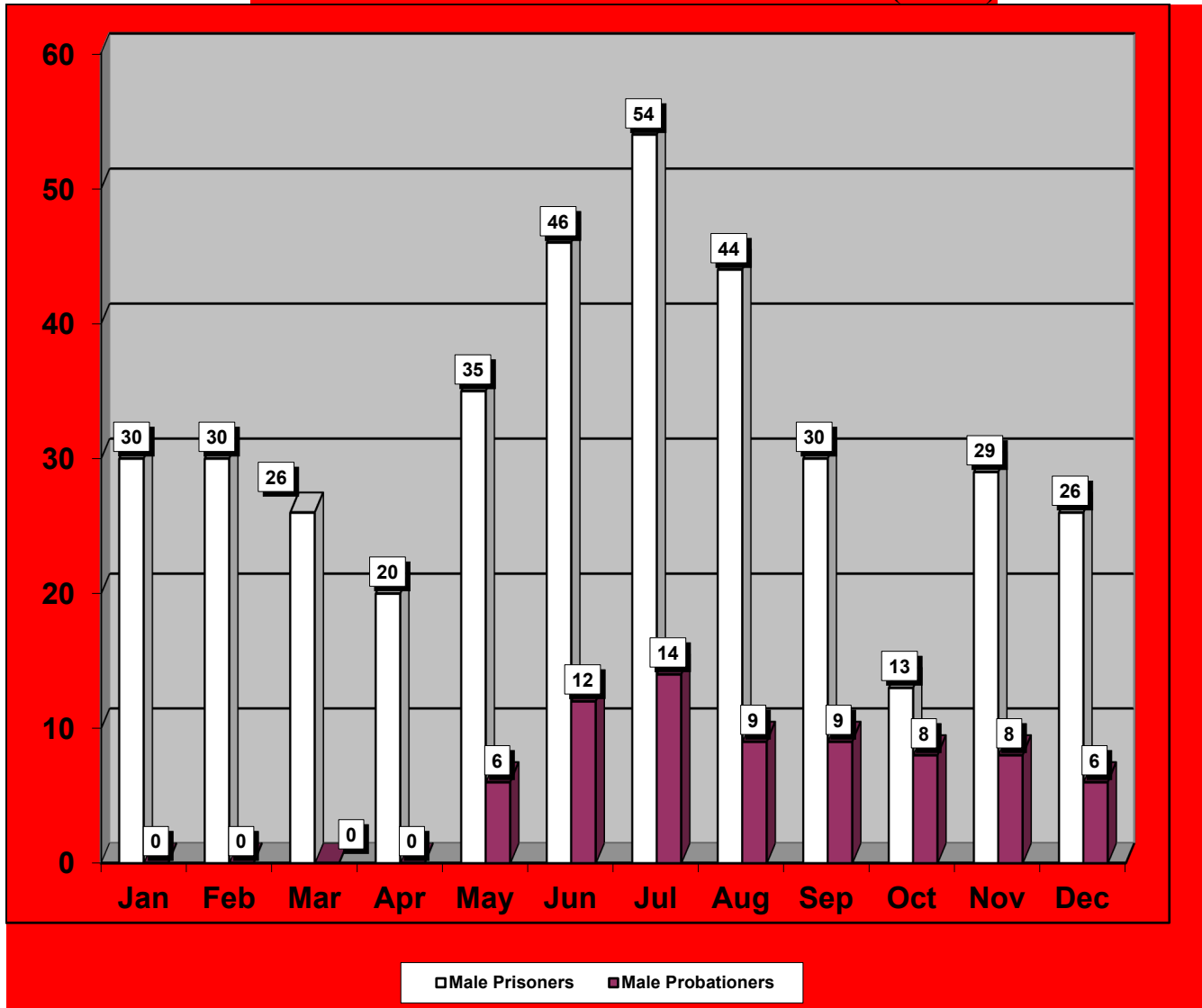
2020 ADMISSIONS (Males)



2021 ADMISSIONS (Females)

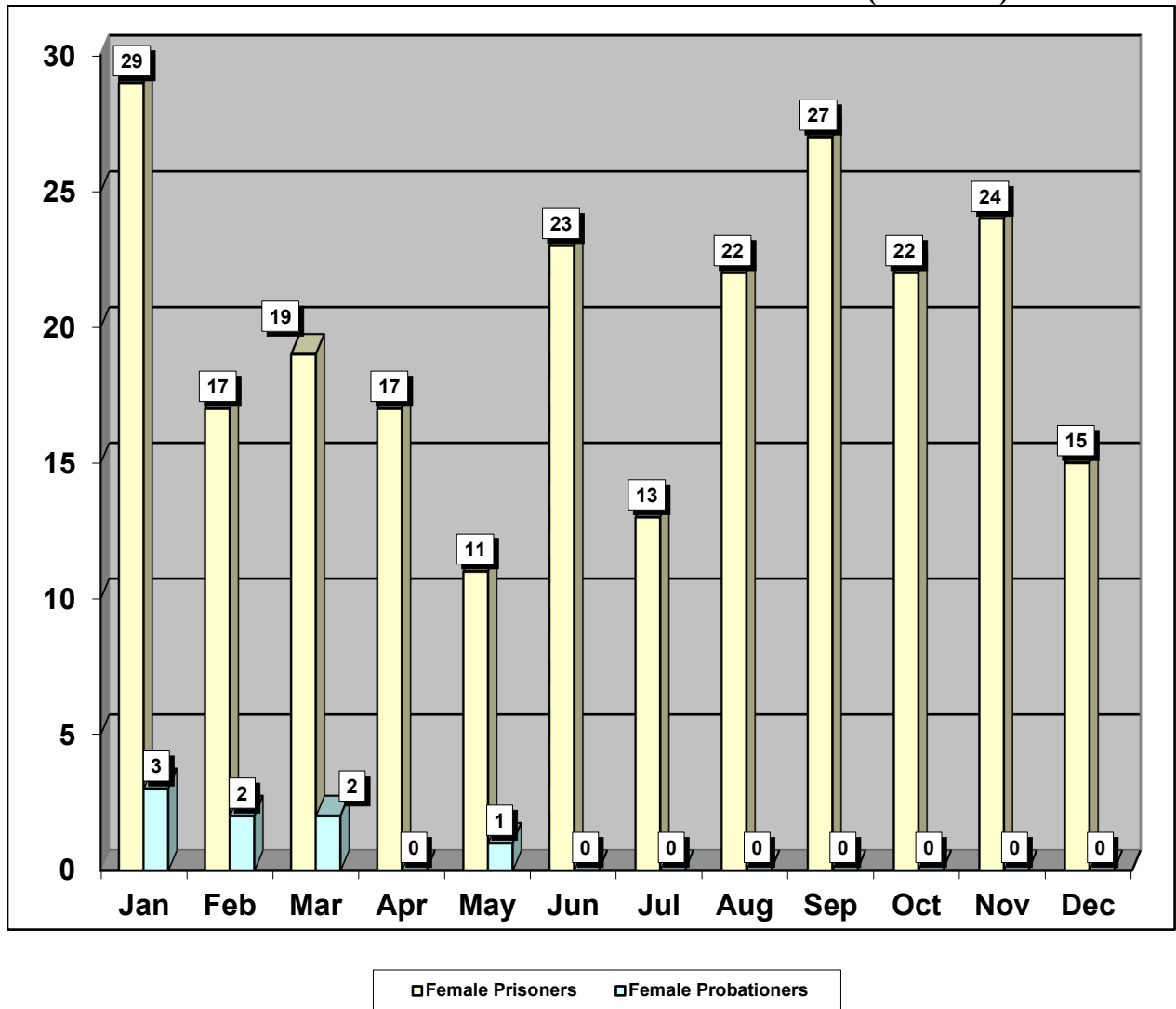


2021 MONTHLY POPULATION TOTALS (Males)



APPENDIX E

2021 MONTHLY POPULATION TOTALS (Females)



APPENDIX E

2021 PROGRAM OUTCOMES BY COUNTY – MALE PROBATIONER

	Successful Completion	Rule Violator	Voluntary Withdrawal	Medical Termination	Unqualified	Totals
Alcona	0	0	0	0	0	0
Alger	0	0	0	0	0	0
Allegan	0	0	0	0	0	0
Alpena	1	0	0	0	0	1
Antrim	0	0	0	0	0	0
Arenac	0	0	0	0	0	0
Baraga	0	0	0	0	0	0
Barry	0	0	0	0	0	0
Bay	0	0	0	0	0	0
Benzie	0	0	0	0	0	0
Berrien	0	0	0	0	0	0
Branch	0	0	0	0	0	0
Calhoun	0	0	0	0	0	0
Cass	0	0	0	0	0	0
Charlevoix	0	0	0	0	0	0
Cheboygan	0	0	0	0	0	0
Chippewa	0	0	0	0	0	0
Clare	0	0	0	0	0	0
Clinton	0	0	0	0	0	0
Crawford	0	0	0	0	0	0
Delta	0	0	0	0	0	0
Dickinson	0	0	0	0	0	0
Eaton	0	0	0	0	0	0
Emmet	0	0	0	0	0	0
Genesee	1	0	0	0	1	2
Gladwin	0	0	0	0	0	0
Gogebic	0	0	0	0	0	0
Grand Traverse	0	0	0	0	0	0
Gratiot	1	0	0	0	0	1
Hillsdale	0	0	0	0	0	0
Houghton	0	0	0	0	0	0
Huron	0	0	0	0	0	0
Ingham	2	0	0	0	0	2
Ionia	0	0	0	0	0	0
Iosco	0	0	0	0	0	0
Iron	0	0	0	0	0	0
Isabella	0	0	0	0	0	0
Jackson	0	0	0	0	0	0
Kalamazoo	1	0	0	0	0	1
Kalkaska	0	0	0	0	0	0
Kent	0	0	0	0	0	0
Keweenaw	0	0	0	0	0	0
Lake	0	0	0	0	0	0
Lapeer	0	0	0	0	0	0

2021 PROGRAM OUTCOMES BY COUNTY – MALE PROBATIONER –Cont.

	Successful Completion	Rule Violator	Voluntary Withdrawal	Medical Termination	Unqualified	Totals
Leelanau	0	0	0	0	0	0
Lenawee	0	0	0	0	0	0
Livingston	0	0	0	0	0	0
Luce	0	0	0	0	0	0
Mackinac	0	0	0	0	0	0
Macomb	1	0	0	0	0	1
Manistee	0	0	0	0	0	0
Marquette	0	0	0	0	0	0
Mason	0	0	0	0	0	0
Mecosta	0	0	0	0	0	0
Menominee	0	0	0	0	0	0
Midland	1	0	0	0	0	1
Missaukee	0	0	0	0	0	0
Monroe	0	0	0	0	0	0
Montcalm	1	0	0	0	0	1
Montmorency	0	0	0	0	0	0
Muskegon	0	0	0	0	0	0
Newaygo	0	0	0	0	0	0
Oakland	1	0	0	0	0	1
Oceana	0	0	0	0	0	0
Ogemaw	0	0	0	0	0	0
Ontonagon	0	0	0	0	0	0
Osceola	1	0	0	0	0	1
Oscoda	0	0	0	0	0	0
Otsego	0	0	0	0	0	0
Ottawa	0	0	0	0	0	0
Presque Isle	0	0	0	0	0	0
Roscommon	0	0	0	0	0	0
Saginaw	2	0	0	0	0	2
St. Clair	0	0	0	0	0	0
St. Joseph	0	0	0	0	0	0
Sanilac	0	0	0	0	0	0
Schoolcraft	0	0	0	0	0	0
Shiawassee	0	0	0	0	0	0
Tuscola	0	0	0	0	0	0
Van Buren	1	0	0	0	0	1
Washtenaw	2	0	0	1	0	3
Wayne	2	0	0	0	0	2
Wexford	0	0	0	0	0	0
TOTAL	19	0	0	1	1	21

2021 PROGRAM OUTCOMES BY COUNTY – FEMALE PROBATIONER

	Successful Completion	Rule Violator	Voluntary Withdrawal	Medical Termination	Unqualified	Totals
Alcona	0	0	0	0	0	0
Alger	0	0	0	0	0	0
Allegan	1	0	0	0	0	1
Alpena	0	0	0	0	0	0
Antrim	0	0	0	0	0	0
Arenac	0	0	0	0	0	0
Baraga	0	0	0	0	0	0
Barry	0	0	0	0	0	0
Bay	0	0	0	0	0	0
Benzie	0	0	0	0	0	0
Berrien	0	0	0	1	0	1
Branch	0	0	0	0	0	0
Calhoun	0	0	0	0	0	0
Cass	0	0	0	0	0	0
Charlevoix	0	0	0	0	0	0
Cheboygan	0	0	0	0	0	0
Chippewa	0	0	0	0	0	0
Clare	0	0	0	0	0	0
Clinton	0	0	0	0	0	0
Crawford	0	0	0	0	0	0
Delta	0	0	0	0	0	0
Dickinson	0	0	0	0	0	0
Eaton	0	0	0	0	0	0
Emmet	0	0	0	0	0	0
Genesee	0	0	0	0	0	0
Gladwin	0	0	0	0	0	0
Gogebic	0	0	0	0	0	0
Grand Traverse	0	0	0	0	0	0
Gratiot	0	0	0	0	0	0
Hillsdale	0	0	0	0	0	0
Houghton	0	0	0	0	0	0
Huron	0	0	0	0	0	0
Ingham	1	0	0	0	0	1
Ionia	0	0	0	0	0	0
Iosco	0	0	0	0	0	0
Iron	0	0	0	0	0	0
Isabella	0	0	0	0	0	0
Jackson	0	0	0	0	0	0
Kalamazoo	0	0	0	0	0	0
Kalkaska	0	0	0	0	0	0
Kent	0	0	0	0	0	0
Keweenaw	0	0	0	0	0	0
Lake	0	0	0	0	0	0
Lapeer	0	0	0	0	0	0

2021 PROGRAM OUTCOMES BY COUNTY – FEMALE PROBATIONER – Cont.

	Successful Completion	Rule Violator	Voluntary Withdrawal	Medical Termination	Unqualified	Totals
Leelanau	0	0	0	0	0	0
Lenawee	0	0	0	0	0	0
Livingston	0	0	0	0	0	0
Luce	0	0	0	0	0	0
Mackinac	0	0	0	0	0	0
Macomb	0	0	0	0	0	0
Manistee	0	0	0	0	0	0
Marquette	0	0	0	0	0	0
Mason	0	0	0	0	0	0
Mecosta	0	0	0	0	0	0
Menominee	0	0	0	0	0	0
Midland	1	0	0	0	0	1
Missaukee	0	0	0	0	0	0
Monroe	0	0	0	0	0	0
Montcalm	0	0	0	0	0	0
Montmorency	0	0	0	0	0	0
Muskegon	0	0	0	0	0	0
Newaygo	0	0	0	0	0	0
Oakland	0	0	0	0	0	0
Oceana	0	0	0	0	0	0
Ogemaw	0	0	0	0	0	0
Ontonagon	0	0	0	0	0	0
Osceola	0	0	0	0	0	0
Oscoda	0	0	0	0	0	0
Otsego	0	0	0	0	0	0
Ottawa	0	0	0	0	0	0
Presque Isle	0	0	0	0	0	0
Roscommon	0	0	0	0	0	0
Saginaw	0	0	0	0	0	0
St. Clair	0	0	0	0	0	0
St. Joseph	0	0	0	0	0	0
Sanilac	0	0	0	0	0	0
Schoolcraft	0	0	0	0	0	0
Shiawassee	0	0	0	0	0	0
Tuscola	0	0	0	0	0	0
Van Buren	0	0	0	0	0	0
Washtenaw	0	0	0	0	0	0
Wayne	0	0	0	0	0	0
Wexford	0	0	0	0	0	0
TOTAL	3	0	0	1	0	4

2021 PROGRAM OUTCOMES BY COUNTY – SAI MALE PRISONER

	Successful Completion	Rule Violator	Voluntary Withdrawal	Medical Termination	Unqualified	Totals
Alcona	0	0	0	0	0	0
Alger	0	0	0	0	0	0
Allegan	3	0	0	0	0	3
Alpena	1	0	0	0	0	1
Antrim	0	0	0	0	0	0
Arenac	0	0	0	0	0	0
Baraga	0	0	0	0	0	0
Barry	3	0	0	0	0	3
Bay	1	0	0	0	0	1
Benzie	0	0	0	0	0	0
Berrien	8	0	0	0	0	8
Branch	2	0	0	0	0	2
Calhoun	1	0	0	0	0	1
Cass	2	0	0	0	0	2
Charlevoix	0	0	0	0	0	0
Cheboygan	3	0	0	0	0	3
Chippewa	0	0	0	0	0	0
Clare	3	0	0	0	0	3
Clinton	0	0	0	0	0	0
Crawford	0	0	0	0	0	0
Delta	0	0	0	0	0	0
Dickinson	1	0	0	0	0	1
Eaton	0	0	0	0	0	0
Emmet	1	0	0	0	0	1
Genesee	2	0	0	0	0	2
Gladwin	0	0	0	0	0	0
Gogebic	0	0	0	0	0	0
Grand Traverse	4	0	0	0	0	4
Gratiot	1	0	0	0	0	1
Hillsdale	1	0	0	0	0	1
Houghton	0	0	0	0	0	0
Huron	0	0	0	0	0	0
Ingham	2	0	0	0	0	2
Ionia	1	0	0	0	0	1
Iosco	0	0	0	0	0	0
Iron	0	0	0	0	0	0
Isabella	0	0	0	0	1	1
Jackson	7	1	0	0	1	9
Kalamazoo	3	0	0	0	0	3
Kalkaska	1	0	0	0	0	1
Kent	6	0	0	0	0	6
Keweenaw	0	0	0	0	0	0
Lake	0	0	0	0	0	0
Lapeer	0	0	0	0	0	0

2021 PROGRAM OUTCOMES BY COUNTY – SAI MALE PRISONER – Cont.

	Successful Completion	Rule Violator	Voluntary Withdrawal	Medical Termination	Unqualified	Totals
Leelanau	0	0	0	0	0	0
Lenawee	1	0	0	0	0	1
Livingston	0	0	0	0	0	0
Luce	0	0	0	0	0	0
Mackinac	0	0	0	0	0	0
Macomb	3	0	0	0	0	3
Manistee	0	0	0	0	0	0
Marquette	6	0	0	0	0	6
Mason	2	0	0	0	0	2
Mecosta	0	0	0	0	0	0
Menominee	0	0	0	0	0	0
Midland	1	0	0	0	0	1
Missaukee	0	0	0	0	0	0
Monroe	4	0	0	0	0	4
Montcalm	3	0	0	0	0	3
Montmorency	0	0	0	0	0	0
Muskegon	6	0	0	0	0	6
Newaygo	1	0	0	0	0	1
Oakland	3	0	0	0	0	3
Oceana	1	0	0	0	0	1
Ogemaw	0	0	0	0	0	0
Ontonagon	0	0	0	0	0	0
Osceola	1	0	0	0	0	1
Oscoda	0	0	0	0	0	0
Otsego	0	0	0	0	0	0
Ottawa	6	0	0	0	0	6
Presque Isle	0	0	0	0	0	0
Roscommon	2	0	0	0	0	2
Saginaw	1	0	0	0	0	1
St. Clair	4	0	0	0	0	4
St. Joseph	2	0	0	0	1	3
Sanilac	1	0	0	0	0	1
Schoolcraft	0	0	0	0	0	0
Shiawassee	4	0	0	0	0	4
Tuscola	2	0	0	0	0	2
Van Buren	1	0	0	0	0	1
Washtenaw	1	0	0	0	0	1
Wayne	9	0	0	0	1	10
Wexford	3	0	0	0	0	3
TOTAL	125	1	0	0	4	130

2021 PROGRAM OUTCOMES BY COUNTY – SAI FEMALE PRISONER

	Successful Completion	Rule Violator	Voluntary Withdrawal	Medical Termination	Unqualified	Totals
Alcona	0	0	0	0	0	0
Alger	0	0	0	0	0	0
Allegan	0	0	0	0	0	0
Alpena	1	0	0	0	0	1
Antrim	0	0	0	0	0	0
Arenac	0	0	0	0	0	0
Baraga	0	0	0	0	0	0
Barry	1	0	0	0	0	1
Bay	1	0	0	0	0	1
Benzie	0	0	0	0	0	0
Berrien	4	0	0	0	0	4
Branch	0	0	0	0	0	0
Calhoun	0	0	0	0	0	0
Cass	0	0	0	0	0	0
Charlevoix	2	0	0	0	0	2
Cheboygan	0	0	0	0	0	0
Chippewa	0	0	0	0	0	0
Clare	1	0	0	0	0	1
Clinton	0	0	0	0	0	0
Crawford	1	0	0	0	0	1
Delta	4	0	0	0	0	4
Dickinson	0	0	0	0	0	0
Eaton	0	0	0	0	0	0
Emmet	0	0	0	0	0	0
Genesee	3	0	0	0	0	3
Gladwin	0	0	0	0	0	0
Gogebic	1	0	0	0	0	1
Grand Traverse	4	1	0	0	0	5
Gratiot	0	0	0	0	0	0
Hillsdale	1	0	0	0	0	1
Houghton	0	0	0	0	0	0
Huron	0	0	0	0	0	0
Ingham	3	0	0	0	0	3
Ionia	0	0	0	0	0	0
Iosco	0	0	0	0	0	0
Iron	1	0	0	0	0	1
Isabella	3	1	0	0	0	4
Jackson	2	0	0	0	0	2
Kalamazoo	3	0	0	0	0	3
Kalkaska	0	0	0	0	0	0
Kent	0	0	0	0	0	0
Keweenaw	0	0	0	0	0	0
Lake	0	0	0	0	0	0
Lapeer	1	0	0	0	0	1

APPENDIX G

2021 PROGRAM OUTCOMES BY COUNTY – SAI FEMALE PRISONER – Cont.

	Successful Completion	Rule Violator	Voluntary Withdrawal	Medical Termination	Unqualified	Totals
Leelanau	0	0	0	0	0	0
Lenawee	0	0	0	0	0	0
Livingston	0	0	0	0	0	0
Luce	0	0	0	0	0	0
Mackinac	0	0	0	0	0	0
Macomb	0	0	0	0	0	0
Manistee	0	0	0	0	0	0
Marquette	0	0	0	0	0	0
Mason	0	0	0	0	0	0
Mecosta	1	0	0	0	0	1
Menominee	1	0	0	0	0	1
Midland	0	0	0	0	0	0
Missaukee	0	1	0	0	0	1
Monroe	2	1	0	0	0	3
Montcalm	2	1	1	0	0	4
Montmorency	0	0	0	0	0	0
Muskegon	0	0	0	0	0	0
Newaygo	1	0	0	0	0	1
Oakland	3	0	0	0	0	3
Oceana	0	0	0	0	0	0
Ogemaw	0	0	0	0	0	0
Ontonagon	0	0	0	0	0	0
Osceola	0	0	0	0	0	0
Oscoda	0	0	0	0	0	0
Otsego	0	0	0	0	0	0
Ottawa	1	0	0	0	0	1
Presque Isle	0	0	0	0	0	0
Roscommon	2	0	0	0	0	2
Saginaw	0	0	0	0	0	0
St. Clair	5	1	0	0	0	6
St. Joseph	0	0	0	0	0	0
Sanilac	0	0	0	0	0	0
Schoolcraft	2	0	0	0	0	2
Shiawassee	1	0	0	0	1	2
Tuscola	0	0	0	1	0	1
Van Buren	4	0	0	0	0	4
Washtenaw	0	0	0	0	0	0
Wayne	2	0	0	0	0	2
Wexford	0	0	0	0	0	0
TOTAL	64	6	1	1	1	73

2021 MONTHLY PROGRAM OUTCOMES – SAI PRISONER (Males)

MALE	Successful Completion	Rule Violator	Voluntary Withdrawal	Medical Termination	Unqualified	Totals
JANUARY	7	0	0	0	0	7
FEBRUARY	0	0	0	0	0	0
MARCH	3	0	0	0	1	4
APRIL	27	0	0	0	0	27
MAY	0	0	0	0	0	0
JUNE	0	0	0	0	0	0
JULY	19	1	0	0	0	20
AUGUST	17	0	0	0	0	17
SEPTEMBER	22	0	0	0	1	23
OCTOBER	17	2	0	0	2	19
NOVEMBER	3	0	0	0	0	3
DECEMBER	10	0	0	0	0	10
TOTAL	125	1	0	0	4	130

APPENDIX H

2021 MONTHLY PROGRAM OUTCOMES – SAI PRISONER (Female)

FEMALE	Successful Completion	Rule Violator	Voluntary Withdrawal	Medical Termination	Unqualified/ Withdrawal	Totals
JANUARY	11	0	0	0	0	11
FEBRUARY	9	1	0	0	0	10
MARCH	0	0	0	0	0	0
APRIL	5	2	0	0	0	7
MAY	0	0	0	0	0	0
JUNE	10	2	0	0	0	12
JULY	0	0	0	0	0	0
AUGUST	1	0	0	0	0	1
SEPTEMBER	7	1	0	1	0	9
OCTOBER	5	0	0	0	0	5
NOVEMBER	9	0	1	0	0	10
DECEMBER	7	0	0	0	1	8
TOTAL	64	6	1	1	1	73

APPENDIX H

2021 MONTHLY PROGRAM OUTCOMES – PROBATIONER (Males)

MALE	Successful Completion	Rule Violator	Voluntary Withdrawal	Medical Termination	Unqualified	Totals
JANUARY	0	0	0	1	0	1
FEBRUARY	0	0	0	0	0	0
MARCH	0	0	0	0	0	0
APRIL	0	0	0	0	0	0
MAY	0	0	0	0	0	0
JUNE	0	0	0	0	0	0
JULY	0	0	0	0	0	0
AUGUST	5	0	0	0	0	5
SEPTEMBER	3	0	0	0	1	4
OCTOBER	2	0	0	0	0	2
NOVEMBER	3	0	0	0	0	3
DECEMBER	6	0	0	0	0	6
TOTAL	19	0	0	1	1	21


APPENDIX I

2021 MONTHLY PROGRAM OUTCOMES – PROBATIONER (Female)

FEMALE	Successful Completion	Rule Violator	Voluntary Withdrawal	Medical Termination	Unqualified	Totals
JANUARY	1	0	0	0	0	1
FEBRUARY	0	0	0	0	0	0
MARCH	2	0	0	0	0	2
APRIL	0	0	0	0	0	0
MAY	0	0	0	1	0	1
JUNE	0	0	0	0	0	0
JULY	0	0	0	0	0	0
AUGUST	0	0	0	0	0	0
SEPTEMBER	0	0	0	0	0	0
OCTOBER	0	0	0	0	0	0
NOVEMBER	0	0	0	0	0	0
DECEMBER	0	0	0	0	0	0
TOTAL	3	0	0	1	0	4


APPENDIX I

2021 GRADUATES BY GENDER (MALES)



APPENDIX J

2021 GRADUATES BY GENDER (FEMALE)



APPENDIX J

COMPARATIVE PROGRAM OUTCOMES – SAI PRISONER/PROBATIONER MALES 2019 AND 2021

	2021	Prisoners 2019	2021	Probationers 2019
<u>Terminations</u>				
Successful Completions	125 (96.15 %)	435 (96.5%)	19 (94.2%)	206 (91.2%)
Voluntary Withdrawals	0 (0.0 %)	4 (0.8%)	0 (0.0%)	4 (1.8%)
Rule Violators	1 (0.7 %)	12 (2.7%)	0 (0.0%)	16 (7.0%)
Total	126	451	19	226
<u>Unqualified</u>				
Medical Terminations	0	18	1	5
Unqualified by statute	4	10	1	4
Total Program Exits	130	479	21	235

APPENDIX K

COMPARATIVE PROGRAM OUTCOMES – SAI PRISONER FEMALES 2021 AND 2021

	2021	Prisoners 2021	2021	Probationers 2021
<u>Terminations</u>				
Successful Completions	64 (88%)	46 (88.5%)	3 (75%)	18 (100%)
Voluntary Withdrawals	1 (1.3%)	2 (3.9%)	0 (0.0%)	0 (0%)
Rule Violators	6 (8.2%)	4 (7.6%)	0 (0.0%)	0 (0.0%)
Total	71	52	3	18
<u>Unqualified</u>				
Medical Terminations	1	0	1	0
Unqualified by statute	0	2	0	0
Total Program Exits	73	54	4	18

APPENDIX K