

MICHIGAN DEPARTMENT OF CORRECTIONS

REPORT TO THE LEGISLATURE
Pursuant to Public Act 166 of 2022
Article 2, Section 706
Critical Incident Reports
January 1, 2022 – December 31, 2022

Public Act 166 of 2022

Critical Incident Reports, Section 706

By March 1, the department shall report to the senate and house appropriations subcommittees on corrections, the senate and house fiscal agencies, the legislative corrections ombudsman, and the state budget director the number of critical incidents occurring each month by type and the number and severity of assaults, escapes or escape attempts, and unexpected prisoner deaths occurring each month at each facility during the immediately preceding calendar year.

Report Criterion

Data documentation is consistent with
Michigan Department of Corrections,
Policy Directive 01.05.120
Critical Incident Reporting

Report Criterion

- Assault based Critical Incidents are identified by Assault Categories I-V
 - **Category I** – Assault resulting in death or serious physical injury.
 - **Category II** – Sexual assault with penetration.
 - **Category III** – Sexual assault without penetration but involving more than intentional non-consensual touching (e.g., use of force, attempted sexual penetration).
 - **Category IV** – Sexual assault not covered in Category II or III.
 - **Category V** – Assault with non-serious physical injury.

Report Criterion

- Non-Assault based Critical Incidents are identified by the following categories:
 - Employee Related
 - Prisoner Related
 - Other

Report Criterion

- Data information specifies the actual number of Critical Incident Reports written
- Many Critical Incident Reports may contain more than one situation which constitutes a “Critical Incident.”
 - For example, multiple assaults which occur during an incident will be summarized in one written report.

Division of Data

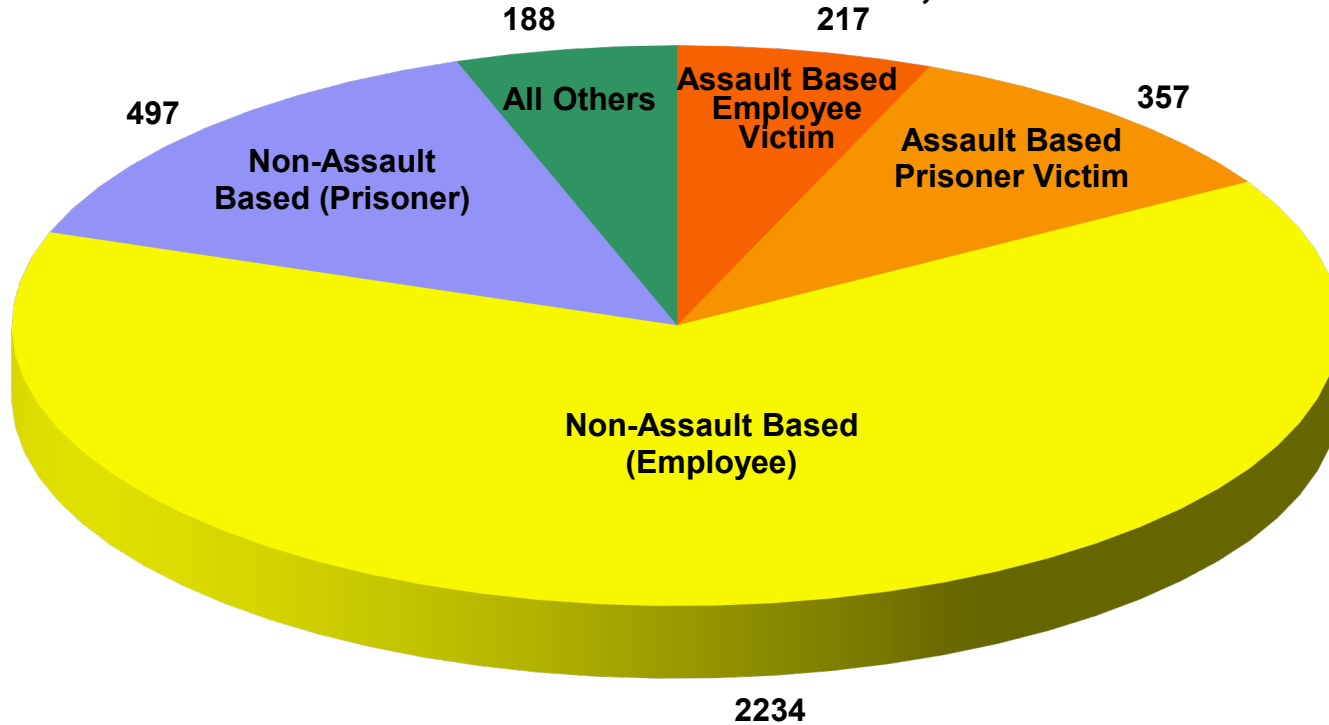
- Correctional Facilities Administration (CFA)
 - Kinross
 - * Facilities
 - Jackson
 - * Facilities

NOTE: November 2022 Michigan Reformatory Correctional Facility closed.

Correctional Facilities Administration, Grandview Plaza, 206 E. Michigan Ave., Lansing, MI 48909

Incidents which occurred off duty.		JAN	FEB	MAR	APR	MAY	JUN	JUL	AUG	SEP	OCT	NOV	DEC	TOTAL
Assault Based Critical Incidents														
Employee Victim														
Category I		1	2	2	0	1	0	1	3	4	4	0	6	24
Category II		0	0	0	0	0	0	0	0	0	0	0	0	0
Category III		0	0	0	0	0	0	0	0	0	0	0	0	0
Category IV		1	3	2	0	1	0	0	2	2	2	2	1	16
Category V		20	19	10	9	16	14	11	19	18	17	12	12	177
Category VI		0	0	0	0	0	0	0	0	0	0	0	0	0
Subtotal (Employee Victim Assault)		22	24	14	9	18	14	12	24	24	23	14	19	217
Prisoner Victim														
Category I		5	8	8	5	6	11	9	4	4	7	10	3	80
Category II		0	1	0	0	0	0	1	1	0	0	0	0	3
Category III		0	0	0	0	1	0	0	0	0	0	0	0	1
Category IV		0	1	0	1	1	1	0	0	0	0	1	1	6
Category V		17	26	14	21	25	13	38	18	20	21	25	29	267
Category VI		0	0	0	0	0	0	0	0	0	0	0	0	0
Subtotal (Prisoner Victim Assault)		22	36	22	27	33	25	48	23	24	28	36	33	357
Non-Assault Based Critical Incidents														
Employee														
Accidental Death		0	0	0	0	0	0	0	0	0	0	0	0	0
Natural Death		0	0	0	0	0	0	0	0	0	0	0	0	0
Arrest for Felony or Misdemeanor		11	4	9	8	9	5	7	4	5	4	5	6	77
Firearm Discharge		0	0	0	2	0	1	2	4	0	1	0	0	10
Chemical Agent Discharge (when reported as secondary event)		21	23	29	30	21	30	18	43	22	32	20	22	311
Use of Force for Prisoner Control		91	110	121	102	87	89	107	122	109	97	111	105	1251
Taser Deployment (when reported as secondary event)		37	53	50	51	55	27	41	50	49	24	38	58	533
Loss or Theft of Firearm, Chemical Agent or Ammo		0	0	0	0	0	0	0	0	0	0	0	0	0
Suicide		0	0	0	0	0	0	0	0	0	0	0	0	0
Suicide Attempts		0	0	0	0	0	0	0	0	0	0	0	0	0
Miscellaneous (includes: key/tool control, misconduct, reasonable suspicion, stop orders)		5	4	13	7	2	3	2	1	4	6	3	2	52
Subtotal (Employee Non-Assault)		165	194	222	200	174	155	177	224	189	164	177	193	2234
Prisoner														
Accidental Death		0	0	0	0	0	0	0	0	0	0	0	0	0
Natural Death		6	1	4	1	2	4	3	2	2	4	7	0	36
Other Death - Homicide		0	0	0	0	1	1	0	0	1	1	0	0	4
Escape		0	0	0	0	0	0	0	0	0	0	0	0	0
Escape Attempt		0	1	0	0	0	0	0	1	0	2	1	0	5
Drug Overdose		10	8	12	10	6	14	8	3	12	13	12	7	115
Suicide		1	0	0	0	0	2	0	0	2	0	0	2	7
Suicide Attempts / self injury		25	40	45	32	14	27	28	28	18	33	16	24	330
Subtotal (Prisoner Non-Assault)		42	50	61	43	23	48	39	34	35	53	36	33	497
Other														
Natural Disaster/Physical Plant		4	5	6	9	6	8	9	10	1	10	5	13	86
Riot/Disturbance/Demonstration		1	1	0	0	0	0	3	2	0	0	1	0	8
Hostage Incident		0	0	0	0	0	0	0	0	0	0	0	0	0
Visitor Related		1	0	0	0	0	0	0	2	0	2	1	0	6
Possession drug, weapon, contraband, smuggling		2	1	0	2	1	0	2	3	3	3	4	1	22
Medical emergency, quarantine, exposure, accident, unusual events		8	6	8	1	6	10	5	1	6	6	5	4	66
Subtotal ("Other")		16	13	14	12	13	18	19	18	10	21	16	18	188
Grand Total		267	317	333	291	261	260	295	323	282	289	279	296	3493

CFA Critical Incident Totals, 2022

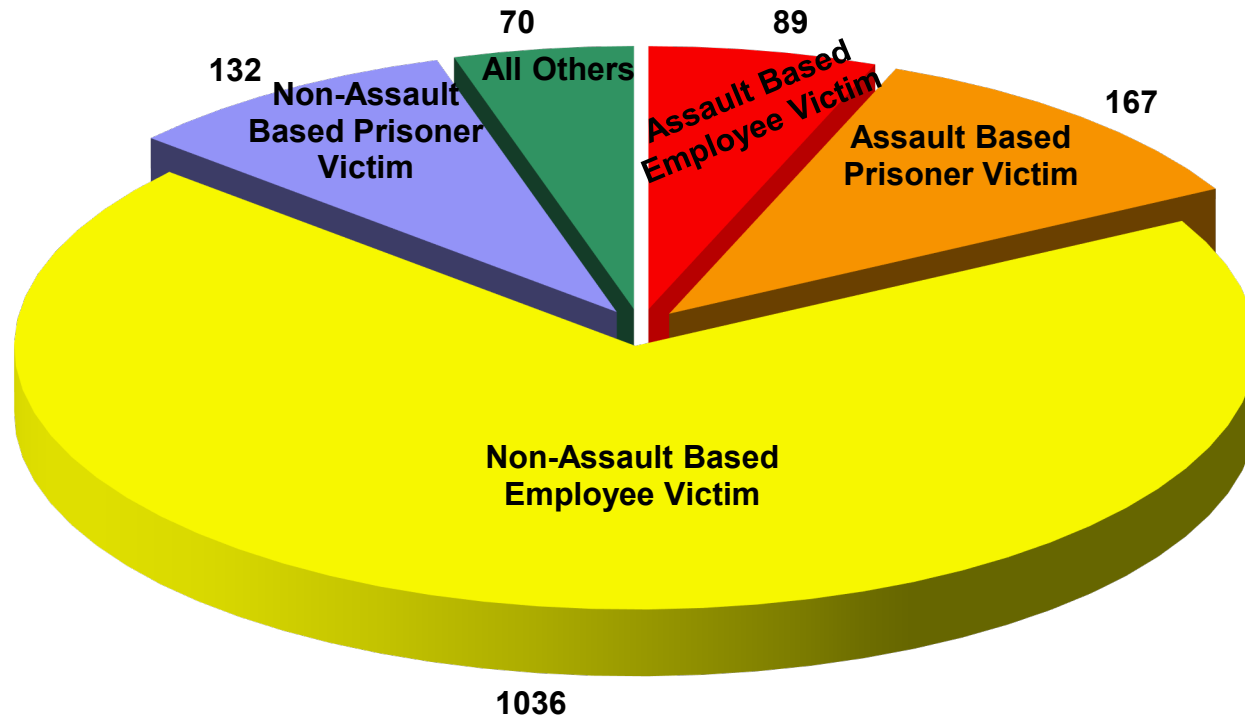


There were 3493 Critical Incidents in CFA .

The data was compiled from 29 Correctional Facilities from January 1, 2022 - December 31, 2022.

Northern Region, 4657 W. Industrial Drive, Kincheloe, MI 49788														
Incidents which occurred off duty.		JAN	FEB	MAR	APR	MAY	JUN	JUL	AUG	SEP	OCT	NOV	DEC	TOTAL
Assault Based Critical Incidents														
Employee Victim (includes contractual staff)														
Category I		1	0	1	0	0	0	0	2	1	2	0	4	11
Category II		0	0	0	0	0	0	0	0	0	0	0	0	0
Category III		0	0	0	0	0	0	0	0	0	0	0	0	0
Category IV		0	1	1	0	0	0	0	1	0	1	0	0	4
Category V		5	11	4	4	9	4	7	6	5	8	6	5	74
Category VI		0	0	0	0	0	0	0	0	0	0	0	0	0
Subtotal (Employee Victim Assault)		6	12	6	4	9	4	7	9	6	11	6	9	89
Prisoner Victim														
Category I		2	3	4	3	2	5	4	3	1	4	5	2	38
Category II		0	0	0	0	0	0	1	1	0	0	0	0	2
Category III		0	0	0	0	0	0	0	0	0	0	0	0	0
Category IV		0	0	0	1	0	1	0	0	0	0	1	0	3
Category V		9	12	8	9	12	8	12	8	9	14	11	12	124
Category VI		0	0	0	0	0	0	0	0	0	0	0	0	0
Subtotal (Prisoner Victim Assault)		11	15	12	13	14	14	17	12	10	18	17	14	167
Non-Assault Based Critical Incidents														
Employee														
Accidental Death		0	0	0	0	0	0	0	0	0	0	0	0	0
Natural Death		0	0	0	0	0	0	0	0	0	0	0	0	0
Arrest for Felony or Misdemeanor		3	3	5	3	3	2	4	1	2	1	1	4	32
Firearm Discharge		0	0	0	0	0	0	1	0	0	0	0	0	1
Chemical Agent Discharge (when reported as secondary event)		10	17	16	12	9	11	13	19	12	14	8	16	157
Use of Force for Prisoner Control		47	48	58	49	32	27	59	51	40	45	43	58	557
Taser Deployment (when reported as secondary event)		24	27	25	26	21	16	29	22	21	12	21	25	269
Loss or Theft of Firearm, Chemical Agent/Ammo		0	0	0	0	0	0	0	0	0	0	0	0	0
Suicide		0	0	0	0	0	0	0	0	0	0	0	0	0
Suicide Attempts		0	0	0	0	0	0	0	0	0	0	0	0	0
Miscellaneous (includes: key/tool control, misconduct, reasonable suspicion, stop orders)		2	2	3	1	1	1	0	1	1	5	3	0	20
Subtotal (Employee Non-Assault)		86	97	107	91	66	57	106	94	76	77	76	103	1036
Prisoner														
Accidental Death		0	0	0	0	0	0	0	0	0	0	0	0	0
Natural Death		4	0	0	1	1	3	1	0	0	1	2	0	13
Other Death - Homicide		0	0	0	0	0	0	0	0	0	0	0	0	0
Escape		0	0	0	0	0	0	0	0	0	0	0	0	0
Escape Attempt		0	1	0	0	0	0	0	0	0	1	1	0	3
Drug Overdose		4	1	7	6	2	9	7	1	6	9	5	6	63
Suicide		0	0	0	0	0	1	0	0	0	0	0	1	2
Suicide Attempts / self injury		6	0	14	3	2	3	2	5	4	1	2	9	51
Subtotal (Prisoner Non-Assault)		14	2	21	10	5	16	10	6	10	12	10	16	132
Other														
Natural Disaster/Physical Plant		1	3	5	4	3	2	2	0	1	2	0	6	29
Riot/Disturbance/Demonstration		1	1	0	0	0	0	2	1	0	0	1	0	6
Hostage Incident		0	0	0	0	0	0	0	0	0	0	0	0	0
Visitor Related		0	0	0	0	0	0	0	0	0	1	1	0	2
Possession drug, weapon, contraband, smuggling		1	1	0	1	1	0	1	0	2	2	2	0	11
Medical emergency, quarantine, exposure, accident, unusual events		2	1	2	0	1	6	4	0	2	3	1	0	22
Subtotal ("Other")		5	6	7	5	5	8	9	1	5	8	5	6	70
Grand Total		122	132	153	123	99	99	149	122	107	126	114	148	1494

Kinross Region: Critical Incident Totals, 2022



There were 1494 Critical Incidents in the Kinross Region.

The data was compiled from 13 Correctional Facilities from January 1, 2022 - December 31, 2022.

Michigan Department of Corrections, Public Act 166 of 2022 Boilerplate Reporting
 Critical Incident Reports, Section 706, January 1, 2022-December 31, 2022

Baraga Correctional Facility, 301 Wadaga Road, Baraga, MI 49908

Incidents which occurred off duty.		JAN	FEB	MAR	APR	MAY	JUN	JUL	AUG	SEP	OCT	NOV	DEC	TOTAL
Assault Based Critical Incidents														
Employee Victim (includes contractual staff)														
Category I									1		2		1	4
Category II														0
Category III														0
Category IV														0
Category V		1	2	1		1	2		1				1	9
Category VI														0
Subtotal (Employee Victim Assault)		1	2	1	0	1	2	0	2	0	2	0	2	13
Prisoner Victim														
Category I					1						1	1		3
Category II														0
Category III														0
Category IV														0
Category V		1	1	1	1			1					1	6
Category VI														0
Subtotal (Prisoner Victim Assault)		1	1	1	2	0	0	1	0	0	1	1	1	9
Non-Assault Based Critical Incidents														
Employee														
Accidental Death														0
Natural Death														0
Arrest for Felony or Misdemeanor		1			1	1							1	4
Firearm Discharge														0
Chemical Agent Discharge (when reported as secondary event)		1	2	1		2	2	1	6	2	4	2	4	27
Use of Force for Prisoner Control		2	5	3		6	2	4	10	5	3	3	7	50
Taser Deployment (when reported as secondary event)			3	1		1			3				2	10
Loss or Theft of Firearm, Chemical Agent /Ammo														0
Suicide														0
Suicide Attempts														0
Miscellaneous (includes: key/tool control, misconduct, reasonable suspicion, stop orders)		1			1	1						1		4
Subtotal (Employee Non-Assault)		5	10	5	2	11	4	5	19	7	7	6	14	95
Prisoner														
Accidental Death														0
Natural Death														0
Other Death - Homicide														0
Escape														0
Escape Attempt														0
Drug Overdose														0
Suicide														0
Suicide Attempts / Self injury														0
Subtotal (Prisoner Non-Assault)		0	0	0	0	0	0	0	0	0	0	0	0	0
Other														
Natural Disaster/Physical Plant				1	1									2
Riot/Disturbance/Demonstration														0
Hostage Incident														0
Visitor Related														0
Possession drug, weapon, contraband, smuggling														0
Medical emergency, quarantine, exposure, accident, unusual events								1			1			2
Subtotal ("Other")		0	0	1	1	0	0	1	0	0	1	0	0	4
Grand Total		7	13	8	5	12	6	7	21	7	11	7	0	121

Michigan Department of Corrections, Public Act 166 of 2022 Boilerplate Reporting

Critical Incident Reports, Section 706, January 1, 2022-December 31, 2022

Carson City Correctional Facility, 10522 Boyer Road, Carson City, MI 48811

➤ Incidents which occurred off duty.		JAN	FEB	MAR	APR	MAY	JUN	JUL	AUG	SEP	OCT	NOV	DEC	TOTAL
Assault Based Critical Incidents														
Employee Victim														
Category I													1	1
Category II														0
Category III														0
Category IV														0
Category V	2			1				1		1			1	6
Category VI														0
Subtotal (Employee Victim Assault)	2	0	1	0	0	0	0	1	0	1	0	1	1	7
Prisoner Victim														
Category I			1									1	1	3
Category II														0
Category III														0
Category IV														0
Category V	1	1	1				1	1		1	1		1	8
Category VI														0
Subtotal (Prisoner Victim Assault)	1	2	1	0	0	0	1	1	0	1	2	1	1	11
Non-Assault Based Critical Incidents														
Employee (includes contractual staff)														
Accidental Death														0
Natural Death														0
➤ Arrest for Felony or Misdemeanor				1				1						3
Firearm Discharge														0
Chemical Agent Discharge (when reported as secondary event)			5		2	1	1	1	1	2	2		2	17
Use of Force for Prisoner Control	10	8	6	9	2	3	5	4	4	6	11		7	75
Taser Deployment (when reported as secondary event)	4	4	3	3	1	1	1	1	2	1	4		1	26
➤ Loss or Theft of Firearm, Chemical Agent or Ammo														0
➤ Suicide														0
➤ Suicide Attempts														0
Miscellaneous (includes: key/tool control, misconduct, reasonable suspicion, stop orders)				1										1
Subtotal (Employee Non-Assault)	14	17	11	14	4	6	7	6	8	9	15	11	11	122
Prisoner														
Accidental Death														0
Natural Death							2							2
Other Death - Homicide														0
Escape														0
Escape Attempt														0
Drug Overdose			2				1			1			1	5
Suicide														0
Suicide Attempts / Self Injury	1		3						3				1	8
Subtotal (Prisoner Non-Assault)	1	0	5	0	0	0	3	0	3	1	0	1	1	15
Other														
Natural Disaster/Physical Plant			1											1
Riot/Disturbance/Demonstration														0
Hostage Incident														0
Visitor Related														0
Possession drug, weapon, contraband, smuggling													1	1
Medical emergency, quarantine, exposure, accident, unusual events									1					1
Subtotal ("Other")	0	1	0	0	0	0	0	0	0	1	0	1	0	3
Grand Total	18	20	18	14	4	10	9	9	12	11	19	14	14	158

Michigan Department of Corrections, Public Act 166 of 2022 Boilerplate Reporting
 Critical Incident Reports, Section 706, January 1, 2022-December 31, 2022

Oaks Correctional Facility, 1500 Caberfae Highway, Manistee, MI 49660

➤ Incidents which occurred off duty.		JAN	FEB	MAR	APR	MAY	JUN	JUL	AUG	SEP	OCT	NOV	DEC	TOTAL
Assault Based Critical Incidents														
Employee Victim (includes contractual staff)														
Category I														0
Category II														0
Category III														0
Category IV														0
Category V								1	1					2
Category VI														0
Subtotal (Employee Victim Assault)		0	0	0	0	0	0	1	1	0	0	0	0	2
Prisoner Victim														
Category I														0
Category II														0
Category III														0
Category IV														0
Category V										1		1		2
Category VI														0
Subtotal (Prisoner Victim Assault)		0	0	0	0	0	0	0	0	1	0	1	0	2
Non-Assault Based Critical Incidents														
Employee														
Accidental Death														0
Natural Death														0
➤ Arrest for Felony or Misdemeanor								1		1			1	3
Firearm Discharge								1						1
➤ Chemical Agent Discharge (when reported as secondary event)		1	2		3	1	3	3		1	2			16
➤ Use of Force for Prisoner Control	4	2	5	1	5		10	8	4	7	5	2		53
Taser Deployment	2		1	1	1		3	3	1		1			13
Loss or Theft of Firearm, Chemical Agent or Ammo														0
➤ Suicide														0
➤ Suicide Attempts														0
Miscellaneous (includes: key/tool control, misconduct, reasonable suspicion, stop orders)	1							1	1					3
Subtotal (Employee Non-Assault)	7	3	8	2	9	1	18	15	7	8	8	3		89
Prisoner														
Accidental Death														0
Natural Death												1		1
Other Death - Homicide														0
Escape														0
Escape Attempt														0
Drug Overdose	2					1	2		1				2	8
Suicide														0
Suicide Attempts / Self Injury	2		1		1									4
Subtotal (Prisoner Non-Assault)	4	0	1	0	1	1	2	0	1	0	1	2		13
Other														
Natural Disaster/Physical Plant			1			1					2		1	5
Riot/Disturbance/Demonstration														0
Hostage Incident														0
Visitor Related											1			1
Possession drug, weapon, contraband, smuggling						1					1			2
Medical emergency, quarantine, exposure, accident, unusual events			1											1
Subtotal ("Other")	0	0	2	0	1	1	0	0	0	4	0	1		9
Grand Total	11	3	11	2	11	3	21	16	9	12	10	6		115

Michigan Department of Corrections, Public Act 166 of 2022 Boilerplate Reporting
 Critical Incident Reports, Section 706, January 1, 2022-December 31, 2022

Kinross Correctional Facility, 4533 W. Industrial Park Drive, Kincheloe, MI 49788

➤ Incidents which occurred off duty.		JAN	FEB	MAR	APR	MAY	JUN	JUL	AUG	SEP	OCT	NOV	DEC	TOTAL
Assault Based Critical Incidents														
Employee Victim (includes contractual staff)														
Category I														0
Category II														0
Category III														0
Category IV														0
Category V											1			1
Category VI														0
Subtotal (Employee Victim Assault)		0	0	0	0	0	0	0	0	0	1	0	0	1
Prisoner Victim														
Category I														0
Category II														0
Category III														0
Category IV														0
Category V			2				1	2	1	1	1	1		9
Category VI														0
Subtotal (Prisoner Victim Assault)		0	2	0	0	0	1	2	1	1	1	1	0	9
Non-Assault Based Critical Incidents														
Employee														
Accidental Death														0
Natural Death														0
➤ Arrest for Felony or Misdemeanor								1						1
Firearm Discharge														0
Chemical Agent Discharge (when reported as secondary event)								1						1
Use of Force for Prisoner Control		1	2					4				1		8
Taser Deployment (when reported as secondary event)		1	2					3				1		7
➤ Loss or Theft of Firearm, Chemical Agent or Ammo														0
➤ Suicide														0
➤ Suicide Attempts														0
Miscellaneous (includes: key/tool control, misconduct, reasonable suspicion, stop orders)			1											1
Subtotal (Employee Non-Assault)		2	5	0	0	0	0	9	0	0	0	2	0	18
Prisoner														
Accidental Death														0
Natural Death														0
Other Death - Homicide														0
Escape														0
Escape Attempt														0
Drug Overdose					1			1						2
Suicide														0
Suicide Attempts / Self Injury														0
Subtotal (Prisoner Non-Assault)		0	0	0	1	0	0	1	0	0	0	0	0	2
Other														
Natural Disaster/Physical Plant								1					1	2
Riot/Disturbance/Demonstration														0
Hostage Incident														0
Visitor Related												1		1
Possession drug, weapon, contraband, smuggling										1			1	2
Medical emergency, quarantine, exposure, accident, unusual events											1			1
Subtotal ("Other")		0	0	0	0	0	0	1	0	1	1	2	1	6
Grand Total		2	7	0	1	0	1	13	1	2	3	5	1	36

Michigan Department of Corrections, Public Act 166 of 2022 Boilerplate Reporting
 Critical Incident Reports, Section 706, January 1, 2022-December 31, 2022

Alger Correctional Facility, 6141 Industrial Park Drive, Munising, MI 49862

Incidents which occurred off duty.		JAN	FEB	MAR	APR	MAY	JUN	JUL	AUG	SEP	OCT	NOV	DEC	TOTAL
Assault Based Critical Incidents														
Employee Victim (includes contractual staff)														
Category I														0
Category II														0
Category III														0
Category IV														0
Category V						2				1		1		4
Category VI														0
Subtotal (Employee Victim Assault)		0	0	0	0	2	0	0	0	1	0	1	0	4
Prisoner Victim														
Category I									1	1				2
Category II														0
Category III														0
Category IV							1							1
Category V			1	2			2							5
Category VI														0
Subtotal (Prisoner Victim Assault)		0	0	1	2	0	3	0	1	1	0	0	0	8
Non-Assault Based Critical Incidents														
Employee														
Accidental Death														0
Natural Death														0
Arrest for Felony or Misdemeanor				1										1
Firearm Discharge														0
Chemical Agent Discharge (when reported as secondary event)			2	2					1	4	1			3
Use of Force for Prisoner Control		5	4		1	2	2	3	3	5	3	3	3	31
Taser Deployment (when reported as secondary event)					2	1	1	1				1		6
Loss or Theft of Firearm, Chemical Agent or Ammo														0
Suicide														0
Suicide Attempts														0
Miscellaneous (includes: key/tool control, misconduct, reasonable suspicion, stop orders)														0
Subtotal (Employee Non-Assault)		0	0	7	7	3	3	3	5	7	6	4	6	51
Prisoner														
Accidental Death														0
Natural Death														0
Other Death - Homicide														0
Escape														0
Escape Attempt														0
Drug Overdose	1		1				1							3
Suicide														0
Suicide Attempts / self injury			9	1					3				1	14
Subtotal (Prisoner Non-Assault)	1	0	10	1	0	1	0	0	3	0	0	0	1	17
Other														
Natural Disaster/Physical Plant													1	1
Riot/Disturbance/Demonstration														0
Hostage Incident														0
Visitor Related														0
Possession drug, weapon, contraband, smuggling								1						1
Medical emergency, quarantine, exposure, accident, unusual events	1													1
Subtotal ("Other")	1	0	0	0	0	0	0	1	0	0	0	0	1	3
Grand Total		2	0	18	10	5	7	4	6	12	6	5	8	83

Michigan Department of Corrections, Public Act 166 of 2022 Boilerplate Reporting
Critical Incident Reports, Section 706, January 1, 2022-December 31, 2022

Earnest C. Brooks Correctional Facility, 2500 S. Sheridan Road, Muskegon Heights, MI 49444

Incidents which occurred off duty.	JAN	FEB	MAR	APR	MAY	JUN	JUL	AUG	SEP	OCT	NOV	DEC	TOTAL
Assault Based Critical Incidents													
Employee Victim (includes contractual staff)													
Category I												1	1
Category II													0
Category III													0
Category IV		1								1			2
Category V		4	1		1		1		1	1	1		14
Category VI													0
Subtotal (Employee Victim Assault)	0	5	1	0	1	0	1	0	1	2	1	5	17
Prisoner Victim													
Category I	1		1	1		1	1			1	1		7
Category II													0
Category III													0
Category IV													0
Category V	1	2	1		2	1	1	1	5	3	1	3	21
Category VI													0
Subtotal (Prisoner Victim Assault)	2	2	2	1	2	2	2	1	5	4	2	3	28
Non-Assault Based Critical Incidents													
Employee													
Accidental Death													0
Natural Death													0
Arrest for Felony or Misdemeanor							1		1			1	3
Firearm Discharge													0
Chemical Agent Discharge (when reported as secondary e	2	3	6	3			1	1	2	1		1	20
Use of Force for Prisoner Control	4	6	8	5	2		3	3	6	2		4	43
Taser Deployment	1	8	1	1	3	1	3	2	7	1		3	31
Loss or Theft of Firearm, Chemical Agent or Ammo													0
Suicide													0
Suicide Attempts													0
Miscellaneous (includes: key/tool control, misconduct, reasonable suspicion, stop orders)						1							1
Subtotal (Employee Non-Assault)	7	17	15	9	5	2	8	6	16	4	0	9	98
Prisoner													
Accidental Death													0
Natural Death						1							1
Other Death - Homicide													0
Escape													0
Escape Attempt											1		1
Drug Overdose				1						1		1	3
Suicide						1							1
Suicide Attempts / Self Injury			1			1							2
Subtotal (Prisoner Non-Assault)	0	0	1	1	0	3	0	0	0	1	1	1	8
Other													
Natural Disaster/Physical Plant			1	1									2
Riot/Disturbance/Demonstration								1					1
Hostage Incident													0
Visitor Related													0
Possession drug, weapon, contraband, smuggling	1												1
Medical emergency, quarantine, exposure, accident, unusual events										1	1		2
Subtotal ("Other")	1	0	1	1	0	0	0	1	0	1	1	0	6
Grand Total	10	24	20	12	8	7	11	8	22	12	5	18	157

Michigan Department of Corrections, Public Act 166 of 2022 Boilerplate Reporting
Critical Incident Reports, Section 706, January 1, 2022-December 31, 2022

Marquette Branch Prison, 1960 U.S. 41 South, Marquette, MI 49855

➤ Incidents which occurred off duty.		JAN	FEB	MAR	APR	MAY	JUN	JUL	AUG	SEP	OCT	NOV	DEC	TOTAL
Assault Based Critical Incidents														
Employee Victim (includes contractual staff)														
Category I														0
Category II														0
Category III														0
Category IV														0
Category V		1	1	1	1	1	1	2	3				1	12
Category VI														0
Subtotal (Employee Victim Assault)		1	1	1	1	1	1	2	3	0	0	1	0	12
Prisoner Victim														
Category I							1							1
Category II								1	1					2
Category III														0
Category IV														0
Category V		1	1									1		3
Category VI														0
Subtotal (Prisoner Victim Assault)		1	1	0	0	0	1	1	1	0	0	1	0	6
Non-Assault Based Critical Incidents														
Employee														
Accidental Death														0
Natural Death														0
➤ Arrest for Felony or Misdemeanor			2	2	1	1			1			1		8
Firearm Discharge														0
Chemical Agent Discharge (when reported as secondary event)		1	2	1			1	1	3	1		2		12
Use of Force for Prisoner Control		1	7	3	3	1	3	4	3	2	1	2	1	31
Taser Deployment (when reported as secondary event)		1	1				1	2	1					6
Loss or Theft of Firearm, Chemical Agent or Ammo														0
➤ Suicide														0
➤ Suicide Attempts														0
Miscellaneous (includes: key/tool control, misconduct, reasonable suspicion, stop orders)			1								1			2
Subtotal (Employee Non-Assault)		3	13	6	4	2	5	7	8	3	3	4	1	59
Prisoner														
Accidental Death														0
Natural Death												1		1
Other Death - Homicide														0
Escape														0
Escape Attempt														0
Drug Overdose										2				2
Suicide														0
Suicide Attempts / Self Injury									1		1	1	1	4
Subtotal (Prisoner Non-Assault)		0	0	0	0	0	0	0	1	2	1	2	1	7
Other														
Natural Disaster/Physical Plant			1		1	1								3
Riot/Disturbance/Demonstration		1						1				1		3
Hostage Incident														0
Visitor Related														0
Possession drug, weapon, contraband, smuggling														0
Medical emergency, quarantine, exposure, accident, unusual events		1	1	1		1								4
Subtotal ("Other")		2	2	1	1	2	0	1	0	0	0	1	0	10
Grand Total		7	17	8	6	5	7	11	13	5	4	9	2	94

Michigan Department of Corrections, Public Act 166 of 2022 Boilerplate Reporting
 Critical Incident Reports, Section 706, January 1, 2022-December 31, 2022

Muskegon Correctional Facility, 2400 S. Sheridan Drive, Muskegon, MI 49442

➤ Incidents which occurred off duty **JAN** **FEB** **MAR** **APR** **MAY** **JUN** **JUL** **AUG** **SEP** **OCT** **NOV** **DEC** **TOTAL**

Assault Based Critical Incidents

Employee Victim (includes contractual staff)												
Category I												0
Category II												0
Category III												0
Category IV												0
Category V		2		1	2		2	1			1	9
Category VI												0
Subtotal (Employee Victim Assault)	0	2	0	1	2	0	2	1	0	0	1	9

Prisoner Victim												
Category I			1	1								2
Category II												0
Category III												0
Category IV												0
Category V		1	1	2	2	2					1	9
Category VI												0
Subtotal (Prisoner Victim Assault)	0	1	2	3	2	2	0	0	0	0	0	11

Non-Assault Based Critical Incidents

Employee												
Accidental Death												0
Natural Death												0
➤ Arrest for Felony or Misdemeanor	1	1										2
Firearm Discharge												0
Chemical Agent Discharge (when reported as secondary event)				1	1		1			1		4
Use of Force for Prisoner Control	1	2	4	7	3	1	1	2		1	1	25
Taser Deployment (when reported as secondary event)			4	5	3	2	1	2				19
Loss or Theft of Firearm, Chemical Agent or Ammo												0
➤ Suicide												0
➤ Suicide Attempts												0
Miscellaneous (includes: key/tool control, misconduct, reasonable suspicion, stop orders)			1									1
Subtotal (Employee Non-Assault)	2	3	9	13	7	3	3	4	0	2	1	51

Prisoner												
Accidental Death												0
Natural Death	1									1		2
Other Death - Homicide												0
Escape												0
Escape Attempt												0
Drug Overdose					1							1
Suicide												0
Suicide Attempts/Self Injury	1			2								3
Subtotal (Prisoner Non-Assault)	2	0	0	2	1	0	0	0	0	1	0	6

Other												
Natural Disaster/Physical Plant												0
Riot/Disturbance/Demonstration												0
Hostage Incident												0
Visitor Related												0
Possession drug, weapon, contraband, smuggling												0
Medical emergency, quarantine, exposure, accident, unusual events							2					2
Subtotal ("Other")	0	0	0	0	0	0	2	0	0	0	0	2

Grand Total **4** **6** **11** **19** **12** **5** **7** **5** **0** **3** **2** **5** **79**

Michigan Department of Corrections, Public Act 166 of 2022 Boilerplate Reporting
 Critical Incident Reports, Section 706, January 1, 2022-December 31, 2022

Newberry Correctional Facility, 13747 East County Road 428, Newberry, MI 49868

Incidents which occurred off duty.		JAN	FEB	MAR	APR	MAY	JUN	JUL	AUG	SEP	OCT	NOV	DEC	TOTAL
Assault Based Critical Incidents														
Employee Victim (includes contractual staff)														
Category I														0
Category II														0
Category III														0
Category IV														0
Category V														0
Category VI														0
Subtotal (Employee Victim Assault)		0	0	0	0	0	0	0	0	0	0	0	0	0
Prisoner Victim														
Category I				1		1		1				1		4
Category II														0
Category III														0
Category IV														0
Category V														0
Category VI														0
Subtotal (Prisoner Victim Assault)		0	0	1	0	1	0	1	0	0	0	1	0	4
Non-Assault Based Critical Incidents														
Employee														
Accidental Death														0
Natural Death														0
Arrest for Felony or Misdemeanor														0
Firearm Discharge														0
Chemical Agent Discharge (when reported as secondary event)							1							1
Use of Force for Prisoner Control							1	1	1				1	4
Taser Deployment								1	1					2
Loss or Theft of Firearm, Chemical Agent or Ammo														0
Suicide														0
Suicide Attempts														0
Miscellaneous (includes: key/tool control, misconduct, reasonable suspicion, stop orders)											1			1
Subtotal (Employee Non-Assault)		0	0	0	0	0	2	2	2	0	1	0	1	8
Prisoner														
Accidental Death														0
Natural Death														0
Other Death - Homicide														0
Escape														0
Escape Attempt														0
Drug Overdose														0
Suicide														0
Suicide Attempts / Self Injury														0
Subtotal (Prisoner Non-Assault)		0	0	0	0	0	0	0	0	0	0	0	0	0
Other														
Natural Disaster/Physical Plant						2								2
Riot/Disturbance/Demonstration														0
Hostage Incident														0
Visitor Related														0
Possession drug, weapon, contraband, smuggling														0
Medical emergency, quarantine, exposure, accident, unusual events										1				1
Subtotal ("Other")		0	0	0	0	2	0	0	0	1	0	0	0	3
Grand Total		0	0	1	0	3	2	3	2	1	1	1	1	15

Michigan Department of Corrections, Public Act 166 of 2022 Boilerplate Reporting
 Critical Incident Reports, Section 706, January 1, 2022-December 31, 2022

St. Louis Correctional Facility, 8585 N. Croswell Road, St. Louis, MI 48880

Incidents which occurred off duty.		JAN	FEB	MAR	APR	MAY	JUN	JUL	AUG	SEP	OCT	NOV	DEC	TOTAL
Assault Based Critical Incidents														
Employee Victim (includes contractual staff)														
Category I				1					1	1				3
Category II														0
Category III														0
Category IV				1										1
Category V			1		1	1				1	1			5
Category VI														0
Subtotal (Employee Victim Assault)		0	1	2	1	1	0	0	1	2	1	0	0	9
Prisoner Victim														
Category I														0
Category II														0
Category III														0
Category IV												1		1
Category V		1						2	2	1	1			7
Category VI														0
Subtotal (Prisoner Victim Assault)		1	0	0	0	0	0	2	2	1	1	1	0	8
Non-Assault Based Critical Incidents														
Employee														
Accidental Death														0
Natural Death														0
Arrest for Felony or Misdemeanor								1						1
Firearm Discharge														0
Chemical Agent Discharge (when reported as secondary event)				1	1		2	3	2		2		1	12
Use of Force for Prisoner Control	4	3	6	6	3	6	10	6	7	9	6	10		76
Taser Deployment (when reported as secondary event)	4	4	5	5	3	2	1	1	7	3	5	7		47
Loss or Theft of Firearm, Chemical Agent or Ammo														0
Suicide														0
Suicide Attempts														0
Miscellaneous (includes: key/tool control, misconduct, reasonable suspicion, stop orders)														0
Subtotal (Employee Non-Assault)	8	7	12	12	6	10	15	9	14	14	11	18		136
Prisoner														
Accidental Death														0
Natural Death	1			1	1									3
Other Death - Homicide														0
Escape														0
Escape Attempt														0
Drug Overdose				1		3	2			3	1			10
Suicide														0
Suicide Attempts / Self Injury							1				1			2
Subtotal (Prisoner Non-Assault)	1	0	0	2	1	3	3	0	0	3	2	0		15
Other														
Natural Disaster/Physical Plant	1			1						1				3
Riot/Disturbance/Demonstration							1							1
Hostage Incident														0
Visitor Related														0
Possession drug, weapon, contraband, smuggling														0
Medical emergency, quarantine, exposure, accident, unusual events														0
Subtotal ("Other")	1	0	0	1	0	0	1	0	1	0	0	0		4
Grand Total	11	8	14	16	8	13	21	12	18	19	14	18		172

Michigan Department of Corrections, Public Act 166 of 2022 Boilerplate Reporting
 Critical Incident Reports, Section 706, January 1, 2022-December 31, 2022

Saginaw Correctional Facility, 9625 Pierce Road, Freeland, MI 48623

Incidents which occurred off duty.		JAN	FEB	MAR	APR	MAY	JUN	JUL	AUG	SEP	OCT	NOV	DEC	TOTAL
Assault Based Critical Incidents														
Employee Victim (includes contractual staff)														
Category I		1												1
Category II														0
Category III														0
Category IV														0
Category V			1							1	2			4
Category VI														0
Subtotal (Employee Victim Assault)		1	1	0	0	0	0	0	0	1	2	0	0	5
Prisoner Victim														
Category I		1	2	1		1	2	1	1		1	1	1	12
Category II														0
Category III														0
Category IV														0
Category V		1	4	2	2	7	1	4			5	4	2	32
Category VI														0
Subtotal (Prisoner Victim Assault)		2	6	3	2	8	3	5	1	0	6	5	3	44
Non-Assault Based Critical Incidents														
Employee														
Accidental Death														0
Natural Death														0
Arrest for Felony or Misdemeanor				1										1
Firearm Discharge														0
Chemical Agent Discharge (when reported as secondary ev		2	2	2	2	1	2	1	1	1			3	17
Use of Force for Prisoner Control		9	7	7	6	3	3	7	2	6	3	7	9	69
Taser Deployment		5	3	3	4	2	2	6	1	2		6	3	37
Loss or Theft of Firearm, Chemical Agent or Ammo														0
Suicide														0
Suicide Attempts														0
Miscellaneous (includes: key/tool control, misconduct, reasonable suspicion, stop orders)														0
Subtotal (Employee Non-Assault)		16	12	13	12	6	7	14	4	9	3	13	15	124
Prisoner														
Accidental Death														0
Natural Death		1						1						2
Other Death - Homicide														0
Escape														0
Escape Attempt														0
Drug Overdose		1			1		2	2	1		2	2	2	13
Suicide													1	1
Suicide Attempts / Self Injury		1				1	2		1	1				7
Subtotal (Prisoner Non-Assault)		3	0	0	1	1	4	3	2	1	2	2	4	23
Other														
Natural Disaster/Physical Plant														0
Riot/Disturbance/Demonstration														0
Hostage Incident														0
Visitor Related														0
Possession drug, weapon, contraband, smuggling										1	1			2
Medical emergency, quarantine, exposure, accident, unusual events							6							6
Subtotal ("Other")		0	0	0	0	0	6	0	0	1	1	0	0	8
Grand Total		22	19	16	15	15	20	22	7	12	14	20	22	204

Michigan Department of Corrections, Public Act 166 of 2022 Boilerplate Reporting
 Critical Incident Reports, Section 706, January 1, 2022-December 31, 2022

Central Michigan Correctional Facility, 8201 N. Crosswell Road, St. Louis, MI 48880

Incidents which occurred off duty.		JAN	FEB	MAR	APR	MAY	JUN	JUL	AUG	SEP	OCT	NOV	DEC	TOTAL
Assault Based Critical Incidents														
Employee Victim (includes contractual staff)														
Category I													1	1
Category II														0
Category III														0
Category IV														0
Category V							1				2	1		4
Category VI														0
Subtotal (Employee Victim Assault)		0	0	0	0	0	1	0	0	0	2	1	1	5
Prisoner Victim														
Category I									1					1
Category II														0
Category III														0
Category IV														0
Category V		2							1				3	6
Category VI														0
Subtotal (Prisoner Victim Assault)		2	0	0	0	0	0	0	2	0	0	0	3	7
Non-Assault Based Critical Incidents														
Employee														
Accidental Death														0
Natural Death														0
Arrest for Felony or Misdemeanor				1										1
Firearm Agent Discharge														0
Chemical Agent Discharge (when reported as second)	2	1		1									1	5
Use of Force for Prisoner Control	4	3	3	1	1			3			1		1	17
Taser Deployment	1					1	1	2			2			7
Loss or Theft of Firearm, Chemical Agent or Ammo														0
Suicide														0
Suicide Attempts														0
Miscellaneous (includes: key/tool control, misconduct, reasonable suspicion, stop orders)											2	1		3
Subtotal (Employee Non-Assault)	7	4	4	2	2	1	5	0	0	0	5	1	2	33
Prisoner														
Accidental Death														0
Natural Death														0
Other Death - Homicide														0
Escape														0
Escape Attempt														0
Drug Overdose			1										1	2
Suicide														0
Suicide Attempts / Self Injury														0
Subtotal (Prisoner Non-Assault)	0	0	1	0	0	0	0	0	0	0	0	0	1	2
Other														
Natural Disaster/Physical Plant			2										1	3
Riot/Disturbance/Demonstration														0
Hostage Incident														0
Visitor Related														0
Possession drug, weapon, contraband, smuggling		1												1
Medical emergency, quarantine, exposure, accident, unusual events								1						1
Subtotal ("Other")	0	1	2	0	0	0	0	1	0	0	0	0	1	5
Grand Total		9	5	7	2	2	2	6	2	0	7	2	8	52

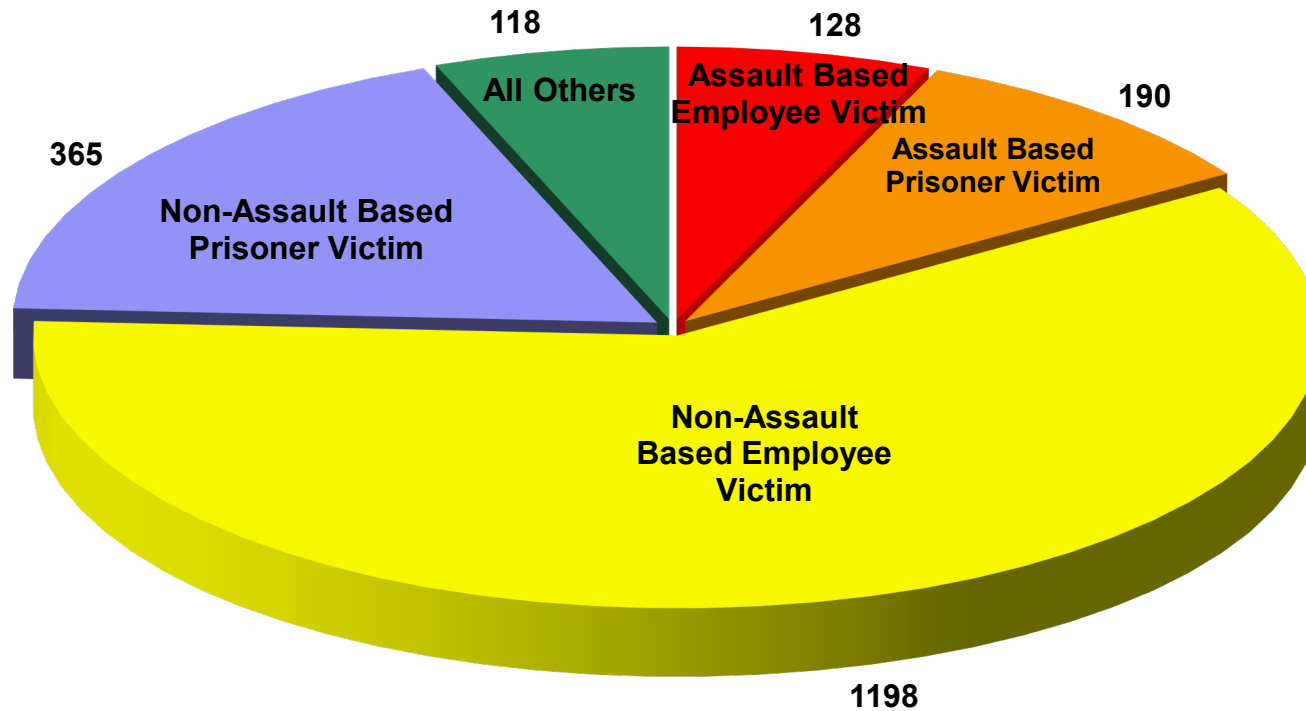
Michigan Department of Corrections, Public Act 166 of 2022 Boilerplate Reporting
 Critical Incident Reports, Section 706, January 1, 2022-December 31, 2022

Chippewa Correctional Facility, 4269 W. M-80, Kincheloe, MI 49784

Incidents which occurred off duty.	JAN	FEB	MAR	APR	MAY	JUN	JUL	AUG	SEP	OCT	NOV	DEC	TOTAL
Assault Based Critical Incidents													
Employee Victim (includes contractual staff)													
Category I													0
Category II													0
Category III													0
Category IV								1					1
Category V	1			1	1					1			4
Category VI													0
Subtotal (Employee Victim Assault)	1	0	0	1	1	0	0	1	0	1	0	0	5
Prisoner Victim													
Category I						1	1					1	3
Category II													0
Category III													0
Category IV				1									1
Category V	1		1	2	1		1	3		3	3	1	16
Category VI													0
Subtotal (Prisoner Victim Assault)	1	0	1	3	1	1	2	3	0	3	3	2	20
Non-Assault Based Critical Incidents													
Employee													
Accidental Death													0
Natural Death													0
Arrest for Felony or Misdemeanor	1				1	1					1		4
Firearm Discharge													0
Chemical Agent Discharge (when reported as seco	2	1	1		1	1		1		2	2	1	12
Use of Force for Prisoner Control	7	3	8	7	5	6	5	9	3	7	4	11	75
Taser Deployment	5	2	7	7	4	5	5	6	2	5	3	7	58
Loss or Theft of Firearm, Chemical Agent or Ammo													0
Suicide													0
Suicide Attempts													0
Miscellaneous (includes: key/tool control, misconduct, reasonable suspicion, stop orders)			1							1	1		3
Subtotal (Employee Non-Assault)	15	6	17	14	11	13	10	16	5	15	11	19	152
Prisoner													
Accidental Death													0
Natural Death	1												1
Other Death - Homicide													0
Escape													0
Escape Attempt		1								1			2
Drug Overdose		1	3	2	1	1			2	3	1		14
Suicide													0
Suicide Attempts / Self Injury	1							1				5	7
Subtotal (Prisoner Non-Assault)	2	2	3	2	1	1	1	0	2	4	1	5	24
Other													
Natural Disaster/Physical Plant		1				1	1					2	5
Riot/Disturbance/Demonstration		1											1
Hostage Incident													0
Visitor Related													0
Possession drug, weapon, contraband, smuggling				1									1
Medical emergency, quarantine, exposure, accident, unusual events													0
Subtotal ("Other")	0	2	0	1	0	1	1	0	0	0	0	2	7
Grand Total	19	10	21	21	14	16	14	20	7	23	15	28	208

Incidents which occurred off duty.		JAN	FEB	MAR	APR	MAY	JUN	JUL	AUG	SEP	OCT	NOV	DEC	TOTAL
Assault Based Critical Incidents														
Employee Victim (includes contractual staff)														
Category I		0	2	1	0	1	0	1	1	3	2	0	2	13
Category II		0	0	0	0	0	0	0	0	0	0	0	0	0
Category III		0	0	0	0	0	0	0	0	0	0	0	0	0
Category IV		1	2	1	0	1	0	0	1	2	1	2	1	12
Category V		15	8	6	5	7	10	4	13	13	9	6	7	103
Category VI		0	0	0	0	0	0	0	0	0	0	0	0	0
Subtotal (Employee Victim Assault)		16	12	8	5	9	10	5	15	18	12	8	10	128
Prisoner Victim														
Category I		3	5	4	2	4	6	5	1	3	3	5	1	42
Category II		0	1	0	0	0	0	0	0	0	0	0	0	1
Category III		0	0	0	0	1	0	0	0	0	0	0	0	1
Category IV		0	1	0	0	1	0	0	0	0	0	0	1	3
Category V		8	14	6	12	13	5	26	10	11	7	14	17	143
Category VI		0	0	0	0	0	0	0	0	0	0	0	0	0
Subtotal (Prisoner Victim Assault)		11	21	10	14	19	11	31	11	14	10	19	19	190
Non-Assault Based Critical Incidents														
Employee														
Accidental Death		0	0	0	0	0	0	0	0	0	0	0	0	0
Natural Death		0	0	0	0	0	0	0	0	0	0	0	0	0
Arrest for Felony or Misdemeanor		8	1	4	5	6	3	3	3	3	4	2	2	45
Firearm Discharge		0	0	0	2	0	1	1	4	0	1	0	0	9
Chemical Agent Discharge (when reported as secondary event)		11	6	13	18	12	19	5	24	10	18	12	6	154
Use of Force for Prisoner Control		44	62	63	53	55	62	48	71	69	52	68	47	694
Taser Deployment (when reported as secondary event)		13	26	25	25	34	11	12	28	28	12	17	33	264
Loss or Theft of Firearm, Chemical Agent or Ammo		0	0	0	0	0	0	0	0	0	0	0	0	0
Suicide		0	0	0	0	0	0	0	0	0	0	0	0	0
Suicide Attempts		0	0	0	0	0	0	0	0	0	0	0	0	0
Miscellaneous (includes: key/tool control, misconduct, reasonable suspicion, stop orders)		3	2	10	6	1	2	2	0	3	1	0	2	32
Subtotal (Employee Non-Assault)		79	97	115	109	108	98	71	130	113	87	101	90	1198
Prisoner														
Accidental Death		0	0	0	0	0	0	0	0	0	0	0	0	0
Natural Death		2	1	4	0	1	1	2	2	2	3	5	0	23
Other Death - Homicide		0	0	0	0	1	1	0	0	1	1	0	0	4
Escape		0	0	0	0	0	0	0	0	0	0	0	0	0
Escape Attempt		0	0	0	0	0	0	0	1	0	1	0	0	2
Drug Overdose		6	7	5	4	4	5	1	2	6	4	7	1	52
Suicide		1	0	0	0	0	1	0	0	2	0	0	1	5
Suicide Attempts / Self injury		19	40	31	29	12	24	26	23	14	32	14	15	279
Subtotal (Prisoner Non-Assault)		28	48	40	33	18	32	29	28	25	41	26	17	365
Other														
Natural Disaster/Physical Plant		3	2	1	5	3	6	7	10	0	8	5	7	57
Riot/Disturbance/Demonstration		0	0	0	0	0	0	1	1	0	0	0	0	2
Hostage Incident		0	0	0	0	0	0	0	0	0	0	0	0	0
Visitor Related		1	0	0	0	0	0	0	2	0	1	0	0	4
Possession drug, weapon, contraband, smuggling		1	0	0	1	0	0	1	3	1	1	2	1	11
Medical emergency, quarantine, exposure, accident, unusual events		6	5	6	1	5	4	1	1	4	3	4	4	44
Subtotal ("Other")		11	7	7	7	8	10	10	17	5	13	11	12	118
Grand Total		145	185	180	168	162	161	146	201	175	163	165	148	1999

Jackson Area Region: Critical Incident Totals, 2022



There were 1999 Critical Incidents in the Jackson Region.

The data was compiled from 16 Correctional Facilities from January 1, 2022 - December 31, 2022.

Michigan Department of Corrections, Public Act 166 of 2022 Boilerplate Reporting
 Critical Incident Reports, Section 706, January 1, 2022-December 31, 2022

Gus Harrison Correctional Facility, 2727 E. Beecher St., Adrian, MI 49221

Incidents which occurred off duty. **JAN FEB MAR APR MAY JUN JUL AUG SEP OCT NOV DEC TOTAL**

Assault Based Critical Incidents

Employee Victim (includes contractual staff)														
Category I														0
Category II														0
Category III														0
Category IV			1			1			1	1	1			5
Category V	4	1	1						1	1		1	1	10
Category VI														0
Subtotal (Employee Victim Assault)	4	2	1	0	1	0	0	2	2	1	1	1	1	15

Prisoner Victim														
Category I			1		1					1				3
Category II														0
Category III														0
Category IV														0
Category V	1		1		1				1					4
Category VI														0
Subtotal (Prisoner Victim Assault)	1	0	2	0	2	0	0	1	1	0	0	0	0	7

Non-Assault Based Critical Incidents

Employee														
Accidental Death														0
Natural Death														0
Arrest for Felony or Misdemeanor							1	1		1				3
Firearm Discharge										1				1
Chemical Agent Discharge (when reported as secondary event)			1				8	1		2	2			16
Use of Force for Prisoner Control	5	8	3	3	1	8	6	6	3	6	5	4		58
Taser Deployment (when reported as secondary event)	4	1	2	2	2				2	3	1	3	3	23
Loss or Theft of Firearm, Chemical Agent or Ammo														0
Suicide														0
Suicide Attempts														0
Miscellaneous (includes: key/tool control, misconduct, reasonable suspicion, stop orders)					1									1
Subtotal (Employee Non-Assault)	9	9	6	6	3	17	8	11	7	9	10	7	7	102

Prisoner														
Accidental Death														0
Natural Death														0
Other Death - Homicide														0
Escape														0
Escape Attempt														0
Drug Overdose	1	2	1	2		2						1		9
Suicide														0
Suicide Attempts / Self Injury	6	11	6	4	3	5	7	1	1	6		1		51
Subtotal (Prisoner Non-Assault)	7	13	7	6	3	7	7	1	1	6	1	1	1	60

Other														
Natural Disaster/Physical Plant														0
Riot/Disturbance/Demonstration														0
Hostage Incident														0
Visitor Related														0
Possession drug, weapon, contraband, smuggling														0
Medical emergency, quarantine, exposure, accident, unusual events			1											1
Subtotal ("Other")	0	0	1	0	0	0	0	0	0	0	0	0	0	1

Grand Total **21 24 17 12 9 24 15 15 11 16 12 9 185**

Michigan Department of Corrections, Public Act 166 of 2022 Boilerplate Reporting
Critical Incident Reports, Section 706, January 1, 2022-December 31, 2022

Detroit Detention Center - 17601 Mound Rd., Detroit, MI 48212

Incidents which occurred off duty.	JAN	FEB	MAR	APR	MAY	JUN	JUL	AUG	SEP	OCT	NOV	DEC	TOTAL
Assault Based Critical Incidents													
Employee Victim (includes contractual staff)													
Category I													0
Category II													0
Category III													0
Category IV											1		1
Category V	2	1	1		2			2					8
Category VI													0
Subtotal (Employee Victim Assault)	2	1	1	0	2	0	0	2	0	0	1	0	9
Prisoner Victim													
Category I													0
Category II													0
Category III													0
Category IV													0
Category V							2	1		1			4
Category VI													0
Subtotal (Prisoner Victim Assault)	0	0	0	0	0	0	2	1	0	1	0	0	4
Non-Assault Based Critical Incidents													
Employee													
Accidental Death													0
Natural Death													0
Arrest for Felony or Misdemeanor									1				1
Firearm Discharge													0
Chemical Agent Discharge (when reported as secondary event)													0
Use of Force for Prisoner Control			3		2				2		1		9
Taser Deployment (when reported as secondary event)	1	1		1									3
Loss or Theft of Firearm, Chemical Agent or Ammo													0
Suicide													0
Suicide Attempts													0
Miscellaneous (includes: key/tool control, misconduct, reasonable suspicion, stop orders)													0
Subtotal (Employee Non-Assault)	1	4	0	3	0	0	0	2	1	1	0	1	13
Prisoner													
Accidental Death													0
Natural Death											1		1
Other Death - Homicide													0
Escape													0
Escape Attempt													0
Drug Overdose													0
Suicide													0
Suicide Attempts / Self Injury					2								2
Subtotal (Prisoner Non-Assault)	0	0	0	2	0	0	0	0	0	0	1	0	3
Other													
Natural Disaster/Physical Plant					1								1
Riot/Disturbance/Demonstration													0
Hostage Incident													0
Visitor Related													0
Possession drug, weapon, contraband, smuggling								1			1		2
Medical emergency, quarantine, exposure, accident, unusual events			1		1	1		1	1			1	6
Subtotal ("Other")	0	0	1	0	2	1	1	1	1	1	0	1	9
Grand Total	3	5	2	5	4	1	3	6	2	3	2	2	38

Michigan Department of Corrections, Public Act 166 of 2022 Boilerplate Reporting
 Critical Incident Reports, Section 706, January 1, 2022-December 31, 2022

Bellamy Creek Correctional Facility, 1727 W. Bluewater Highway, Ionia, MI 48846

Incidents which occurred off duty.		JAN	FEB	MAR	APR	MAY	JUN	JUL	AUG	SEP	OCT	NOV	DEC	TOTAL
Assault Based Critical Incidents														
Employee Victim (includes contractual staff)														
Category I				1						1	1			3
Category II														0
Category III														0
Category IV														0
Category V							2							2
Category VI														0
Subtotal (Employee Victim Assault)		0	0	1	0	0	2	0	0	1	1	0	0	5
Prisoner Victim														
Category I						1	1	1						3
Category II														0
Category III														0
Category IV														0
Category V			2	1	1	3	1	7	1	3		3	5	27
Category VI														0
Subtotal (Prisoner Victim Assault)		0	2	1	1	4	2	8	1	3	0	3	5	30
Non-Assault Based Critical Incidents														
Employee														
Accidental Death														0
Natural Death														0
Arrest for Felony or Misdemeanor		1		1	1									3
Firearm Discharge														0
Chemical Agent Discharge (when reported as secondary event)			2		3	3	1	1	3	1	1	1		16
Use of Force for Prisoner Control		5	5	7	11	8	9	5	12	16	11	13	13	115
Taser Deployment (when reported as secondary event)		1	1	5	7	6	1	1	3	6	3	5	7	46
Loss or Theft of Firearm, Chemical Agent or Ammo														0
Suicide														0
Suicide Attempts														0
Miscellaneous (includes: key/tool control, misconduct, reasonable suspicion, stop orders)					2									2
Subtotal (Employee Non-Assault)		7	8	13	24	17	11	7	18	23	15	19	20	182
Prisoner														
Accidental Death														0
Natural Death									1					1
Other Death - Homicide														0
Escape														0
Escape Attempt														0
Drug Overdose														0
Suicide														0
Suicide Attempts / Self Injury			1					3	5			1		10
Subtotal (Prisoner Non-Assault)		0	1	0	0	0	0	3	6	0	0	1	0	11
Other														
Natural Disaster/Physical Plant					2			1	2					5
Riot/Disturbance/Demonstration									1					1
Hostage Incident														0
Visitor Related														0
Possession drug, weapon, contraband, smuggling												1	1	2
Medical emergency, quarantine, exposure, accident, unusual events					1									1
Subtotal ("Other")		0	0	0	3	0	0	1	3	0	0	1	1	9
Grand Total		7	11	15	28	21	15	19	28	27	16	24	26	237

Michigan Department of Corrections, Public Act 166 of 2022 Boilerplate Reporting
 Critical Incident Reports, Section 706, January 1, 2022-December 31, 2022

Ionia Correctional Facility, 1576 W. Bluewater Highway, Ionia, MI 48846

➤ Incidents which occurred off duty.		JAN	FEB	MAR	APR	MAY	JUN	JUL	AUG	SEP	OCT	NOV	DEC	TOTAL
Assault Based Critical Incidents														
Employee Victim (includes contractual staff)														
Category I									1					1
Category II														0
Category III														0
Category IV													1	1
Category V			1	1			1			1			1	5
Category VI														0
Subtotal (Employee Victim Assault)	0	1	1	0	0	0	1	0	1	1	0	0	2	7
Prisoner Victim														
Category I			1										1	2
Category II														0
Category III														0
Category IV														0
Category V					1	1	1		1					4
Category VI														0
Subtotal (Prisoner Victim Assault)	0	1	0	1	1	1	1	0	1	0	0	0	1	6
Non-Assault Based Critical Incidents														
Employee														
Accidental Death														0
Natural Death														0
➤ Arrest for Felony or Misdemeanor				1						2			1	5
Firearm Discharge					1					1				2
Chemical Agent Discharge (when reported as secondary e	3	2	1	7	2	5			6	2	5	5	1	39
Use of Force for Prisoner Control	3	4	6	7	10	9	4		9	8	7	10	5	82
Taser Deployment			4	1	6	3	1		6	3		2	4	30
Loss or Theft of Firearm, Chemical Agent or Ammo														0
➤ Suicide														0
➤ Suicide Attempts														0
Miscellaneous (includes: key/tool control, misconduct, reasonable suspicion, stop orders)				1										1
Subtotal (Employee Non-Assault)	6	6	13	16	18	17	5	24	13	12	18	11	11	159
Prisoner														
Accidental Death														0
Natural Death										1				1
Other Death - Homicide														0
Escape														0
Escape Attempt														0
Drug Overdose														0
Suicide														0
Suicide Attempts / Self Injury		3	2	2		4			2		1	3	2	19
Subtotal (Prisoner Non-Assault)	0	3	2	2	0	4	0	2	1	1	3	2	2	20
Other														
Natural Disaster/Physical Plant												1		1
Riot/Disturbance/Demonstration														0
Hostage Incident														0
Visitor Related														0
Possession drug, weapon, contraband, smuggling														0
Medical emergency, quarantine, exposure, accident, unusual events						1						2		3
Subtotal ("Other")	0	0	0	0	1	0	0	0	0	0	0	3	0	4
Grand Total	6	11	16	19	20	23	5	28	15	13	24	16	16	196

Michigan Department of Corrections, Public Act 166 of 2022 Boilerplate Reporting
Critical Incident Reports, Section 706, January 1, 2022-December 31, 2022

G. Robert Cotton Correctional Facility, 3500 N. Elm Road, Jackson, MI 49201

➤ Incidents which occurred off duty.		JAN	FEB	MAR	APR	MAY	JUN	JUL	AUG	SEP	OCT	NOV	DEC	TOTAL
Assault Based Critical Incidents														
Employee Victim (includes contractual staff)														
Category I													1	1
Category II														0
Category III														0
Category IV		1	1									1		3
Category V				1				1			1			3
Category VI														0
Subtotal (Employee Victim Assault)		1	1	1	0	0	0	1	0	0	1	1	1	7
Prisoner Victim														
Category I		1	2				1	1		1	2	1		9
Category II			1											1
Category III														0
Category IV														0
Category V		2	3		5	1		1			2	2	1	17
Category VI														0
Subtotal (Prisoner Victim Assault)		3	6	0	5	1	1	2	0	1	4	3	1	27
Non-Assault Based Critical Incidents														
Employee														
Accidental Death														0
Natural Death														0
➤ Arrest for Felony or Misdemeanor		1				2		1		1	2			7
Firearm Discharge									1					1
Chemical Agent Discharge (when reported as		2		1					1				1	5
Use of Force for Prisoner Control		3	8	2	1	1	5	2	4	2		5	2	35
Taser Deployment		1	4	2	2	1	1	1	3	2	1	2	3	23
Loss or Theft of Firearm, Chemical Agent or Ammo														0
➤ Suicide														0
➤ Suicide Attempts														0
Miscellaneous (includes: key/tool control, misconduct, reasonable suspicion, stop orders)			1	1						2				4
Subtotal (Employee Non-Assault)		7	13	6	3	4	6	4	9	7	3	7	6	75
Prisoner														
Accidental Death														0
Natural Death									1					1
Other Death - Homicide														0
Escape														0
Escape Attempt										1				0
Drug Overdose		2	1			3				1	1			8
Suicide														0
Suicide Attempts / Self Injury						1			2				2	5
Subtotal (Prisoner Non-Assault)		2	1	0	0	4	0	0	3	1	1	0	2	14
Other														
Natural Disaster/Physical Plant			1			1	2		2				1	7
Riot/Disturbance/Demonstration														0
Hostage Incident														0
Visitor Related		1							1					2
Possession drug, weapon, contraband, smuggling									1					1
Medical emergency, quarantine, exposure, accident, unusual events				1									1	2
Subtotal ("Other")		1	1	1	0	1	2	0	4	0	0	0	2	12
Grand Total		14	22	8	8	10	9	7	16	9	9	11	12	135

Michigan Department of Corrections, Public Act 166 of 2022 Boilerplate Reporting
 Critical Incident Reports, Section 706, January 1, 2022-December 31, 2022

Cooper Street Correctional Facility, 3100 N. Elm Road, Jackson, MI 49201

➤ Incidents which occurred off duty.		JAN	FEB	MAR	APR	MAY	JUN	JUL	AUG	SEP	OCT	NOV	DEC	TOTAL
Assault Based Critical Incidents														
Employee Victim (includes contractual staff)														
Category I														0
Category II														0
Category III														0
Category IV														0
Category V														0
Category VI														0
Subtotal (Employee Victim Assault)		0	0	0	0	0	0	0	0	0	0	0	0	0
Prisoner Victim														
Category I														0
Category II														0
Category III														0
Category IV														0
Category V		1	1			1		1						4
Category VI														0
Subtotal (Prisoner Victim Assault)		1	1	0	0	1	0	1	0	0	0	0	0	4
Non-Assault Based Critical Incidents														
Employee														
Accidental Death														0
Natural Death														0
➤ Arrest for Felony or Misdemeanor														0
Firearm Discharge														0
Chemical Agent Discharge														0
Use of Force for Prisoner Control			1	2		1		2				1	1	8
Taser Deployment													1	1
Loss or Theft of Firearm, Chemical Agent or Ammo														0
➤ Suicide														0
➤ Suicide Attempts														0
Miscellaneous (includes: key/tool control, misconduct, reasonable suspicion, stop orders)				2										2
Subtotal (Employee Non-Assault)		0	1	4	0	1	0	2	0	0	0	1	2	11
Prisoner														
Accidental Death														0
Natural Death										1				1
Other Death - Homicide														0
Escape														0
Escape Attempt														0
Drug Overdose		1												1
Suicide														0
Suicide Attempts / Self Injury			2											2
Subtotal (Prisoner Non-Assault)		1	2	0	0	0	0	0	0	1	0	0	0	4
Other														
Natural Disaster/Physical Plant		1	1		2			2	2		1	1		10
Riot/Disturbance/Demonstration								1						1
Hostage Incident														0
Visitor Related														0
Possession drug, weapon, contraband, smuggling					1									1
Medical emergency, quarantine, exposure, accident, unusual events														0
Subtotal ("Other")		1	1	0	3	0	0	3	2	0	1	1	0	12
Grand Total		3	5	4	3	2	0	6	2	1	1	2	2	31

Michigan Department of Corrections, Public Act 166 of 2022 Boilerplate Reporting
 Critical Incident Reports, Section 706, January 1, 2022-December 31, 2022

Lakeland Correctional Facility, 141 First Street, Coldwater, MI 49036

Incidents which occurred off duty.		JAN	FEB	MAR	APR	MAY	JUN	JUL	AUG	SEP	OCT	NOV	DEC	TOTAL
Assault Based Critical Incidents														
Employee Victim (includes contractual staff)														
Category I														0
Category II														0
Category III														0
Category IV														0
Category V									2					2
Category VI														0
Subtotal (Employee Victim Assault)		0	0	0	0	0	0	0	2	0	0	0	0	2
Prisoner Victim														
Category I			1	1								1		3
Category II														0
Category III														0
Category IV														0
Category V			1	1				1				1	1	5
Category VI														0
Subtotal (Prisoner Victim Assault)		0	2	2	0	0	0	1	0	0	0	2	1	8
Non-Assault Based Critical Incidents														
Employee														
Accidental Death														0
Natural Death														0
Arrest for Felony or Misdemeanor		1		1		1					1			4
Firearm Discharge														0
Chemical Agent Discharge (when reported as secondary event)				1										1
Use of Force for Prisoner Control		1	2	4		1	1			1		1		11
Taser Deployment			3											3
Loss or Theft of Firearm, Chemical Agent or Ammo														0
Suicide														0
Suicide Attempts														0
Miscellaneous (includes: key/tool control, misconduct, reasonable suspicion, stop orders)				1				1		1				3
Subtotal (Employee Non-Assault)		2	5	7	0	2	1	1	0	2	1	1	0	22
Prisoner														
Accidental Death														0
Natural Death		1		1			1							3
Other Death - Homicide														0
Escape														0
Escape Attempt														0
Drug Overdose		1	3						1					5
Suicide														0
Suicide Attempts / Self Injury			1											1
Subtotal (Prisoner Non-Assault)		2	4	1	0	0	1	0	1	0	0	0	0	9
Other														
Natural Disaster/Physical Plant						1			1		1			3
Riot/Disturbance/Demonstration														0
Hostage Incident														0
Visitor Related									1		1			2
Possession drug, weapon, contraband, smuggling		1							2					3
Medical emergency, quarantine, exposure, accident, unusual events			1							2	1			4
Subtotal ("Other")		1	1	0	0	1	0	0	4	2	3	0	0	12
Grand Total		5	12	10	0	3	2	2	7	4	4	3	1	53

Michigan Department of Corrections, Public Act 166 of 2022 Boilerplate Reporting
Critical Incident Reports, Section 706, January 1, 2022-December 31, 2022

Macomb Correctional Facility 34625 26 Mile Road, Lenox Township, MI 48048

Incidents which occurred off duty.		JAN	FEB	MAR	APR	MAY	JUN	JUL	AUG	SEP	OCT	NOV	DEC	TOTAL
Assault Based Critical Incidents														
Employee Victim (includes contractual staff)														
Category I			1			1								2
Category II														0
Category III														0
Category IV				1										1
Category V	3	1	2	3	1				1	1	2		1	15
Category VI														0
Subtotal (Employee Victim Assault)	3	2	3	3	2	0	0	1	1	2	0	1	1	18
Prisoner Victim														
Category I	1				1		2		1	1	3			9
Category II														0
Category III					1									1
Category IV					1									1
Category V	1	6		1	2	1	5	1	2	2	5	8		34
Category VI														0
Subtotal (Prisoner Victim Assault)	2	6	0	1	5	1	7	1	3	3	8	8	8	45
Non-Assault Based Critical Incidents														
Employee														
Accidental Death														0
Natural Death														0
Arrest for Felony or Misdemeanor	1						1		1			1	1	5
Firearm Discharge											1			1
Chemical Agent Discharge (when reported as secondary event)	1		4	5	1	3	1	7			4	4		34
Use of Force for Prisoner Control	9	11	10	7	13	13	12	22	10	9	9	8		133
Taser Deployment (when reported as secondary event)	3	10	5	5	14	5	8	11	7	4	2	9		83
Loss or Theft of Firearm, Chemical Agent or Ammo														0
Suicide														0
Suicide Attempts														0
Miscellaneous (includes: key/tool control, misconduct, reasonable suspicion, stop orders)			1										1	2
Subtotal (Employee Non-Assault)	14	21	20	17	28	22	21	41	17	18	16	23	23	258
Prisoner														
Accidental Death														0
Natural Death	1		2								2	2		7
Other Death - Homicide					1					1	1			3
Escape														0
Escape Attempt								1			1			2
Drug Overdose	1		4		1	2				2	2	2		14
Suicide						1				1				2
Suicide Attempts / Self Injury	4	10	2	8	2	6	3	7	1	5	1	1		50
Subtotal (Prisoner Non-Assault)	6	10	8	8	4	9	3	8	5	11	5	1	1	78
Other														
Natural Disaster/Physical Plant	1												1	2
Riot/Disturbance/Demonstration														0
Hostage Incident														0
Visitor Related														0
Possession drug, weapon, contraband, smuggling										1		1		2
Medical emergency, quarantine, exposure, accident, unusual events	1		1			1						2	1	6
Subtotal ("Other")	2	0	1	0	0	1	0	0	1	0	3	2	2	10
Grand Total	27	39	32	29	39	33	31	51	27	34	32	35	35	409

Michigan Department of Corrections, Public Act 166 of 2022 Boilerplate Reporting
Critical Incident Reports, Section 706, January 1, 2022-December 31, 2022

Richard A. Handlon Correctional Facility, 1728 Bluewater Highway, Ionia, MI 48846

Incidents which occurred off duty.		JAN	FEB	MAR	APR	MAY	JUN	JUL	AUG	SEP	OCT	NOV	DEC	TOTAL
Assault Based Critical Incidents														
Employee Victim (includes contractual staff)														
Category I													1	1
Category II														0
Category III														0
Category IV														0
Category V			1		1		2	1	1			2		9
Category VI														0
Subtotal (Employee Victim Assault)		0	1	0	1	0	2	1	1	0	2	0	2	10
Prisoner Victim														
Category I									1					1
Category II														0
Category III														0
Category IV														0
Category V					1			2	1	1			1	6
Category VI														0
Subtotal (Prisoner Victim Assault)		0	0	0	1	0	0	2	2	1	0	0	1	7
Non-Assault Based Critical Incidents														
Employee														
Accidental Death														0
Natural Death														0
Arrest for Felony or Misdemeanor			1											1
Firearm Discharge							1							1
Chemical Agent Discharge (when reported as secondary event)					1					1	1			3
Use of Force for Prisoner Control	1	3	1	5	2	3			1	1		1	2	20
Taser Deployment	1	3	1	3	2	1			2	1			3	17
Loss or Theft of Firearm, Chemical Agent or Ammo														0
Suicide														0
Suicide Attempts														0
Miscellaneous (includes: key/tool control, misconduct, reasonable suspicion, stop orders)	1	1									1			3
Subtotal (Employee Non-Assault)	3	8	2	9	4	5	0	3	3	2	1	5	45	
Prisoner														
Accidental Death														0
Natural Death						1		1						2
Other Death - Homicide														0
Escape														0
Escape Attempt														0
Drug Overdose				1								3	1	5
Suicide														0
Suicide Attempts / Self Injury	2	1	1	1	1	1			1		1			9
Subtotal (Prisoner Non-Assault)	2	1	1	2	2	1	1	1	1	0	1	3	1	16
Other														
Natural Disaster/Physical Plant				1							1	1		3
Riot/Disturbance/Demonstration														0
Hostage Incident														0
Visitor Related														0
Possession drug, weapon, contraband, smuggling														0
Medical emergency, quarantine, exposure, accident, unusual events	1	2				1	1			1	1			7
Subtotal ("Other")	1	2	0	1	1	1	0	0	1	2	1	0	10	
Grand Total	6	12	3	14	7	9	4	7	5	7	5	9	88	

Michigan Department of Corrections, Public Act 166 of 2022 Boilerplate Reporting
 Critical Incident Reports, Section 706, January 1, 2022-December 31, 2022

Charles Egeler Reception/Guidance Center, 3855 Cooper Street, Jackson, MI 49201

Incidents which occurred off duty.		JAN	FEB	MAR	APR	MAY	JUN	JUL	AUG	SEP	OCT	NOV	DEC	TOTAL
Assault Based Critical Incidents														
Employee Victim (includes contractual staff)														
Category I														0
Category II														0
Category III														0
Category IV														0
Category V			2			1		1		2				6
Category VI														0
Subtotal (Employee Victim Assault)		0	2	0	0	1	0	1	0	2	0	0	0	6
Prisoner Victim														
Category I			1											1
Category II														0
Category III														0
Category IV														0
Category V				1	1			3		2		2		9
Category VI														0
Subtotal (Prisoner Victim Assault)		0	1	1	1	0	0	3	0	2	0	2	0	10
Non-Assault Based Critical Incidents														
Employee														
Accidental Death														0
Natural Death														0
Arrest for Felony or Misdemeanor		2			1									3
Firearm Discharge					1									1
Chemical Agent Discharge (when reported as secondary event)					1				1	1				3
Use of Force for Prisoner Control		4	6	6	5	7	1	1	1	11	1	7	5	55
Taser Deployment (when reported as secondary event)		1	1	3	3	1				5		3	3	20
Loss or Theft of Firearm, Chemical Agent or Ammo														0
Suicide														0
Suicide Attempts														0
Miscellaneous (includes: key/tool control, misconduct, reasonable suspicion, stop orders)				1	3								1	5
Subtotal (Employee Non-Assault)		7	7	10	14	8	1	1	2	17	1	10	9	87
Prisoner														
Accidental Death														0
Natural Death								1				2		3
Other Death - Homicide														0
Escape														0
Escape Attempt														0
Drug Overdose										1				1
Suicide													1	1
Suicide Attempts / Self Injury				1							1			2
Subtotal (Prisoner Non-Assault)		0	0	1	0	0	0	1	0	1	1	2	1	7
Other														
Natural Disaster/Physical Plant							1	2	1					4
Riot/Disturbance/Demonstration														0
Hostage Incident														0
Visitor Related														0
Possession drug, weapon, contraband, smuggling														0
Medical emergency, quarantine, exposure, accident, unusual events														0
Subtotal ("Other")		0	0	0	0	0	1	2	1	0	0	0	0	4
Grand Total		7	10	12	15	9	2	8	3	22	2	14	10	114

Michigan Department of Corrections, Public Act 166 of 2022 Boilerplate Reporting
 Critical Incident Reports, Section 706, January 1, 2022-December 31, 2022

Michigan Reformatory, 1342 W. Main, Ionia, MI 48846

Incidents which occurred off duty.		JAN	FEB	MAR	APR	MAY	JUN	JUL	AUG	SEP	OCT	NOV	DEC	TOTAL
Assault Based Critical Incidents														
Employee Victim (includes contractual staff)														
Category I			1							2				3
Category II														0
Category III														0
Category IV														0
Category V		2								2				4
Category VI														0
Subtotal (Employee Victim Assault)		2	1	0	0	0	0	0	0	4	0	0	0	7
Prisoner Victim														
Category I				1	1	1	2							5
Category II														0
Category III														0
Category IV														0
Category V		1		1	1	2		3	2		1			11
Category VI														0
Subtotal (Prisoner Victim Assault)		1	0	2	2	3	2	3	2	0	1	0	0	16
Non-Assault Based Critical Incidents														
Employee														
Accidental Death														0
Natural Death														0
Arrest for Felony or Misdemeanor					2	1	1	1						5
Firearm Discharge								1	1					2
Chemical Agent Discharge (when reported as secondary event)		3	2	3		1		2	1	1	3			16
Use of Force Prisoner Control		2	1	6	1		3	5	3	2	4			27
Taser Deployment (when reported as secondary event)				2				1	1					4
Loss or Theft of Firearm, Chemical Agent or Ammo														0
Suicide														0
Suicide Attempts														0
Miscellaneous (includes: key/tool control, misconduct, reasonable suspicion, stop orders)				2				1						3
Subtotal (Employee Non-Assault)		5	3	13	3	2	4	11	6	3	7	0	0	57
Prisoner														
Accidental Death														0
Natural Death			1											1
Other death - Homicide														0
Escape														0
Escape Attempt														0
Drug Overdose							1	1		1				3
Suicide		1												1
Suicide Attempts / Self Injury								2	1		1			4
Subtotal (Prisoner Non-Assault)		1	1	0	0	0	1	3	1	1	1	0	0	9
Other														
Natural Disaster/Physical Plant				1										1
Riot/Disturbance/Demonstration														0
Hostage Incident														0
Visitor Related														0
Possession drug, weapon, contraband, smuggling														0
Medical emergency, quarantine, exposure, accident, unusual events			1				1	1						3
Subtotal ("Other")		0	1	1	0	0	1	1	0	0	0	0	0	4
Grand Total		9	6	16	5	5	8	18	9	8	9	0	0	93

Michigan Department of Corrections, Public Act 166 of 2022 Boilerplate Reporting
 Critical Incident Reports, Section 706, January 1, 2022-December 31, 2022

Parnall Correctional Facility, 1780 E. Parnall, Jackson, MI 49201-7138

Incidents which occurred off duty.		JAN	FEB	MAR	APR	MAY	JUN	JUL	AUG	SEP	OCT	NOV	DEC	TOTAL
Assault Based Critical Incidents														
Employee Victim (includes contractual staff)														
Category I														0
Category II														0
Category III														0
Category IV														0
Category V		3												3
Category VI														0
Subtotal (Employee Victim Assault)		3	0	0	0	0	0	0	0	0	0	0	0	3
Prisoner Victim														
Category I							2	1						3
Category II														0
Category III														0
Category IV													1	1
Category V		1	1			2	1			2				7
Category VI														0
Subtotal (Prisoner Victim Assault)		1	1	0	0	2	3	1	0	2	0	0	1	11
Non-Assault Based Critical Incidents														
Employee														
Accidental Death														0
Natural Death														0
Arrest for Felony or Misdemeanor														0
Firearm Discharge														0
Chemical Agent Discharge														0
Use of Force for Prisoner Control		1	2	1	1		1	2		2				10
Taser Deployment		1	1		1	2								5
Loss or Theft of Firearm, Chemical Agent or Ammo														0
Suicide														0
Suicide Attempts														0
Miscellaneous (includes: key/tool control, misconduct, reasonable suspicion, stop orders)														0
Subtotal (Employee Non-Assault)		2	3	1	2	2	1	2	0	2	0	0	0	15
Prisoner														
Accidental Death														0
Natural Death											1			1
Other Death - Homicide							1							1
Escape														0
Escape Attempt														0
Drug Overdose														0
Suicide														0
Suicide Attempts / Self Injury														0
Subtotal (Prisoner Non-Assault)		0	0	0	0	0	1	0	0	0	1	0	0	2
Other														
Natural Disaster/Physical Plant									1		1		1	3
Riot/Disturbance/Demonstration														0
Hostage Incident														0
Visitor Related														0
Possession drug, weapon, contraband, smuggling														0
Medical emergency, quarantine, exposure, accident, unusual events		2				1								3
Subtotal ("Other")		2	0	0	0	1	0	0	1	0	1	0	1	6
Grand Total		8	4	1	2	5	5	3	1	4	2	0	2	37

Michigan Department of Corrections, Public Act 166 of 2022 Boilerplate Reporting
Critical Incident Reports, Section 706, January 1, 2022-December 31, 2022

Thumb Correctional Facility, 3225 John Conley Drive, Lapeer, MI 48446

Incidents which occurred off duty.		JAN	FEB	MAR	APR	MAY	JUN	JUL	AUG	SEP	OCT	NOV	DEC	TOTAL
Assault Based Critical Incidents														
Employee Victim (includes contractual staff)														
Category I														0
Category II														0
Category III														0
Category IV														0
Category V						2	1	1						4
Category VI														0
Subtotal (Employee Victim Assault)		0	0	0	0	2	1	1	0	0	0	0	0	4
Prisoner Victim														
Category I				1	1									2
Category II														0
Category III														0
Category IV														0
Category V		1						1	1	1		1		5
Category VI														0
Subtotal (Prisoner Victim Assault)		1	0	1	1	0	0	1	1	1	0	1	0	7
Non-Assault Based Critical Incidents														
Employee														
Accidental Death														0
Natural Death														0
Arrest for Felony or Misdemeanor		1		1		1								3
Firearm Discharge														0
Chemical Agent Discharge (when reported as secondary e		2				4	2			1	2			11
Use of Force for Prisoner Control		2			1	5	2			1	2	1		14
Taser Deployment														0
Loss or Theft of Firearm, Chemical Agent or Ammo														0
Suicide														0
Suicide Attempts														0
Miscellaneous (includes: key/tool control, misconduct, reasonable suspicion, stop orders)		1		1		1	1							4
Subtotal (Employee Non-Assault)		6	0	2	1	11	5	0	0	2	4	1	0	32
Prisoner														
Accidental Death														0
Natural Death														0
Other Death - Homicide														0
Escape														0
Escape Attempt														0
Drug Overdose			1								1	1		3
Suicide														0
Suicide Attempts / Self Injury							1			1				2
Subtotal (Prisoner Non-Assault)		0	1	0	0	0	1	0	0	1	1	1	0	5
Other														
Natural Disaster/Physical Plant							1	1				1	2	5
Riot/Disturbance/Demonstration														0
Hostage Incident														0
Visitor Related														0
Possession drug, weapon, contraband, smuggling														0
Medical emergency, quarantine, exposure, accident, unusual events		2									1			3
Subtotal ("Other")		2	0	0	0	0	1	1	0	0	1	1	2	8
Grand Total		9	1	3	2	13	8	3	1	4	6	4	2	56

Michigan Department of Corrections, Public Act 166 of 2022 Boilerplate Reporting
 Critical Incident Reports, Section 706, January 1, 2022-December 31, 2022

Woodland Center Correctional Facility, 9036 E. M-36 Whitmore Lake, MI 48189

Incidents which occurred off duty.		JAN	FEB	MAR	APR	MAY	JUN	JUL	AUG	SEP	OCT	NOV	DEC	TOTAL
Assault Based Critical Incidents														
Employee Victim (includes contractual staff)														
Category I								1			1			2
Category II														0
Category III														0
Category IV										1				1
Category V			1		1	1	3		4	5	3	4	2	24
Category VI														0
Subtotal (Employee Victim Assault)		0	1	0	1	1	3	1	4	6	4	4	2	27
Prisoner Victim														
Category I		1												1
Category II														0
Category III														0
Category IV			1											1
Category V											1			1
Category VI														0
Subtotal (Prisoner Victim Assault)		1	1	0	0	0	0	0	0	0	1	0	0	3
Non-Assault Based Critical Incidents														
Employee														
Accidental Death														0
Natural Death														0
Arrest for Felony or Misdemeanor														0
Firearm Discharge														0
Chemical Agent Discharge (when reported as secondary event)														0
Use of Force for Prisoner Control		4	4	10	8	5	6	7	8	9	6	14	5	86
Taser Deployment (when reported as secondary event)														0
Loss or Theft of Firearm, Chemical Agent or Ammo														0
Suicide														0
Suicide Attempts														0
Miscellaneous (includes: key/tool control, misconduct, reasonable suspicion, stop orders)														0
Subtotal (Employee Non-Assault)		4	4	10	8	5	6	7	8	9	6	14	5	86
Prisoner														
Accidental Death														0
Natural Death														0
Other Death - Homicide														0
Escape														0
Escape Attempt														0
Drug Overdose					1									1
Suicide														0
Suicide Attempts / Self Injury		6	10	19	12	4	7	10	3	9	16	9	9	114
Subtotal (Prisoner Non-Assault)		6	10	19	13	4	7	10	3	9	16	9	9	115
Other														
Natural Disaster/Physical Plant		1					2		1		3	1	2	10
Riot/Disturbance/Demonstration														0
Hostage Incident														0
Visitor Related														0
Possession drug, weapon, contraband, smuggling														0
Medical emergency, quarantine, exposure, accident, unusual events				1									1	2
Subtotal ("Other")		1	0	1	0	0	2	0	1	0	3	1	3	12
Grand Total		12	16	30	22	10	18	18	16	24	30	28	19	243

Michigan Department of Corrections, Public Act 166 of 2022 Boilerplate Reporting
 Critical Incident Reports, Section 706, January 1, 2022-December 31, 2022

Women's Huron Valley Correctional Facility, 3511 Bemis Road, Ypsilanti, MI 48197

Incidents which occurred off duty.		JAN	FEB	MAR	APR	MAY	JUN	JUL	AUG	SEP	OCT	NOV	DEC	TOTAL
Assault Based Critical Incidents														
Employee Victim (includes contractual staff)														
Category I														0
Category II														0
Category III														0
Category IV														0
Category V		1					1		2	1	1	1	1	8
Category VI														0
Subtotal (Employee Victim Assault)		1	0	0	0	0	1	0	2	1	1	1	1	8
Prisoner Victim														
Category I														0
Category II														0
Category III														0
Category IV														0
Category V				1	1		1		1				1	5
Category VI														0
Subtotal (Prisoner Victim Assault)		0	0	1	1	0	1	0	1	0	0	0	1	5
Non-Assault Based Critical Incidents														
Employee														
Accidental Death														0
Natural Death														0
Arrest for Felony or Misdemeanor		1			1	1						2		5
Firearm Discharge														0
Chemical Agent Discharge (when reported as secondary event)				2	1	1			3	3				10
Use of Force for Prisoner Control		4	4	5	1	1	1	2	3	3	5	1	1	31
Taser Deployment (when reported as secondary event)			1	1						1	3			6
Loss or Theft of Firearm, Chemical Agent or Ammo														0
Suicide														0
Suicide Attempts														0
Miscellaneous (includes: key/tool control, misconduct, reasonable suspicion, stop orders)		1					1							2
Subtotal (Employee Non-Assault)		6	5	8	3	3	2	2	6	7	8	3	1	54
Prisoner														
Accidental Death														0
Natural Death				1										1
Other Death - Homicide														0
Escape														0
Escape Attempt														0
Drug Overdose								1	1					2
Suicide										1				1
Suicide Attempts / Self Injury		1	1			1		1	1	2	1			8
Subtotal (Prisoner Non-Assault)		1	1	1	0	1	0	1	2	4	1	0	0	12
Other														
Natural Disaster/Physical Plant								1			1			2
Riot/Disturbance/Demonstration														0
Hostage Incident														0
Visitor Related														0
Possession drug, weapon, contraband, smuggling														0
Medical emergency, quarantine, exposure, accident, unusual events			1	1		1								3
Subtotal ("Other")		0	1	1	0	1	0	1	0	0	1	0	0	5
Grand Total		8	7	11	4	5	4	4	11	12	11	4	3	84