

MICHIGAN DEPARTMENT OF CORRECTIONS

REPORT TO THE LEGISLATURE
Pursuant to Public Act 119 of 2023
Article 2, Section 706
Critical Incident Reports
January 1, 2023 – December 31, 2023

Public Act 119 of 2023

Critical Incident Reports, Section 706

Sec. 706(1)(b) By March 1, the number of critical incidents occurring each month at each facility during the immediately preceding calendar year, categorized by type and severity of each incident.

Report Criterion

Data documentation is consistent with
Michigan Department of Corrections,
Policy Directive 01.05.120
Critical Incident Reporting

Report Criterion

Assault based Critical Incidents are identified by
Assault Categories I-V

- **Category I** – Assault resulting in death or serious physical injury.
- **Category II** – Sexual assault with penetration.
- **Category III** – Sexual assault without penetration but involving more than intentional non-consensual touching (e.g., use of force, attempted sexual penetration).
- **Category IV** – Sexual assault not covered in Category II or III.
- **Category V** – Assault with non-serious physical injury.

Report Criterion

- Non-Assault based Critical Incidents are identified by the following categories:
 - Employee Related
 - Prisoner Related
 - Other

Report Criterion

- Data information specifies the actual number of Critical Incident Reports written.
- Many Critical Incident Reports may contain more than one situation which constitutes a “Critical Incident.”
 - For example, multiple assaults which occur during an incident will be summarized in one written report.

Division of Data

➤ Correctional Facilities Administration (CFA)

Kinross

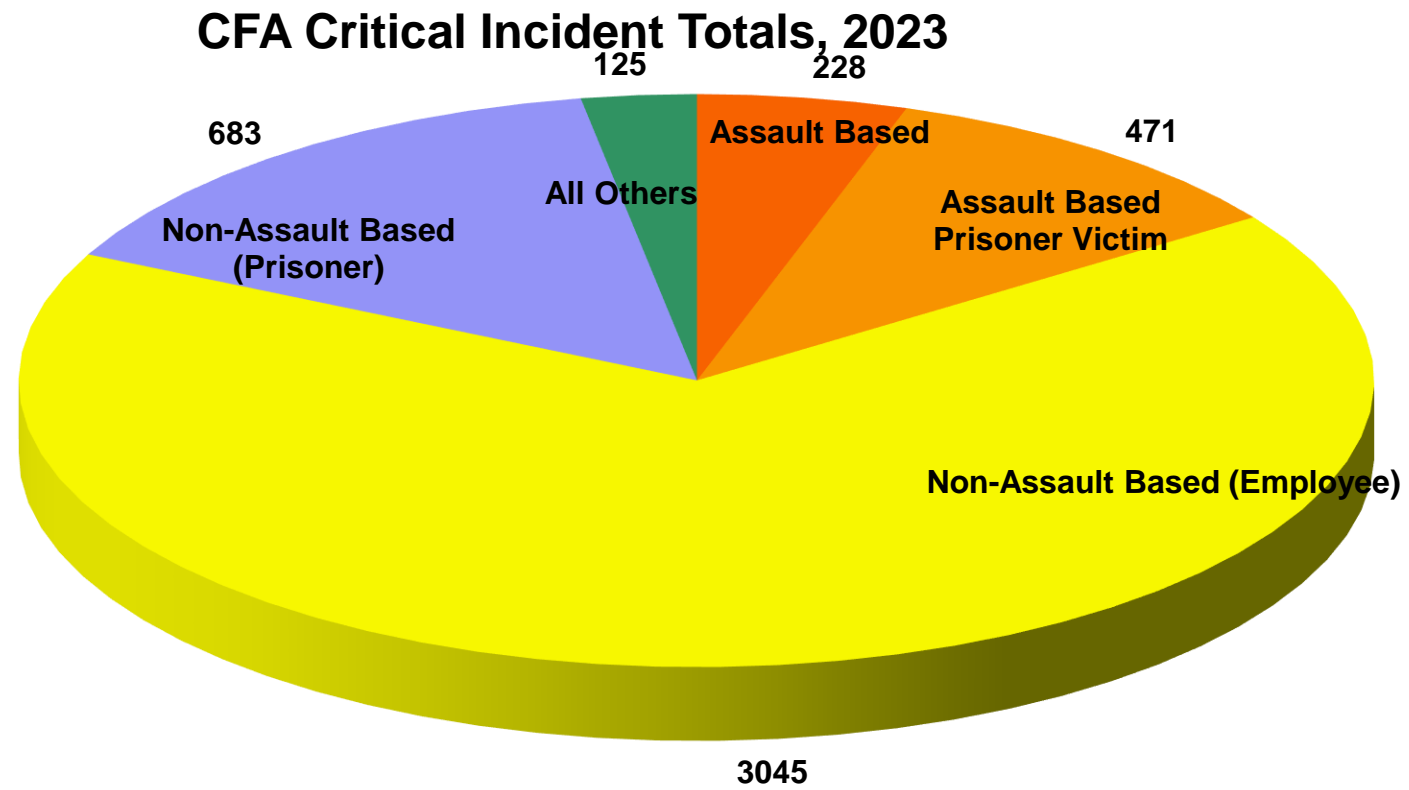
* Facilities

Jackson

* Facilities

Correctional Facilities Administration, Grandview Plaza, 206 E. Michigan Ave., Lansing, MI 48909

Incidents which occurred off duty.		JAN	FEB	MAR	APR	MAY	JUN	JUL	AUG	SEP	OCT	NOV	DEC	TOTAL
Assault Based Critical Incidents														
Employee Victim														
Category I		1	1	0	1	4	1	1	1	2	2	3	0	17
Category II		0	0	0	0	0	0	0	0	0	0	0	0	0
Category III		0	0	0	0	0	0	1	0	0	0	0	0	1
Category IV		2	2	4	1	1	1	0	3	2	1	1	0	18
Category V		15	15	19	20	24	15	13	14	20	15	15	7	192
Category VI		0	0	0	0	0	0	0	0	0	0	0	0	0
Subtotal (Employee Victim Assault)		18	18	23	22	29	17	15	18	24	18	19	7	228
Prisoner Victim														
Category I		6	10	9	7	8	7	11	11	7	7	5	5	93
Category II		1	0	0	1	1	0	0	0	1	0	0	0	4
Category III		0	0	0	0	0	0	0	0	0	0	0	0	0
Category IV		0	1	1	0	0	1	1	0	0	0	0	1	5
Category V		28	33	20	18	44	29	28	32	28	33	39	37	369
Category VI		0	0	0	0	0	0	0	0	0	0	0	0	0
Subtotal (Prisoner Victim Assault)		35	44	30	26	53	37	40	43	36	40	44	43	471
Non-Assault Based Critical Incidents														
Employee														
Accidental Death		0	0	0	0	0	0	0	0	0	0	0	0	0
Natural Death		0	0	0	0	0	0	0	0	0	0	0	0	0
Firearm Discharge		0	1	1	0	0	0	0	0	0	0	0	0	2
Chemical Agent Discharge (when reported as secondary event)		24	22	28	32	35	27	23	23	27	39	32	27	339
Use of Force for Prisoner Control		153	129	142	169	208	175	223	205	185	169	171	178	2107
Taser Deployment (when reported as secondary event)		32	50	42	48	52	59	53	55	49	41	61	54	596
Loss or Theft of Firearm, Chemical Agent or Ammo		0	0	0	0	0	0	0	0	0	0	0	0	0
Subtotal (Employee Non-Assault)		209	203	213	249	295	261	299	283	261	249	264	259	3045
Prisoner														
Accidental Death		1	0	0	0	0	0	0	0	0	0	0	0	1
Natural Death		3	3	4	2	2	1	1	4	7	3	3	8	41
Other Death - Homicide		0	0	0	0	0	0	0	0	0	1	0	0	1
Escape		0	0	0	0	0	0	0	0	0	0	0	0	0
Escape Attempt		0	0	0	0	0	1	0	0	0	0	1	0	2
Drug Overdose		19	10	25	20	23	25	26	32	16	33	19	21	269
Suicide		1	0	0	3	1	0	1	0	1	1	0	1	9
Suicide Attempts / self injury		36	24	37	32	39	22	30	39	42	27	18	14	360
Subtotal (Prisoner Non-Assault)		60	37	66	57	65	49	58	75	66	65	41	44	683
Other														
Natural Disaster/Physical Plant		6	6	10	7	8	7	9	12	3	5	5	10	88
Riot/Disturbance/Demonstration		0	0	0	0	1	1	0	0	0	0	0	0	2
Hostage Incident		0	0	0	0	0	0	0	0	0	0	0	0	0
Visitor Related		0	1	0	0	0	1	1	1	1	1	0	0	6
Possession drug, weapon, contraband, smuggling		1	6	3	3	2	2	4	3	1	2	2	0	29
Subtotal ("Other")		7	13	13	10	11	11	14	16	5	8	7	10	125
Grand Total		329	315	345	364	453	375	426	435	392	380	375	363	4552



There were 4,552 Critical Incidents in CFA .

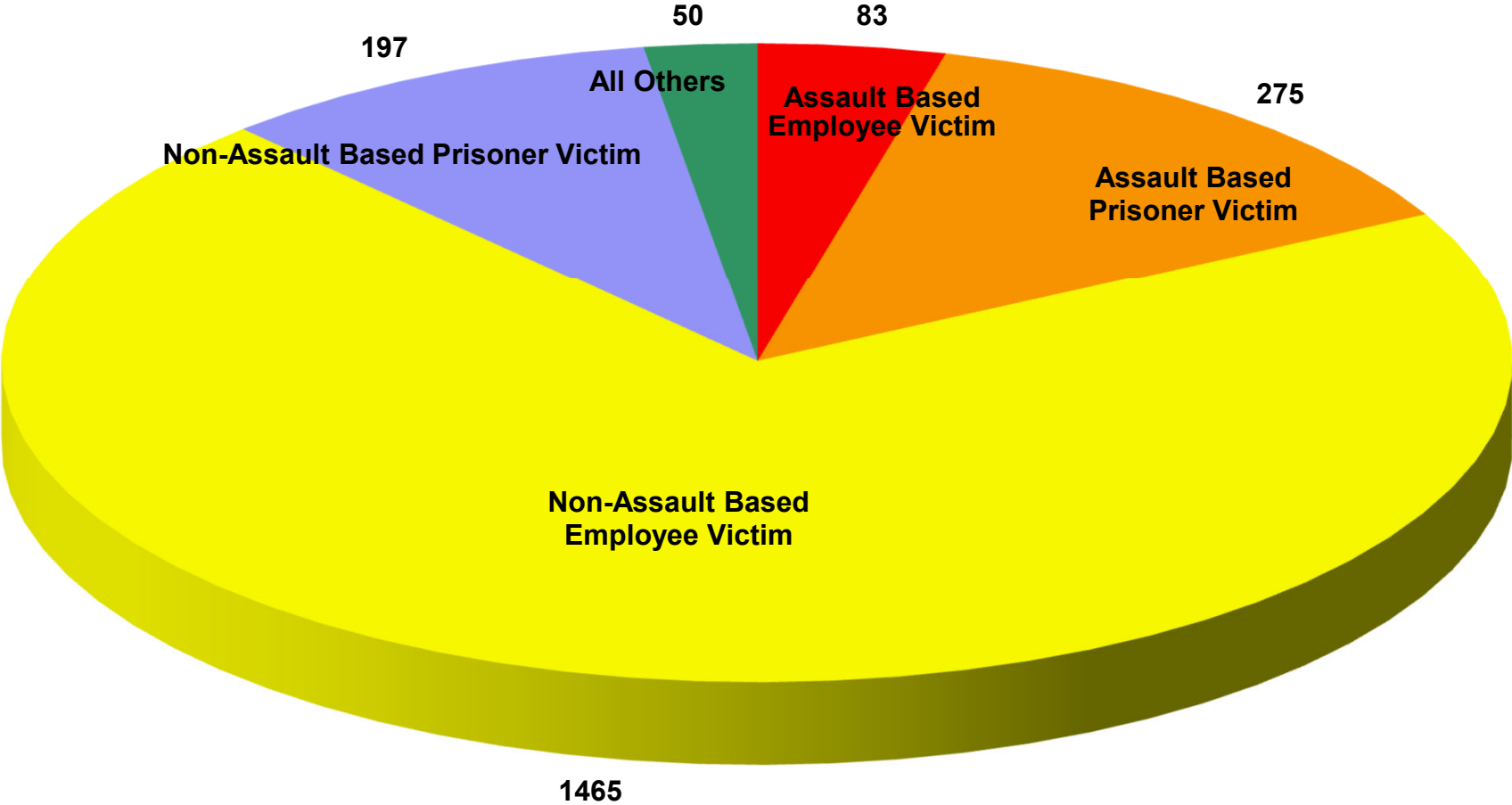
The data was compiled from 27 Correctional Facilities from January 1, 2023 - December 31, 2023.

Northern Region, 4657 W. Industrial Drive, Kincheloe, MI 49788

Incidents which occurred off duty.													
	JAN	FEB	MAR	APR	MAY	JUN	JUL	AUG	SEP	OCT	NOV	DEC	TOTAL
Assault Based Critical Incidents													
Employee Victim (includes contractual staff)													
Category I	0	0	0	0	2	0	0	0	1	1	2	0	6
Category II	0	0	0	0	0	0	0	0	0	0	0	0	0
Category III	0	0	0	0	0	0	0	0	0	0	0	0	0
Category IV	0	0	0	0	0	1	0	0	1	0	1	0	3
Category V	7	3	11	7	9	3	3	4	12	4	8	3	74
Category VI	0	0	0	0	0	0	0	0	0	0	0	0	0
Subtotal (Employee Victim Assault)	7	3	11	7	11	4	3	4	14	5	11	3	83
Prisoner Victim													
Category I	1	6	5	5	5	6	5	5	3	3	4	2	50
Category II	1	0	0	1	0	0	0	0	0	0	0	0	2
Category III	0	0	0	0	0	0	0	0	0	0	0	0	0
Category IV	0	1	0	0	0	0	0	0	0	0	0	1	2
Category V	18	19	14	13	25	13	19	18	10	16	29	27	221
Category VI	0	0	0	0	0	0	0	0	0	0	0	0	0
Subtotal (Prisoner Victim Assault)	20	26	19	19	30	19	24	23	13	19	33	30	275
Non-Assault Based Critical Incidents													
Employee													
Accidental Death	0	0	0	0	0	0	0	0	0	0	0	0	0
Natural Death	0	0	0	0	0	0	0	0	0	0	0	0	0
Firearm Discharge	0	0	1	0	0	0	0	0	0	0	0	0	1
Chemical Agent Discharge (when reported as secondary event)	18	13	17	16	24	21	14	11	20	25	18	16	213
Use of Force for Prisoner Control	56	57	61	78	90	77	87	94	81	70	86	90	927
Taser Deployment (when reported as secondary event)	13	26	17	28	29	27	31	31	35	17	35	35	324
Loss or Theft of Firearm, Chemical Agent/Ammo	0	0	0	0	0	0	0	0	0	0	0	0	0
Subtotal (Employee Non-Assault)	87	96	96	122	143	125	132	136	136	112	139	141	1465
Prisoner													
Accidental Death	0	0	0	0	0	0	0	0	0	0	0	0	0
Natural Death	1	1	0	0	2	0	0	2	2	1	2	1	12
Other Death - Homicide	0	0	0	0	0	0	0	0	0	1	0	0	1
Escape	0	0	0	0	0	0	0	0	0	0	0	0	0
Escape Attempt	0	0	0	0	0	0	0	0	0	0	0	0	0
Drug Overdose	8	3	21	11	12	13	13	16	6	12	7	10	132
Suicide	0	0	0	1	0	0	1	0	1	0	0	0	3
Suicide Attempts / self injury	6	4	3	3	3	1	3	7	7	8	2	2	49
Subtotal (Prisoner Non-Assault)	15	8	24	15	17	14	17	25	16	22	11	13	197
Other													
Natural Disaster/Physical Plant	3	4	2	3	6	3	3	4	2	4	3	3	40
Riot/Disturbance/Demonstration	0	0	0	0	1	0	0	0	0	0	0	0	1
Hostage Incident	0	0	0	0	0	0	0	0	0	0	0	0	0
Visitor Related	0	0	0	0	0	1	0	1	0	0	0	0	2
Possession drug, weapon, contraband, smuggling	0	1	1	0	0	1	2	1	0	1	0	0	7
Subtotal ("Other")	3	5	3	3	7	5	5	6	2	5	3	3	50
Grand Total	132	138	153	166	208	167	181	194	181	163	197	190	2070

Kinross Region: Critical Incident Totals, 2023

Kinross Area Region: Critical Incident Totals, 2023



Michigan Department of Corrections, Public Act 119 of 2023 Boilerplate Reporting
Critical Incident Reports, Section 706, January 1, 2023-December 31, 2023

Baraga Correctional Facility, 301 Wadaga Road, Baraga, MI 49908

Incidents which occurred off duty.		JAN	FEB	MAR	APR	MAY	JUN	JUL	AUG	SEP	OCT	NOV	DEC	TOTAL
Assault Based Critical Incidents														
Employee Victim (includes contractual staff)														
Category I														0
Category II														0
Category III														0
Category IV														0
Category V	2	1		1						1		1		6
Category VI														0
Subtotal (Employee Victim Assault)	2	1	0	1	0	0	0	0	0	1	0	1	0	6
Prisoner Victim														
Category I									1					1
Category II														0
Category III														0
Category IV														0
Category V		1					1	1					1	4
Category VI														0
Subtotal (Prisoner Victim Assault)	0	1	0	0	0	0	1	1	1	0	0	0	1	5
Non-Assault Based Critical Incidents														
Employee														
Accidental Death														0
Natural Death														0
Firearm Discharge														0
Chemical Agent Discharge (when reported as secondary event)	2	3	2	1	2	4				2	4	2	1	23
Use of Force for Prisoner Control	4	6	6	4	6	5	2	2	2	6	4	6	5	56
Taser Deployment (when reported as secondary event)	1		2	2	1	1	1	1	2				2	13
Loss or Theft of Firearm, Chemical Agent /Ammo														0
Subtotal (Employee Non-Assault)	7	9	10	7	9	10	3	3	10	8	8	8	8	92
Prisoner														
Accidental Death														0
Natural Death														0
Other Death - Homicide														0
Escape														0
Escape Attempt														0
Drug Overdose														0
Suicide														0
Suicide Attempts / Self injury														0
Subtotal (Prisoner Non-Assault)	0	0	0	0	0	0	0	0	0	0	0	0	0	0
Other														
Natural Disaster/Physical Plant														0
Riot/Disturbance/Demonstration														0
Hostage Incident														0
Visitor Related														0
Possession drug, weapon, contraband, smuggling											1			1
Subtotal ("Other")	0	0	0	0	0	0	0	0	0	0	1	0	0	1
Grand Total		9	11	10	8	9	11	4	4	11	9	9	0	104

Michigan Department of Corrections, Public Act 119 of 2023 Boilerplate Reporting

Critical Incident Reports, Section 706, January 1, 2023-December 31, 2023

Carson City Correctional Facility, 10522 Boyer Road, Carson City, MI 48811

➤ Incidents which occurred off duty.		JAN	FEB	MAR	APR	MAY	JUN	JUL	AUG	SEP	OCT	NOV	DEC	TOTAL
Assault Based Critical Incidents														
Employee Victim														
Category I														0
Category II														0
Category III														0
Category IV										1				1
Category V								1	1	4	3			9
Category VI														0
Subtotal (Employee Victim Assault)		0	0	0	0	0	0	1	1	5	3	0	0	10
Prisoner Victim														
Category I			3	1				1			1			6
Category II					1									1
Category III														0
Category IV			1											1
Category V		1	1	1	1	2		1		1	3	4	4	19
Category VI														0
Subtotal (Prisoner Victim Assault)		1	5	2	2	2	0	2	0	1	4	4	4	27
Non-Assault Based Critical Incidents														
Employee (includes contractual staff)														
Accidental Death														0
Natural Death														0
Firearm Discharge														0
Chemical Agent Discharge (when reported as secondary event)		1		2	3		1	1	1	4	1		1	15
Use of Force for Prisoner Control		8	11	14	16	10	10	12	16	11	6	12	14	140
Taser Deployment (when reported as secondary event)			7	5	3	4	3	5	3	4	1	4	5	44
Loss or Theft of Firearm, Chemical Agent or Ammo														0
Subtotal (Employee Non-Assault)		9	18	21	22	14	14	18	20	19	8	16	20	199
Prisoner														
Accidental Death														0
Natural Death											1			1
Other Death - Homicide														0
Escape														0
Escape Attempt														0
Drug Overdose		2						2	1	1				6
Suicide										1				1
Suicide Attempts / Self Injury		2	1		1		1	1	2			2		10
Subtotal (Prisoner Non-Assault)		4	1	0	1	0	1	3	3	2	1	2	0	18
Other														
Natural Disaster/Physical Plant		1				1				1			1	4
Riot/Disturbance/Demonstration														0
Hostage Incident														0
Visitor Related														0
Possession drug, weapon, contraband, smuggling														0
Subtotal ("Other")		1	0	0	0	1	0	0	0	1	0	0	1	4
Grand Total		15	24	23	25	17	15	24	24	28	16	22	25	258

Michigan Department of Corrections, Public Act 119 of 2023 Boilerplate Reporting
Critical Incident Reports, Section 706, January 1, 2023-December 31, 2023

Oaks Correctional Facility, 1500 Caberfae Highway, Manistee, MI 49660

➤ Incidents which occurred off duty.		JAN	FEB	MAR	APR	MAY	JUN	JUL	AUG	SEP	OCT	NOV	DEC	TOTAL
Assault Based Critical Incidents														
Employee Victim (includes contractual staff)														
Category I														0
Category II														0
Category III														0
Category IV														0
Category V		1		1		2	1					1	1	7
Category VI														0
Subtotal (Employee Victim Assault)		1	0	1	0	2	1	0	0	0	0	1	1	7
Prisoner Victim														
Category I							1				1			2
Category II														0
Category III														0
Category IV														0
Category V			1			2		2			2	1	1	9
Category VI														0
Subtotal (Prisoner Victim Assault)		0	1	0	0	2	1	2	0	0	3	1	1	11
Non-Assault Based Critical Incidents														
Employee														
Accidental Death														0
Natural Death														0
Firearm Discharge														0
Chemical Agent Discharge		3	1		1			1			3	1	1	11
Use of Force for Prisoner Control		5	3	2	8	4	3	4	5	6	8	5	11	64
Taser Deployment			1	1	1	1	1	3	1	1	2	2	2	16
Loss or Theft of Firearm, Chemical Agent or Ammo														0
Subtotal (Employee Non-Assault)		8	5	3	10	5	4	8	6	7	13	8	14	91
Prisoner														
Accidental Death														0
Natural Death												1		1
Other Death - Homicide														0
Escape														0
Escape Attempt														0
Drug Overdose					2	1	1	1	1				2	8
Suicide														0
Suicide Attempts / Self Injury										1			1	2
Subtotal (Prisoner Non-Assault)		0	0	0	2	1	1	1	1	1	0	1	3	11
Other														
Natural Disaster/Physical Plant									2				1	3
Riot/Disturbance/Demonstration														0
Hostage Incident														0
Visitor Related														0
Possession drug, weapon, contraband, smuggling														0
Subtotal ("Other")		0	0	0	0	0	0	0	2	0	0	0	1	3
Grand Total		9	6	4	12	10	7	11	9	8	16	11	20	123

Michigan Department of Corrections, Public Act 119 of 2023 Boilerplate Reporting
Critical Incident Reports, Section 706, January 1, 2023-December 31, 2023

Kinross Correctional Facility, 4533 W. Industrial Park Drive, Kincheloe, MI 49788

Incidents which occurred off duty.		JAN	FEB	MAR	APR	MAY	JUN	JUL	AUG	SEP	OCT	NOV	DEC	TOTAL
Assault Based Critical Incidents														
Employee Victim (includes contractual staff)														
Category I														0
Category II														0
Category III														0
Category IV														0
Category V		1						1	1					3
Category VI														0
Subtotal (Employee Victim Assault)		1	0	0	0	0	0	1	1	0	0	0	0	3
Prisoner Victim														
Category I							1							1
Category II														0
Category III														0
Category IV														0
Category V		1	1	1	1	1			1			2	1	9
Category VI														0
Subtotal (Prisoner Victim Assault)		1	1	1	1	1	1	0	1	0	0	2	1	10
Non-Assault Based Critical Incidents														
Employee														
Accidental Death														0
Natural Death														0
Firearm Discharge														0
Chemical Agent Discharge			1			1					1			3
Use of Force for Prisoner Control		1	1		2	1	3	1	3	3	2		1	18
Taser Deployment (when reported as secondary event)		1			1		1		1	2	1	1	1	9
Loss or Theft of Firearm, Chemical Agent or Ammo														0
Subtotal (Employee Non-Assault)		2	2	0	3	2	4	1	4	5	4	1	2	30
Prisoner														
Accidental Death														0
Natural Death									1	1				2
Other Death - Homicide														0
Escape														0
Escape Attempt														0
Drug Overdose					1			1						2
Suicide														0
Suicide Attempts / Self Injury														0
Subtotal (Prisoner Non-Assault)		0	0	0	1	0	0	1	1	1	0	0	0	4
Other														
Natural Disaster/Physical Plant													1	1
Riot/Disturbance/Demonstration														0
Hostage Incident														0
Visitor Related														0
Possession drug, weapon, contraband, smuggling														0
Subtotal ("Other")		0	0	0	0	0	0	0	0	0	0	0	1	1
Grand Total		4	3	1	5	3	5	3	7	6	4	3	4	48

Michigan Department of Corrections, Public Act 119 of 2023 Boilerplate Reporting
Critical Incident Reports, Section 706, January 1, 2023-December 31, 2023

Alger Correctional Facility, 6141 Industrial Park Drive, Munising, MI 49862

Incidents which occurred off duty.		JAN	FEB	MAR	APR	MAY	JUN	JUL	AUG	SEP	OCT	NOV	DEC	TOTAL
Assault Based Critical Incidents														
Employee Victim (includes contractual staff)														
Category I														0
Category II														0
Category III														0
Category IV							1							1
Category V						1					1			2
Category VI														0
Subtotal (Employee Victim Assault)		0	0	0	0	1	1	0	0	0	1	0	0	3
Prisoner Victim														
Category I							1				1	1		3
Category II														0
Category III														0
Category IV														0
Category V		1		1	1				1		1		4	9
Category VI														0
Subtotal (Prisoner Victim Assault)		1	0	1	1	0	1	0	1	0	2	1	4	12
Non-Assault Based Critical Incidents														
Employee														
Accidental Death														0
Natural Death														0
Firearm Discharge														0
Chemical Agent Discharge (when reported as secondary event)		1				1				1				3
Use of Force for Prisoner Control		1	1	1	4	2	1	4	4	2	1		2	23
Taser Deployment (when reported as secondary event)			1		2				1	1				5
Loss or Theft of Firearm, Chemical Agent or Ammo														0
Subtotal (Employee Non-Assault)		2	2	1	6	3	1	4	5	4	1	0	2	31
Prisoner														
Accidental Death														0
Natural Death														0
Other Death - Homicide														0
Escape														0
Escape Attempt														0
Drug Overdose						1			2			1		4
Suicide														0
Suicide Attempts / self injury														0
Subtotal (Prisoner Non-Assault)		0	0	0	0	1	0	0	2	0	0	1	0	4
Other														
Natural Disaster/Physical Plant				1		1								2
Riot/Disturbance/Demonstration														0
Hostage Incident														0
Visitor Related														0
Possession drug, weapon, contraband, smuggling														0
Subtotal ("Other")		0	0	1	0	1	0	0	0	0	0	0	0	2
Grand Total		3	2	3	7	6	3	4	8	4	4	2	6	52

Michigan Department of Corrections, Public Act 119 of 2023 Boilerplate Reporting
Critical Incident Reports, Section 706, January 1, 2023-December 31, 2023

Earnest C. Brooks Correctional Facility, 2500 S. Sheridan Road, Muskegon Heights, MI 49444

Incidents which occurred off duty.	JAN	FEB	MAR	APR	MAY	JUN	JUL	AUG	SEP	OCT	NOV	DEC	TOTAL
Assault Based Critical Incidents													
Employee Victim (includes contractual staff)													
Category I					1				1		1		3
Category II													0
Category III													0
Category IV													0
Category V		1	3	2	2				2				10
Category VI													0
Subtotal (Employee Victim Assault)	0	1	3	2	3	0	0	0	3	0	1	0	13
Prisoner Victim													
Category I			1	2	1	2			1		1	1	9
Category II	1												1
Category III													0
Category IV													0
Category V	5	2	2	3	3	3	1	1	1		4	4	29
Category VI													0
Subtotal (Prisoner Victim Assault)	6	2	3	5	4	5	1	1	2	0	5	5	39
Non-Assault Based Critical Incidents													
Employee													
Accidental Death													0
Natural Death													0
Firearm Discharge													0
Chemical Agent Discharge (when reported as secondary e	1	3	2	1	2	2	2	2	1	2	1		19
Use of Force for Prisoner Control	6	4	7	12	7	10	9	8	6	5	5	9	88
Taser Deployment	2	1	2	6	1	2	6	2	4	3	1	3	33
Loss or Theft of Firearm, Chemical Agent or Ammo													0
Subtotal (Employee Non-Assault)	9	8	11	19	10	14	17	12	11	10	7	12	140
Prisoner													
Accidental Death													0
Natural Death													0
Other Death - Homicide													0
Escape													0
Escape Attempt													0
Drug Overdose			4	3	2			5	1				15
Suicide													0
Suicide Attempts / Self Injury	1		1		1			2					5
Subtotal (Prisoner Non-Assault)	1	0	5	3	3	0	0	7	1	0	0	0	20
Other													
Natural Disaster/Physical Plant		1			1		1				1		4
Riot/Disturbance/Demonstration													0
Hostage Incident													0
Visitor Related													0
Possession drug, weapon, contraband, smuggling													0
Subtotal ("Other")	0	1	0	0	1	0	1	0	0	0	1	0	4
Grand Total	16	12	22	29	21	19	19	20	17	10	14	17	216

Michigan Department of Corrections, Public Act 119 of 2023 Boilerplate Reporting
Critical Incident Reports, Section 706, January 1, 2023-December 31, 2023

Marquette Branch Prison, 1960 U.S. 41 South, Marquette, MI 49855

Incidents which occurred off duty.		JAN	FEB	MAR	APR	MAY	JUN	JUL	AUG	SEP	OCT	NOV	DEC	TOTAL
Assault Based Critical Incidents														
Employee Victim (includes contractual staff)														
Category I						1					1	1		3
Category II														0
Category III														0
Category IV														0
Category V	2	1	2	2	1		1		2		1			12
Category VI														0
Subtotal (Employee Victim Assault)	2	1	2	2	2	0	1	0	2	1	2	0	0	15
Prisoner Victim														
Category I					1									1
Category II														0
Category III														0
Category IV														0
Category V	1	2		1	1		3		1	1				10
Category VI														0
Subtotal (Prisoner Victim Assault)	1	2	0	2	1	0	3	0	1	1	0	0	0	11
Non-Assault Based Critical Incidents														
Employee														
Accidental Death														0
Natural Death														0
Firearm Discharge				1										1
Chemical Agent Discharge (when reported as secondary event)	1		3	1			2	1		5			4	17
Use of Force for Prisoner Control	5	2	5	3	5	4	5	8	4	7	7	8		63
Taser Deployment (when reported as secondary event)					1	2					2			5
Loss or Theft of Firearm, Chemical Agent or Ammo														0
Subtotal (Employee Non-Assault)	6	2	9	4	6	6	7	9	4	12	9	12	0	86
Prisoner														
Accidental Death														0
Natural Death		1												1
Other Death - Homicide														0
Escape														0
Escape Attempt														0
Drug Overdose	1										2			3
Suicide				1										1
Suicide Attempts / Self Injury			1		2			1						4
Subtotal (Prisoner Non-Assault)	1	1	1	1	2	0	0	1	0	0	2	0	0	9
Other														
Natural Disaster/Physical Plant														0
Riot/Disturbance/Demonstration														0
Hostage Incident														0
Visitor Related														0
Possession drug, weapon, contraband, smuggling														0
Subtotal ("Other")	0	0	0	0	0	0	0	0	0	0	0	0	0	0
Grand Total	10	6	12	9	11	6	11	10	7	14	13	12	0	121

Michigan Department of Corrections, Public Act 119 of 2023 Boilerplate Reporting
Critical Incident Reports, Section 706, January 1, 2023-December 31, 2023

Muskegon Correctional Facility, 2400 S. Sheridan Drive, Muskegon, MI 49442

Incidents which occurred off duty	JAN	FEB	MAR	APR	MAY	JUN	JUL	AUG	SEP	OCT	NOV	DEC	TOTAL
Assault Based Critical Incidents													
Employee Victim (includes contractual staff)													
Category I													0
Category II													0
Category III													0
Category IV													0
Category V				1	1				1				3
Category VI													0
Subtotal (Employee Victim Assault)	0	0	0	1	1	0	0	0	1	0	0	0	3
Prisoner Victim													
Category I													0
Category II													0
Category III													0
Category IV													0
Category V	2	1	1			1		1					6
Category VI													0
Subtotal (Prisoner Victim Assault)	2	1	1	0	0	1	0	1	0	0	0	0	6
Non-Assault Based Critical Incidents													
Employee													
Accidental Death													0
Natural Death													0
Firearm Discharge													0
Chemical Agent Discharge	1		1				1					1	4
Use of Force for Prisoner Control	5	3	4	2	2	4	7	4	9	6	2	3	51
Taser Deployment (when reported as secondary event)	2	1			1	2	1	1	2	3	1	1	15
Loss or Theft of Firearm, Chemical Agent or Ammo													0
Subtotal (Employee Non-Assault)	8	4	5	2	3	6	9	5	11	9	3	5	70
Prisoner													
Accidental Death													0
Natural Death	1												1
Other Death - Homicide													0
Escape													0
Escape Attempt													0
Drug Overdose				1		1					1	1	4
Suicide													0
Suicide Attempts/Self Injury	3		1					1	3			1	9
Subtotal (Prisoner Non-Assault)	4	0	1	1	0	1	0	1	3	0	1	2	14
Other													
Natural Disaster/Physical Plant	2		1		1	2	1	1					8
Riot/Disturbance/Demonstration													0
Hostage Incident													0
Visitor Related													0
Possession drug, weapon, contraband, smuggling													0
Subtotal ("Other")	2	0	1	0	1	2	1	1	0	0	0	0	8
Grand Total	16	5	8	4	5	10	10	8	15	9	4	7	101

Michigan Department of Corrections, Public Act 119 of 2023 Boilerplate Reporting
Critical Incident Reports, Section 706, January 1, 2023-December 31, 2023

Newberry Correctional Facility, 13747 East County Road 428, Newberry, MI 49868

Incidents which occurred off duty.		JAN	FEB	MAR	APR	MAY	JUN	JUL	AUG	SEP	OCT	NOV	DEC	TOTAL
Assault Based Critical Incidents														
Employee Victim (includes contractual staff)														
Category I														0
Category II														0
Category III														0
Category IV														0
Category V														0
Category VI														0
Subtotal (Employee Victim Assault)		0	0	0	0	0	0	0	0	0	0	0	0	0
Prisoner Victim														
Category I				1	1	1			1					4
Category II														0
Category III														0
Category IV														0
Category V						1	1	3	2			3		10
Category VI														0
Subtotal (Prisoner Victim Assault)		0	0	1	1	2	1	3	3	0	0	3	0	14
Non-Assault Based Critical Incidents														
Employee														
Accidental Death														0
Natural Death														0
Firearm Discharge														0
Chemical Agent Discharge														0
Use of Force for Prisoner Control			1			2			1			1	2	7
Taser Deployment			1			1			1				1	4
Loss or Theft of Firearm, Chemical Agent or Ammo														0
Subtotal (Employee Non-Assault)		0	2	0	0	3	0	0	2	0	0	1	3	11
Prisoner														
Accidental Death														0
Natural Death						1								1
Other Death - Homicide														0
Escape														0
Escape Attempt														0
Drug Overdose		1	1			3		2			2			9
Suicide														0
Suicide Attempts / Self Injury														0
Subtotal (Prisoner Non-Assault)		1	1	0	0	4	0	2	0	0	2	0	0	10
Other														
Natural Disaster/Physical Plant			1											1
Riot/Disturbance/Demonstration														0
Hostage Incident														0
Visitor Related														0
Possession drug, weapon, contraband, smuggling														0
Subtotal ("Other")		0	1	0	0	0	0	0	0	0	0	0	0	1
Grand Total		1	4	1	1	9	1	5	5	0	2	4	3	36

Michigan Department of Corrections, Public Act 119 of 2023 Boilerplate Reporting
Critical Incident Reports, Section 706, January 1, 2023-December 31, 2023

St. Louis Correctional Facility, 8585 N. Croswell Road, St. Louis, MI 48880

Incidents which occurred off duty.		JAN	FEB	MAR	APR	MAY	JUN	JUL	AUG	SEP	OCT	NOV	DEC	TOTAL
Assault Based Critical Incidents														
Employee Victim (includes contractual staff)														
Category I														0
Category II														0
Category III														0
Category IV												1		1
Category V				1								2		3
Category VI														0
Subtotal (Employee Victim Assault)		0	0	1	0	0	0	0	0	0	0	3	0	4
Prisoner Victim														
Category I				1		1	1	1		2				6
Category II														0
Category III														0
Category IV													1	1
Category V		1		3	1	1	1	1	3			2	1	14
Category VI														0
Subtotal (Prisoner Victim Assault)		1	0	4	1	2	2	2	3	2	0	2	2	21
Non-Assault Based Critical Incidents														
Employee														
Accidental Death														0
Natural Death														0
Firearm Discharge														0
Chemical Agent Discharge		3		3	4	5	3	1		3	2	3	3	30
Use of Force for Prisoner Control		8	6	7	12	22	13	16	8	9	7	13	14	135
Taser Deployment (when reported as secondary event)		5	2	2	7	10	4	5	7	5	3	5	5	60
Loss or Theft of Firearm, Chemical Agent or Ammo														0
Subtotal (Employee Non-Assault)		16	8	12	23	37	20	22	15	17	12	21	22	225
Prisoner														
Accidental Death														0
Natural Death									1					1
Other Death - Homicide														0
Escape														0
Escape Attempt														0
Drug Overdose		1		1			2	1	4		4		2	15
Suicide								1						1
Suicide Attempts / Self Injury			1					1						2
Subtotal (Prisoner Non-Assault)		1	1	1	0	0	2	3	5	0	4	0	2	19
Other														
Natural Disaster/Physical Plant						2								2
Riot/Disturbance/Demonstration						1								1
Hostage Incident														0
Visitor Related														0
Possession drug, weapon, contraband, smuggling			1					1						2
Subtotal ("Other")		0	1	0	0	3	0	1	0	0	0	0	0	5
Grand Total		18	10	18	24	42	24	28	23	19	16	26	26	274

Michigan Department of Corrections, Public Act 119 of 2023 Boilerplate Reporting
Critical Incident Reports, Section 706, January 1, 2023-December 31, 2023

Saginaw Correctional Facility, 9625 Pierce Road, Freeland, MI 48623

Incidents which occurred off duty.	JAN	FEB	MAR	APR	MAY	JUN	JUL	AUG	SEP	OCT	NOV	DEC	TOTAL
Assault Based Critical Incidents													
Employee Victim (includes contractual staff)													
Category I													0
Category II													0
Category III													0
Category IV													0
Category V			1	1	1	1					1	1	6
Category VI													0
Subtotal (Employee Victim Assault)	0	0	1	1	1	1	0	0	0	0	1	1	6
Prisoner Victim													
Category I		2			2		2	2					8
Category II													0
Category III													0
Category IV													0
Category V	5	7	4	1	7	2	1	4	4	2	5	7	49
Category VI													0
Subtotal (Prisoner Victim Assault)	5	9	4	1	9	2	3	6	4	2	5	7	57
Non-Assault Based Critical Incidents													
Employee													
Accidental Death													0
Natural Death													0
Firearm Discharge													0
Chemical Agent Discharge (when reported as secondary event)	1	4	3	1	7	4		1	5	3	2	2	33
Use of Force for Prisoner Control	6	11	10	10	14	12	8	15	10	14	6	9	125
Taser Deployment	1	6	3	5	4	8	2	6	2	1	4	6	48
Loss or Theft of Firearm, Chemical Agent or Ammo													0
Subtotal (Employee Non-Assault)	8	21	16	16	25	24	10	22	17	18	12	17	206
Prisoner													
Accidental Death													0
Natural Death													0
Other Death - Homicide													0
Escape													0
Escape Attempt													0
Drug Overdose	1		9	1		2	2		2			2	19
Suicide													0
Suicide Attempts / Self Injury		2		2				1	1	7			13
Subtotal (Prisoner Non-Assault)	1	2	9	3	0	2	2	1	3	7	0	2	32
Other													
Natural Disaster/Physical Plant				1									1
Riot/Disturbance/Demonstration													0
Hostage Incident													0
Visitor Related						1							1
Possession drug, weapon, contraband, smuggling			1			1	1						3
Subtotal ("Other")	0	0	1	1	0	2	1	0	0	0	0	0	5
Grand Total	14	32	31	22	35	31	16	29	24	27	18	27	306

Michigan Department of Corrections, Public Act 119 of 2023 Boilerplate Reporting
Critical Incident Reports, Section 706, January 1, 2023-December 31, 2023

Central Michigan Correctional Facility, 8201 N. Croswell Road, St. Louis, MI 48880

Incidents which occurred off duty.		JAN	FEB	MAR	APR	MAY	JUN	JUL	AUG	SEP	OCT	NOV	DEC	TOTAL
Assault Based Critical Incidents														
Employee Victim (includes contractual staff)														
Category I														0
Category II														0
Category III														0
Category IV														0
Category V				2		1			2			1		6
Category VI														0
Subtotal (Employee Victim Assault)		0	0	2	0	1	0	0	2	0	0	1	0	6
Prisoner Victim														
Category I			1	1										2
Category II														0
Category III														0
Category IV														0
Category V			1	1	2	2	1	5	1		4	1	1	19
Category VI														0
Subtotal (Prisoner Victim Assault)		0	2	2	2	2	1	5	1	0	4	1	1	21
Non-Assault Based Critical Incidents														
Employee														
Accidental Death														0
Natural Death														0
Firearm Agent Discharge														0
Chemical Agent Discharge		1			1		1	2			1	1		7
Use of Force for Prisoner Control		1	3	1	1	1	1	2	4	1	4	5		24
Taser Deployment			1			1		1	1	1		1		6
Loss or Theft of Firearm, Chemical Agent or Ammo														0
Subtotal (Employee Non-Assault)		2	4	1	2	2	2	5	5	2	5	7	0	37
Prisoner														
Accidental Death														0
Natural Death						1							1	2
Other Death - Homicide														0
Escape														0
Escape Attempt														0
Drug Overdose			2	3					1		1			7
Suicide														0
Suicide Attempts / Self Injury											1			1
Subtotal (Prisoner Non-Assault)		0	0	2	3	1	0	0	1	0	2	0	1	10
Other														
Natural Disaster/Physical Plant										1				1
Riot/Disturbance/Demonstration														0
Hostage Incident														0
Visitor Related									1					1
Possession drug, weapon, contraband, smuggling									1					1
Subtotal ("Other")		0	0	0	0	0	0	0	2	1	0	0	0	3
Grand Total		2	6	7	7	6	3	10	11	3	11	9	2	77

Michigan Department of Corrections, Public Act 119 of 2023 Boilerplate Reporting
Critical Incident Reports, Section 706, January 1, 2023-December 31, 2023

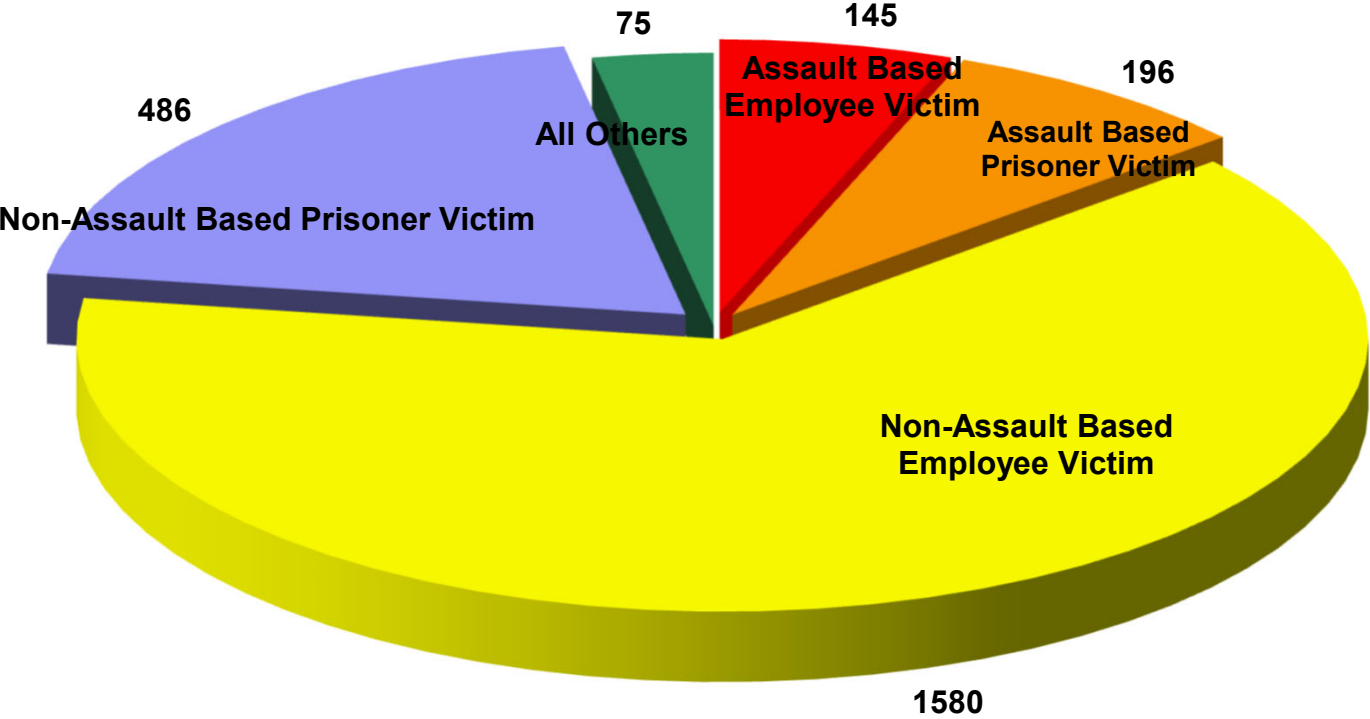
Chippewa Correctional Facility, 4269 W. M-80, Kincheloe, MI 49784

Incidents which occurred off duty	JAN	FEB	MAR	APR	MAY	JUN	JUL	AUG	SEP	OCT	NOV	DEC	TOTAL
Assault Based Critical Incidents													
Employee Victim (includes contractual staff)													
Category I													0
Category II													0
Category III													0
Category IV													0
Category V	1		1			1			2		1	1	7
Category VI													0
Subtotal (Employee Victim Assault)	1	0	1	0	0	1	0	0	2	0	1	1	7
Prisoner Victim													
Category I	1			1			1	1			2	1	7
Category II													0
Category III													0
Category IV													0
Category V	1	2		2	5	3	1	4	3	3	7	3	34
Category VI													0
Subtotal (Prisoner Victim Assault)	2	2	0	3	5	3	2	5	3	3	9	4	41
Non-Assault Based Critical Incidents													
Employee													
Accidental Death													0
Natural Death													0
Firearm Discharge													0
Chemical Agent Discharge	3	1	1	3	6	6	4	6	4	3	8	3	48
Use of Force for Prisoner Control	6	5	4	4	14	11	17	16	14	6	24	12	133
Taser Deployment	1	5	2	1	4	3	7	6	11	3	14	9	66
Loss or Theft of Firearm, Chemical Agent or Ammo													0
Subtotal (Employee Non-Assault)	10	11	7	8	24	20	28	28	29	12	46	24	247
Prisoner													
Accidental Death													0
Natural Death									1		1		2
Other Death - Homicide										1			1
Escape													0
Escape Attempt													0
Drug Overdose	2	2	5		5	7	4	2	2	5	3	3	40
Suicide													0
Suicide Attempts / Self Injury							1		2				3
Subtotal (Prisoner Non-Assault)	2	2	5	0	5	7	5	2	5	6	4	3	46
Other													
Natural Disaster/Physical Plant		2		2		1	1	1		4	2		13
Riot/Disturbance/Demonstration													0
Hostage Incident													0
Visitor Related													0
Possession drug, weapon, contraband, smuggling													0
Subtotal ("Other")	0	2	0	2	0	1	1	1	0	4	2	0	13
Grand Total	15	17	13	13	34	32	36	36	39	25	62	32	354

Southern Region, 3955 Cooper Street, Jackson, MI 49201-7522

Incidents which occurred off duty.		JAN	FEB	MAR	APR	MAY	JUN	JUL	AUG	SEP	OCT	NOV	DEC	TOTAL
Assault Based Critical Incidents														
Employee Victim (includes contractual staff)														
Category I		1	1	0	1	2	1	1	1	1	1	1	0	11
Category II		0	0	0	0	0	0	0	0	0	0	0	0	0
Category III		0	0	0	0	0	0	1	0	0	0	0	0	1
Category IV		2	2	4	1	1	0	0	3	1	1	0	0	15
Category V		8	12	8	13	15	12	10	10	8	11	7	4	118
Category VI		0	0	0	0	0	0	0	0	0	0	0	0	0
Subtotal (Employee Victim Assault)		11	15	12	15	18	13	12	14	10	13	8	4	145
Prisoner Victim														
Category I		5	4	4	2	3	1	6	6	4	4	1	3	43
Category II		0	0	0	0	1	0	0	0	1	0	0	0	2
Category III		0	0	0	0	0	0	0	0	0	0	0	0	0
Category IV		0	0	1	0	0	1	1	0	0	0	0	0	3
Category V		10	14	6	5	19	16	9	14	18	17	10	10	148
Category VI		0	0	0	0	0	0	0	0	0	0	0	0	0
Subtotal (Prisoner Victim Assault)		15	18	11	7	23	18	16	20	23	21	11	13	196
Non-Assault Based Critical Incidents														
Employee														
Accidental Death		0	0	0	0	0	0	0	0	0	0	0	0	0
Natural Death		0	0	0	0	0	0	0	0	0	0	0	0	0
Firearm Discharge		0	1	0	0	0	0	0	0	0	0	0	0	1
Chemical Agent Discharge (when reported as secondary event)		6	9	11	16	11	6	9	12	7	14	14	11	126
Use of Force for Prisoner Control		97	72	81	91	118	98	136	111	104	99	85	88	1180
Taser Deployment (when reported as secondary event)		19	24	25	20	23	32	22	24	14	24	26	19	272
Loss or Theft of Firearm, Chemical Agent or Ammo		0	0	0	0	0	0	0	0	0	0	0	0	0
Subtotal (Employee Non-Assault)		122	107	117	127	152	136	167	147	125	137	125	118	1580
Prisoner														
Accidental Death		1	0	0	0	0	0	0	0	0	0	0	0	1
Natural Death		2	2	4	2	0	1	1	2	5	2	1	7	29
Other Death - Homicide		0	0	0	0	0	0	0	0	0	0	0	0	0
Escape		0	0	0	0	0	0	0	0	0	0	0	0	0
Escape Attempt		0	0	0	0	0	1	0	0	0	0	1	0	2
Drug Overdose		11	7	4	9	11	12	13	16	10	21	12	11	137
Suicide		1	0	0	2	1	0	0	0	0	1	0	1	6
Suicide Attempts / Self injury		30	20	34	29	36	21	27	32	35	19	16	12	311
Subtotal (Prisoner Non-Assault)		45	29	42	42	48	35	41	50	50	43	30	31	486
Other														
Natural Disaster/Physical Plant		3	2	8	4	2	4	6	8	1	1	2	7	48
Riot/Disturbance/Demonstration		0	0	0	0	0	1	0	0	0	0	0	0	1
Hostage Incident		0	0	0	0	0	0	0	0	0	0	0	0	0
Visitor Related		0	1	0	0	0	0	1	0	1	1	0	0	4
Possession drug, weapon, contraband, smuggling		1	5	2	3	2	1	2	2	1	1	2	0	22
Subtotal ("Other")		4	8	10	7	4	6	9	10	3	3	4	7	75
Grand Total		197	177	192	198	245	208	245	241	211	217	178	173	2482

Jackson Area Region: Critical Incident Totals, 2023



There were 2,482 Critical Incidents in the Jackson Region. The data was compiled from 15 Correctional Facilities from January 1, 2023 - December 31, 2023.

Critical Incident Reports, Section 706, January 1, 2023-December 31, 2023

Gus Harrison Correctional Facility, 2727 E. Beecher St., Adrian, MI 49221

Incidents which occurred off duty.

Incidents which occurred off duty.		JAN	FEB	MAR	APR	MAY	JUN	JUL	AUG	SEP	OCT	NOV	DEC	TOTAL
Assault Based Critical Incidents														
Employee Victim (includes contractual staff)														
Category I														0
Category II														0
Category III														0
Category IV			1											1
Category V		2	2				2	2	2			1		11
Category VI														0
Subtotal (Employee Victim Assault)		2	3	0	0	0	2	2	2	0	0	1	0	12
Prisoner Victim														
Category I								1						1
Category II														0
Category III														0
Category IV														0
Category V			2			1	1		5			2	2	13
Category VI														0
Subtotal (Prisoner Victim Assault)		0	2	0	0	1	1	1	5	0	0	2	2	14
Non-Assault Based Critical Incidents														
Employee														
Accidental Death														0
Natural Death														0
Firearm Discharge														0
Chemical Agent Discharge (when reported as secondary event)		1	1	3	1	1		2			2	5	1	17
Use of Force for Prisoner Control		10	7	4	12	3	11	17	6	11	7	13	6	107
Taser Deployment (when reported as secondary event)		2	2		2	1	3	1	3	3	3	2		22
Loss or Theft of Firearm, Chemical Agent or Ammo														0
Subtotal (Employee Non-Assault)		13	10	7	15	5	14	20	9	14	12	20	7	146
Prisoner														
Accidental Death														0
Natural Death				1					1	2			1	5
Other Death - Homicide														0
Escape														0
Escape Attempt														0
Drug Overdose			1				2			1				4
Suicide		1												1
Suicide Attempts / Self Injury		4	1	4	5	1	6			6			1	28
Subtotal (Prisoner Non-Assault)		5	2	5	5	1	8	0	1	9	0	0	2	38
Other														
Natural Disaster/Physical Plant							1							1
Riot/Disturbance/Demonstration							1							1
Hostage Incident														0
Visitor Related														0
Possession drug, weapon, contraband, smuggling														0
Subtotal ("Other")		0	0	0	0	0	2	0	0	0	0	0	0	2
Grand Total		20	17	12	20	7	27	23	17	23	12	23	11	212

Michigan Department of Corrections, Public Act 119 of 2023 Boilerplate Reporting
Critical Incident Reports, Section 706, January 1, 2023-December 31, 2023

Detroit Detention Center - 17601 Mound Rd., Detroit, MI 48212

Incidents which occurred off duty.		JAN	FEB	MAR	APR	MAY	JUN	JUL	AUG	SEP	OCT	NOV	DEC	TOTAL
Assault Based Critical Incidents														
Employee Victim (includes contractual staff)														
Category I														0
Category II														0
Category III														0
Category IV														0
Category V		1	1			1	1	1						5
Category VI														0
Subtotal (Employee Victim Assault)		1	1	0	0	1	1	1	0	0	0	0	0	5
Prisoner Victim														
Category I														0
Category II														0
Category III														0
Category IV														0
Category V					1			1						2
Category VI														0
Subtotal (Prisoner Victim Assault)		0	0	0	1	0	0	1	0	0	0	0	0	2
Non-Assault Based Critical Incidents														
Employee														
Accidental Death														0
Natural Death														0
Firearm Discharge														0
Chemical Agent Discharge (when reported as secondary event)														0
Use of Force for Prisoner Control		3	1	1	1	5	4	1	1	3	2	3	3	28
Taser Deployment (when reported as secondary event)						1	2	2	1	1	1	2	3	13
Loss or Theft of Firearm, Chemical Agent or Ammo														0
Subtotal (Employee Non-Assault)		3	1	1	1	6	6	3	2	4	3	5	6	41
Prisoner														
Accidental Death														0
Natural Death									1					1
Other Death - Homicide														0
Escape														0
Escape Attempt														0
Drug Overdose														0
Suicide														0
Suicide Attempts / Self Injury		1					1				2			4
Subtotal (Prisoner Non-Assault)		1	0	0	0	0	1	0	1	0	2	0	0	5
Other														
Natural Disaster/Physical Plant													1	1
Riot/Disturbance/Demonstration														0
Hostage Incident														0
Visitor Related														0
Possession drug, weapon, contraband, smuggling									1					1
Subtotal ("Other")		0	0	0	0	0	0	0	1	0	0	0	1	2
Grand Total		5	2	1	2	7	8	5	4	4	5	5	7	55

Michigan Department of Corrections, Public Act 119 of 2023 Boilerplate Reporting
Critical Incident Reports, Section 706, January 1, 2023-December 31, 2023

Bellamy Creek Correctional Facility, 1727 W. Bluewater Highway, Ionia, MI 48846

Incidents which occurred off duty.		JAN	FEB	MAR	APR	MAY	JUN	JUL	AUG	SEP	OCT	NOV	DEC	TOTAL
Assault Based Critical Incidents														
Employee Victim (includes contractual staff)														
Category I		1			1		1			1				4
Category II														0
Category III														0
Category IV				1	1						1			3
Category V			2		1	5	1	1		2	1		1	14
Category VI														0
Subtotal (Employee Victim Assault)		1	2	1	3	5	2	1	0	3	2	0	1	21
Prisoner Victim														
Category I			1	2	1					1	1			6
Category II														0
Category III														0
Category IV														0
Category V		2	1		1	4	5		2	3	7	2		27
Category VI														0
Subtotal (Prisoner Victim Assault)		2	2	2	2	4	5	0	2	4	8	2	0	33
Non-Assault Based Critical Incidents														
Employee														
Accidental Death														0
Natural Death														0
Firearm Discharge														0
Chemical Agent Discharge (when reported as secondary event)		1	2	4	6	2	2	2	4	3	1	3	2	32
Use of Force for Prisoner Control		18	13	14	23	20	17	23	17	19	19	17	12	212
Taser Deployment (when reported as secondary event)		4	5	5	9	4	8	8	7	3	5	6	1	65
Loss or Theft of Firearm, Chemical Agent or Ammo														0
Subtotal (Employee Non-Assault)		23	20	23	38	26	27	33	28	25	25	26	15	309
Prisoner														
Accidental Death														0
Natural Death													1	1
Other Death - Homicide														0
Escape														0
Escape Attempt														0
Drug Overdose				1					4		1			6
Suicide														0
Suicide Attempts / Self Injury		2			4	3	2	2	1	3				17
Subtotal (Prisoner Non-Assault)		2	0	1	4	3	2	2	5	3	1	0	1	24
Other														
Natural Disaster/Physical Plant														0
Riot/Disturbance/Demonstration														0
Hostage Incident														0
Visitor Related			1											1
Possession drug, weapon, contraband, smuggling		1	2			1								4
Subtotal ("Other")		1	3	0	0	1	0	0	0	0	0	0	0	5
Grand Total		29	27	27	47	39	36	36	35	35	36	28	17	392

Michigan Department of Corrections, Public Act 119 of 2023 Boilerplate Reporting
Critical Incident Reports, Section 706, January 1, 2023-December 31, 2023

Ionia Correctional Facility, 1576 W. Bluewater Highway, Ionia, MI 48846

➤ Incidents which occurred off duty.	JAN	FEB	MAR	APR	MAY	JUN	JUL	AUG	SEP	OCT	NOV	DEC	TOTAL
Assault Based Critical Incidents													
Employee Victim (includes contractual staff)													
Category I													0
Category II													0
Category III													0
Category IV	1												1
Category V		1	1	1	1	3				3			10
Category VI													0
Subtotal (Employee Victim Assault)	1	1	1	1	1	3	0	0	0	3	0	0	11
Prisoner Victim													
Category I									1				1
Category II													0
Category III													0
Category IV													0
Category V			1				1		1		1	2	6
Category VI													0
Subtotal (Prisoner Victim Assault)	0	0	1	0	0	0	1	0	2	0	1	2	7
Non-Assault Based Critical Incidents													
Employee													
Accidental Death													0
Natural Death													0
Firearm Discharge													0
Chemical Agent Discharge (when reported as secondary e	1	3	2	5	2		1	3	1	5	2	4	29
Use of Force for Prisoner Control	7	5	10	14	12	11	10	7	9	16	3	8	112
Taser Deployment	4	3	4	1	2	3	1	1	1		1	3	24
Loss or Theft of Firearm, Chemical Agent or Ammo													0
Subtotal (Employee Non-Assault)	12	11	16	20	16	14	12	11	11	21	6	15	165
Prisoner													
Accidental Death													0
Natural Death											1		1
Other Death - Homicide													0
Escape													0
Escape Attempt													0
Drug Overdose					1			1			1		3
Suicide													0
Suicide Attempts / Self Injury	1	2	2	10	10	1			1	5			32
Subtotal (Prisoner Non-Assault)	1	2	2	10	11	1	0	1	1	5	2	0	36
Other													
Natural Disaster/Physical Plant						2		1					3
Riot/Disturbance/Demonstration													0
Hostage Incident													0
Visitor Related													0
Possession drug, weapon, contraband, smuggling			1										1
Subtotal ("Other")	0	0	1	0	0	2	0	1	0	0	0	0	4
Grand Total	14	14	21	31	28	20	13	13	14	29	9	17	223

Michigan Department of Corrections, Public Act 119 of 2023 Boilerplate Reporting
Critical Incident Reports, Section 706, January 1, 2023-December 31, 2023

G. Robert Cotton Correctional Facility, 3500 N. Elm Road, Jackson, MI 49201

➡ Incidents which occurred off duty.	JAN	FEB	MAR	APR	MAY	JUN	JUL	AUG	SEP	OCT	NOV	DEC	TOTAL
Assault Based Critical Incidents													
Employee Victim (includes contractual staff)													
Category I					1								1
Category II													0
Category III													0
Category IV	1												1
Category V			1	1		1		1	1		1		6
Category VI													0
Subtotal (Employee Victim Assault)	1	0	1	1	1	1	0	1	1	0	1	0	8
Prisoner Victim													
Category I	1	1					1	2					5
Category II									1				1
Category III													0
Category IV													0
Category V	2	4	1		3	1	1	3	2	1	2		20
Category VI													0
Subtotal (Prisoner Victim Assault)	3	5	1	0	3	1	2	5	3	1	2	0	26
Non-Assault Based Critical Incidents													
Employee													
Accidental Death													0
Natural Death													0
Firearm Discharge													0
Chemical Agent Discharge	1					1							2
Use of Force for Prisoner Control	6	2	6	3	6	4	2	9	5	4	7	9	63
Taser Deployment	2	2	1	1	2	2		1	3	2	2	3	21
Loss or Theft of Firearm, Chemical Agent or Ammo													0
Subtotal (Employee Non-Assault)	9	4	7	4	8	7	2	10	8	6	9	12	86
Prisoner													
Accidental Death													0
Natural Death												2	2
Other Death - Homicide													0
Escape													0
Escape Attempt													0
Drug Overdose	1	1		1	2	1	2			2	4	2	16
Suicide													0
Suicide Attempts / Self Injury			2				1	2		1	2		8
Subtotal (Prisoner Non-Assault)	1	1	2	1	2	1	3	2	0	3	6	4	26
Other													
Natural Disaster/Physical Plant			4		1		2	3			2	2	14
Riot/Disturbance/Demonstration													0
Hostage Incident													0
Visitor Related													0
Possession drug, weapon, contraband, smuggling													0
Subtotal ("Other")	0	0	4	0	1	0	2	3	0	0	2	2	14
Grand Total	14	10	15	6	15	10	9	21	12	10	20	18	160

Michigan Department of Corrections, Public Act 119 of 2023 Boilerplate Reporting
Critical Incident Reports, Section 706, January 1, 2023-December 31, 2023

Cooper Street Correctional Facility, 3100 N. Elm Road, Jackson, MI 49201

➤ Incidents which occurred off duty.	JAN	FEB	MAR	APR	MAY	JUN	JUL	AUG	SEP	OCT	NOV	DEC	TOTAL
Assault Based Critical Incidents													
Employee Victim (includes contractual staff)													
Category I													0
Category II													0
Category III													0
Category IV													0
Category V													0
Category VI													0
Subtotal (Employee Victim Assault)	0	0	0	0	0	0	0	0	0	0	0	0	0
Prisoner Victim													
Category I	1										1		2
Category II													0
Category III													0
Category IV													0
Category V													0
Category VI													0
Subtotal (Prisoner Victim Assault)	1	0	0	0	0	0	0	0	0	0	1	0	2
Non-Assault Based Critical Incidents													
Employee													
Accidental Death													0
Natural Death													0
Firearm Discharge													0
Chemical Agent Discharge													0
Use of Force for Prisoner Control	1	1	1		1				1	1	1	2	9
Taser Deployment		1	1										2
Loss or Theft of Firearm, Chemical Agent or Ammo													0
Subtotal (Employee Non-Assault)	1	2	2	0	1	0	0	0	1	1	1	2	11
Prisoner													
Accidental Death													0
Natural Death				1									1
Other Death - Homicide													0
Escape													0
Escape Attempt													0
Drug Overdose								1				1	2
Suicide													0
Suicide Attempts / Self Injury													0
Subtotal (Prisoner Non-Assault)	0	0	0	1	0	0	0	1	0	0	0	1	3
Other													
Natural Disaster/Physical Plant								1					1
Riot/Disturbance/Demonstration													0
Hostage Incident													0
Visitor Related													0
Possession drug, weapon, contraband, smuggling													0
Subtotal ("Other")	0	0	0	0	0	0	0	1	0	0	0	0	1
Grand Total	2	2	2	1	1	0	0	2	1	1	2	3	17

Michigan Department of Corrections, Public Act 119 of 2023 Boilerplate Reporting
Critical Incident Reports, Section 706, January 1, 2023-December 31, 2023

Lakeland Correctional Facility, 141 First Street, Coldwater, MI 49036

Incidents which occurred off duty.		JAN	FEB	MAR	APR	MAY	JUN	JUL	AUG	SEP	OCT	NOV	DEC	TOTAL
Assault Based Critical Incidents														
Employee Victim (includes contractual staff)														
Category I									1					1
Category II														0
Category III														0
Category IV														0
Category V										1			1	2
Category VI														0
Subtotal (Employee Victim Assault)	0	0	0	0	0	0	0	0	1	1	0	0	1	3
Prisoner Victim														
Category I	1										1		1	3
Category II														0
Category III														0
Category IV														0
Category V	1	1							1	3	1	1	1	9
Category VI														0
Subtotal (Prisoner Victim Assault)	2	1	0	0	0	0	0	0	1	3	2	1	2	12
Non-Assault Based Critical Incidents														
Employee														
Accidental Death														0
Natural Death														0
Firearm Discharge														0
Chemical Agent Discharge							1				1		1	3
Use of Force for Prisoner Control	3		2	2	3					4	2	1	4	21
Taser Deployment		1					1		1					3
Loss or Theft of Firearm, Chemical Agent or Ammo														0
Subtotal (Employee Non-Assault)	3	1	2	2	3	2	0	1	4	3	1	5	27	
Prisoner														
Accidental Death														0
Natural Death	2										1		2	5
Other Death - Homicide														0
Escape														0
Escape Attempt														0
Drug Overdose							1	1		2	1			5
Suicide														0
Suicide Attempts / Self Injury							1							1
Subtotal (Prisoner Non-Assault)	2	0	0	0	0	0	2	1	0	2	2	0	2	11
Other														
Natural Disaster/Physical Plant														0
Riot/Disturbance/Demonstration														0
Hostage Incident														0
Visitor Related														0
Possession drug, weapon, contraband, smuggling		2	1	1			1	1	1					7
Subtotal ("Other")	0	2	1	1	0	1	1	1	0	0	0	0	0	7
Grand Total	7	4	3	3	3	5	2	4	10	7	2	10	60	

Michigan Department of Corrections, Public Act 119 of 2023 Boilerplate Reporting
Critical Incident Reports, Section 706, January 1, 2023-December 31, 2023

Macomb Correctional Facility 34625 26 Mile Road, Lenox Township, MI 48048

Incidents which occurred off duty.		JAN	FEB	MAR	APR	MAY	JUN	JUL	AUG	SEP	OCT	NOV	DEC	TOTAL
Assault Based Critical Incidents														
Employee Victim (includes contractual staff)														
Category I			1								1			2
Category II														0
Category III								1						1
Category IV						1			1	1				3
Category V	3	4	3	3	4	4	2	2	2	1	2	2	1	31
Category VI														0
Subtotal (Employee Victim Assault)	3	5	3	3	5	4	3	3	2	3	2	1		37
Prisoner Victim														
Category I	2	2	2	1	2	1	2	3		1				16
Category II					1									1
Category III														0
Category IV														0
Category V	3	4	1	2	8	6	1	1	6	5	1	2		40
Category VI														0
Subtotal (Prisoner Victim Assault)	5	6	3	3	11	7	3	4	6	6	1	2		57
Non-Assault Based Critical Incidents														
Employee														
Accidental Death														0
Natural Death														0
Firearm Discharge		1												1
Chemical Agent Discharge (when reported as secondary event)				1	3	2		4	4	2	3	1	2	22
Use of Force for Prisoner Control	16	13	12	10	24	15	19	15	10	17	10	11		172
Taser Deployment (when reported as secondary event)	3	5	9	5	9	7	4	5	2	9	9	5		72
Loss or Theft of Firearm, Chemical Agent or Ammo														0
Subtotal (Employee Non-Assault)	19	19	22	18	35	22	27	24	14	29	20	18		267
Prisoner														
Accidental Death														0
Natural Death														0
Other Death - Homicide														0
Escape														0
Escape Attempt						1					1			2
Drug Overdose	5	4	1	3	4		1	1	2	3		3		27
Suicide				1										1
Suicide Attempts / Self Injury	5	2	4	2	1	2	1	2	1		1			21
Subtotal (Prisoner Non-Assault)	10	6	5	6	5	3	2	3	3	3	2	3		51
Other														
Natural Disaster/Physical Plant														0
Riot/Disturbance/Demonstration														0
Hostage Incident														0
Visitor Related									1					1
Possession drug, weapon, contraband, smuggling					1									1
Subtotal ("Other")	0	0	0	0	1	0	0	0	1	0	0	0		2
Grand Total	37	36	33	30	57	36	35	34	26	41	25	24		414

Michigan Department of Corrections, Public Act 119 of 2023 Boilerplate Reporting
Critical Incident Reports, Section 706, January 1, 2023-December 31, 2023

Richard A. Handlon Correctional Facility, 1728 Bluewater Highway, Ionia, MI 48846

Incidents which occurred off duty.		JAN	FEB	MAR	APR	MAY	JUN	JUL	AUG	SEP	OCT	NOV	DEC	TOTAL
Assault Based Critical Incidents														
Employee Victim (includes contractual staff)														
Category I														0
Category II														0
Category III														0
Category IV			1	1					1					3
Category V								2	1		1	1		5
Category VI														0
Subtotal (Employee Victim Assault)		0	1	1	0	0	0	2	2	0	1	1	0	8
Prisoner Victim														
Category I						1				1				2
Category II														0
Category III														0
Category IV								1						1
Category V			1	1			2	2	1	1	1		1	10
Category VI														0
Subtotal (Prisoner Victim Assault)		0	0	1	1	1	2	3	1	2	1	0	1	13
Non-Assault Based Critical Incidents														
Employee														
Accidental Death														0
Natural Death														0
Firearm Discharge														0
Chemical Agent Discharge						2			1		2			5
Use of Force for Prisoner Control	4	1	2	1	7	4	8	4	4	2	5	3	2	43
Taser Deployment	1	1	1	1	2	4	1	1					1	13
Loss or Theft of Firearm, Chemical Agent or Ammo														0
Subtotal (Employee Non-Assault)	5	2	3	2	11	8	9	6	2	7	3	3	3	61
Prisoner														
Accidental Death														0
Natural Death		1					1			1	1			4
Other Death - Homicide														0
Escape														0
Escape Attempt														0
Drug Overdose		1		1	2	1		1	1	1	9	3		19
Suicide				1							1			2
Suicide Attempts / Self Injury	3				3	1		2	1				2	12
Subtotal (Prisoner Non-Assault)	3	2	0	2	5	3	0	3	3	11	3	2	2	37
Other														
Natural Disaster/Physical Plant														0
Riot/Disturbance/Demonstration														0
Hostage Incident														0
Visitor Related														0
Possession drug, weapon, contraband, smuggling		1		1					1		1			4
Subtotal ("Other")	0	1	0	1	0	0	0	0	1	0	1	0	0	4
Grand Total		8	6	5	6	17	13	14	12	8	20	8	6	123

Michigan Department of Corrections, Public Act 119 of 2023 Boilerplate Reporting
Critical Incident Reports, Section 706, January 1, 2023-December 31, 2023

Charles Egeler Reception/Guidance Center & Duane Waters Health Care, 3855 Cooper Street, Jackson, MI 49201

Incidents which occurred off duty.		JAN	FEB	MAR	APR	MAY	JUN	JUL	AUG	SEP	OCT	NOV	DEC	TOTAL
Assault Based Critical Incidents														
Employee Victim (includes contractual staff)														
Category I						1		1						2
Category II														0
Category III														0
Category IV			1											1
Category V					1	1			1		2	1		6
Category VI														0
Subtotal (Employee Victim Assault)		0	0	1	1	2	0	1	1	0	2	1	0	9
Prisoner Victim														
Category I											1			1
Category II														0
Category III														0
Category IV														0
Category V	2		1			1	1	1			2			8
Category VI														0
Subtotal (Prisoner Victim Assault)		2	0	1	0	1	1	1	0	0	3	0	0	9
Non-Assault Based Critical Incidents														
Employee														
Accidental Death														0
Natural Death														0
Firearm Discharge														0
Chemical Agent Discharge (when reported as secondary event)			1										1	2
Use of Force for Prisoner Control	2	5	4	5	6	6	6	11	1	7	4	5		62
Taser Deployment (when reported as secondary event)	1	3	2				1	1	4		3	2	2	19
Loss or Theft of Firearm, Chemical Agent or Ammo														0
Subtotal (Employee Non-Assault)		3	9	6	5	6	7	7	15	1	10	6	8	83
Prisoner														
Accidental Death														0
Natural Death			2							1				3
Other Death - Homicide														0
Escape														0
Escape Attempt														0
Drug Overdose	1							1	1		2		1	6
Suicide						1							1	2
Suicide Attempts / Self Injury			1											1
Subtotal (Prisoner Non-Assault)		1	0	3	0	1	0	1	1	1	2	0	2	12
Other														
Natural Disaster/Physical Plant			2											2
Riot/Disturbance/Demonstration														0
Hostage Incident														0
Visitor Related														0
Possession drug, weapon, contraband, smuggling												1		1
Subtotal ("Other")		0	2	0	0	0	0	0	0	0	0	1	0	3
Grand Total		6	11	11	6	10	8	10	17	2	17	8	10	116

Michigan Department of Corrections, Public Act 119 of 2023 Boilerplate Reporting
Critical Incident Reports, Section 706, January 1, 2023-December 31, 2023

Special Alternative Incarceration, 3100 N. Elm Road, Jackson, MI 49201

[illegible]

Michigan Department of Corrections, Public Act 119 of 2023 Boilerplate Reporting
Critical Incident Reports, Section 706, January 1, 2023-December 31, 2023

Parnall Correctional Facility, 1780 E. Parnall, Jackson, MI 49201-7138

Incidents which occurred off date:		JAN	FEB	MAR	APR	MAY	JUN	JUL	AUG	SEP	OCT	NOV	DEC	TOTAL
Assault Based Critical Incidents														
Employee Victim (includes contractual staff)														
Category I														0
Category II														0
Category III														0
Category IV														0
Category V														0
Category VI														0
Subtotal (Employee Victim Assault)		0	0	0	0	0	0	0	0	0	0	0	0	0
Prisoner Victim														
Category I													1	1
Category II														0
Category III														0
Category IV														0
Category V						1							2	3
Category VI														0
Subtotal (Prisoner Victim Assault)		0	0	0	0	1	0	0	0	0	0	0	3	4
Non-Assault Based Critical Incidents														
Employee														
Accidental Death														0
Natural Death														0
Firearm Discharge														0
Chemical Agent Discharge														0
Use of Force for Prisoner Control		1	2	1	1	2	4	1	1	1	1	1	1	17
Taser Deployment			1			1								2
Loss or Theft of Firearm, Chemical Agent or Ammo														0
Subtotal (Employee Non-Assault)		1	3	1	1	3	4	1	1	1	1	1	1	19
Prisoner														
Accidental Death														0
Natural Death				1				1						2
Other Death - Homicide														0
Escape														0
Escape Attempt														0
Drug Overdose		2												2
Suicide														0
Suicide Attempts / Self Injury				1										1
Subtotal (Prisoner Non-Assault)		2	0	2	0	0	0	1	0	0	0	0	0	5
Other														
Natural Disaster/Physical Plant		2		2	2			1	2				3	12
Riot/Disturbance/Demonstration														0
Hostage Incident														0
Visitor Related														0
Possession drug, weapon, contraband, smuggling					1									1
Subtotal ("Other")		2	0	2	3	0	0	1	2	0	0	0	3	13
Grand Total		5	3	5	4	4	4	3	3	1	1	1	7	41

Michigan Department of Corrections, Public Act 119 of 2023 Boilerplate Reporting
Critical Incident Reports, Section 706, January 1, 2023-December 31, 2023

Thumb Correctional Facility, 3225 John Conley Drive, Lapeer, MI 48446

Incidents which occurred off duty.		JAN	FEB	MAR	APR	MAY	JUN	JUL	AUG	SEP	OCT	NOV	DEC	TOTAL
Assault Based Critical Incidents														
Employee Victim (includes contractual staff)														
Category I														0
Category II														0
Category III														0
Category IV									1					1
Category V												1		1
Category VI														0
Subtotal (Employee Victim Assault)		0	0	0	0	0	0	0	1	0	0	1	0	2
Prisoner Victim														
Category I								2	1				1	4
Category II														0
Category III														0
Category IV														0
Category V			2	1				2		2		1		8
Category VI														0
Subtotal (Prisoner Victim Assault)		0	2	1	0	0	0	4	1	2	0	1	1	12
Non-Assault Based Critical Incidents														
Employee														
Accidental Death														0
Natural Death														0
Firearm Discharge														0
Chemical Agent Discharge (when reported as secondary e	2	1	1	1	1					1		1		8
Use of Force for Prisoner Control	4	2	2	1	4	1	4	4	7	2	5	7		43
Taser Deployment	2				1		1		1		2	1		8
Loss or Theft of Firearm, Chemical Agent or Ammo														0
Subtotal (Employee Non-Assault)	8	3	3	2	6	1	5	4	9	2	8	8		59
Prisoner														
Accidental Death														0
Natural Death		1		1						1				3
Other Death - Homicide														0
Escape														0
Escape Attempt														0
Drug Overdose			1	2	1	2	1	6	3	2	3	3		24
Suicide														0
Suicide Attempts / Self Injury														0
Subtotal (Prisoner Non-Assault)	0	1	1	3	1	2	1	6	4	2	3	3		27
Other														
Natural Disaster/Physical Plant			1	2	1	1	1	1	1	1				9
Riot/Disturbance/Demonstration														0
Hostage Incident														0
Visitor Related														0
Possession drug, weapon, contraband, smuggling														0
Subtotal ("Other")	0	0	1	2	1	1	1	1	1	1	0	0		9
Grand Total		8	6	6	7	8	4	11	13	16	5	13	12	109

Michigan Department of Corrections, Public Act 119 of 2023 Boilerplate Reporting
Critical Incident Reports, Section 706, January 1, 2023-December 31, 2023

Woodland Center Correctional Facility, 9036 E. M-36 Whitmore Lake, MI 48189

Incidents which occurred off duty.	JAN	FEB	MAR	APR	MAY	JUN	JUL	AUG	SEP	OCT	NOV	DEC	TOTAL
Assault Based Critical Incidents													
Employee Victim (includes contractual staff)													
Category I											1		1
Category II													0
Category III													0
Category IV			1										1
Category V	1	2	2	6	1		1	3	3	2		1	22
Category VI													0
Subtotal (Employee Victim Assault)	1	2	3	6	1	0	1	3	3	2	1	1	24
Prisoner Victim													
Category I									1				1
Category II													0
Category III													0
Category IV													0
Category V													0
Category VI													0
Subtotal (Prisoner Victim Assault)	0	0	0	0	0	0	0	0	1	0	0	0	1
Non-Assault Based Critical Incidents													
Employee													
Accidental Death													0
Natural Death													0
Firearm Discharge													0
Chemical Agent Discharge (when reported as secondary event)					1								1
Use of Force for Prisoner Control	20	18	17	17	23	15	37	32	31	14	14	15	253
Taser Deployment (when reported as secondary event)													0
Loss or Theft of Firearm, Chemical Agent or Ammo													0
Subtotal (Employee Non-Assault)	20	18	17	17	24	15	37	32	31	14	14	15	254
Prisoner													
Accidental Death	1												1
Natural Death												1	1
Other Death - Homicide													0
Escape													0
Escape Attempt													0
Drug Overdose	1						1				1	1	4
Suicide													0
Suicide Attempts / Self Injury	13	14	19	8	18	6	22	25	22	11	13	9	180
Subtotal (Prisoner Non-Assault)	15	14	19	8	18	6	23	25	22	11	14	11	186
Other													
Natural Disaster/Physical Plant	1		1				2					1	5
Riot/Disturbance/Demonstration													0
Hostage Incident													0
Visitor Related													0
Possession drug, weapon, contraband, smuggling													0
Subtotal ("Other")	1	0	1	0	0	0	2	0	0	0	0	1	5
Grand Total	37	34	40	31	43	21	63	60	57	27	29	28	470

Michigan Department of Corrections, Public Act 119 of 2023 Boilerplate Reporting
Critical Incident Reports, Section 706, January 1, 2023-December 31, 2023

Women's Huron Valley Correctional Facility, 3511 Bemis Road, Ypsilanti, MI 48197

Incidents which occurred off duty.	JAN	FEB	MAR	APR	MAY	JUN	JUL	AUG	SEP	OCT	NOV	DEC	TOTAL
Assault Based Critical Incidents													
Employee Victim (includes contractual staff)													
Category I													0
Category II													0
Category III													0
Category IV													0
Category V	1		1		2		1						5
Category VI													0
Subtotal (Employee Victim Assault)	1	0	1	0	2	0	1	0	0	0	0	0	5
Prisoner Victim													
Category I													0
Category II													0
Category III													0
Category IV			1			1							2
Category V					1			1					2
Category VI													0
Subtotal (Prisoner Victim Assault)	0	0	1	0	1	1	0	1	0	0	0	0	4
Non-Assault Based Critical Incidents													
Employee													
Accidental Death													0
Natural Death													0
Firearm Discharge													0
Chemical Agent Discharge (when reported as secondary event)		1				2					2		5
Use of Force for Prisoner Control	2	2	5	1	2	6	8	4		2	3	3	38
Taser Deployment (when reported as secondary event)			2	1		1	3			1			8
Loss or Theft of Firearm, Chemical Agent or Ammo													0
Subtotal (Employee Non-Assault)	2	4	7	2	2	9	11	4	0	3	5	3	52
Prisoner													
Accidental Death													0
Natural Death													0
Other Death - Homicide													0
Escape													0
Escape Attempt													0
Drug Overdose	1		1	2	1	5	6	1	1	1			19
Suicide													0
Suicide Attempts / Self Injury	1	1	1			1	1		1				6
Subtotal (Prisoner Non-Assault)	2	1	2	2	1	6	7	1	2	1	0	0	25
Other													
Natural Disaster/Physical Plant													0
Riot/Disturbance/Demonstration													0
Hostage Incident													0
Visitor Related							1			1			2
Possession drug, weapon, contraband, smuggling							1			1			2
Subtotal ("Other")	0	0	0	0	0	0	2	0	0	2	0	0	4
Grand Total	5	5	11	4	6	16	21	6	2	6	5	3	90