
MICHIGAN DEPARTMENT OF CORRECTIONS
2023 STATISTICAL REPORT

Gretchen Whitmer, Governor

Heidi Washington, Director
Michigan Department of Corrections

June 17, 2024
(See next page for a list of revisions and releases.)

Release History

- June 17, 2024 • Initial Release includes Sections D, G and H.
 - March 27, 2025 • Added Sections E and J.
 - April 30, 2025 • Added Section C.
 - May 5, 2025 • Added Section B.
-

2023 STATISTICAL REPORT

INTRODUCTION

Since the 2000 edition of the MDOC Statistical Report, bound paper copies have no longer been produced and distributed. Instead, these annual statistical reports are published only on the official MDOC web site on the Internet. The MDOC home page web address is <http://www.michigan.gov/corrections>, and the Statistical Reports are located under the *News & Publications* link.

The crime breakdowns in the core tables of the first three sections of the report, regarding felony court dispositions, prison commitments and prison population, are sorted by offense code rather than by crime frequency or maximum term. Since the sort order keeps sequential offense codes together, similar crimes that have identical maximum penalties are not consolidated. This level of detail provides much richer information than in the past.

However, the additional detail also makes the crime tables much longer; the reader must be careful to watch for related offense codes when attempting to examine the data for a particular type of crime. For example, several separate offense codes now appear for the crime of first degree criminal sexual conduct (750.520B--) in each crime table, because each code represents a specific characteristic of the offense.

Summary narrative reflecting on the Department's observations about what the data show has again been kept to a minimum, as the Department now produces a separate Annual Report for that purpose.

Section Overview

This report is divided into ten major sections (A-J).

- **Section A, Court Dispositions**, contains data on statewide felony court dispositions broken down by offense, sentencing jurisdiction, and type of disposition.
- **Section B, Prison Commitments**, provides prison intake data by the number and characteristics of new prisoners received by the Department.
- **Section C, Prisoner Population**, presents descriptions of Michigan's Correctional Facilities and statistics regarding the characteristics of the prisoner population.
- **Section D, Parole Board**, summarizes data on offender movement to parole and Parole Board activity and decisions, and examines the parole outcomes.
- **Section E, Probation and Parole Supervision**, contains data and information regarding the community supervision programs and functions of the Department's Field Operations Administration (FOA).
- **Section F, Department Operations**, contains data and information about a variety of Department programs and administrative functions/operations. Section F contains the following subsections:
 - *Prisoner Program, Disciplinary and Litigation Statistics*
 - *Michigan State Industries*
 - *Bureau of Health Care Services*
 - *Department Expenditures and Personnel Summaries*
- **Section G, Reserved for Future Use.**
- **Section H, Community Reentry Program and Electronic Monitoring**, brings the Residential Reentry Program and the Intensive Detention Reentry Program under the umbrella of Prisoner Reentry; along with Curfew, GPS, SCRAM and Remote Breath monitoring.
- **Section I, Special Alternative Incarceration Program (SAI)**, is administered by the Correctional Facilities Administration (CFA) with Cooper Street Correctional Facility serving administratively as the parent institution. SAI has been redesigned to operate under Prisoner Reentry principles.
- **Section J, Office of Community Corrections**, provides data regarding the utilization of community sanctions and services for pre-trial and felony offenders in order to reduce admissions to prison.

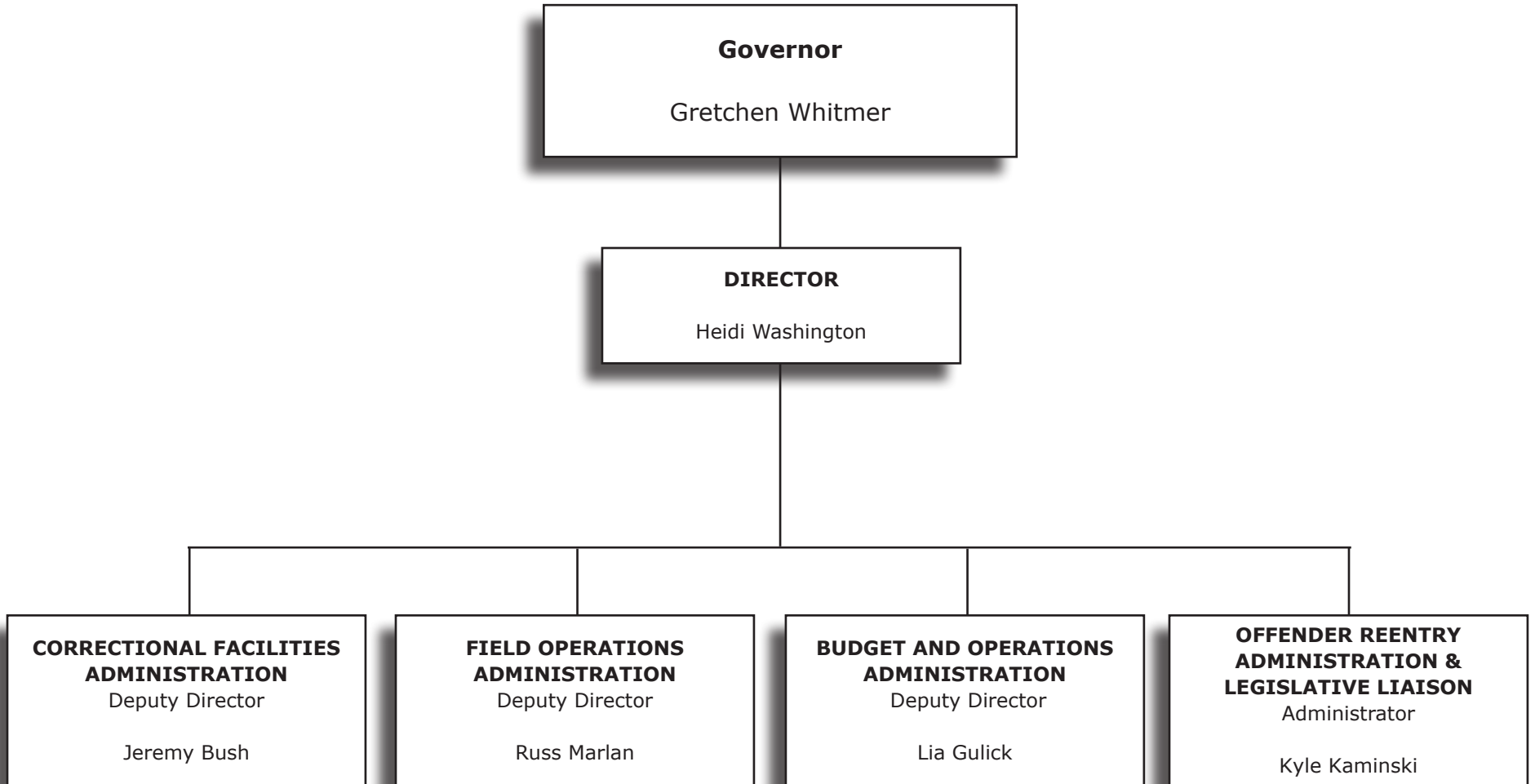
Table of Contents

INTRODUCTION.....	i
TABLE OF CONTENTS.....	ii
DEPARTMENT ORGANIZATIONAL CHART.....	v
A. COURT DISPOSITIONS.....	A- 1
A Statewide Prison Commitment Rates, 2012 - 2023.....	A- 2
A1 2023 Criminal Court Dispositions (Offenders) by FOA Territory, Region and County	
- All Offenses.....	A- 4
A1a - Non-Assaultive Offenses	A- 6
A1b - Drug Offenses	A- 8
A1c - Assaultive Offenses	A-10
A2 2023 Criminal Court Dispositions by Offense and Type of Disposition - All Offenses	A-12
A2a - Non-Assaultive Offenses	A-43
A2b - Drug Offenses	A-61
A2c - Assaultive Offenses	A-64
B. PRISON COMMITMENTS	B- 1
B1a Annual Prison Intake (<i>Excluding Additional Sentence Imposed</i>), 2009 - 2023.....	B- 2
B1b Reported Index Crimes and Prison Intake (<i>Excluding Additional Sentence Imposed</i>), 2016 - 2023	B- 3
B2 2023 Prison Commitments by Minimum Term Distribution (<i>Including Additional Sentence Imposed</i>) - All Offenses	B- 4
B2a - Non-Assaultive Offenses	B-21
B2b - Drug Offenses	B-28
B2c - Assaultive Offenses	B-30
B3 2023 Prison Commitments by Minimum Term Distribution for Women (<i>Including Additional Sentence Imposed</i>) - All Offenses	B-39
B4a Commitments by Age and Gender, 2004 - 2023	B-46
B4b 2023 Commitments by Age, Race and Gender	B-47
B5 2023 Commitments by Race and Gender	B-47
B5a Commitments by Race and Gender, 2004 - 2023.....	B-48
B6 Commitments by Type, 2004 - 2023	B-49
B7 Commitments by Major Crime Types, 2004 - 2023	B-50
C. PRISONER POPULATION	C- 1
Map of Correctional Facilities as of December 31, 2023	C- 2
2023 MDOC Facilities Listing and Facility Description.....	C- 3
C Net Operating Capacity by Security Level as of December 31, 2023	C-10
Ca Year-End Prison Population, 2009 - 2023	C-11
Cb Total Prison Population, Prison Commitments and Michigan Census, 1963 - 2023	C-12
Cc Trends in Prison Population, Prison Commitments and Michigan Census, 1963 - 2023	C-13
C1 2023 Total Prisoner Population by Minimum Term Distribution - All Offenses	C-14
C1a - Non-Assaultive Offenses	C-36
C1b - Drug Offenses	C-45
C1c - Assaultive Offenses	C-47
C2 2023 Total Prisoner Population by Minimum Term Distribution for Women - All Offenses	C-59
C3 2023 Age Breakdown of Prisoner Population by Location - Total Prisoner Population	C-69

	C3a - White Prisoner Population.....	C-71
	C3b - Non-White Prisoner Population.....	C-73
C4	2023 Prisoner Movement Summary, Institutions Only.....	C-75
C5	Prisoner Escapes from Secure DOC Custody, 2016 - 2023.....	C-76
D.	PAROLE BOARD	D- 1
D	Annual Movements to Parole, 2009 - 2023.....	D- 2
D1	Parole Board Activity, 2003 - 2023.....	D- 3
D1a	2023 Parole Board Actions.....	D- 4
D3	Three-Year Follow-Up Outcomes of Offenders Who Paroled in 2005 to 2020 by Year (Flat Three-Year Follow-Up Regardless of Parole Status).....	D- 5
E.	PROBATION AND PAROLE SUPERVISION.....	E- 1
	Map of Field Operations Administration Territories and Regions as of December 31, 2023 ...	E- 2
E1	Violations of Parole Supervision 2014 - 2023.....	E- 3
E2a	FY 2023 Field Operations Personnel Distributions.....	E- 4
E2b	FY 2023 Field Operations Funds Distribution.....	E- 4
E3a	2023 Field Operations Work Distribution - Investigations.....	E- 5
E3b	2023 Field Operations Work Distribution - Supervision.....	E- 5
E4	Number of Pre-Sentence Investigations, 2014 - 2023.....	E- 6
E5	Average Number of Parolees Supervised, 2014 - 2023.....	E- 7
E6	Average Number of Probationers Supervised, 2014 - 2023.....	E- 8
F.	DEPARTMENT OPERATIONS.....	F- 1
	PRISONER PROGRAM, DISCIPLINARY AND LITIGATION STATISTICS.....	F- 2
F1	2023 Prisoner Faith Preferences.....	F- 3
F2	Institutional Academic and Vocational Program Statistics, FY 2023.....	F- 4
F3a	2023 Prisoner Misconduct: Totals, Class I & II Charges.....	F- 5
F3b	2023 Prisoner Misconduct: Totals, Class I Charges.....	F- 6
F3c	2023 Prisoner Misconduct: Totals, Class II Charges.....	F- 7
F4	Litigation Statistics, 2019 - 2023.....	F- 8
	MICHIGAN STATE INDUSTRIES.....	F- 9
F5	MSI Seven-Year History of Total Sales and Net Margin, FY 2017 - 2023.....	F-10
F6	Comparison of Total Sales and Net Margin From Factory Operations, FY 2022 - 2023.....	F-11
F7	2023 Hourly Pay Schedule.....	F-12
	BUREAU OF HEALTH CARE SERVICES.....	F-13
F8	Health Care Expenditures Profile, FY 2014 - 2023.....	F-14
F9	Trend of Per Prisoner Health Care Expenditures Under Direct Control of MDOC, FY 2014 - 2023.....	F-15
	DEPARTMENT EXPENDITURES AND PERSONNEL SUMMARIES.....	F-16
F11	Gross Expenditures and Encumbrances Excluding Capital Outlay, FY 2023.....	F-17
F11a	Corrections Operating Expenditures, FY 2023.....	F-18
F12	Number of Employees as of December 31, 2023.....	F-19
F12a	Corrections Officers as of December 31, 2023.....	F-20
G.	RESERVED FOR FUTURE USE.....	G- 1

H.	COMMUNITY REENTRY PROGRAM AND ELECTRONIC MONITORING	H-1
H1	New Community Reentry Program Participants Monthly by Program Site	H- 2
H2	Community Reentry Program Terminations Monthly by Program Site	H- 3
H3	End of Month Community Reentry Program Populations by Program Site	H- 4
H4	New Curfew Monitoring Participants Monthly by Offender Type.....	H- 5
H4a	New GPS Monitoring Participants Monthly by Offender Type.....	H- 6
H4b	New Participant Totals Monthly by Monitoring Technology	H- 7
H5	Monthly Curfew Monitoring Terminations by Offender Type	H- 8
H5a	Monthly GPS Monitoring Terminations by Offender Type	H- 9
H5b	Monthly Termination Totals by Monitoring Technology	H-10
H6	End of Month Curfew Monitoring Populations by Offender Type.....	H-11
H6a	End of Month GPS Monitoring Populations by Offender Type.....	H-12
H6b	End of Month Population Totals by Monitoring Technology	H-13
I.	SPECIAL ALTERNATIVE INCARCERATION PROGRAM (SAI).....	I-1
I1	2023 SAI Prisoner Intake by Offense	I- 2
I2	2023 SAI Probationer Intake by Offense	I- 3
I3	2021 - 2023 Comparison of SAI Probationer Intake (By Field Operations Administration Territories).....	I- 4
I4	SAI Phase I Prisoner Program Performance, 2021 - 2023	I- 5
I5	SAI Phase I Probationer Program Performance, 2021 - 2023.....	I- 5
I6	SAI Phase I Prisoner Post-Program Performance, 1992 - 2023	I- 6
I7	SAI Phase I Prisoner Post-Program Performance, 1992 - 2020	I- 6
J.	OFFICE OF COMMUNITY CORRECTIONS (OCC).....	J-1
J1	Offenders Enrolled in P.A. 511 Community Corrections Programs, FY 2023	J- 2
J2	Grants Awarded, FY 2023	J- 3
J3	FY 2023 Probation Residential Services.....	J- 4

MICHIGAN DEPARTMENT OF CORRECTIONS
Organizational Chart
As of December 31, 2023



Prison Commitments

B

This section provides data on prison commitments and intake — the number and characteristics of prisoners receiving court commitments to the Department of Corrections (DOC).

The difference between commitments and intake is the exclusion of one category of commitments, called additional sentence imposed. Additional sentence imposed commitments are excluded from intake because rather than new offenders committed to the DOC, these are active prisoners who, while incarcerated receive an additional sentence, either because of a crime committed while incarcerated or because of later sentencing on a previously existing pending charge. Additional sentence imposed commitments do not represent additional prisoners but instead represent additional sentence time for known prisoners.

Tables B1a and **B1b** show prison intake, excluding additional sentence imposed commitments, which show the volume of new prisoners committed to the DOC. All of the other tables and charts in this section include the additional sentence imposed commitments and show characteristics of all court commitments to the DOC.

Tables B2 through **B2c** and **B3** report offenders with multiple sentences at the time of commitment as follows:

- The sentence with the longest minimum term was reported.
- If the minimum terms were of equal length, then the sentence with the longest maximum term was reported. (Minimum term is used as the first tie-breaker, since it represents the minimum penalty imposed by the judge based on the mitigating/aggravating facts of the offender’s current criminal activity, whereas the maximum term represents the Legislature’s statutory limitations on judicial discretion for the current criminal activity.)

Table B2 shows the prison commitments broken down by offense and minimum sentence. **Tables B2a** through **B2c** show the information in **Table B2** broken down by major crime categories (i.e., non-assaultive, drug and assaultive). **Table B3** shows female intake broken down by offense and minimum sentence.

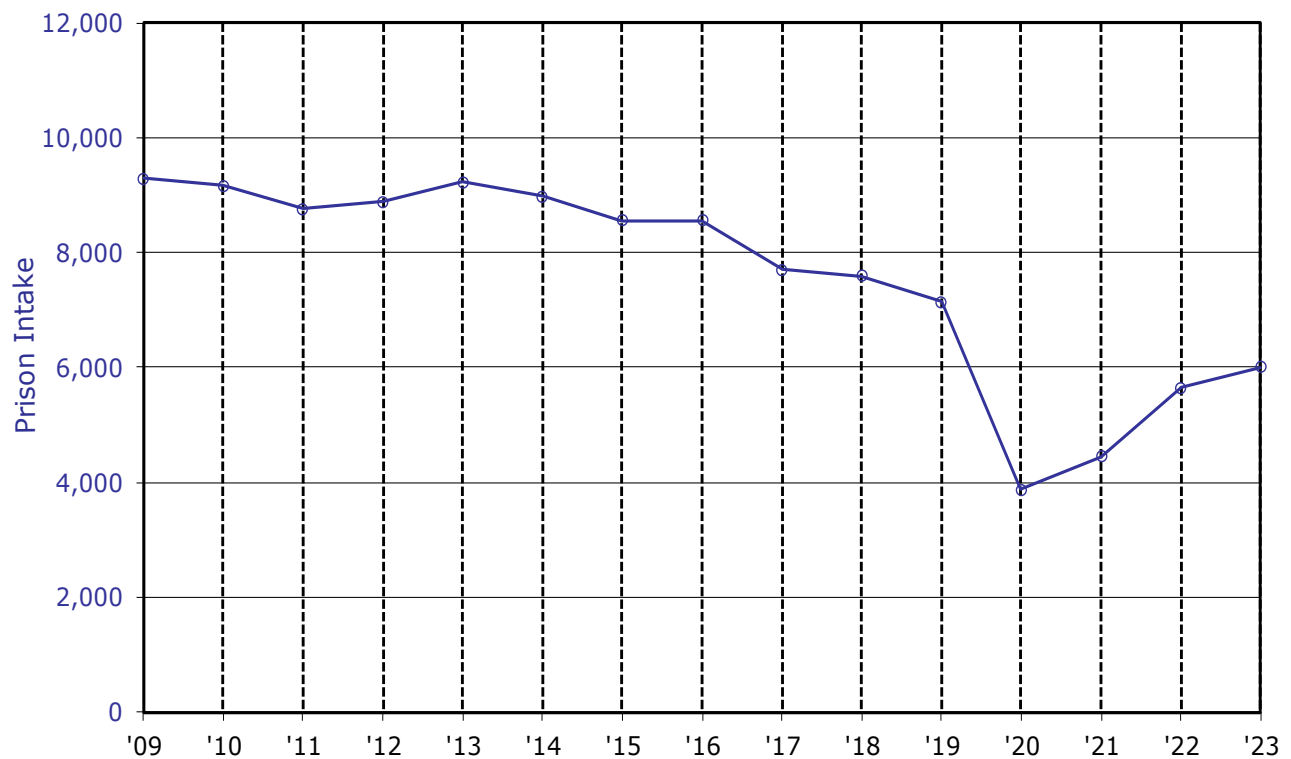
The offenses in **Tables B2** through **B2c** and in **Table B3** are sorted by Michigan Compiled Law (MCL) numbers and Prosecuting Attorney’s Coordinating Council (PACC) codes (the sort order used since 1999). Since this sort order keeps sequential codes together, similar crimes are not consolidated. This level of detail provides much richer information, but the reader must be careful to watch for related codes when attempting to examine the prison intake frequency and minimum term distribution for a particular type of crime. For example, several separate offense codes now appear for the crime of first degree criminal sexual conduct (750.520B--) because each code represents a specific characteristic of the offense.

Tables B4a through **B7** summarize commitments to prison broken down by various other characteristics — including age, race, gender, commitment type, and major crime type.

B1a Annual Prison Intake

*Excluding Additional Sentence Imposed
Calendar Years 2009 - 2023*

Year	Prison Intake	Numerical Change	Percent Change
2009	9,292	(423)	(4.4)
2010	9,159	(132)	(1.4)
2011	8,754	(405)	(4.4)
2012	8,880	126	1.4
2013	9,230	350	3.9
2014	8,968	(262)	(2.8)
2015	8,559	(409)	(4.6)
2016	8,084	(475)	(5.5)
2017	7,695	(389)	(4.8)
2018	7,592	(103)	(1.3)
2019	7,140	(452)	(6.0)
2020	3,866	(3,274)	(46.0)
2021	4,450	584	15.1
2022	5,644	1,194	26.8
2023	5,995	351	6.2

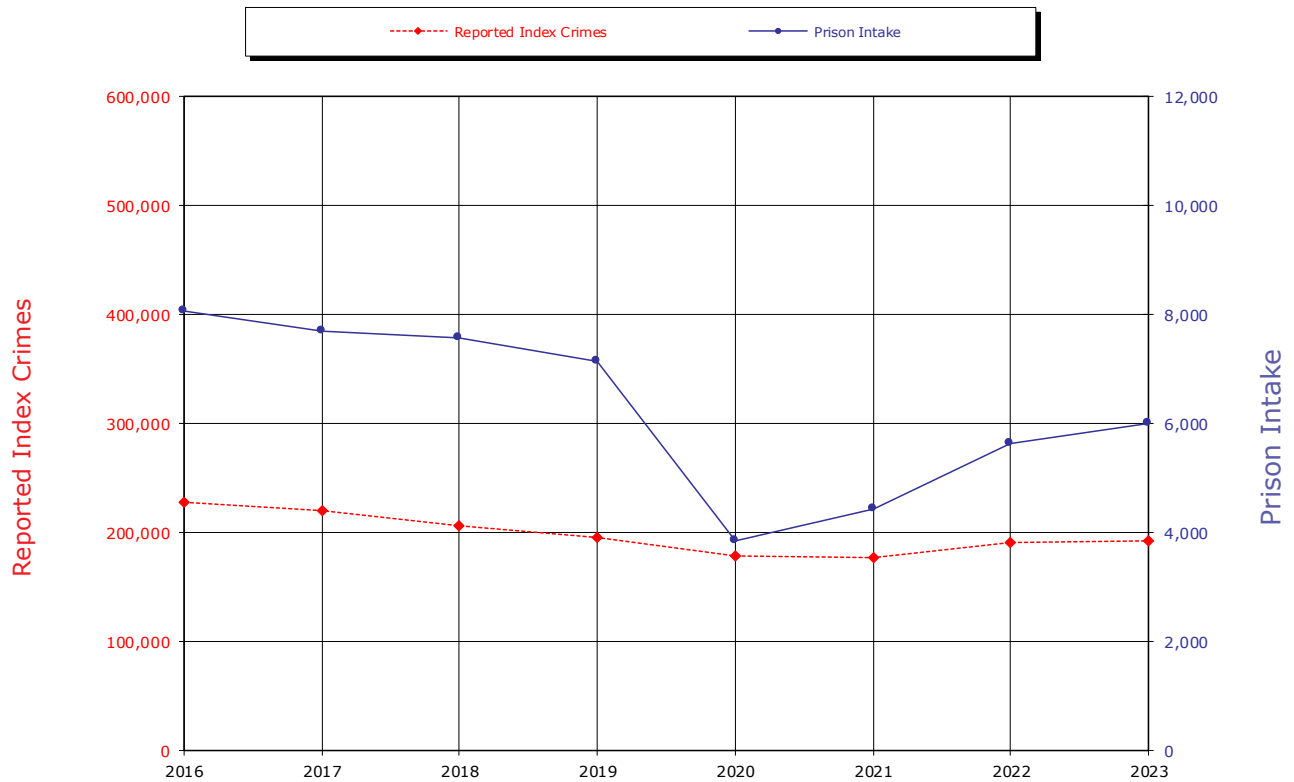


Source: Offender Management Network Information (OMNI)

B1b Reported Index Crimes and Prison Intake

*Excluding Additional Sentence Imposed
Calendar Years 2016 - 2023*

Year	Reported Index Crimes*	Prison Intake
2016	227,566	8,084
2017	220,640	7,695
2018	206,754	7,592
2019	195,516	7,140
2020	179,268	3,866
2021	177,824	4,450
2022	190,776	5,644
2023	192,105	5,995



*Index crimes include murder, rape (includes Forcible Sodomy and Sexual Assault with an Object), robbery, aggravated assault, burglary, larceny, motor vehicle theft and arson.

NOTE: The Michigan law enforcement agencies report the actual number of offenses.

Sources: Prison Intake: Offender Management Network Information (OMNI)
Reported Index Crimes: Michigan State Police

B2 2023 Commitments by Minimum Term Distribution – All Offenses

Includes Additional Sentence Imposed
Page 1 of 17

B - 4

Compiled Laws	Offense	Max. Penalty	TOTAL	.5	1	1.5	2	2.5	3	3.5	4	4.5	5	10	15	20	25	>25	LIFE	AVG
	GRAND TOTALS		7,015	75	573	1,308	1,662	435	535	201	255	96	350	754	258	156	154	116	87	4.7
	VIOLATIONS		6,797	55	525	1,239	1,619	425	522	195	252	95	347	753	257	156	154	116	87	4.8
	ATTEMPTS		218	20	48	69	43	10	13	6	3	1	3	1	1					1.6
28.729	Sex Offenders - Failure to Register	4 ATTEMPTS	6			6														1.3
28.7292	Sex Offenders - Failure to Comply w/ Duties	MISD ATTEMPTS	4		2	2														1.1
205.271C	Taxes - Make/Permit False Returns	5 ATTEMPTS	1			1														1.3
257.257	License Documents/Plates - Forgery	5 ATTEMPTS	1						1											3.0
257.602A2	Police Officer - Flee - 4th Degree (Vehicle Code)	2 ATTEMPTS	38	3	14	15	2	1	3											1.3
257.602A3-A	Police Officer - Fleeing - 3rd Degree - Vehicle Code	5 ATTEMPTS	114	1	11	34	31	17	8	3	4	1	4							2.0
257.602A4	Police Officer - Flee - Causing Serious Bodily Injury (Vehicle Code)	10 ATTEMPTS	37		5	7	6	4	5	2	3		2	3						2.7
257.617	Fail to Stop at Accident - Serious Impairment/Death	5 ATTEMPTS	19		2	8	4	1	1	1	1		1							2.0
257.6173	Fail to Stop at Accident - At Fault Death Result	15 ATTEMPTS	12				2	1	1		1	1		4	1	1				6.7
257.6254	Operating Vehicle Intoxicated, Causing Death	15 ATTEMPTS	45				5	6	6	3	4	4	4	12		1				4.6
257.6254A	Operating Vehicle Intoxicated, Causing Death	15 ATTEMPTS	5				1		1					3						4.7
257.6254B	Operating Vehicle Intoxicated, Causing Death to Emergency Person	20 ATTEMPTS	1						1											3.0
257.6254B-A	Operating with a High BAC Causing Death with a Prior Conviction	20 ATTEMPTS	1											1						8.0
257.6255-A	Operating Vehicle Intoxicated, Causing Serious Injury	5 ATTEMPTS	18		1	6	6	1	1	1	2									2.1
257.6255B	Operating with a High BAC Causing Serious Injury with a Prior Conviction	10 ATTEMPTS	2				1					1								3.1
257.6256D	Operating Vehicle Intoxicated, Contr. Sub. - 3rd Offense	5 ATTEMPTS	284	1	53	89	83	26	17	9	3		1	1			1			3.7
257.6257A2	Operating Vehicle Intoxicated, w/ Occupant <16 - 2nd+ Offense	5 ATTEMPTS	8			4	3			1										1.8
257.6263	Driving - Reckless - Causing Serious Impairment of Body Function	5 ATTEMPTS	4			2	1	1												1.7

NOTE: Be sure to check for related offense codes when examining a particular type of crime. They may or may not be in sequential order or even on the same page.

B2 2023 Commitments by Minimum Term Distribution – All Offenses

Includes Additional Sentence Imposed
 Page 2 of 17

B - 5

			TOTAL	.5	1	1.5	2	2.5	3	3.5	4	4.5	5	10	15	20	25	>25	LIFE	AVG
GRAND TOTALS			7,015	75	573	1,308	1,662	435	535	201	255	96	350	754	258	156	154	116	87	4.7
VIOLATIONS			6,797	55	525	1,239	1,619	425	522	195	252	95	347	753	257	156	154	116	87	4.8
ATTEMPTS			218	20	48	69	43	10	13	6	3	1	3	1	1					1.6
Compiled Laws	Offense	Max. Penalty																		
257.6264	Driving - Reckless - Causing Death	15 ATTEMPTS	26				3	3	5	2	5			7	1					4.6
257.9044	Operate - License Susp./Rev./Denied Causing Death	15 ATTEMPTS	11				1		2			1		7						5.8
257.9045	Operate - License Susp./Rev./Denied Causing Serious Injury	5 ATTEMPTS	4			2	2													1.6
324.811347	ORV - OUIL Cause Death	15 ATTEMPTS	1			1														1.3
333.28413	Concealing the Death of an Individual	5 ATTEMPTS	4			1	1			1	1									2.6
333.73413	Contr. Sub. - Imitation Mfg/ Distribution	2 ATTEMPTS	1		1															0.6
333.74012A1	Contr. Sub. - Del/Mfg 1,000+ Grams (Narc. or Cocaine)	LIFE ATTEMPTS	3						1				1					1		16.0
333.74012A2	Contr. Sub. - Del/Mfg 450 - 999 Grams (Narc. or Cocaine)	30 ATTEMPTS	3						1					1	1					8.0
333.74012A3	Contr. Sub. - Del/Mfg 50 - 449 Grams (Narc. or Cocaine)	20 ATTEMPTS	35			1	2	3	5	2	2	2	2	9	3	3	1			6.8
333.74012A4	Contr. Sub. - Del/Mfg Under 50 Grams (Narc. or Cocaine)	20 ATTEMPTS	2		2															1.0
333.74012A4	Contr. Sub. - Del/Mfg Under 50 Grams (Narc. or Cocaine)	20 ATTEMPTS	158		17	29	42	15	14	10	8		12	11						2.7
333.74012B-A	Contr. Sub. - Del/Mfg (Sched. 1-3) Except Marijuana	7 ATTEMPTS	6	1	3	1	1													1.2
333.74012B-A	Contr. Sub. - Del/Mfg (Sched. 1-3) Except Marijuana	7 ATTEMPTS	10		2	3	2	2			1									3.7
333.74012B1	Contr. Sub. - Del/Mfg Meth/Ecstasy	20 ATTEMPTS	397	1	5	17	41	21	74	18	24	21	32	122	18	1	2			14.6
333.74012B1	Contr. Sub. - Del/Mfg Meth/Ecstasy	20 ATTEMPTS	6	2		2	1							1						4.8
333.74012C-A	Contr. Sub. - Del/Mfg (Sched. 4)	4 ATTEMPTS	1				1													1.8
333.74012D3	Contr. Sub. - Del/Mfg Marijuana	4 ATTEMPTS	1				1													2.0
333.7401C2F	Contr. Sub. - Operate/Maintain Lab Involving Meth	20 ATTEMPTS	2			1			1											2.3
333.74022A	Contr. Sub. - Create/Del./Intent Counterfeit (Narcotic)	10 ATTEMPTS	1						1											3.0
333.74022E	Contr. Sub. - Create/Deliver Analogue	15 ATTEMPTS	29			2	6	5	4	4	2		5	1						3.1
333.74032A2	Contr. Sub. - Possess 450 - 999 Grams (Narcotic)	30 ATTEMPTS	1															1		28.5

NOTE: Be sure to check for related offense codes when examining a particular type of crime. They may or may not be in sequential order or even on the same page.

B2 2023 Commitments by Minimum Term Distribution – All Offenses

Includes Additional Sentence Imposed
 Page 3 of 17

B - G

GRAND TOTALS			TOTAL	.5	1	1.5	2	2.5	3	3.5	4	4.5	5	10	15	20	25	>25	LIFE	AVG
VIOLATIONS			7,015	75	573	1,308	1,662	435	535	201	255	96	350	754	258	156	154	116	87	4.7
ATTEMPTS			6,797	55	525	1,239	1,619	425	522	195	252	95	347	753	257	156	154	116	87	4.8
Compiled Laws	Offense	Max. Penalty	218	20	48	69	43	10	13	6	3	1	3	1	1					1.6
333.74032A3	Contr. Sub. - Possess 50 - 449 Grams (Narcotic)	20 ATTEMPTS	3								1			2						7.6
333.74032A4	Contr. Sub. - Possess 25 - 49 Grams (Narcotic)	4 ATTEMPTS	1		1															1.0
333.74032A5	Contr. Sub. - Possess <25 Grams (Narcotic)	4 ATTEMPTS	82	3	15	44	13	4	2		1									1.5
333.74032B-A	Contr. Sub. - Possess Analogues/Sched. 1-4	2 ATTEMPTS	1			1														1.1
333.74032B1	Contr. Sub. - Possess Methamphetamine	10 ATTEMPTS	10		1	6	2	1												1.6
333.7405D	Contr. Sub. - Maintain Drug House	2 ATTEMPTS	439	4	35	150	150	30	33	12	13	2	9	1						1.9
333.74071C	Contr. Sub. - Obtain by Fraud	4 ATTEMPTS	6		1	2	2		1											1.8
333.7407A1-A	Contr. Sub. - Attempt Felony	LIFE ATTEMPTS	5			4	1													1.3
333.74101-D1	Controlled Substance - Delivery Marijuana to Minor	8 ATTEMPTS	2			1	1													1.5
333.74102-A	Contr. Sub. - Deliver <50 Grams School Prop. (Narc/Cocaine)	60 ATTEMPTS	1				1													2.0
333.74104-F	Contr. Sub. - Possession on School/Library Prop. (Meth.)	20 ATTEMPTS	1						1											3.0
445.65	Identity Theft	5 ATTEMPTS	2			1								1						4.9
445.65B	Identity Theft - Third Offense	15 ATTEMPTS	7	1	2	1	2	1												1.5
445.67	Identity Theft - Obtain/Possess Transfer ID w/ Intent	5 ATTEMPTS	1											1						6.0
570.152	Contractor - Fraudulent Use of Building Contract Fund	3 ATTEMPTS	3		2	1														1.1
750.110	Breaking & Entering - Bldg. w/ Intent	15 ATTEMPTS	1				1													1.0
750.110-A	Breaking & Entering - Unoccupied Bldg. w/ Intent	10 ATTEMPTS	92		8	23	34	13	4	2	2	1	2	3						1.7
750.110A2	Home Invasion - 1st Degree	20 ATTEMPTS	9		1	5	3													2.1
			1		1															1.4
			76		1	1	6	3	6		8	4	7	35	3	2				1.0
																				6.3

NOTE: Be sure to check for related offense codes when examining a particular type of crime. They may or may not be in sequential order or even on the same page.

B2 2023 Commitments by Minimum Term Distribution – All Offenses

Includes Additional Sentence Imposed
 Page 4 of 17

B - 7

GRAND TOTALS			TOTAL	.5	1	1.5	2	2.5	3	3.5	4	4.5	5	10	15	20	25	>25	LIFE	AVG
VIOLATIONS			7,015	75	573	1,308	1,662	435	535	201	255	96	350	754	258	156	154	116	87	4.7
ATTEMPTS			6,797	55	525	1,239	1,619	425	522	195	252	95	347	753	257	156	154	116	87	4.8
Compiled Laws	Offense	Max. Penalty	218	20	48	69	43	10	13	6	3	1	3	1	1					1.6
750.110A3	Home Invasion - 2nd Degree	15 ATTEMPTS	95	1	5	5	26	14	15	4	8	4	5	8						3.0
750.110A4	Home Invasion - 3rd Degree	5 ATTEMPTS	44		2	17	13	6	3	1	1			1						1.9
750.111	Breaking & Entering - Entry w/o Breaking, w/ Intent	5 ATTEMPTS	6		1	1	3				1									2.0
750.116	Burglar's Tools - Possess	10 ATTEMPTS	11			4	7													1.6
			2			1	1													1.5
750.1227A	Witness - Bribe/Intimidate/Interfere	4 ATTEMPTS	1				1													1.9
750.1227B	Witness - Bribe/Intimidate/Interfere	10 ATTEMPTS	9			1	3	1		2		1	1							2.8
750.1227C	Witness - Intimidate/Threaten to Kill or Injure	15 ATTEMPTS	1						1											3.0
750.1228	Witness - Retaliate Against	10 ATTEMPTS	1					1												2.5
750.1313B2	Check - Non-Sufficient Funds, \$100 - <\$500 - 3rd+ Offense	2 ATTEMPTS	1			1														1.3
750.1313C	Check - Non-Sufficient Funds, \$500 or more	2 ATTEMPTS	1			1														1.5
750.131A1	Check - No Account	2 ATTEMPTS	2			2														1.2
750.136B2	Child Abuse - 1st Degree	15 ATTEMPTS	11						1		1	1		1	4	1	2			12.7
750.136B3	Child Abuse - 2nd Degree	4 ATTEMPTS	17		1	2	2	2		2			2	5	1					4.7
			8			2	3		1	2										2.3
750.136B4	Child Abuse - 3rd Degree	2 ATTEMPTS	4			3	1													1.4
750.136D1B	Child Abuse - 2nd Degree Committed in the Presence of Another Child	10 ATTEMPTS	1											1						6.5
750.145a	Children - Accost for Immoral Purposes	4 ATTEMPTS	10			4	4	2												1.8
750.145B-A	Children - Accost for Immoral Purposes - 2nd+ Offense	10 ATTEMPTS	1											1						5.6
750.145C2	Child Sexually Abusive Activity	20 ATTEMPTS	42				2	1	5	5	1	2	4	13	8	1				7.1

NOTE: Be sure to check for related offense codes when examining a particular type of crime. They may or may not be in sequential order or even on the same page.

B2 2023 Commitments by Minimum Term Distribution – All Offenses

Includes Additional Sentence Imposed
 Page 5 of 17

B - 8

			TOTAL	.5	1	1.5	2	2.5	3	3.5	4	4.5	5	10	15	20	25	>25	LIFE	AVG
GRAND TOTALS			7,015	75	573	1,308	1,662	435	535	201	255	96	350	754	258	156	154	116	87	4.7
VIOLATIONS			6,797	55	525	1,239	1,619	425	522	195	252	95	347	753	257	156	154	116	87	4.8
ATTEMPTS			218	20	48	69	43	10	13	6	3	1	3	1	1					1.6
Compiled Laws	Offense	Max. Penalty																		
750.145C2B	Child Sexually Abusive Activity Aggravated	25 ATTEMPTS	18			1			2	1		2		9	3					7.6
			1		1															1.5
750.145C3	Child Sexually Abusive Activity, Promote or Distribute	7 ATTEMPTS	7				2	2	1					1	1					6.6
750.145C3B	Child Sexually Abusive Activity, Aggravated Distribute/Promote	15 ATTEMPTS	8			1			1		2			3		1				5.3
750.145C4-A	Child Sexually Abusive Material, Possess	4 ATTEMPTS	7			2	4	1												3.6
750.145C4-A1	Child Sexually Abusive Material, Aggravated Possession	10 ATTEMPTS	40			1	4	5	2	6	4	1	6	10	1					4.6
			1				1													1.9
750.145D2E	Computer/Internet - Plan Crime w/ Other, Max 10 - <15 yrs	15 ATTEMPTS	1												1					15.0
750.145D2F	Computer/Internet - Plan Crime w/ Other, Max 15+ yrs	20 ATTEMPTS	2							1	1									3.5
750.145N1	Vulnerable Adult Abuse - 1st Degree	15 ATTEMPTS	1									1								4.5
750.145N2	Vulnerable Adult Abuse - 2nd Degree	4 ATTEMPTS	1				1													2.0
750.157N1	Financial Transaction Device - Steal/Retain w/o Consent	4 ATTEMPTS	12		1	3	3	2	2	1										2.0
750.157Q	Financial Transaction Device - Illegal Sale/Use	4 ATTEMPTS	7			4	2		1											1.7
750.157V	Financial Transaction Device - False ID	4 ATTEMPTS	1		1															1.0
750.159I1	Criminal Enterprise - Conduct	20 ATTEMPTS	29			3	5	3	5	1				4	7	1				4.2
			1			1														1.2
750.165	Child Support - Fail to Pay	4 ATTEMPTS	13		3	8	1				1									1.6
750.1744A	Embezzle - Agent or Trustee, \$1K - <\$20K	5 ATTEMPTS	5		1	2	1				1									1.8
750.1745A	Embezzle - Agent or Trustee, \$20K - <\$50K	10 ATTEMPTS	2			1	1													1.8
750.1745C	Embezzle - \$1K - <\$20K from Non-Profit or Charity	10 ATTEMPTS	1											1						6.7
750.1746	Embezzle - \$50K - <\$100K	15 ATTEMPTS	3				2			1										2.3

NOTE: Be sure to check for related offense codes when examining a particular type of crime. They may or may not be in sequential order or even on the same page.

B2 2023 Commitments by Minimum Term Distribution – All Offenses

Includes Additional Sentence Imposed
Page 6 of 17

B - 9

			TOTAL	.5	1	1.5	2	2.5	3	3.5	4	4.5	5	10	15	20	25	>25	LIFE	AVG
GRAND TOTALS			7,015	75	573	1,308	1,662	435	535	201	255	96	350	754	258	156	154	116	87	4.7
VIOLATIONS			6,797	55	525	1,239	1,619	425	522	195	252	95	347	753	257	156	154	116	87	4.8
ATTEMPTS			218	20	48	69	43	10	13	6	3	1	3	1	1					1.6
Compiled Laws	Offense	Max. Penalty																		
750.1747	Embezzlement - \$100K or More	15	7		1	1	1			1		1		2						4.2
	ATTEMPTS																			
750.174A4A	Embezzlement - From Vulnerable Adult, \$1K - <\$20K	5	1					1												2.5
	ATTEMPTS																			
750.174A7A	Embezzlement - From Vulnerable Adult, \$100K or More	20	2			1	1													1.6
	ATTEMPTS																			
750.186A	Escape - Juvenile Facility	4	1				1													1.9
	ATTEMPTS																			
750.193	Escape - Prison	5	1			1														1.5
	ATTEMPTS																			
750.197C	Escape - From Jail Through Violence or Assault Prison Employee	4	126	7	10	22	40	18	13	5	9		2							2.0
	ATTEMPTS		18	2	14	2														1.0
750.1993	Harboring Felons	4	1			1														1.5
	ATTEMPTS																			
750.199A	Bond - Abscond or Forfeit	4	6				5	1												2.0
	ATTEMPTS																			
750.204A	Explosives - Send w/ Intent to Frighten	5	1			1														1.5
	ATTEMPTS																			
750.204B	Explosives - Importing/ Manufacturing/Distributing/Storing	2	1					1												2.5
	ATTEMPTS																			
750.2072A	Explosives - Place Near Property	15	1							1										3.2
	ATTEMPTS																			
750.2091B	Explosives - Place w/ Intent to Injure, Cause Prop. Damage	20	1			1														1.2
	ATTEMPTS																			
750.209A	Explosives - Possess w/ Intent to Terrorize	10	1										1							5.0
	ATTEMPTS																			
750.211A2D	Explosives - Mfg/Possess Molotov Cocktail/Other w/ Serious Injury	LIFE	1											1						6.0
	ATTEMPTS																			
750.213	Extortion	20	3				1	1			1									2.5
	ATTEMPTS		1					1												2.5
750.2184A	False Pretenses - \$1K - <\$20K	5	7		1	3	3													1.5
	ATTEMPTS																			
750.2185A	False Pretenses - \$20K or More	10	4		1	1			2											2.0
	ATTEMPTS																			
750.2185B	False Pretenses - \$1K - <\$20K - 3rd+ Offense	10	1										1							4.8
	ATTEMPTS																			

NOTE: Be sure to check for related offense codes when examining a particular type of crime. They may or may not be in sequential order or even on the same page.

B2 2023 Commitments by Minimum Term Distribution – All Offenses

Includes Additional Sentence Imposed
Page 7 of 17

B - 10

			TOTAL	.5	1	1.5	2	2.5	3	3.5	4	4.5	5	10	15	20	25	>25	LIFE	AVG
GRAND TOTALS			7,015	75	573	1,308	1,662	435	535	201	255	96	350	754	258	156	154	116	87	4.7
VIOLATIONS			6,797	55	525	1,239	1,619	425	522	195	252	95	347	753	257	156	154	116	87	4.8
ATTEMPTS			218	20	48	69	43	10	13	6	3	1	3	1	1					1.6
Compiled Laws	Offense	Max. Penalty																		
750.2186A	False Pretenses - \$5K - <\$100K	15 ATTEMPTS	1			1														1.6
750.21871A	False Pretenses - \$100,000 or More	20 ATTEMPTS	1											1						1.5
750.2241-A	Weapons - Dangerous Weapon - Misc.	5 ATTEMPTS	3		1		2													1.6
750.224A	Weapons - Taser, Possession or Sale Taser	4 ATTEMPTS	1			1			1											1.7
750.224B	Weapons - Firearms, Short-Barrel Shotgun/Rifle	5 ATTEMPTS	2							1										2.2
750.224F	Weapons - Firearms, Possession by Felon	5 ATTEMPTS	1			1														1.3
750.224F6	Weapons - Ammunition - Possession by Felon	5 ATTEMPTS	144	1	21	38	45	12	12	3	4	1	3	4						2.0
750.226	Weapons - Dangerous Weapon, Carry w/ Unlawful Intent	5 ATTEMPTS	2		1															1.2
750.227	Weapons - Carry Concealed	5 ATTEMPTS	40		2	16	9	7	2		2		1	1						2.2
750.227B	Weapons - Felony Firearm	10 ATTEMPTS	1			1														1.7
750.227B-A	Weapons - Felony Firearm	2 ATTEMPTS	5		2		1			1			1							2.4
750.227B-A1	Weapons - Felony Firearm - Pneumatic Gun	2 ATTEMPTS	141	2	39	40	36	9	9	2	2		2							1.7
750.227B-B	Weapons - Felony Firearm - 2nd Offense	5 ATTEMPTS	1				1													2.0
750.227B-C	Weapons - Felony Firearm - 3rd Offense	10 ATTEMPTS	367				366						1							2.0
750.227C	Weapons - Firearms, Possess Loaded in Vehicle	2 ATTEMPTS	1			1														2.0
750.234A	Weapons - Firearms, Discharge from Vehicle	4 ATTEMPTS	42										42							5.0
750.234A1D	Weapons - Firearms, Discharge from Vehicle Causing Death	LIFE ATTEMPTS	5											5						10.0
750.234B	Weapons - Firearms, Discharge in/at Bldg.	4 ATTEMPTS	1			1														1.3
			16			2	4	1	1	1	2		3	2						3.4
			1											1						10.0
			43			1	6	6	4	1	2	4	9	9	1					9.1

NOTE: Be sure to check for related offense codes when examining a particular type of crime. They may or may not be in sequential order or even on the same page.

B2 2023 Commitments by Minimum Term Distribution – All Offenses

Includes Additional Sentence Imposed
 Page 8 of 17

TT - B

			TOTAL	.5	1	1.5	2	2.5	3	3.5	4	4.5	5	10	15	20	25	>25	LIFE	AVG	
GRAND TOTALS			7,015	75	573	1,308	1,662	435	535	201	255	96	350	754	258	156	154	116	87	4.7	
VIOLATIONS			6,797	55	525	1,239	1,619	425	522	195	252	95	347	753	257	156	154	116	87	4.8	
ATTEMPTS			218	20	48	69	43	10	13	6	3	1	3	1	1					1.6	
Compiled Laws	Offense	Max. Penalty																			
750.2373	Weapons - Firearms, Discharge OUIL Cause Impairment	5 ATTEMPTS	1			1															1.4
750.237A1	Weapon - Free School Zones, General Felony Violations	5 ATTEMPTS	1				1														2.0
750.248	Forgery	14 ATTEMPTS	4			1		2				1									2.6
			1				1														2.0
750.248A	Financial Transaction Device - Utter & Publish	4 ATTEMPTS	1					1													2.3
750.249	Utter & Publish	14 ATTEMPTS	26			13	10	2	1												1.7
			1			1															1.3
750.254	Utter & Publish - Possess Counterfeit Bank/State/Bills	5 ATTEMPTS	1			1															1.5
750.316	Homicide	LIFE ATTEMPTS	4																	4	
750.316-A	Homicide - Murder 1st Degree, Premeditated	LIFE ATTEMPTS	51															3	48		38.3
750.316-AJ	Murder - 1st Degree - Premeditated - Juvenile Defendant	LIFE ATTEMPTS	1																	1	
750.316-B	Homicide - Felony Murder	LIFE ATTEMPTS	22															2	20		40.0
750.316-BJ	Homicide - Felony Murder - Juvenile Defendant	LIFE ATTEMPTS	1															1			38.0
750.316-C	Homicide - Open Murder, Statutory Short Form	LIFE ATTEMPTS	14															2	12		42.5
750.317	Homicide - Murder 2nd Degree	LIFE ATTEMPTS	292						1				4	36	59	82	42	68			22.1
750.317A	Deliver Controlled Substance Cause Death	LIFE ATTEMPTS	6								2		1	2	1						6.8
750.321	Homicide - Manslaughter	15 ATTEMPTS	11					2			1		3	4			1				7.0
750.321-A	Homicide - Manslaughter, Statutory Short Form	15 ATTEMPTS	46						8		5		7	20	4	2					7.4
750.321-C	Homicide - Manslaughter, Involuntary	15 ATTEMPTS	22		1	2	3	1	4		1	2		6	1	1					5.2
750.321-E	Homicide - Manslaughter w/ Motor Vehicle	15 ATTEMPTS	1										1								4.8
			1				1														1.9

NOTE: Be sure to check for related offense codes when examining a particular type of crime. They may or may not be in sequential order or even on the same page.

B2 2023 Commitments by Minimum Term Distribution – All Offenses

Includes Additional Sentence Imposed
Page 9 of 17

B - 12

			TOTAL	.5	1	1.5	2	2.5	3	3.5	4	4.5	5	10	15	20	25	>25	LIFE	AVG
GRAND TOTALS			7,015	75	573	1,308	1,662	435	535	201	255	96	350	754	258	156	154	116	87	4.7
VIOLATIONS			6,797	55	525	1,239	1,619	425	522	195	252	95	347	753	257	156	154	116	87	4.8
ATTEMPTS			218	20	48	69	43	10	13	6	3	1	3	1	1					1.6
Compiled Laws	Offense	Max. Penalty																		
750.329	Homicide - Manslaughter, Death w/ Weapon, Aim w/o Malice	15 ATTEMPTS	4					1					3							4.3
750.335A2B	Aggravated Indecent Exposure	2 ATTEMPTS	8		3	1	1				2		1							2.3
750.335A2C	Indecent Exposure by Sexually Delinquent Person	LIFE ATTEMPTS	5	4									1							1.0
750.338A-B	Sexually Delinquent Person Notice Gross Indecency between Male & Female	LIFE ATTEMPTS	1						1											3.3
750.338B	Gross Indecency Between Male & Female, Commit/Procure	5 ATTEMPTS	1		1															0.7
750.349	Kidnapping	LIFE ATTEMPTS	3											1	1	1				13.5
750.349B	Unlawful Imprisonment	15 ATTEMPTS	27		1		2	1	2		1	1	3	14	1			1		7.6
750.350	Kidnapping - Child Enticement	LIFE ATTEMPTS	1			1							1							5.0
750.3562A	Larceny - \$20K or More	10 ATTEMPTS	9			3	1	1	3		1									2.4
750.3563A	Larceny - \$1K - <\$20K	5 ATTEMPTS	1			1														1.5
750.3563B	Larceny - \$200 - <\$1K - 2nd+ Offense	5 ATTEMPTS	30	1	4	13	7	3	2											1.6
750.356A1	Larceny - From Motor Vehicle	5 ATTEMPTS	1			1														1.3
750.356A2C1	Breaking & Entering - Vehicle/Semi-Trailer/House Trailer, \$1K - <\$20K	5 ATTEMPTS	2					2												2.4
750.356A3	Breaking & Entering - Vehicle Semi-Trailer/House Trailer, w/ Damage	5 ATTEMPTS	10	2	4	1	3													1.2
750.356C	Retail Fraud - 1st Degree	5 ATTEMPTS	1		1															1.0
750.357	Larceny from Person	10 ATTEMPTS	2			1			1											2.3
750.357B	Weapons - Firearms - Larceny	5 ATTEMPTS	6	1		2	1	2												1.5
750.360	Larceny in Building	4 ATTEMPTS	164	3	33	65	40	10	5	2	6									1.6
			4		1	2	1													1.3
			20		5		7		2	2		1	2	1						2.6
			1				1													2.0
			5			2			1				1	1						3.7
			35	1	4	18	8	1	2	1										1.6
			2		1	1														1.0

NOTE: Be sure to check for related offense codes when examining a particular type of crime. They may or may not be in sequential order or even on the same page.

B2 2023 Commitments by Minimum Term Distribution – All Offenses

Includes Additional Sentence Imposed
 Page 10 of 17

B - 13

GRAND TOTALS			TOTAL	.5	1	1.5	2	2.5	3	3.5	4	4.5	5	10	15	20	25	>25	LIFE	AVG
VIOLATIONS			7,015	75	573	1,308	1,662	435	535	201	255	96	350	754	258	156	154	116	87	4.7
ATTEMPTS			6,797	55	525	1,239	1,619	425	522	195	252	95	347	753	257	156	154	116	87	4.8
Compiled Laws	Offense	Max. Penalty	218	20	48	69	43	10	13	6	3	1	3	1	1					1.6
750.3622A	Larceny by Conversion, \$20K or More	10 ATTEMPTS	5			3	2													1.5
750.3622B	Larceny by Conversion, \$1K - <\$20K - 3rd+ Offense	10 ATTEMPTS	1					1												2.3
750.3623A	Larceny by Conversion, \$1K - <\$20K	5 ATTEMPTS	5		1		4													1.7
750.362A2A	Fail to Return Rented Property, \$20K or More	10 ATTEMPTS	3				2			1										2.1
750.3633A	Larceny by False Personation, \$1K - <\$20K	5 ATTEMPTS	2			2														1.3
750.377A1B1	Malicious Destruction Pers. Prop., \$1K - <\$20K	5 ATTEMPTS	8		2	2	2			2										1.8
750.377B	Malicious Destruction Fire/Police Property	4 ATTEMPTS	22			12	8	1						1						1.7
750.3802A	Malicious Destruction of Bldg., \$20K or More	10 ATTEMPTS	1					1												1.5
750.3803A	Malicious Destruction of Bldg., \$1K - <\$20K	5 ATTEMPTS	1					1												2.4
750.397	Mayhem	10 ATTEMPTS	8			1	4	1	1	1										2.3
750.411A1B	False Report of Felony	4 ATTEMPTS	1		1															1.0
750.411A3A	False Report/Threat of Bomb/Harmful Device	4 ATTEMPTS	6		1	3		1						1						2.3
750.411H2B	Stalking a Minor	5 ATTEMPTS	2			1	1													1.8
750.411i	Stalking - Aggravated	5 ATTEMPTS	1				1													1.6
750.411U	Gang Membership - Assoc/Member Commit/Attempt Felony	20 ATTEMPTS	42		3	9	19	4	3	2	1		1							2.0
750.413	Motor Vehicle - Unlawful Drive Away	5 ATTEMPTS	2			1	1													1.5
750.414	Motor Vehicle - Unlawful Use	2 ATTEMPTS	1											1						6.5
750.4152	Motor Vehicle - Conceal/Misrep. Identity to Mislead	4 ATTEMPTS	61	1	14	17	23	3	2				1							1.6
			4			4														1.3
			4			1	1	2												1.8
			1		1															1.0

NOTE: Be sure to check for related offense codes when examining a particular type of crime. They may or may not be in sequential order or even on the same page.

B2 2023 Commitments by Minimum Term Distribution – All Offenses

Includes Additional Sentence Imposed
 Page 11 of 17

B - 14

			TOTAL	.5	1	1.5	2	2.5	3	3.5	4	4.5	5	10	15	20	25	>25	LIFE	AVG
GRAND TOTALS			7,015	75	573	1,308	1,662	435	535	201	255	96	350	754	258	156	154	116	87	4.7
VIOLATIONS			6,797	55	525	1,239	1,619	425	522	195	252	95	347	753	257	156	154	116	87	4.8
ATTEMPTS			218	20	48	69	43	10	13	6	3	1	3	1	1					1.6
Compiled Laws	Offense	Max. Penalty																		
750.422-B	Perjury - Court Proceeding	15	1			1														1.1
	ATTEMPTS																			
750.4362A	Poisoning - Food/Drink/ Medicine/Water	15	1				1													2.0
	ATTEMPTS																			
750.455	Prostitution - Pandering	20																		
	ATTEMPTS		1						1											3.0
750.457	Prostitution - Accept Earnings	20	1										1							5.0
	ATTEMPTS																			
750.459	Prostitution - Transport Female (perhaps compel)	20	3				1		1	1										2.8
	ATTEMPTS																			
750.462B1	Human Trafficking - Threats of Physical Harm	10	1						1											3.0
	ATTEMPTS																			
750.462B2	Human Trafficking-Forced Labor Resulting in Injury/Commercial Sexual Activity	15	3								1			2						6.1
	ATTEMPTS																			
750.462EA	Human Trafficking - Minor for Commercial Sexual Activity	20	2				1				1									2.9
	ATTEMPTS																			
750.4792C2	Lying to Peace Officer - 4 Year or More Crime Investigation	2	2			1	1													1.8
	ATTEMPTS																			
750.479A2	Police Officer - Flee (Penal Code) 4th Degree	2	11		3	5	2	1												1.4
	ATTEMPTS																			
750.479A3	Police Officer - Flee (Penal Code) 3rd Degree	5	33		6	7	14	1	2		3									1.9
	ATTEMPTS																			
750.479A4-A	Police Officer - Flee (Penal Code) - 2nd Offense	10	12			1	1		4	1			2	3						3.9
	ATTEMPTS																			
750.479B1	Peace Officer - Disarming - Non-Firearm	4	1			1														1.2
	ATTEMPTS																			
750.479B2	Peace Officer - Disarming - Firearm	10	1							1										3.2
	ATTEMPTS		5				2		2						1					4.2
750.483A2B	Interfere w/ Crime Report Threat to Kill/Injure	10	3				1	1		1										2.5
	ATTEMPTS		1				1													1.7
750.483A6A	Tamper w/ Evidence	4	2		1		1													1.3
	ATTEMPTS																			
750.483A6B	Tamper w/ Evidence - Criminal Case Max >10 yr Term	10	3						1					2						5.4
	ATTEMPTS																			
750.505-A	Obstruction of Justice	5	1			1														1.3
	ATTEMPTS																			

NOTE: Be sure to check for related offense codes when examining a particular type of crime. They may or may not be in sequential order or even on the same page.

B2 2023 Commitments by Minimum Term Distribution – All Offenses

Includes Additional Sentence Imposed
 Page 12 of 17

B - 15

GRAND TOTALS			TOTAL	.5	1	1.5	2	2.5	3	3.5	4	4.5	5	10	15	20	25	>25	LIFE	AVG	
VIOLATIONS			7,015	75	573	1,308	1,662	435	535	201	255	96	350	754	258	156	154	116	87	4.7	
ATTEMPTS			6,797	55	525	1,239	1,619	425	522	195	252	95	347	753	257	156	154	116	87	4.8	
Max. Penalty			218	20	48	69	43	10	13	6	3	1	3	1	1						1.6
Compiled Laws	Offense	Max. Penalty																			
750.505-B	Accessory After the Fact to Felony	5 ATTEMPTS	5				5														2.0
750.50B	Animals - Killing/Torturing - Third Degree	4 ATTEMPTS	1						1												3.0
750.50B3	Animals-Killing/Torturing - 1st Degree	10 ATTEMPTS	1										1								5.0
750.50B4	Animals - Kill/Torture - Second Degree	7 ATTEMPTS	1			1															1.2
750.520B	CSC - 1st Degree - Multiple Variables	LIFE ATTEMPTS	50						1					9	15	9	10	6			18.0
750.520B1A	CSC - 1st Degree - Person Under 13	LIFE ATTEMPTS	34										3	7	15	6	2	1			13.7
750.520B1B	CSC - 1st Degree - Relationship	LIFE ATTEMPTS	45						2	1	2		1	14	12	6	4	3			13.7
750.520B1C	CSC - 1st Degree - During Felony	LIFE ATTEMPTS	14											3	2	5	3	1			17.5
750.520B1D	CSC - 1st Degree - Accomplices	LIFE ATTEMPTS	1												1						15.0
750.520B1E	CSC - 1st Degree - Weapon Used	LIFE ATTEMPTS	6											2		1	1	2			26.0
750.520B1F	CSC - 1st Degree - Personal Injury	LIFE ATTEMPTS	18				1						1	4	6	2	2	2			17.0
750.520B1H	CSC - 1st Degree - Mentally Disabled Relationship	LIFE ATTEMPTS	1							1											3.3
750.520B2B	CSC - 1st Degree - Person <13, Defendant 17+ yrs.	LIFE ATTEMPTS	2											1		1					13.9
750.520B2C	CSC - 1st Degree - Person <13, Defendant 17+ yrs - 2nd Offense	LIFE ATTEMPTS	73											2	1	3	60	6	1		25.0
750.520B2C	CSC - 1st Degree - Person <13, Defendant 17+ yrs - 2nd Offense	LIFE ATTEMPTS	1			1														1	1.2
750.520C	CSC - 2nd Degree - Multiple Variables	15 ATTEMPTS	12				3		3	1	1		1	2	1						4.3
750.520C1A	CSC - 2nd Degree - Person Under 13	15 ATTEMPTS	1																		1.5
750.520C1A	CSC - 2nd Degree - Person Under 13	15 ATTEMPTS	21			1	6	1	2	1			4	4	1	1					5.1
750.520C1B	CSC - 2nd Degree - Relationship	15 ATTEMPTS	2				1														2.6
750.520C1B	CSC - 2nd Degree - Relationship	15 ATTEMPTS	21			2	5	2	3	2	1	1	2	2	1						3.7
750.520C1C	CSC - 2nd Degree - During Felony	15 ATTEMPTS	3				1	1													2.8
750.520C1C	CSC - 2nd Degree - During Felony	15 ATTEMPTS	3				1				1			1							4.8

NOTE: Be sure to check for related offense codes when examining a particular type of crime. They may or may not be in sequential order or even on the same page.

B2 2023 Commitments by Minimum Term Distribution – All Offenses

Includes Additional Sentence Imposed
 Page 13 of 17

91 - B

			TOTAL	.5	1	1.5	2	2.5	3	3.5	4	4.5	5	10	15	20	25	>25	LIFE	AVG
GRAND TOTALS			7,015	75	573	1,308	1,662	435	535	201	255	96	350	754	258	156	154	116	87	4.7
VIOLATIONS			6,797	55	525	1,239	1,619	425	522	195	252	95	347	753	257	156	154	116	87	4.8
ATTEMPTS			218	20	48	69	43	10	13	6	3	1	3	1	1					1.6
Compiled Laws	Offense	Max. Penalty																		
750.520C1D	CSC - 2nd Degree - Accomplices	15 ATTEMPTS	1							1										3.2
750.520C1E	CSC - 2nd Degree - Weapon Used	15 ATTEMPTS	1											1						7.2
750.520C1F	CSC - 2nd Degree - Personal Injury	15 ATTEMPTS	16				2		8	2			3	1						3.6
750.520C1G	CSC - 2nd Degree - Injury to Incapacitated Victim	15 ATTEMPTS	1					1												2.4
750.520C1H	CSC - 2nd Degree - Mentally Disabled Relationship	15 ATTEMPTS	1									1								4.5
750.520C2B	CSC - 2nd Degree - Person <13, Defendant 17+ yrs.	15 ATTEMPTS	80		2	4	12	6	3	3	5	1	15	26	2			1		5.1
750.520D	CSC - 3rd Degree - Multiple Variables	15 ATTEMPTS	1																	2.9
750.520D1A	CSC - 3rd Degree - Person 13-15	15 ATTEMPTS	22				1	3	2		1		2	10	2	1				7.3
750.520D1B	CSC - 3rd Degree - Force/Coercion	15 ATTEMPTS	2										1							4.0
750.520D1C	CSC - 3rd Degree - Incapacitated Victim	15 ATTEMPTS	101		5	4	6	6	10	4	5	5	14	33	5	2	2			5.9
750.520D1D	CSC - 3rd Degree - Incest	15 ATTEMPTS	6		2	1	3													1.5
750.520D1E	CSC - 3rd Degree - Student	15 ATTEMPTS	58			2	5	3	8	1		2	6	25	2	3	1			6.6
750.520E	CSC - 4th Degree - Multiple Variables	2 ATTEMPTS	4			1	1		2											4.6
750.520E1A	CSC - 4th Degree - Force/Coercion	2 ATTEMPTS	11					1				1	1	4	2	1				7.8
750.520E1A-A	CSC - 4th Degree - Victim 13-16	2 ATTEMPTS	1						1											2.4
750.520E1B	CSC - 4th Degree - Incapacitated Victim	2 ATTEMPTS	17				1		1		2		1	11			1			7.4
750.520E1E-A	CSC - 4th Degree - Mental Health Professional	2 ATTEMPTS	2					1						1						6.3
750.520G1	CSC - Assault w/ Intent to Commit Sexual Penetration	10 ATTEMPTS	1					1												2.5
			21		6	8	3	1	3											1.6
			1	1																0.5
			3		1	2														2.4
			2			2														1.3
			2																	1.1
			1			1														1.1
			36		1	4	10	3	3	2	3		6	4						3.2

NOTE: Be sure to check for related offense codes when examining a particular type of crime. They may or may not be in sequential order or even on the same page.

B2 2023 Commitments by Minimum Term Distribution – All Offenses

Includes Additional Sentence Imposed
 Page 14 of 17

B - 17

GRAND TOTALS			TOTAL	.5	1	1.5	2	2.5	3	3.5	4	4.5	5	10	15	20	25	>25	LIFE	AVG
VIOLATIONS			7,015	75	573	1,308	1,662	435	535	201	255	96	350	754	258	156	154	116	87	4.7
ATTEMPTS			6,797	55	525	1,239	1,619	425	522	195	252	95	347	753	257	156	154	116	87	4.8
Compiled Laws	Offense	Max. Penalty	218	20	48	69	43	10	13	6	3	1	3	1	1					1.6
750.520G2	CSC - 2nd Degree Assault	5 ATTEMPTS	12		1	2	4	2	1	1				1						2.3
			1		1															1.0
750.529	Robbery - Armed	LIFE ATTEMPTS	133			1	9	2	9	6	6	7	12	42	27	5	3	4		8.6
			1				1													2.0
750.529-A	Robbery - Armed - Serious Injury	LIFE ATTEMPTS	6						1				1	3	1					7.4
750.529A	Carjacking	LIFE ATTEMPTS	30				1	1	2		4	2	5	8	5	1	1			7.6
			1					1												2.2
750.530	Robbery - Unarmed	15 ATTEMPTS	92		6	7	21	6	19	3	8	3	5	12	2					3.5
			2		1	1														1.2
750.531-A	Bank Robbery	LIFE ATTEMPTS	5		1		1	1				1		1						3.5
			1		1															1.0
750.531B	Safe Breaking	LIFE ATTEMPTS	7				1	1	2		1			2						4.3
750.5352A	Stolen Prop. - Receive & Conceal, \$20K or More	10 ATTEMPTS	4		1		2	1												1.9
750.5353A	Stolen Prop. - Receive & Conceal, \$1K - <\$20K	5 ATTEMPTS	23		5	9	5	3	1											1.6
			1			1														1.1
750.5353B	Stolen Prop. - Receive & Conceal, \$200 - <\$1K - 2nd+ Offense	5 ATTEMPTS	1			1														1.2
750.5357	Stolen Prop. - Receive & Conceal, Motor Vehicle	5 ATTEMPTS	40	1	8	13	12	3	3											1.6
			1		1															1.0
750.5358	Stolen Prop. - Receive & Conceal, Motor Vehicle - Second Offense	10 ATTEMPTS	1				1													2.0
			1			1														1.2
750.535A2	Motor Vehicles - Operate Chop Shop	10 ATTEMPTS	1						1											3.0
750.535B	Weapons - Firearms, Receive & Conceal	10 ATTEMPTS	6		1	2	3													1.5
750.539J2B	Capture/Distribute Image of Unclothed Person	5 ATTEMPTS	6			1	2	2		1										2.2
750.543K1B	Terrorism - Terrorist Acts - Provide Material Support	20 ATTEMPTS	1						1											3.0
750.543M	Terrorism - False Report or Threat	20 ATTEMPTS	6				1							4	1					7.5
			3				1	1					1							3.1
750.552B	Trespass - State Correctional Facility	4 ATTEMPTS	1								1									3.6

NOTE: Be sure to check for related offense codes when examining a particular type of crime. They may or may not be in sequential order or even on the same page.

B2 2023 Commitments by Minimum Term Distribution – All Offenses

Includes Additional Sentence Imposed
 Page 15 of 17

B - 18

GRAND TOTALS			TOTAL	.5	1	1.5	2	2.5	3	3.5	4	4.5	5	10	15	20	25	>25	LIFE	AVG
VIOLATIONS			7,015	75	573	1,308	1,662	435	535	201	255	96	350	754	258	156	154	116	87	4.7
ATTEMPTS			6,797	55	525	1,239	1,619	425	522	195	252	95	347	753	257	156	154	116	87	4.8
Compiled Laws	Offense	Max. Penalty	218	20	48	69	43	10	13	6	3	1	3	1	1					1.6
750.72	Arson - Dwelling House/ Curtilage	20 ATTEMPTS	4								1		1	1	1					13.4
750.731	Arson - Second Degree	20 ATTEMPTS	1					1												2.2
750.74	Arson - Personal Property, Over \$50	4 ATTEMPTS	10				1	1	1	2	1			2	1	1				14.0
750.751	Fourth Degree Arson	5 ATTEMPTS	6			2	2		1					1						2.6
750.791C1	Arson - Preparation to Burn Property, \$1K - <\$20K	4 ATTEMPTS	1				1													1.9
750.791C3	Arson - Preparation to Burn Property	5 ATTEMPTS	1				1													1.9
750.791D6	Arson - Preparation to Burn a Building	10 ATTEMPTS	1		1															1.0
750.814	Domestic Violence - 3rd Offense	2 ATTEMPTS	154		8	52	44	8	19	5	9		6	3						4.4
750.81A3	Domestic Violence, Aggravated - 2nd Offense	2 ATTEMPTS	1				1													2.0
750.81D1	Police Officer - Assault/Resist/Obstruct	2 ATTEMPTS	13		2	1	4	2		2		1	1							2.4
750.81D2	Police Officer - Assault/Resist/ Obstruct, Causing Injury	2 ATTEMPTS	154	4	19	70	33	7	11	2	5		1	2						1.7
750.81D3	Police Officer - Assault/Resist/ Obstruct, Serious Impairment	4 ATTEMPTS	26	1	5	7	7	4	2											1.7
750.81E2	Assaulting a Utility Company Employee or Contractor Causing Bodily Injury	15 ATTEMPTS	1					1												3.0
750.82	Felonious Assault	2 ATTEMPTS	1			1														2.5
750.83	Assault w/ Intent to Murder	4 ATTEMPTS	144	5	23	53	40	9	7	2	1		3	1						1.3
750.84	Assault w/ Intent to do Great Bodily Harm Less Than Murder	10 ATTEMPTS	5		1	3	1													1.3
750.85	Torture	LIFE ATTEMPTS	120					1	4	1	7		9	43	28	10	8	9		12.1
750.86	Assault w/ Intent to Maim	10 ATTEMPTS	1					1												2.5
			324		8	23	73	25	46	22	25	9	31	49	5		7	1		8.4
			33		1	13	9	2	2	2	2	1	1							2.1
			3											1	1	1				13.2
			2					1						1						4.3

NOTE: Be sure to check for related offense codes when examining a particular type of crime. They may or may not be in sequential order or even on the same page.

B2 2023 Commitments by Minimum Term Distribution – All Offenses

Includes Additional Sentence Imposed
 Page 16 of 17

B - 19

GRAND TOTALS			TOTAL	.5	1	1.5	2	2.5	3	3.5	4	4.5	5	10	15	20	25	>25	LIFE	AVG
VIOLATIONS			6,797	55	525	1,239	1,619	425	522	195	252	95	347	753	257	156	154	116	87	4.8
ATTEMPTS			218	20	48	69	43	10	13	6	3	1	3	1	1					1.6
Compiled Laws	Offense	Max. Penalty																		
750.88	Assault w/ Intent to Rob While Unarmed	15 ATTEMPTS	8		1		2	2	2		1									2.5
			1					1												2.3
750.89	Assault w/ Intent to Rob While Armed	LIFE ATTEMPTS	13						1	1	1	1	3	3	1	1		1		8.2
750.90A	Assault - Pregnant Individual, Miscarriage/Stillbirth w/ Intent	LIFE ATTEMPTS	1												1					15.0
752.1084	Organized Retail Crime	5 ATTEMPTS	7		1	1	1	1	3											4.4
752.7971D1	Computers - Fraudulent Access, \$20K or More	10 ATTEMPTS	1				1													1.9
752.7973C	Computers - Use to Commit Crime Max 2 yrs - <4 yrs	4 ATTEMPTS	1				1													2.0
752.7973D	Computers - Use to Commit Crime Max 4 yrs - <10 yrs	7 ATTEMPTS	6				3		2		1									2.6
752.7973E	Computers - Use to Commit Crime Max 10 yrs - <20 yrs	10 ATTEMPTS	2			1								1						4.6
752.7973F	Computers - Use to Commit Crime Max 20 yrs or More	20 ATTEMPTS	2								2									4.0
767A.91B	Prosecutor's Investigative Subpoena Perjury	LIFE ATTEMPTS	2										1	1						7.5
771.3F	Tampering with Electronic Monitoring Device	2 ATTEMPTS	12	1	2	5	2	2												1.5
800.2811	Prisons - Furnish Contraband to Prisoner in Prison	5 ATTEMPTS	1		1															1.0
800.2813	Prisons - Bring Contraband Into Prison	5 ATTEMPTS	2	1			1													1.2
800.2814	Prisons - Prisoner Possessing Contraband	5 ATTEMPTS	48	3	17	18	6	3	1											1.3
			19	5	7	7														0.8
800.2831	Prisons - Furnishing Weapon to Prisoner in Prison	5 ATTEMPTS	1							1										3.5
800.2834	Prisons - Prisoner Possessing Weapon	5 ATTEMPTS	145	1	35	80	22	4		1	2									1.3
			17	9	6	2														0.6
800.283A	Prisons - Furnish Cellphone to Prisoner	5 ATTEMPTS	2		2															1.0
801.2622	Jails - Prisoner Possess Weapon	5 ATTEMPTS	5		1	3			1											1.5

NOTE: Be sure to check for related offense codes when examining a particular type of crime. They may or may not be in sequential order or even on the same page.

B2 2023 Commitments by Minimum Term Distribution – All Offenses

Includes Additional Sentence Imposed

Page 17 of 17

			TOTAL	.5	1	1.5	2	2.5	3	3.5	4	4.5	5	10	15	20	25	>25	LIFE	AVG
GRAND TOTALS			7,015	75	573	1,308	1,662	435	535	201	255	96	350	754	258	156	154	116	87	4.7
VIOLATIONS			6,797	55	525	1,239	1,619	425	522	195	252	95	347	753	257	156	154	116	87	4.8
ATTEMPTS			218	20	48	69	43	10	13	6	3	1	3	1	1					1.6
Compiled Laws	Offense	Max. Penalty																		
801.262A2	Jails - Prisoner Possessing a Cell Phone	5 ATTEMPTS	2			1	1													3.2
801.2631	Jails - Furnish Contraband to Prisoner	5 ATTEMPTS	3		1	2														1.3
801.2632	Jails - Prisoner Possessing Contraband	5 ATTEMPTS	4			2	1	1												1.6

NOTES: Be sure to check for related offense codes when examining a particular type of crime. They may or may not be in sequential order or even on the same page.
 Largest minimum term is reported.
 When minimum terms exceed maximum penalties, that may be due to anomalies in criminal justice practices, habitualized offenses, database errors, etc.
 Each minimum term category is rounded up from the preceding category (for example, the ten-year category includes all minimums longer than five years up to exactly ten years).
 Minimum term averages are based on raw data (with life sentences excluded from the calculations).
 Source:Offender Management Network Information (OMNI)

B2a 2023 Commitments by Minimum Term Distribution – Non-Assaultive Offenses

Includes Additional Sentence Imposed
Page 1 of 7

B - 21

Compiled Laws	Offense	Max. Penalty	TOTAL	.5	1	1.5	2	2.5	3	3.5	4	4.5	5	10	15	20	25	>25	LIFE	AVG
	GRAND TOTALS		2,280	36	314	608	859	147	108	39	40	8	71	47	2	1				2.0
	VIOLATIONS		2,203	22	294	577	849	146	108	39	40	8	70	47	2	1				2.0
	ATTEMPTS		77	14	20	31	10	1					1							1.1
28.729	Sex Offenders - Failure to Register	4 ATTEMPTS	6			6														1.3
28.7292	Sex Offenders - Failure to Comply w/ Duties	MISD ATTEMPTS	4		2	2														1.1
205.271C	Taxes - Make/Permit False Returns	5 ATTEMPTS	1			1														1.3
257.257	License Documents/Plates - Forgery	5 ATTEMPTS	1						1											3.0
257.6256D	Operating Vehicle Intoxicated, Contr. Sub. - 3rd Offense	5 ATTEMPTS	284	1	53	89	83	26	17	9	3		1	1			1			3.7
257.6257A2	Operating Vehicle Intoxicated, w/ Occupant <16 - 2nd+ Offense	5 ATTEMPTS	8			4	3			1										1.8
333.28413	Concealing the Death of an Individual	5 ATTEMPTS	4			1	1			1	1									2.6
445.65	Identity Theft	5 ATTEMPTS	7	1	2	1	2	1												1.5
445.65B	Identity Theft - Third Offense	15 ATTEMPTS	1											1						6.0
445.67	Identity Theft - Obtain/Possess/Transfer ID w/ Intent	5 ATTEMPTS	3		2	1														1.1
570.152	Contractor - Fraudulent Use of Building Contract Fund	3 ATTEMPTS	1				1													1.7
750.110	Breaking & Entering - Bldg. w/ Intent	15 ATTEMPTS	92		8	23	34	13	4	2	2	1	2	3						2.1
750.110-A	Breaking & Entering - Unoccupied Bldg. w/ Intent	10 ATTEMPTS	9		1	5	3													1.4
750.110A3	Home Invasion - 2nd Degree	15 ATTEMPTS	1		1															1.0
750.110A4	Home Invasion - 3rd Degree	5 ATTEMPTS	95	1	5	5	26	14	15	4	8	4	5	8						3.0
750.111	Breaking & Entering - Entry w/o Breaking, w/ Intent	5 ATTEMPTS	44		2	17	13	6	3	1	1			1						1.9
750.116	Burglar's Tools - Possess	10 ATTEMPTS	6		1	1	3				1									2.0
750.1227A	Witness - Bribe/Intimidate/Interfere	4 ATTEMPTS	11			4	7													1.6
			2			1	1													1.5
			1				1													1.9

NOTE: Be sure to check for related offense codes when examining a particular type of crime. They may or may not be in sequential order or even on the same page.

B2a 2023 Commitments by Minimum Term Distribution – Non-Assaultive Offenses

Includes Additional Sentence Imposed
Page 2 of 7

B - 22

			TOTAL	.5	1	1.5	2	2.5	3	3.5	4	4.5	5	10	15	20	25	>25	LIFE	AVG
GRAND TOTALS			2,280	36	314	608	859	147	108	39	40	8	71	47	2	1				2.0
VIOLATIONS			2,203	22	294	577	849	146	108	39	40	8	70	47	2	1				2.0
ATTEMPTS			77	14	20	31	10	1					1							1.1
Compiled Laws	Offense	Max. Penalty																		
750.1313B2	Check - Non-Sufficient Funds, \$100 - <\$500 - 3rd+ Offense	2 ATTEMPTS	1			1														1.3
750.1313C	Check - Non-Sufficient Funds, \$500 or more	2 ATTEMPTS	1			1														1.5
750.131A1	Check - No Account	2 ATTEMPTS	2			2														1.2
750.157N1	Financial Transaction Device - Steal/Retain w/o Consent	4 ATTEMPTS	12		1	3	3	2	2	1										2.0
750.157Q	Financial Transaction Device - Illegal Sale/Use	4 ATTEMPTS	7			4	2		1											1.7
750.157V	Financial Transaction Device - False ID	4 ATTEMPTS	1		1															1.0
750.15911	Criminal Enterprise - Conduct	20 ATTEMPTS	29			3	5	3	5	1			4	7	1					4.2
750.165	Child Support - Fail to Pay	4 ATTEMPTS	13		3	8	1				1									1.2
750.1744A	Embezzle - Agent or Trustee, \$1K - <\$20K	5 ATTEMPTS	5		1	2	1				1									1.6
750.1745A	Embezzle - Agent or Trustee, \$20K - <\$50K	10 ATTEMPTS	2			1	1													1.8
750.1745C	Embezzle - \$1K - <\$20K from Non-Profit or Charity	10 ATTEMPTS	1											1						6.7
750.1746	Embezzle - \$50K - <\$100K	15 ATTEMPTS	3				2		1											2.3
750.1747	Embezzlement - \$100K or More	15 ATTEMPTS	7		1	1	1			1		1		2						4.2
750.174A4A	Embezzlement - From Vulnerable Adult, \$1K - <\$20K	5 ATTEMPTS	1					1												2.5
750.174A7A	Embezzlement - From Vulnerable Adult, \$100K or More	20 ATTEMPTS	2			1	1													1.6
750.186A	Escape - Juvenile Facility	4 ATTEMPTS	1				1													1.9
750.193	Escape - Prison	5 ATTEMPTS	1			1														1.5
750.1993	Harboring Felons	4 ATTEMPTS	1			1														1.5

NOTE: Be sure to check for related offense codes when examining a particular type of crime. They may or may not be in sequential order or even on the same page.

B2a 2023 Commitments by Minimum Term Distribution – Non-Assaultive Offenses

Includes Additional Sentence Imposed
Page 3 of 7

B - 23

			TOTAL	.5	1	1.5	2	2.5	3	3.5	4	4.5	5	10	15	20	25	>25	LIFE	AVG
GRAND TOTALS			2,280	36	314	608	859	147	108	39	40	8	71	47	2	1				2.0
VIOLATIONS			2,203	22	294	577	849	146	108	39	40	8	70	47	2	1				2.0
ATTEMPTS			77	14	20	31	10	1					1							1.1
Compiled Laws	Offense	Max. Penalty																		
750.199A	Bond - Abscond or Forfeit	4 ATTEMPTS	6				5	1												2.0
750.2184A	False Pretenses - \$1K - <\$20K	5 ATTEMPTS	7		1	3	3													1.5
750.2185A	False Pretenses - \$20K or More	10 ATTEMPTS	4		1	1			2											2.0
750.2185B	False Pretenses - \$1K - <\$20K - 3rd+ Offense	10 ATTEMPTS	1										1							4.8
750.2186A	False Pretenses - \$5K - <\$100K	15 ATTEMPTS	1				1													1.6
750.21871A	False Pretenses - \$100,000 or More	20 ATTEMPTS	1			1								1						1.5
750.2241-A	Weapons - Dangerous Weapon - Misc.	5 ATTEMPTS	3		1		2													8.3
750.224A	Weapons - Taser, Possession or Sale Taser	4 ATTEMPTS	1				1													1.6
750.224B	Weapons - Firearms, Short-Barrel Shotgun/Rifle	5 ATTEMPTS	2			1			1											1.7
750.224F	Weapons - Firearms, Possession by Felon	5 ATTEMPTS	1			1														2.2
750.224F6	Weapons - Ammunition - Possession by Felon	5 ATTEMPTS	40	1	2	16	9	7	2		2		1	1						2.2
750.226	Weapons - Dangerous Weapon, Carry w/ Unlawful Intent	5 ATTEMPTS	1				1						1							1.7
750.227	Weapons - Carry Concealed	5 ATTEMPTS	5		2		1			1			1							2.4
750.227B	Weapons - Felony Firearm	10 ATTEMPTS	141	2	39	40	36	9	9	2	2		2							1.7
750.227B-A	Weapons - Felony Firearm	2 ATTEMPTS	1				1													2.0
750.227B-A1	Weapons - Felony Firearm - Pneumatic Gun	2 ATTEMPTS	367				366						1							2.0
750.227B-A1	Weapons - Felony Firearm - Pneumatic Gun	2 ATTEMPTS	1				1													2.0
750.227B-B	Weapons - Felony Firearm - 2nd Offense	5 ATTEMPTS	42										42							5.0
750.227B-C	Weapons - Felony Firearm - 3rd Offense	10 ATTEMPTS	5											5						10.0

NOTE: Be sure to check for related offense codes when examining a particular type of crime. They may or may not be in sequential order or even on the same page.

B2a 2023 Commitments by Minimum Term Distribution – Non-Assaultive Offenses

Includes Additional Sentence Imposed
Page 4 of 7

B - 24

			TOTAL	.5	1	1.5	2	2.5	3	3.5	4	4.5	5	10	15	20	25	>25	LIFE	AVG
GRAND TOTALS			2,280	36	314	608	859	147	108	39	40	8	71	47	2	1				2.0
VIOLATIONS			2,203	22	294	577	849	146	108	39	40	8	70	47	2	1				2.0
ATTEMPTS			77	14	20	31	10	1					1							1.1
Compiled Laws	Offense	Max. Penalty																		
750.227C	Weapons - Firearms, Possess Loaded in Vehicle	2 ATTEMPTS	1			1														1.3
750.237A1	Weapon - Free School Zones, General Felony Violations	5 ATTEMPTS	1				1													2.0
750.248	Forgery	14 ATTEMPTS	4			1		2			1									2.6
750.248A	Financial Transaction Device - Utter & Publish	4 ATTEMPTS	1					1												2.0
750.249	Utter & Publish	14 ATTEMPTS	1					1												2.3
750.254	Utter & Publish - Possess Counterfeit Bank/State/Bills	5 ATTEMPTS	26			13	10	2	1											1.7
750.3562A	Larceny - \$20K or More	10 ATTEMPTS	1			1														1.3
750.3563A	Larceny - \$1K - <\$20K	5 ATTEMPTS	9			3	1	1	3		1									1.5
750.3563B	Larceny - \$200 - <\$1K - 2nd+ Offense	5 ATTEMPTS	1			1														2.4
750.356A1	Larceny - From Motor Vehicle	5 ATTEMPTS	30	1	4	13	7	3	2											1.6
750.356A2C1	Breaking & Entering - Vehide/Semi-Trailer/House Trailer; \$1K - <\$20K	5 ATTEMPTS	1			1														1.3
750.356A3	Breaking & Entering - Vehide Semi-Trailer/House Trailer, w/ Damage	5 ATTEMPTS	2					2												2.4
750.356C	Retail Fraud - 1st Degree	5 ATTEMPTS	10	2	4	1	3													1.2
750.357	Larceny from Person	10 ATTEMPTS	1		1															1.0
750.357B	Weapons - Firearms - Larceny	5 ATTEMPTS	2			1			1											2.3
750.360	Larceny in Building	4 ATTEMPTS	6	1		2	1	2												1.5
750.3622A	Larceny by Conversion, \$20K or More	10 ATTEMPTS	164	3	33	65	40	10	5	2	6									1.6
750.3622B	Larceny by Conversion, \$1K - <\$20K - 3rd+ Offense	10 ATTEMPTS	4		1	2	1													1.3
			20		5		7		2	2		1	2	1						2.6
			1				1													2.0
			5			2			1				1	1						3.7
			35	1	4	18	8	1	2	1										1.6
			2		1	1														1.0
			5			3	2													1.5
			1					1												2.3

NOTE: Be sure to check for related offense codes when examining a particular type of crime. They may or may not be in sequential order or even on the same page.

B2a 2023 Commitments by Minimum Term Distribution – Non-Assaultive Offenses

Includes Additional Sentence Imposed
 Page 5 of 7

B - 25

			TOTAL	.5	1	1.5	2	2.5	3	3.5	4	4.5	5	10	15	20	25	>25	LIFE	AVG
GRAND TOTALS			2,280	36	314	608	859	147	108	39	40	8	71	47	2	1				2.0
VIOLATIONS			2,203	22	294	577	849	146	108	39	40	8	70	47	2	1				2.0
ATTEMPTS			77	14	20	31	10	1					1							1.1
Compiled Laws	Offense	Max. Penalty																		
750.3623A	Larceny by Conversion, \$1K - <\$20K	5 ATTEMPTS	5		1		4													1.7
750.362A2A	Fail to Return Rented Property, \$20K or More	10 ATTEMPTS	3				2			1										2.1
750.3633A	Larceny by False Personation, \$1K - <\$20K	5 ATTEMPTS	2			2														1.3
750.377A1B1	Malicious Destruction Pers. Prop., \$1K - <\$20K	5 ATTEMPTS	8		2	2	2			2										1.8
750.3802A	Malicious Destruction of Bldg., \$20K or More	10 ATTEMPTS	1					1												2.4
750.3803A	Malicious Destruction of Bldg., \$1K - <\$20K	5 ATTEMPTS	8			1	4	1	1	1										2.3
750.411A1B	False Report of Felony	4 ATTEMPTS	6		1	3		1						1						2.3
750.411A3A	False Report/Threat of Bomb/ Harmful Device	4 ATTEMPTS	2			1	1													1.8
750.411U	Gang Membership - Assoc/Member Commit/Attempt Felony	20 ATTEMPTS	1											1						6.5
750.413	Motor Vehicle - Unlawful Drive Away	5 ATTEMPTS	61	1	14	17	23	3	2				1							1.6
750.414	Motor Vehicle - Unlawful Use	2 ATTEMPTS	4			1	1	2												1.3
750.4152	Motor Vehicle - Conceal/Misrep. Identity to Mislead	4 ATTEMPTS	4																	1.8
750.422-B	Perjury - Court Proceeding	15 ATTEMPTS	1			1														1.0
750.457	Prostitution - Accept Earnings	20 ATTEMPTS	1										1							5.0
750.4792C2	Lying to Peace Officer - 4 Year or More Crime Investigation	2 ATTEMPTS	2			1	1													1.8
750.483A6A	Tamper w/ Evidence	4 ATTEMPTS	2		1		1													1.3
750.483A6B	Tamper w/ Evidence - Criminal Case Max >10 yr Term	10 ATTEMPTS	3						1					2						5.4
750.505-A	Obstruction of Justice	5 ATTEMPTS	1			1														1.3

NOTE: Be sure to check for related offense codes when examining a particular type of crime. They may or may not be in sequential order or even on the same page.

B2a 2023 Commitments by Minimum Term Distribution – Non-Assaultive Offenses

Includes Additional Sentence Imposed
Page 6 of 7

B - 26

GRAND TOTALS			TOTAL	.5	1	1.5	2	2.5	3	3.5	4	4.5	5	10	15	20	25	>25	LIFE	AVG
VIOLATIONS			2,280	36	314	608	859	147	108	39	40	8	71	47	2	1				2.0
ATTEMPTS			2,203	22	294	577	849	146	108	39	40	8	70	47	2	1				2.0
Max. Penalty			77	14	20	31	10	1					1							1.1
Compiled Laws	Offense	Max. Penalty																		
750.505-B	Accessory After the Fact to Felony	5 ATTEMPTS	5				5													2.0
750.50B	Animals - Killing/Torturing - Third Degree	4 ATTEMPTS	1						1											3.0
750.50B3	Animals-Killing/Torturing-1st Degree	10 ATTEMPTS	1										1							5.0
750.50B4	Animals - Kill/Torture - Second Degree	7 ATTEMPTS	1			1														1.2
750.5352A	Stolen Prop. - Receive & Conceal, \$20K or More	10 ATTEMPTS	4		1		2	1												1.9
750.5353A	Stolen Prop. - Receive & Conceal, \$1K - <\$20K	5 ATTEMPTS	23		5	9	5	3	1											1.6
750.5353B	Stolen Prop. - Receive & Conceal, \$200 - <\$1K - 2nd+ Offense	5 ATTEMPTS	1			1														1.1
750.5357	Stolen Prop. - Receive & Conceal, Motor Vehicle	5 ATTEMPTS	40	1	8	13	12	3	3											1.6
750.5358	Stolen Prop. - Receive & Conceal, Motor Vehicle - Second Offense	10 ATTEMPTS	1				1													1.0
750.535A2	Motor Vehicles - Operate Chop Shop	10 ATTEMPTS	1			1				1										2.0
750.535B	Weapons - Firearms, Receive & Conceal	10 ATTEMPTS	1																	1.2
750.543M	Terrorism - False Report or Threat	20 ATTEMPTS	6		1	2	3													3.0
750.552B	Trespass - State Correctional Facility	4 ATTEMPTS	6				1	1					1	4	1					1.5
752.1084	Organized Retail Crime	5 ATTEMPTS	3																	7.5
752.7971D1	Computers - Fraudulent Access, \$20K or More	10 ATTEMPTS	1								1									3.1
752.7973C	Computers - Use to Commit Crime Max 2 yrs - <4 yrs	4 ATTEMPTS	1				1													3.6
752.7973D	Computers - Use to Commit Crime Max 4 yrs - <10 yrs	7 ATTEMPTS	7		1	1	1	1	3											4.4
752.7973E	Computers - Use to Commit Crime Max 10 yrs - <20 yrs	10 ATTEMPTS	1																	1.9
			1				1													2.0
			6				3		2		1									2.6
			2			1								1						4.6

NOTE: Be sure to check for related offense codes when examining a particular type of crime. They may or may not be in sequential order or even on the same page.

B2a 2023 Commitments by Minimum Term Distribution – Non-Assaultive Offenses

Includes Additional Sentence Imposed
 Page 7 of 7

B - 27

			TOTAL	.5	1	1.5	2	2.5	3	3.5	4	4.5	5	10	15	20	25	>25	LIFE	AVG
GRAND TOTALS			2,280	36	314	608	859	147	108	39	40	8	71	47	2	1				2.0
VIOLATIONS			2,203	22	294	577	849	146	108	39	40	8	70	47	2	1				2.0
ATTEMPTS			77	14	20	31	10	1					1							1.1
Compiled Laws	Offense	Max. Penalty																		
752.7973F	Computers - Use to Commit Crime Max 20 yrs or More	20 ATTEMPTS	2								2									4.0
767A.91B	Prosecutor's Investigative Subpoena Perjury	LIFE ATTEMPTS	2										1	1						7.5
771.3F	Tampering with Electronic Monitoring Device	2 ATTEMPTS	12	1	2	5	2	2												1.5
800.2811	Prisons - Furnish Contraband to Prisoner in Prison	5 ATTEMPTS	1		1															1.0
800.2813	Prisons - Bring Contraband Into Prison	5 ATTEMPTS	2	1			1													1.2
800.2814	Prisons - Prisoner Possessing Contraband	5 ATTEMPTS	48 19	3 5	17 7	18 7	6	3	1											1.3 0.8
800.2831	Prisons - Furnishing Weapon to Prisoner in Prison	5 ATTEMPTS	1							1										3.5
800.2834	Prisons - Prisoner Possessing Weapon	5 ATTEMPTS	145 17	1 9	35 6	80 2	22	4		1	2									1.3 0.6
800.283A	Prisons - Furnish Cellphone to Prisoner	5 ATTEMPTS	2		2															1.0
801.2622	Jails - Prisoner Possess Weapon	5 ATTEMPTS	5		1	3			1											1.5
801.262A2	Jails - Prisoner Possessing a Cell Phone	5 ATTEMPTS	2			1	1													3.2
801.2631	Jails - Furnish Contraband to Prisoner	5 ATTEMPTS	3		1	2														1.3
801.2632	Jails - Prisoner Possessing Contraband	5 ATTEMPTS	4			2	1	1												1.6

NOTES: Be sure to check for related offense codes when examining a particular type of crime. They may or may not be in sequential order or even on the same page.
 Largest minimum term is reported.
 When minimum terms exceed maximum penalties, that may be due to anomalies in criminal justice practices, habitualized offenses, database errors, etc.
 Each minimum term category is rounded up from the preceding category (for example, the ten-year category includes all minimums longer than five years up to exactly ten years).
 Minimum term averages are based on raw data (with life sentences excluded from the calculations).

Source: Offender Management Network Information (OMNI)

B2b 2023 Commitments by Minimum Term Distribution – Drug Offenses

Includes Additional Sentence Imposed

Page 1 of 2

B - 28

			TOTAL	.5	1	1.5	2	2.5	3	3.5	4	4.5	5	10	15	20	25	>25	LIFE	AVG
GRAND TOTALS			1,211	11	84	265	268	81	138	46	52	25	61	149	22	4	3	2		3.2
VIOLATIONS			1,188	8	77	259	263	81	137	46	52	25	61	148	22	4	3	2		3.2
ATTEMPTS			23	3	7	6	5		1					1						1.6
Compiled Laws	Offense	Max. Penalty																		
333.73413	Contr. Sub. - Imitation Mfg/ Distribution	2 ATTEMPTS	1		1															0.6
333.74012A1	Contr. Sub. - Del/Mfg 1,000+ Grams (Narc. or Cocaine)	LIFE ATTEMPTS	3						1				1					1		16.0
333.74012A2	Contr. Sub. - Del/Mfg 450 - 999 Grams (Narc. or Cocaine)	30 ATTEMPTS	3						1					1	1					8.0
333.74012A3	Contr. Sub. - Del/Mfg 50 - 449 Grams (Narc. or Cocaine)	20 ATTEMPTS	35 2			1 2	2	3	5	2	2	2	2	9	3	3	1			6.8 1.0
333.74012A4	Contr. Sub. - Del/Mfg Under 50 Grams (Narc. or Cocaine)	20 ATTEMPTS	158 6		17 3	29 1	42 1	15	14	10	8		12	11						2.7 1.2
333.74012B-A	Contr. Sub. - Del/Mfg (Sched. 1-3), Except Marijuana	7 ATTEMPTS	10		2	3	2	2			1									3.7
333.74012B1	Contr. Sub. - Del/Mfg Meth/Ecstasy	20 ATTEMPTS	397 6	1 2	5	17 2	41 1	21	74	18	24	21	32	122 1	18	1	2			14.6 4.8
333.74012C-A	Contr. Sub. - Del/Mfg (Sched. 4)	4 ATTEMPTS	1				1													1.8
333.74012D3	Contr. Sub. - Del/Mfg Marijuana	4 ATTEMPTS	1				1													2.0
333.7401C2F	Contr. Sub. - Operate/Maintain Lab Involving Meth	20 ATTEMPTS	2			1			1											2.3
333.74022A	Contr. Sub. - Create/Del./Intent Counterfeit (Narcotic)	10 ATTEMPTS	1						1											3.0
333.74022E	Contr. Sub. - Create/Deliver Analogue	15 ATTEMPTS	29			2	6	5	4	4	2		5	1						3.1
333.74032A2	Contr. Sub. - Possess 450 - 999 Grams (Narcotic)	30 ATTEMPTS	1															1		28.5
333.74032A3	Contr. Sub. - Possess 50 - 449 Grams (Narcotic)	20 ATTEMPTS	3 1		1						1			2						7.6 1.0
333.74032A4	Contr. Sub. - Possess 25 - 49 Grams (Narcotic)	4 ATTEMPTS	1		1															1.0
333.74032A5	Contr. Sub. - Possess <25 Grams (Narcotic)	4 ATTEMPTS	82 1	3	15	44 1	13	4	2		1									1.5 1.1
333.74032B-A	Contr. Sub. - Possess Analogues/Sched. 1-4	2 ATTEMPTS	10		1	6	2	1												1.6
333.74032B1	Contr. Sub. - Possess Methamphetamine	10 ATTEMPTS	439 6	4	35 1	150 2	150 2	30	33 1	12	13	2	9	1						1.9 1.8
333.7405D	Contr. Sub. - Maintain Drug House	2 ATTEMPTS	5			4	1													1.3
333.74071C	Contr. Sub. - Obtain by Fraud	4 ATTEMPTS	2			1	1													1.5

NOTE: Be sure to check for related offense codes when examining a particular type of crime. They may or may not be in sequential order or even on the same page.

B2b 2023 Commitments by Minimum Term Distribution – Drug Offenses

Includes Additional Sentence Imposed

Page 2 of 2

Compiled Laws	Offense	Max. Penalty
GRAND TOTALS		
VIOLATIONS		
ATTEMPTS		
333.7407A1-A	Contr. Sub. - Attempt Felony	LIFE ATTEMPTS
333.74101-D1	Controlled Sub. - Delivery Marijuana to Minor	8 ATTEMPTS
333.74102-A	Contr. Sub. - Deliver <50 Grams, School Prop. (Narc/Cocaine)	60 ATTEMPTS
333.74104-F	Contr. Sub. - Possession on School/Library Prop. (Meth.)	20 ATTEMPTS

TOTAL	.5	1	1.5	2	2.5	3	3.5	4	4.5	5	10	15	20	25	>25	LIFE	AVG
1,211	11	84	265	268	81	138	46	52	25	61	149	22	4	3	2		3.2
1,188	8	77	259	263	81	137	46	52	25	61	148	22	4	3	2		3.2
23	3	7	6	5		1					1						1.6
1				1													2.0
1				1													1.9
1						1											3.0
2			1								1						4.9

NOTES: Be sure to check for related offense codes when examining a particular type of crime. They may or may not be in sequential order or even on the same page.
 Largest minimum term is reported.
 When minimum terms exceed maximum penalties, that may be due to anomalies in criminal justice practices, habitualized offenses, database errors, etc.
 Each minimum term category is rounded up from the preceding category (for example, the ten-year category includes all minimums longer than five years up to exactly ten years).
 Minimum term averages are based on raw data (with life sentences excluded from the calculations).

Source: Offender Management Network Information (OMNI)

B2c 2023 Commitments by Minimum Term Distribution – Assaultive Offenses

Includes Additional Sentence Imposed
Page 1 of 9

B - 30

GRAND TOTALS			TOTAL	.5	1	1.5	2	2.5	3	3.5	4	4.5	5	10	15	20	25	>25	LIFE	AVG
VIOLATIONS			3,524	28	175	435	535	207	289	116	163	63	218	558	234	152	150	114	87	6.9
ATTEMPTS			3,406	25	154	403	507	198	277	110	160	62	216	558	233	152	150	114	87	7.1
Compiled Laws	Offense	Max. Penalty	118	3	21	32	28	9	12	6	3	1	2		1					2.0
257.602A2	Police Officer - Flee - 4th Degree(Vehicle Code)	2 ATTEMPTS	38	3	14	15	2	1	3											1.3
257.602A3-A	Police Officer - Fleeing - 3rd Degree (Vehicle Code)	5 ATTEMPTS	114	1	11	34	31	17	8	3	4	1	4							2.0
257.602A4	Police Officer - Flee - Causing Serious Bodily Injury (Vehicle Code)	10 ATTEMPTS	37		5	7	6	4	5	2	3		2	3						2.7
257.617	Fail to Stop at Accident - Serious Impairment/Death	5 ATTEMPTS	1		1															1.2
257.617	Fail to Stop at Accident - Serious Impairment/Death	5 ATTEMPTS	19		2	8	4	1	1	1	1		1							2.0
257.6173	Fail to Stop at Accident - At Fault Death Result	15 ATTEMPTS	12				2	1	1		1	1		4	1	1				6.7
257.6254	Operating Vehicle Intoxicated, Causing Death	15 ATTEMPTS	45				5	6	6	3	4	4	4	12		1				4.6
257.6254A	Operating Vehicle Intoxicated, Causing Death	15 ATTEMPTS	5				1		1					3						4.7
257.6254B	Operating Vehicle Intoxicated, Causing Death to Emergency Person	20 ATTEMPTS	1						1											3.0
257.6254B-A	Operating with a High BAC Causing Death with a Prior Conviction	20 ATTEMPTS	1											1						8.0
257.6255-A	Operating Vehicle Intoxicated, Causing Serious Injury	5 ATTEMPTS	18		1	6	6	1	1	1	2									2.1
257.6255B	Operating with a High BAC Causing Serious Injury with a Prior Conviction	10 ATTEMPTS	2				1					1								3.1
257.6263	Driving - Reckless - Causing Serious Impairment of Body Function	5 ATTEMPTS	4			2	1	1												1.7
257.6264	Driving - Reckless - Causing Death	15 ATTEMPTS	26				3	3	5	2	5			7	1					4.6
257.9044	Operate - License Susp./Rev./ Denied, Causing Death	15 ATTEMPTS	11				1		2			1		7						5.8
257.9045	Operate - License Susp./Rev./ Denied, Causing Serious Injury	5 ATTEMPTS	4			2	2													1.6
324.811347	ORV - OUIL Cause Death	15 ATTEMPTS	1			1														1.3
750.110A2	Home Invasion - 1st Degree	20 ATTEMPTS	76		1	1	6	3	6		8	4	7	35	3	2				6.3
750.1227B	Witness - Bribe/Intimidate/ Interfere	10 ATTEMPTS	9			1	3	1		2		1	1							2.8

NOTE: Be sure to check for related offense codes when examining a particular type of crime. They may or may not be in sequential order or even on the same page.

B2c 2023 Commitments by Minimum Term Distribution – Assaultive Offenses

Includes Additional Sentence Imposed
Page 2 of 9

B - 31

GRAND TOTALS			TOTAL	.5	1	1.5	2	2.5	3	3.5	4	4.5	5	10	15	20	25	>25	LIFE	AVG
VIOLATIONS			3,524	28	175	435	535	207	289	116	163	63	218	558	234	152	150	114	87	6.9
ATTEMPTS			3,406	25	154	403	507	198	277	110	160	62	216	558	233	152	150	114	87	7.1
Compiled Laws	Offense	Max. Penalty	118	3	21	32	28	9	12	6	3	1	2		1					2.0
750.1227C	Witness - Intimidate/Threaten to Kill or Injure	15 ATTEMPTS	1						1											3.0
750.1228	Witness - Retaliate Against	10 ATTEMPTS	1					1												2.5
750.136B2	Child Abuse - 1st Degree	15 ATTEMPTS	11						1		1	1		1	4	1	2			12.7
750.136B3	Child Abuse - 2nd Degree	4 ATTEMPTS	17		1	2	2	2		2			2	5	1					4.7
750.136B4	Child Abuse - 3rd Degree	2 ATTEMPTS	8			2	3		1	2										2.3
750.136D1B	Child Abuse - 2nd Degree Committed in the Presence of Another Child	2 ATTEMPTS	4			3	1													1.4
750.145a	Children - Accost for Immoral Purposes	10 ATTEMPTS	1											1						6.5
750.145B-A	Children - Accost for Immoral Purposes - 2nd+ Offense	4 ATTEMPTS	10			4	4	2												1.8
750.145C2	Child Sexually Abusive Activity	10 ATTEMPTS	1											1						5.6
750.145C2B	Child Sexually Abusive Activity Aggravated	20 ATTEMPTS	42				2	1	5	5	1	2	4	13	8	1				7.1
750.145C3	Child Sexually Abusive Activity, Promote or Distribute	25 ATTEMPTS	18				1		2	1		2		9	3					7.6
750.145C3B	Child Sexually Abusive Activity, Aggravated Distribute/Promote	7 ATTEMPTS	1		1															1.5
750.145C4-A	Child Sexually Abusive Material, Possess	15 ATTEMPTS	7			2	2	1					1	1						6.6
750.145C4-A1	Child Sexually Abusive Material, Aggravated Possession	4 ATTEMPTS	8				1		1		2		3		1					5.3
750.145D2E	Computer/Internet - Plan Crime w/ Other, Max 10 - <15 yrs	10 ATTEMPTS	7			2	4	1												3.6
750.145D2F	Computer/Internet - Plan Crime w/ Other, Max 15+ yrs	15 ATTEMPTS	40			1	4	5	2	6	4	1	6	10	1					4.6
750.145N1	Vulnerable Adult Abuse - 1st Degree	20 ATTEMPTS	1				1								1					1.9
750.145N2	Vulnerable Adult Abuse - 2nd Degree	15 ATTEMPTS	1													1				15.0
		4 ATTEMPTS	2							1	1									3.5
		15 ATTEMPTS	1									1								4.5
		4 ATTEMPTS	1				1													2.0

NOTE: Be sure to check for related offense codes when examining a particular type of crime. They may or may not be in sequential order or even on the same page.

B2c 2023 Commitments by Minimum Term Distribution – Assaultive Offenses

Includes Additional Sentence Imposed
Page 3 of 9

B - 32

GRAND TOTALS			TOTAL	.5	1	1.5	2	2.5	3	3.5	4	4.5	5	10	15	20	25	>25	LIFE	AVG	
VIOLATIONS			3,524	28	175	435	535	207	289	116	163	63	218	558	234	152	150	114	87	6.9	
ATTEMPTS			3,406	25	154	403	507	198	277	110	160	62	216	558	233	152	150	114	87	7.1	
Max. Penalty			118	3	21	32	28	9	12	6	3	1	2		1						2.0
Compiled Laws	Offense	Max. Penalty																			
750.197C	Escape - From Jail Through Violence or Assault Prison Employee	4 ATTEMPTS	126	7	10	22	40	18	13	5	9		2								2.0
			18	2	14	2															1.0
750.204A	Explosives - Send w/ Intent to Frighten	5 ATTEMPTS	1			1															1.5
750.204B	Explosives - Importing/ Manufacturing/Distributing/Storing	2 ATTEMPTS	1					1													2.5
750.2072A	Explosives - Place Near Property	15 ATTEMPTS	1							1											3.2
750.2091B	Explosives - Place w/ Intent to Injure, Cause Prop. Damage	20 ATTEMPTS	1			1															1.2
750.209A	Explosives - Possess w/ Intent to Terrorize	10 ATTEMPTS	1										1								5.0
750.211A2D	Explosives - Mfg/Possess Molotov Cocktail/Other w/ Serious Injury	LIFE ATTEMPTS	1											1							6.0
750.213	Extortion	20 ATTEMPTS	3				1	1			1										2.5
			1					1													2.5
750.234A	Weapons - Firearms, Discharge from Vehicle	4 ATTEMPTS	16			2	4	1	1	1	2		3	2							3.4
750.234A1D	Weapons - Firearms, Discharge from Vehicle Causing Death	LIFE ATTEMPTS	1											1							10.0
750.234B	Weapons - Firearms, Discharge in/at Bldg.	4 ATTEMPTS	43			1	6	6	4	1	2	4	9	9	1						9.1
750.2373	Weapons - Firearms, Discharge OUIL Cause Impairment	5 ATTEMPTS	1			1															1.4
750.316	Homicide	LIFE ATTEMPTS	4																	4	
750.316-A	Homicide - Murder 1st Degree, Premeditated	LIFE ATTEMPTS	51																3	48	38.3
750.316-AJ	Murder - 1st Degree - Premeditated - Juvenile Defendant	LIFE ATTEMPTS	1																	1	
750.316-B	Homicide - Felony Murder	LIFE ATTEMPTS	22																2	20	40.0
750.316-BJ	Homicide - Felony Murder - Juvenile Defendant	LIFE ATTEMPTS	1																1		38.0
750.316-C	Homicide - Open Murder, Statutory Short Form	LIFE ATTEMPTS	14																2	12	42.5

NOTE: Be sure to check for related offense codes when examining a particular type of crime. They may or may not be in sequential order or even on the same page.

B2c 2023 Commitments by Minimum Term Distribution – Assaultive Offenses

Includes Additional Sentence Imposed
Page 4 of 9

B - 33

GRAND TOTALS			TOTAL	.5	1	1.5	2	2.5	3	3.5	4	4.5	5	10	15	20	25	>25	LIFE	AVG
VIOLATIONS			3,524	28	175	435	535	207	289	116	163	63	218	558	234	152	150	114	87	6.9
ATTEMPTS			3,406	25	154	403	507	198	277	110	160	62	216	558	233	152	150	114	87	7.1
Compiled Laws	Offense	Max. Penalty	118	3	21	32	28	9	12	6	3	1	2		1					2.0
750.317	Homicide - Murder 2nd Degree	LIFE ATTEMPTS	292						1				4	36	59	82	42	68		22.1
750.317A	Deliver Controlled Substance Cause Death	LIFE ATTEMPTS	6							2			1	2	1					6.8
750.321	Homicide - Manslaughter	15 ATTEMPTS	11					2		1			3	4			1			7.0
750.321-A	Homicide - Manslaughter, Statutory Short Form	15 ATTEMPTS	46					8		5			7	20	4	2				7.4
750.321-C	Homicide - Manslaughter, Involuntary	15 ATTEMPTS	22		1	2	3	1	4		1	2		6	1	1				5.2
750.321-E	Homicide - Manslaughter w/ Motor Vehicle	15 ATTEMPTS	1										1							4.8
750.329	Homicide - Manslaughter, Death w/ Weapon, Aim w/o Malice	15 ATTEMPTS	1				1													1.9
750.329	Homicide - Manslaughter, Death w/ Weapon, Aim w/o Malice	15 ATTEMPTS	4					1						3						4.3
750.335A2B	Aggravated Indecent Exposure	2 ATTEMPTS	8		3	1	1				2		1							2.3
750.335A2C	Indecent Exposure by Sexually Delinquent Person	LIFE ATTEMPTS	5	4									1							1.0
750.338A-B	Sexually Delinquent Person Notice Gross Indecency between Male & Female	LIFE ATTEMPTS	1							1										3.3
750.338B	Gross Indecency Between Male & Female, Commit/Procure	5 ATTEMPTS	1		1															0.7
750.349	Kidnapping	LIFE ATTEMPTS	3											1	1	1				13.5
750.349B	Unlawful Imprisonment	15 ATTEMPTS	27		1		2	1	2		1	1	3	14	1			1		7.6
750.350	Kidnapping - Child Enticement	LIFE ATTEMPTS	1			1														1.3
750.350	Kidnapping - Child Enticement	LIFE ATTEMPTS	1						1											5.0
750.377B	Malicious Destruction Fire/ Police Property	4 ATTEMPTS	1											1						2.8
750.377B	Malicious Destruction Fire/ Police Property	4 ATTEMPTS	22			12	8	1						1						1.7
750.397	Mayhem	10 ATTEMPTS	1		1															1.5
750.397	Mayhem	10 ATTEMPTS	1		1															1.0
750.411H2B	Stalking a Minor	5 ATTEMPTS	1				1													1.6
750.411i	Stalking - Aggravated	5 ATTEMPTS	42		3	9	19	4	3	2	1		1							2.0
750.411i	Stalking - Aggravated	5 ATTEMPTS	2			1	1													1.5

NOTE: Be sure to check for related offense codes when examining a particular type of crime. They may or may not be in sequential order or even on the same page.

B2c 2023 Commitments by Minimum Term Distribution – Assaultive Offenses

Includes Additional Sentence Imposed

Page 5 of 9

B - 34

			TOTAL	.5	1	1.5	2	2.5	3	3.5	4	4.5	5	10	15	20	25	>25	LIFE	AVG
GRAND TOTALS			3,524	28	175	435	535	207	289	116	163	63	218	558	234	152	150	114	87	6.9
VIOLATIONS			3,406	25	154	403	507	198	277	110	160	62	216	558	233	152	150	114	87	7.1
ATTEMPTS			118	3	21	32	28	9	12	6	3	1	2		1					2.0
Compiled Laws	Offense	Max. Penalty																		
750.4362A	Poisoning - Food/Drink/Medicine/ Water	15 ATTEMPTS	1				1													2.0
750.455	Prostitution - Pandering	20 ATTEMPTS	1						1											3.0
750.459	Prostitution - Transport Female (perhaps compel)	20 ATTEMPTS	3				1		1	1										2.8
750.462B1	Human Trafficking - Threats of Physical Harm	10 ATTEMPTS	1						1											3.0
750.462B2	Human Trafficking-Forced Labor Resulting in Injury/Commercial Sexual Activity	15 ATTEMPTS	3								1			2						6.1
750.462EA	Human Trafficking - Minor for Commercial Sexual Activity	20 ATTEMPTS	2				1				1									2.9
750.479A2	Police Officer - Flee (Penal Code) 4th Degree	2 ATTEMPTS	11		3	5	2	1												1.4
750.479A3	Police Officer - Flee (Penal Code) 3rd Degree	5 ATTEMPTS	33		6	7	14	1	2		3									1.9
750.479A4-A	Police Officer - Flee (Penal Code) - 2nd Offense	10 ATTEMPTS	12			1	1		4	1			2	3						3.9
750.479B1	Peace Officer - Disarming - Non-Firearm	4 ATTEMPTS	1			1														1.2
750.479B2	Peace Officer - Disarming - Firearm	10 ATTEMPTS	5				2		2	1					1					3.2
750.483A2B	Interfere w/ Crime Report Threat to Kill/Injure	10 ATTEMPTS	3 1				1 1	1		1										2.5 1.7
750.520B	CSC - 1st Degree - Multiple Variables	LIFE ATTEMPTS	50						1					9	15	9	10	6		18.0
750.520B1A	CSC - 1st Degree - Person Under 13	LIFE ATTEMPTS	34										3	7	15	6	2	1		13.7
750.520B1B	CSC - 1st Degree - Relationship	LIFE ATTEMPTS	45						2	1	2		1	14	12	6	4	3		13.7
750.520B1C	CSC - 1st Degree - During Felony	LIFE ATTEMPTS	14											3	2	5	3	1		17.5
750.520B1D	CSC - 1st Degree - Accomplices	LIFE ATTEMPTS	1												1					15.0
750.520B1E	CSC - 1st Degree - Weapon Used	LIFE ATTEMPTS	6											2		1	1	2		26.0

NOTE: Be sure to check for related offense codes when examining a particular type of crime. They may or may not be in sequential order or even on the same page.

B2c 2023 Commitments by Minimum Term Distribution – Assaultive Offenses

Includes Additional Sentence Imposed
Page 6 of 9

B - 35

GRAND TOTALS			TOTAL	.5	1	1.5	2	2.5	3	3.5	4	4.5	5	10	15	20	25	>25	LIFE	AVG
VIOLATIONS			3,524	28	175	435	535	207	289	116	163	63	218	558	234	152	150	114	87	6.9
ATTEMPTS			3,406	25	154	403	507	198	277	110	160	62	216	558	233	152	150	114	87	7.1
Compiled Laws	Offense	Max. Penalty	118	3	21	32	28	9	12	6	3	1	2		1					2.0
750.520B1F	CSC - 1st Degree - Personal Injury	LIFE ATTEMPTS	18				1						1	4	6	2	2	2		17.0
			1							1										3.3
750.520B1H	CSC - 1st Degree - Mentally Disabled Relationship	LIFE ATTEMPTS	2											1		1				13.9
750.520B2B	CSC - 1st Degree - Person <13, Defendant 17+ yrs.	LIFE ATTEMPTS	73											2	1	3	60	6	1	25.0
			1			1														1.2
750.520B2C	CSC - 1st Degree - Person <13, Defendant 17+ yrs - 2nd Offense	LIFE ATTEMPTS	1																	1
750.520C	CSC - 2nd Degree - Multiple Variables	15 ATTEMPTS	12				3		3	1	1		1	2	1					4.3
			1			1														1.5
750.520C1A	CSC - 2nd Degree - Person Under 13	15 ATTEMPTS	21			1	6	1	2	1			4	4	1	1				5.1
			2				1			1										2.6
750.520C1B	CSC - 2nd Degree - Relationship	15 ATTEMPTS	21			2	5	2	3	2	1	1	2	2	1					3.7
			3				1	1			1									2.8
750.520C1C	CSC - 2nd Degree - During Felony	15 ATTEMPTS	3				1				1			1						4.8
750.520C1D	CSC - 2nd Degree - Accomplices	15 ATTEMPTS	1							1										3.2
750.520C1E	CSC - 2nd Degree - Weapon Used	15 ATTEMPTS	1											1						7.2
750.520C1F	CSC - 2nd Degree - Personal Injury	15 ATTEMPTS	16				2		8	2			3	1						3.6
750.520C1G	CSC - 2nd Degree - Injury to Incapacitated Victim	15 ATTEMPTS	1					1												2.4
750.520C1H	CSC - 2nd Degree - Mentally Disabled Relationship	15 ATTEMPTS	1									1								4.5
750.520C2B	CSC - 2nd Degree - Person <13, Defendant 17+ yrs.	15 ATTEMPTS	80		2	4	12	6	3	3	5	1	15	26	2			1		5.1
			1						1											2.9
750.520D	CSC - 3rd Degree - Multiple Variables	15 ATTEMPTS	22				1	3	2		1		2	10	2	1				7.3
			2						1				1							4.0
750.520D1A	CSC - 3rd Degree - Person 13-15	15 ATTEMPTS	101		5	4	6	6	10	4	5	5	14	33	5	2	2			5.9
			6		2	1	3													1.5
750.520D1B	CSC - 3rd Degree - Force/Coercion	15 ATTEMPTS	58			2	5	3	8	1		2	6	25	2	3	1			6.6
			4			1	1		2											4.6
750.520D1C	CSC - 3rd Degree - Incapacitated Victim	15 ATTEMPTS	11						2			1	1	4	2	1				7.8
			1					1												2.4

NOTE: Be sure to check for related offense codes when examining a particular type of crime. They may or may not be in sequential order or even on the same page.

B2c 2023 Commitments by Minimum Term Distribution – Assaultive Offenses

Includes Additional Sentence Imposed
Page 7 of 9

B - 36

GRAND TOTALS			TOTAL	.5	1	1.5	2	2.5	3	3.5	4	4.5	5	10	15	20	25	>25	LIFE	AVG
VIOLATIONS			3,524	28	175	435	535	207	289	116	163	63	218	558	234	152	150	114	87	6.9
ATTEMPTS			3,406	25	154	403	507	198	277	110	160	62	216	558	233	152	150	114	87	7.1
Compiled Laws	Offense	Max. Penalty	118	3	21	32	28	9	12	6	3	1	2	1						2.0
750.520D1D	CSC - 3rd Degree - Incest	15 ATTEMPTS	17				1		1		2		1	11			1			7.4
750.520D1E	CSC - 3rd Degree - Student	15 ATTEMPTS	2					1						1						6.3
750.520E	CSC - 4th Degree - Multiple Variables	2 ATTEMPTS	1					1												2.5
750.520E1A	CSC - 4th Degree - Force/Coercion	2 ATTEMPTS	21		6	8	3	1	3											1.6
750.520E1A-A	CSC - 4th Degree - Victim 13-16	2 ATTEMPTS	1	1																0.5
750.520E1A-A	CSC - 4th Degree - Victim 13-16	2 ATTEMPTS	3		1	2														2.4
750.520E1B	CSC - 4th Degree - Incapacitated Victim	2 ATTEMPTS	2			2														1.3
750.520E1E-A	CSC - 4th Degree - Mental Health Professional	2 ATTEMPTS	1			1														1.1
750.520G1	CSC - Assault w/ Intent to Commit Sexual Penetration	10 ATTEMPTS	36		1	4	10	3	3	2	3		6	4						3.2
750.520G2	CSC - 2nd Degree Assault	5 ATTEMPTS	12		1	2	4	2	1	1				1						2.3
750.529	Robbery - Armed	LIFE ATTEMPTS	1		1															1.0
750.529	Robbery - Armed	LIFE ATTEMPTS	133			1	9	2	9	6	6	7	12	42	27	5	3	4		8.6
750.529-A	Robbery - Armed - Serious Injury	LIFE ATTEMPTS	1				1													2.0
750.529-A	Carjacking	LIFE ATTEMPTS	6						1				1	3	1					7.4
750.529A	Carjacking	LIFE ATTEMPTS	30				1	1	2		4	2	5	8	5	1	1			7.6
750.530	Robbery - Unarmed	15 ATTEMPTS	1					1												2.2
750.530	Robbery - Unarmed	15 ATTEMPTS	92		6	7	21	6	19	3	8	3	5	12	2					3.5
750.531-A	Bank Robbery	LIFE ATTEMPTS	2		1	1														1.2
750.531-A	Bank Robbery	LIFE ATTEMPTS	5		1		1	1				1		1						3.5
750.531B	Safe Breaking	LIFE ATTEMPTS	1		1															1.0
750.531B	Safe Breaking	LIFE ATTEMPTS	7				1	1	2		1			2						4.3
750.539J2B	Capture/Distribute Image of Unclothed Person	5 ATTEMPTS	6			1	2	2		1										2.2
750.543K1B	Terrorism - Terrorist Acts - Provide Material Support	20 ATTEMPTS	1						1											3.0
750.72	Arson - Dwelling House/ Curtilage	20 ATTEMPTS	4								1		1	1	1					13.4
750.72	Arson - Dwelling House/ Curtilage	20 ATTEMPTS	1					1												2.2

NOTE: Be sure to check for related offense codes when examining a particular type of crime. They may or may not be in sequential order or even on the same page.

B2c 2023 Commitments by Minimum Term Distribution – Assaultive Offenses

Includes Additional Sentence Imposed
Page 8 of 9

B - 37

GRAND TOTALS			TOTAL	.5	1	1.5	2	2.5	3	3.5	4	4.5	5	10	15	20	25	>25	LIFE	AVG
VIOLATIONS			3,524	28	175	435	535	207	289	116	163	63	218	558	234	152	150	114	87	6.9
ATTEMPTS			3,406	25	154	403	507	198	277	110	160	62	216	558	233	152	150	114	87	7.1
Compiled Laws	Offense	Max. Penalty	118	3	21	32	28	9	12	6	3	1	2	1						2.0
750.731	Arson - Second Degree	20 ATTEMPTS	10				1	1	1	2	1			2	1	1				14.0
750.74	Arson - Personal Property, Over \$50	4 ATTEMPTS	6			2	2		1					1						2.6
750.751	Fourth Degree Arson	5 ATTEMPTS	1				1													1.9
750.791C1	Arson - Preparation to Burn Property, \$1K - <\$20K	5 ATTEMPTS	3				2	1												2.1
750.791C3	Arson - Preparation to Burn Property	5 ATTEMPTS	1				1													1.9
750.791D6	Arson - Preparation to Burn a Building	10 ATTEMPTS	1		1															1.0
750.814	Domestic Violence - 3rd Offense	2 ATTEMPTS	154		8	52	44	8	19	5	9		6	3						4.4
750.81A3	Domestic Violence, Aggravated - 2nd Offense	2 ATTEMPTS	1			1	1													2.0
750.81D1	Police Officer - Assault/Resist/Obstruct	2 ATTEMPTS	13		2	1	4	2		2		1	1							2.4
750.81D2	Police Officer - Assault/Resist/Obstruct, Causing Injury	4 ATTEMPTS	154	4	19	70	33	7	11	2	5		1	2						1.7
750.81D3	Police Officer - Assault/Resist/Obstruct, Serious Impairment	15 ATTEMPTS	26	1	5	7	7	4	2											1.7
750.81E2	Assaulting a Utility Company Employee or Contractor Causing Bodily Injury	2 ATTEMPTS	1					1												3.0
750.82	Felonious Assault	4 ATTEMPTS	1			1														2.5
750.83	Assault w/ Intent to Murder	LIFE ATTEMPTS	144	5	23	53	40	9	7	2	1		3	1						1.3
750.84	Assault w/ Intent to do Great Bodily Harm Less Than Murder	10 ATTEMPTS	5		1	3	1													1.3
750.85	Torture	LIFE ATTEMPTS	120					1	4	1	7		9	43	28	10	8	9		12.1
750.86	Assault w/ Intent to Maim	10 ATTEMPTS	1					1												2.5
750.88	Assault w/ Intent to Rob While Unarmed	15 ATTEMPTS	324		8	23	73	25	46	22	25	9	31	49	5		7	1		8.4
			33		1	13	9	2	2	2	2	1	1							2.1
			3											1	1	1				13.2
			2					1						1						4.3
			8		1		2	2	2		1									2.5
			1					1												2.3

NOTE: Be sure to check for related offense codes when examining a particular type of crime. They may or may not be in sequential order or even on the same page.

B2c 2023 Commitments by Minimum Term Distribution – Assaultive Offenses

Includes Additional Sentence Imposed
 Page 9 of 9

Compiled Laws	Offense	Max. Penalty
750.89	Assault w/ Intent to Rob While Armed	LIFE ATTEMPTS
750.90A	Assault - Pregnant Individual, Miscarriage/Stillbirth w/ Intent	LIFE ATTEMPTS

TOTAL	.5	1	1.5	2	2.5	3	3.5	4	4.5	5	10	15	20	25	>25	LIFE	AVG
3,524	28	175	435	535	207	289	116	163	63	218	558	234	152	150	114	87	6.9
3,406	25	154	403	507	198	277	110	160	62	216	558	233	152	150	114	87	7.1
118	3	21	32	28	9	12	6	3	1	2		1					2.0
13						1	1	1	1	3	3	1	1		1		8.2
1												1					15.0

NOTES: Be sure to check for related offense codes when examining a particular type of crime. They may or may not be in sequential order or even on the same page.
 Largest minimum term is reported.
 When minimum terms exceed maximum penalties, that may be due to anomalies in criminal justice practices, habitualized offenses, database errors, etc.
 Each minimum term category is rounded up from the preceding category (for example, the ten-year category includes all minimums longer than five years up to exactly ten years).
 Minimum term averages are based on raw data (with life sentences excluded from the calculations).

Source: Offender Management Network Information (OMNI)

B3 2023 Commitments by Minimum Term Distribution for Women – All Offenses

Includes Additional Sentence Imposed
 Page 1 of 7

B - 39

GRAND TOTALS			TOTAL	.5	1	1.5	2	2.5	3	3.5	4	4.5	5	10	15	20	25	>25	LIFE	AVG
VIOLATIONS			577	7	40	143	145	39	50	16	17	12	20	49	13	8	9	5	4	3.6
ATTEMPTS			18	1	3	8	4		1	1										1.5
Compiled Laws	Offense	Max. Penalty																		
205.271C	Taxes - Make/Permit False Returns	5	1		1															1.3
	ATTEMPTS																			
257.602A2	Police Officer - Flee - 4th Degree (Vehicle Code)	2	1					1												2.3
	ATTEMPTS																			
257.602A3-A	Police Officer - Fleeing - 3rd Degree (Vehicle Code)	5	5		1	3			1											2.0
	ATTEMPTS																			
257.602A4	Police Officer - Flee - Causing Serious Bodily Injury (Vehicle Code)	10	2			1				1										2.5
	ATTEMPTS																			
257.617	Fail to Stop at Accident - Serious Impairment/Death	5	9	1	4	1	1			1			1							2.1
	ATTEMPTS																			
257.6173	Fail to Stop at Accident - At Fault Death Result	15	2			1									1					7.0
	ATTEMPTS																			
257.6254	Operating Vehicle Intoxicated, Causing Death	15	15			2	1	2	1	2	1	2	2	4						4.1
	ATTEMPTS																			
257.6254A	Operating Vehicle Intoxicated, Causing Death	15	2			1								1						4.5
	ATTEMPTS																			
257.6254B-A	Operating with a High BAC Causing Death with a Prior Conviction	20	1											1						8.0
	ATTEMPTS																			
257.6255-A	Operating Vehicle Intoxicated, Causing Serious Injury	5	4		2	1					1									2.1
	ATTEMPTS																			
257.6256D	Operating Vehicle Intoxicated, Contr. Sub. - 3rd Offense	5	29	1	6	9	9	1	1	1	1									3.4
	ATTEMPTS																			
257.6257A2	Operating Vehicle Intoxicated, w/ Occupant <16 - 2nd+ Offense	5	2		1	1														1.6
	ATTEMPTS																			
257.6264	Driving - Reckless - Causing Death	15	3					1			1			1						4.6
	ATTEMPTS																			
333.74012A3	Contr. Sub. - Del/Mfg 50 - 449 Grams (Narc. or Cocaine)	20	3			1						1		1						3.9
	ATTEMPTS																			
333.74012A4	Contr. Sub. - Del/Mfg Under 50 Grams (Narc. or Cocaine)	20	13	1	1	4			1		1		3	2						3.3
	ATTEMPTS																			
333.74012B-A	Contr. Sub. - Del/Mfg (Sched. 1-3), Except Marijuana	7	2		1	1														1.7
	ATTEMPTS																			
333.74012B1	Contr. Sub. - Del/Mfg Meth/Ecstasy	20	74	1	6	7	5	19	4	3	2	6	20	1						8.2
	ATTEMPTS		2	1	1															0.9
333.74012C-A	Contr. Sub. - Del/Mfg (Sched. 4)	4	1				1													1.8
	ATTEMPTS																			

NOTE: Be sure to check for related offense codes when examining a particular type of crime. They may or may not be in sequential order or even on the same page.

B3 2023 Commitments by Minimum Term Distribution for Women – All Offenses

Includes Additional Sentence Imposed
Page 2 of 7

B - 40

			TOTAL	.5	1	1.5	2	2.5	3	3.5	4	4.5	5	10	15	20	25	>25	LIFE	AVG
GRAND TOTALS			595	8	43	151	149	39	51	17	17	12	20	49	13	8	9	5	4	3.6
VIOLATIONS			577	7	40	143	145	39	50	16	17	12	20	49	13	8	9	5	4	3.6
ATTEMPTS			18	1	3	8	4		1	1										1.5
Compiled Laws	Offense	Max. Penalty																		
333.74022E	Contr. Sub. - Create/Deliver Analogue	15 ATTEMPTS	9				3	2	2				2							2.8
333.74032A5	Contr. Sub. - Possess <25 Grams (Narcotic)	4 ATTEMPTS	20	1	2	11	3	3												1.5
333.74032B-A	Contr. Sub. - Possess Analogues/Sched. 1-4	2 ATTEMPTS	1		1															1.0
333.74032B1	Contr. Sub. - Possess Methamphetamine	10 ATTEMPTS	75	2	7	32	24	6	3			1								1.6
333.74071C	Contr. Sub. - Obtain by Fraud	4 ATTEMPTS	2			1	1													1.7
333.74102-A	Contr. Sub. - Deliver <50 Grams, School Prop. (Narc/Cocaine)	60 ATTEMPTS	1						1											1.8
445.65	Identity Theft	5 ATTEMPTS	1				1													3.0
445.67	Identity Theft - Obtain/Possess/Transfer ID w/ Intent	5 ATTEMPTS	1		1															1.9
750.110	Breaking & Entering - Bldg. w/ Intent	15 ATTEMPTS	1																	1.0
750.110A2	Home Invasion - 1st Degree	20 ATTEMPTS	2			2														1.5
750.110A3	Home Invasion - 2nd Degree	15 ATTEMPTS	2			2														1.3
750.110A4	Home Invasion - 3rd Degree	5 ATTEMPTS	6				1					2	1	2						4.6
750.111	Breaking & Entering - Entry w/o Breaking, w/ Intent	5 ATTEMPTS	7				2	3	1		1									2.6
750.116	Burglar's Tools - Possess	10 ATTEMPTS	2			2														1.4
750.131A1	Check - No Account	2 ATTEMPTS	1			1														1.3
750.136B2	Child Abuse - 1st Degree	15 ATTEMPTS	1			1														1.5
750.136B3	Child Abuse - 2nd Degree	4 ATTEMPTS	2																	1.2
750.145C2B	Child Sexually Abusive Activity Aggravated	25 ATTEMPTS	3			2				1				1						4.9
			3			1	1			1										2.1
			3							1										2.3
			1										1							10.0

NOTE: Be sure to check for related offense codes when examining a particular type of crime. They may or may not be in sequential order or even on the same page.

B3 2023 Commitments by Minimum Term Distribution for Women – All Offenses

Includes Additional Sentence Imposed
 Page 3 of 7

B - 41

GRAND TOTALS			TOTAL	.5	1	1.5	2	2.5	3	3.5	4	4.5	5	10	15	20	25	>25	LIFE	AVG
VIOLATIONS			577	7	40	143	145	39	50	16	17	12	20	49	13	8	9	5	4	3.6
ATTEMPTS			18	1	3	8	4		1	1										1.5
Compiled Laws	Offense	Max. Penalty																		
750.145N1	Vulnerable Adult Abuse - 1st Degree	15 ATTEMPTS	1									1								4.5
750.157N1	Financial Transaction Device - Steal/Retain w/o Consent	4 ATTEMPTS	2		1			1												1.8
750.157Q	Financial Transaction Device - Illegal Sale/Use	4 ATTEMPTS	1		1															1.1
750.159I1	Criminal Enterprise - Conduct	20 ATTEMPTS	5		1	1			1				1	1						3.7
750.165	Child Support - Fail to Pay	4 ATTEMPTS	1		1															1.5
750.1744A	Embezzle - Agent or Trustee, \$1K - <\$20K	5 ATTEMPTS	3		1	2														1.1
750.1745C	Embezzle - \$1K - <\$20K from Non-Profit or Charity	10 ATTEMPTS	1											1						6.7
750.1746	Embezzle - \$50K - <\$100K	15 ATTEMPTS	3			2				1										2.3
750.1747	Embezzlement - \$100K or More	15 ATTEMPTS	3							1		1		1						5.2
750.174A4A	Embezzlement - From Vulnerable Adult, \$1K - <\$20K	5 ATTEMPTS	1						1											2.5
750.174A7A	Embezzlement - From Vulnerable Adult, \$100K or More	20 ATTEMPTS	1		1															1.3
750.197C	Escape - From Jail Through Violence or Assault Prison Employee	4 ATTEMPTS	3		1	2														1.7
750.2184A	False Pretenses - \$1K - <\$20K	5 ATTEMPTS	1			1														2.0
750.2185A	False Pretenses - \$20K or More	10 ATTEMPTS	2		1				1											2.1
750.2186A	False Pretenses - \$5K - <\$100K	15 ATTEMPTS	1		1															1.5
750.2241-A	Weapons - Dangerous Weapon - Misc.	5 ATTEMPTS	1				1													1.7
750.224F	Weapons - Firearms, Possession by Felon	5 ATTEMPTS	3		1		2													1.7
750.227	Weapons - Carry Concealed	5 ATTEMPTS	3			2	1													1.6

NOTE: Be sure to check for related offense codes when examining a particular type of crime. They may or may not be in sequential order or even on the same page.

B3 2023 Commitments by Minimum Term Distribution for Women – All Offenses

Includes Additional Sentence Imposed
Page 4 of 7

B - 42

			TOTAL	.5	1	1.5	2	2.5	3	3.5	4	4.5	5	10	15	20	25	>25	LIFE	AVG
GRAND TOTALS			595	8	43	151	149	39	51	17	17	12	20	49	13	8	9	5	4	3.6
VIOLATIONS			577	7	40	143	145	39	50	16	17	12	20	49	13	8	9	5	4	3.6
ATTEMPTS			18	1	3	8	4		1	1										1.5
Compiled Laws	Offense	Max. Penalty																		
750.227B-A	Weapons - Felony Firearm	2	20				20													2.0
		ATTEMPTS																		
750.234B	Weapons - Firearms, Discharge in/at Bldg.	4	1					1												2.5
		ATTEMPTS																		
750.249	Utter & Publish	14	6			2	2	1	1											1.9
		ATTEMPTS																		
750.254	Utter & Publish - Possess Counterfeit Bank/State/Bills	5	1			1														1.5
		ATTEMPTS																		
750.316-A	Homicide - Murder 1st Degree, Premeditated	LIFE	2																	2
		ATTEMPTS																		
750.316-B	Homicide - Felony Murder	LIFE	1																	1
		ATTEMPTS																		
750.316-C	Homicide - Open Murder, Statutory Short Form	LIFE	1																	1
		ATTEMPTS																		
750.317	Homicide - Murder 2nd Degree	LIFE	27											4	5	7	7	4		19.5
		ATTEMPTS																		
750.317A	Deliver Controlled Substance Cause Death	LIFE	1								1									4.0
		ATTEMPTS																		
750.321-A	Homicide - Manslaughter, Statutory Short Form	15	4						1		1			1	1					7.8
		ATTEMPTS																		
750.321-C	Homicide - Manslaughter, Involuntary	15	6			1	2		2						1					3.1
		ATTEMPTS																		
750.329	Homicide - Manslaughter, Death w/ Weapon, Aim w/o Malice	15	1										1							5.0
		ATTEMPTS																		
750.3562A	Larceny - \$20K or More	10	2					1	1											2.7
		ATTEMPTS																		
750.3563A	Larceny - \$1K - <\$20K	5	3		2	1														1.1
		ATTEMPTS																		
750.356C	Retail Fraud - 1st Degree	5	37		2	19	10	3		1	2									1.7
		ATTEMPTS	1			1														1.1
750.360	Larceny in Building	4	2		1	1														1.3
		ATTEMPTS	1			1														1.1
750.362A2A	Fail to Return Rented Property, \$20K or More	10	1							1										3.2
		ATTEMPTS																		
750.377B	Malicious Destruction Fire/Police Property	4	5			3	2													1.6
		ATTEMPTS																		

NOTE: Be sure to check for related offense codes when examining a particular type of crime. They may or may not be in sequential order or even on the same page.

B3 2023 Commitments by Minimum Term Distribution for Women – All Offenses

Includes Additional Sentence Imposed
 Page 5 of 7

B - 43

			TOTAL	.5	1	1.5	2	2.5	3	3.5	4	4.5	5	10	15	20	25	>25	LIFE	AVG
GRAND TOTALS			595	8	43	151	149	39	51	17	17	12	20	49	13	8	9	5	4	3.6
VIOLATIONS			577	7	40	143	145	39	50	16	17	12	20	49	13	8	9	5	4	3.6
ATTEMPTS			18	1	3	8	4		1	1										1.5
Compiled Laws	Offense	Max. Penalty																		
750.411A1B	False Report of Felony	4	3		1	2														1.3
	ATTEMPTS	5	1				1													1.6
750.411H2B	Stalking a Minor	5	2			1	1													1.6
	ATTEMPTS	5																		
750.411i	Stalking - Aggravated	5	5			2	2		1											1.9
	ATTEMPTS	15	1			1														1.1
750.422-B	Perjury - Court Proceeding	15	1																	
	ATTEMPTS	15	1				1													2.0
750.4362A	Poisoning - Food/Drink/Medicine/ Water	15	1																	
	ATTEMPTS	20	1				1													2.0
750.459	Prostitution - Transport Female (perhaps compel)	20	2			1	1													1.8
	ATTEMPTS	2	2																	
750.4792C2	Lying to Peace Officer - 4 Year or More Crime Investigation	5	3			2	1													1.7
	ATTEMPTS	5																		
750.479A3	Police Officer - Flee (Penal Code) 3rd Degree	10	1						1											3.0
	ATTEMPTS	10																		
750.479A4-A	Police Officer - Flee (Penal Code) - 2nd Offense	10	1						1											3.0
	ATTEMPTS	10	1						1											3.0
750.479B2	Peace Officer - Disarming - Firearm	5	1				1													1.9
	ATTEMPTS	5	1																	
750.505-B	Accessory After the Fact to Felony	LIFE	1												1					13.0
	ATTEMPTS	LIFE	1											1						9.0
750.520B	CSC - 1st Degree - Multiple Variables	LIFE	1																	
	ATTEMPTS	LIFE	2														2			25.0
750.520B1H	CSC - 1st Degree - Mentally Disabled Relationship	LIFE	2																	
	ATTEMPTS	LIFE	1							1										3.2
750.520B2B	CSC - 1st Degree - Person <13, Defendant 17+ yrs.	LIFE	1																	
	ATTEMPTS	LIFE	1																	2.0
750.520C1D	CSC - 2nd Degree - Accomplices	15	1																	
	ATTEMPTS	15	1																	
750.520C2B	CSC - 2nd Degree - Person <13, Defendant 17+ yrs.	15	1				1													1.0
	ATTEMPTS	15	1																	
750.520D1A	CSC - 3rd Degree - Person 13-15	15	1		1															
	ATTEMPTS	15	1																	

NOTE: Be sure to check for related offense codes when examining a particular type of crime. They may or may not be in sequential order or even on the same page.

B3 2023 Commitments by Minimum Term Distribution for Women – All Offenses

Includes Additional Sentence Imposed
 Page 6 of 7

B - 44

			TOTAL	.5	1	1.5	2	2.5	3	3.5	4	4.5	5	10	15	20	25	>25	LIFE	AVG	
GRAND TOTALS			595	8	43	151	149	39	51	17	17	12	20	49	13	8	9	5	4	3.6	
VIOLATIONS			577	7	40	143	145	39	50	16	17	12	20	49	13	8	9	5	4	3.6	
ATTEMPTS			18	1	3	8	4		1	1										1.5	
Compiled Laws	Offense	Max. Penalty																			
750.520G2	CSC - 2nd Degree Assault	5 ATTEMPTS	1		1																1.0
750.529	Robbery - Armed	LIFE ATTEMPTS	8			1		1	1			2	1	1	1						5.5
750.529A	Carjacking	LIFE ATTEMPTS	2									1	1								4.8
750.530	Robbery - Unarmed	15 ATTEMPTS	8		1	1	3	1			2										2.2
750.531-A	Bank Robbery	LIFE ATTEMPTS	1		1																1.0
750.5357	Stolen Prop. - Receive & Conceal, Motor Vehicle	5 ATTEMPTS	4		1	1	2														1.6
750.72	Arson - Dwelling House/ Curtilage	20 ATTEMPTS	1										1								5.0
750.731	Arson - Second Degree	20 ATTEMPTS	2					1								1					11.3
750.791C1	Arson - Preparation to Burn Property, \$1K - <\$20K	5 ATTEMPTS	1				1														1.9
750.814	Domestic Violence - 3rd Offense	2 ATTEMPTS	4		1	1	2														1.4
750.81D1	Police Officer - Assault/Resist/Obstruct	2 ATTEMPTS	9			4	5														1.6
750.81D2	Police Officer - Assault/Resist/Obstruct, Causing Injury	4 ATTEMPTS	1		1																1.0
750.82	Felonious Assault	4 ATTEMPTS	11	2	3	4	2														1.2
750.83	Assault w/ Intent to Murder	LIFE ATTEMPTS	8						1	1				2	3				1		11.7
750.84	Assault w/ Intent to do Great Bodily Harm Less Than Murder	10 ATTEMPTS	19		2	1	3	4	6	1				2							2.7
750.88	Assault w/ Intent to Rob While Unarmed	15 ATTEMPTS	1				1														2.0
752.1084	Organized Retail Crime	5 ATTEMPTS	3				1		2												5.2
752.7973D	Computers - Use to Commit Crime Max 4 yrs - <10 yrs	7 ATTEMPTS	2				2														1.8

NOTE: Be sure to check for related offense codes when examining a particular type of crime. They may or may not be in sequential order or even on the same page.

B3 2023 Commitments by Minimum Term Distribution for Women – All Offenses

Includes Additional Sentence Imposed
 Page 7 of 7

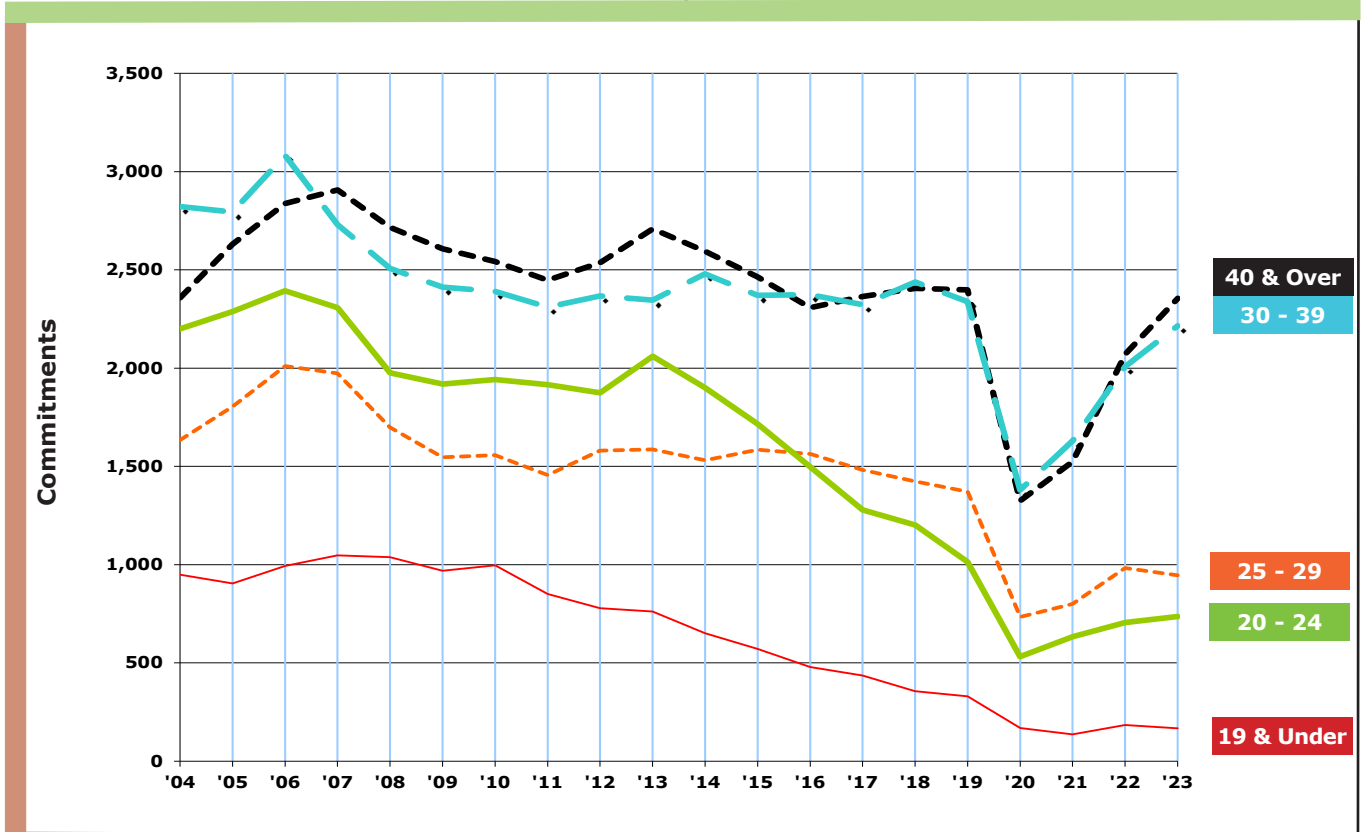
			TOTAL	.5	1	1.5	2	2.5	3	3.5	4	4.5	5	10	15	20	25	>25	LIFE	AVG
GRAND TOTALS			595	8	43	151	149	39	51	17	17	12	20	49	13	8	9	5	4	3.6
VIOLATIONS			577	7	40	143	145	39	50	16	17	12	20	49	13	8	9	5	4	3.6
ATTEMPTS			18	1	3	8	4		1	1										1.5
Compiled Laws	Offense	Max. Penalty																		
800.2811	Prisons - Furnish Contraband to Prisoner in Prison	5 ATTEMPTS	1		1															1.0
800.2814	Prisons - Prisoner Possessing Contraband	5 ATTEMPTS	1	1																0.5
800.2834	Prisons - Prisoner Possessing Weapon	5 ATTEMPTS	1			1														1.2
801.2631	Jails - Furnish Contraband to Prisoner	5 ATTEMPTS	2		1	1														1.3
801.2632	Jails - Prisoner Possessing Contraband	5 ATTEMPTS	1			1														1.2

NOTES: Be sure to check for related offense codes when examining a particular type of crime. They may or may not be in sequential order or even on the same page.
 Largest minimum term is reported.
 When minimum terms exceed maximum penalties, that may be due to anomalies in criminal justice practices, habitualized offenses, database errors, etc.
 Each minimum term category is rounded up from the preceding category (for example, the ten-year category includes all minimums longer than five years up to exactly ten years).
 Minimum term averages are based on raw data (with life sentences excluded from the calculations).

Source: Offender Management Network Information (OMNI)

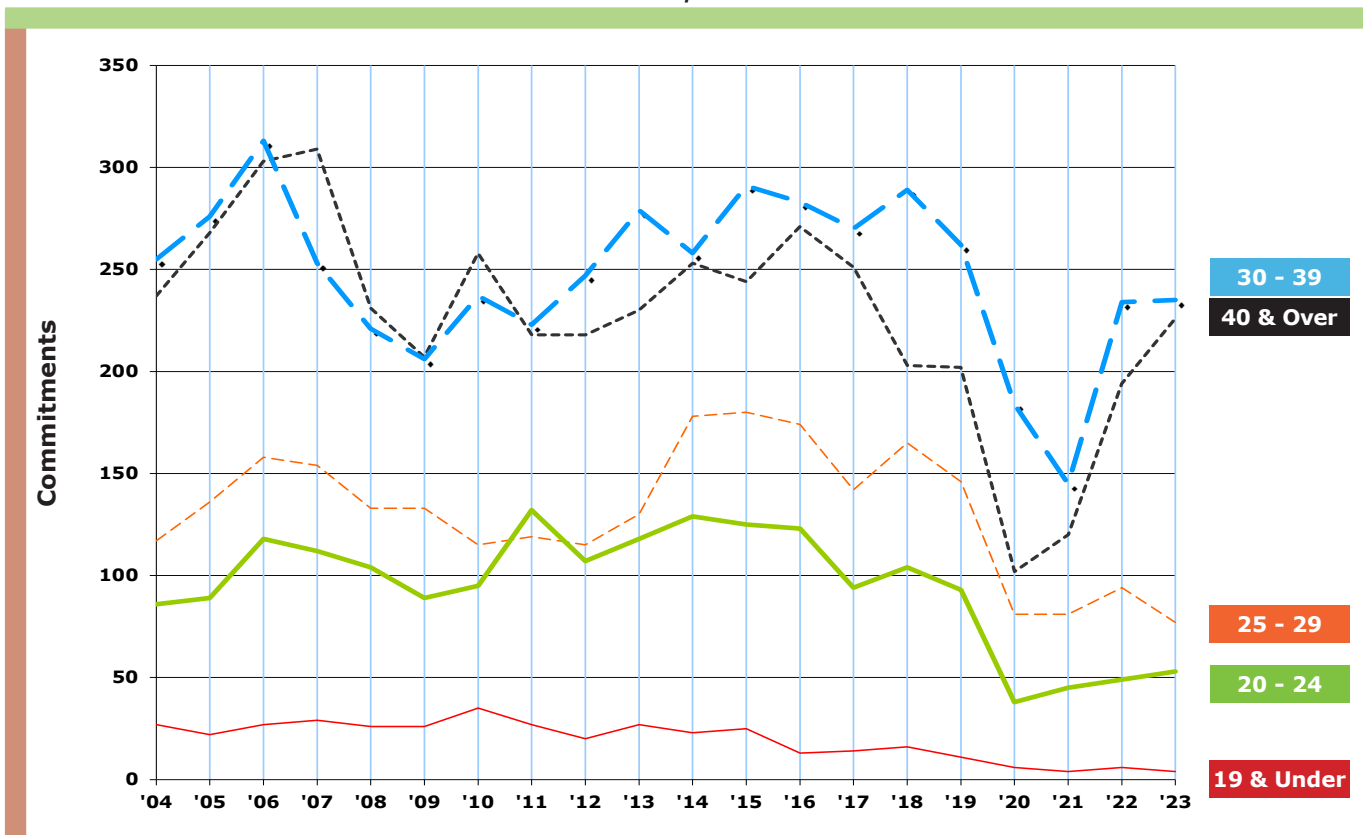
B4a Commitments by Age for Men, 2004 - 2023

Includes Additional Sentence Imposed



Commitments by Age for Women, 2004 - 2023

Includes Additional Sentence Imposed



Source: Offender Management Network Information (OMNI)

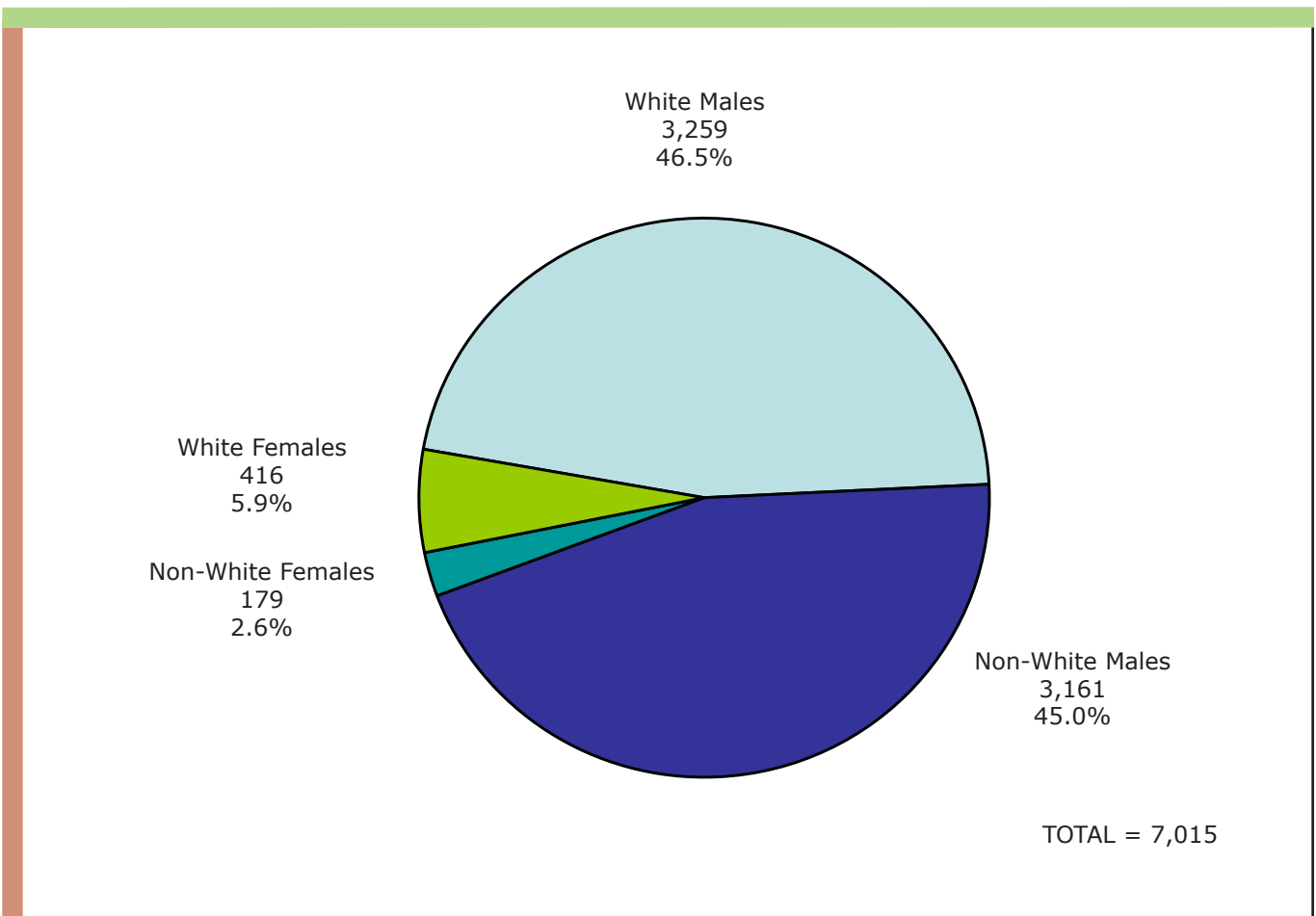
B4b 2023 Commitments by Age, Race and Gender

Includes Additional Sentence Imposed

AGE GROUP	TOTAL COMMITMENTS	MALE COMMITMENTS			FEMALE COMMITMENTS		
		Total Male	White	Non-White	Total Female	White	Non-White
19 and Under	171	167	36	131	4	3	1
20 - 24	789	736	225	511	53	26	27
25 - 29	1,023	946	377	569	77	42	35
30 - 39	2,450	2,215	1,179	1,036	235	167	68
40 and Over	2,582	2,356	1,442	914	226	178	48
Totals	7,015	6,420	3,259	3,161	595	416	179

B5 2023 Commitments by Race and Gender

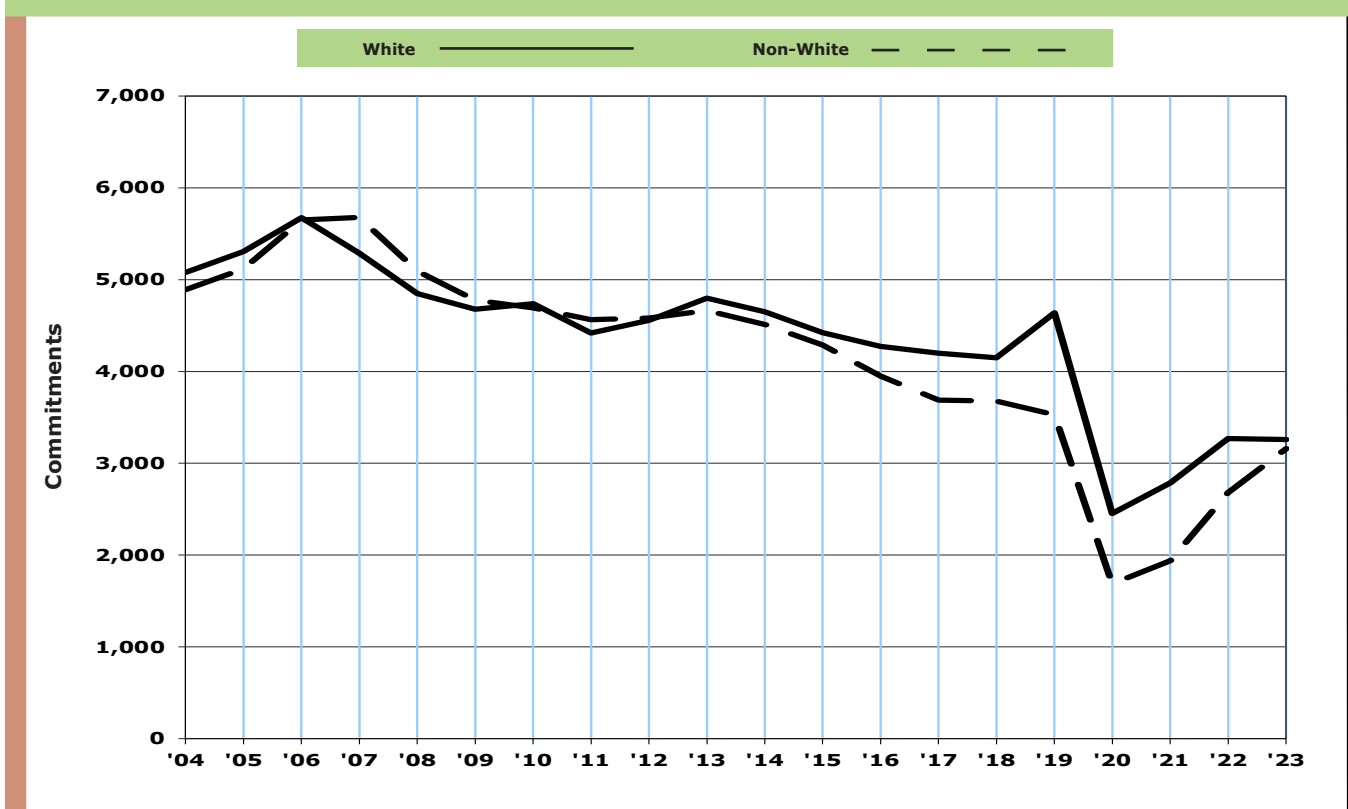
Includes Additional Sentence Imposed



Source: Offender Management Network Information (OMNI)

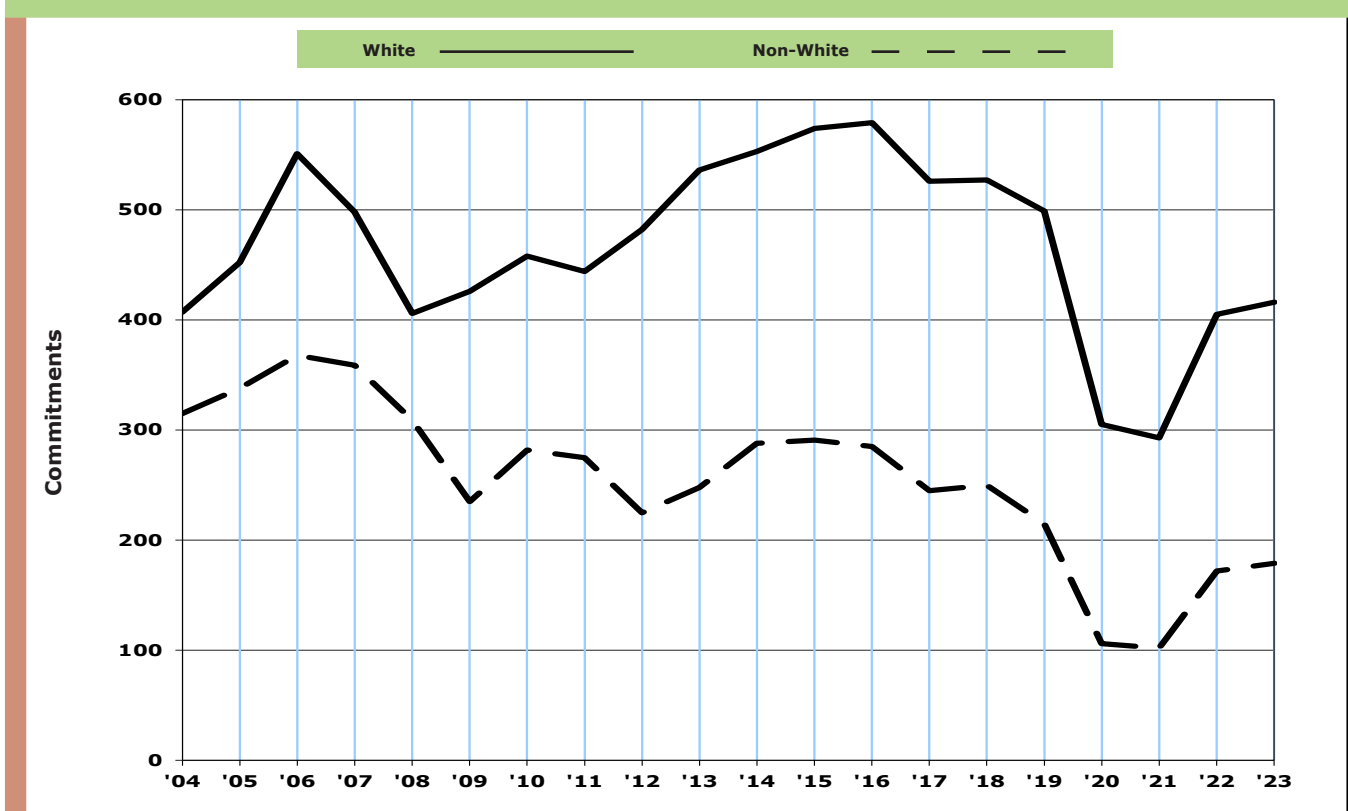
B5a Commitments by Race for Men, 2004 - 2023

Includes Additional Sentence Imposed



Commitments by Race for Women, 2004 - 2023

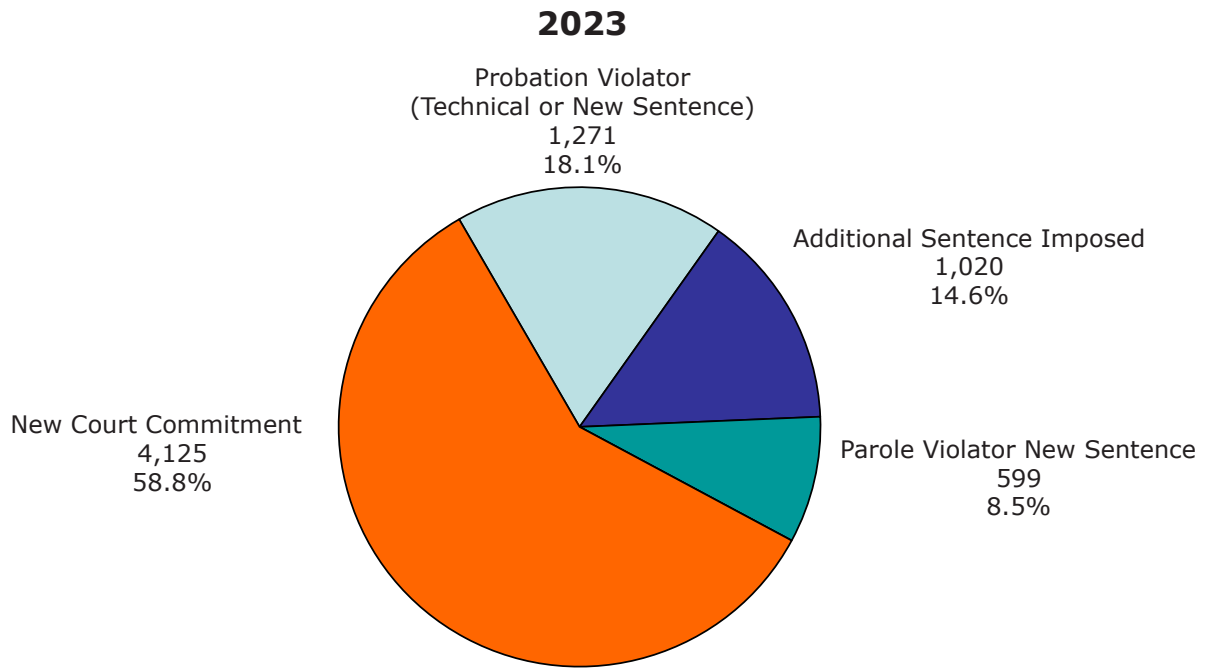
Includes Additional Sentence Imposed



Source: Offender Management Network Information (OMNI)

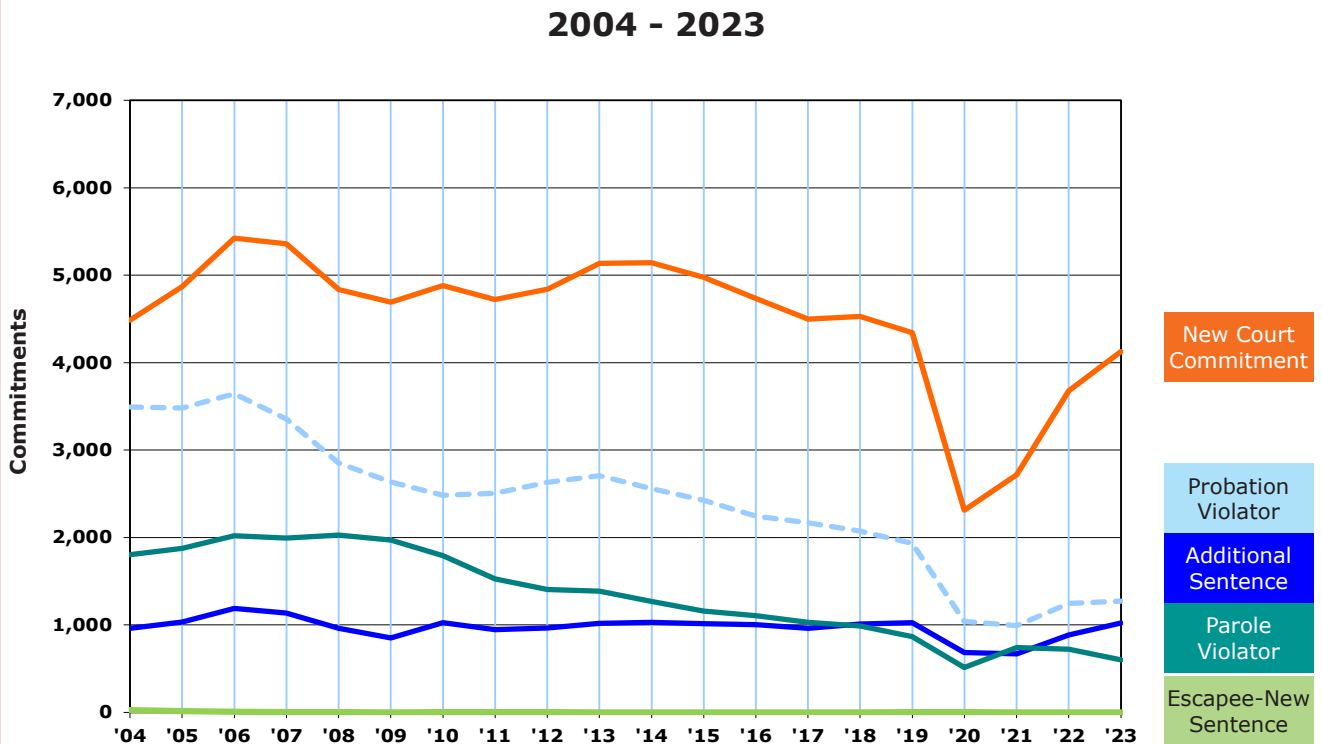
B6

Commitments by Type Includes Additional Sentence Imposed



* There were 0 escapees returned with a new sentence during 2023

TOTAL = 7,015*



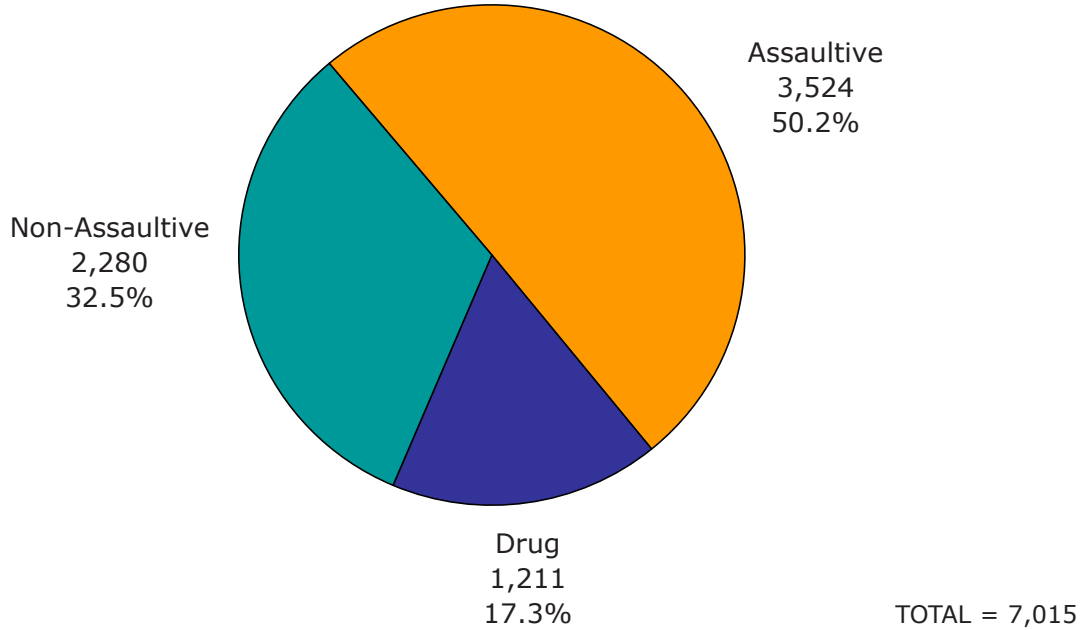
Source: Offender Management Network Information (OMNI)

B7

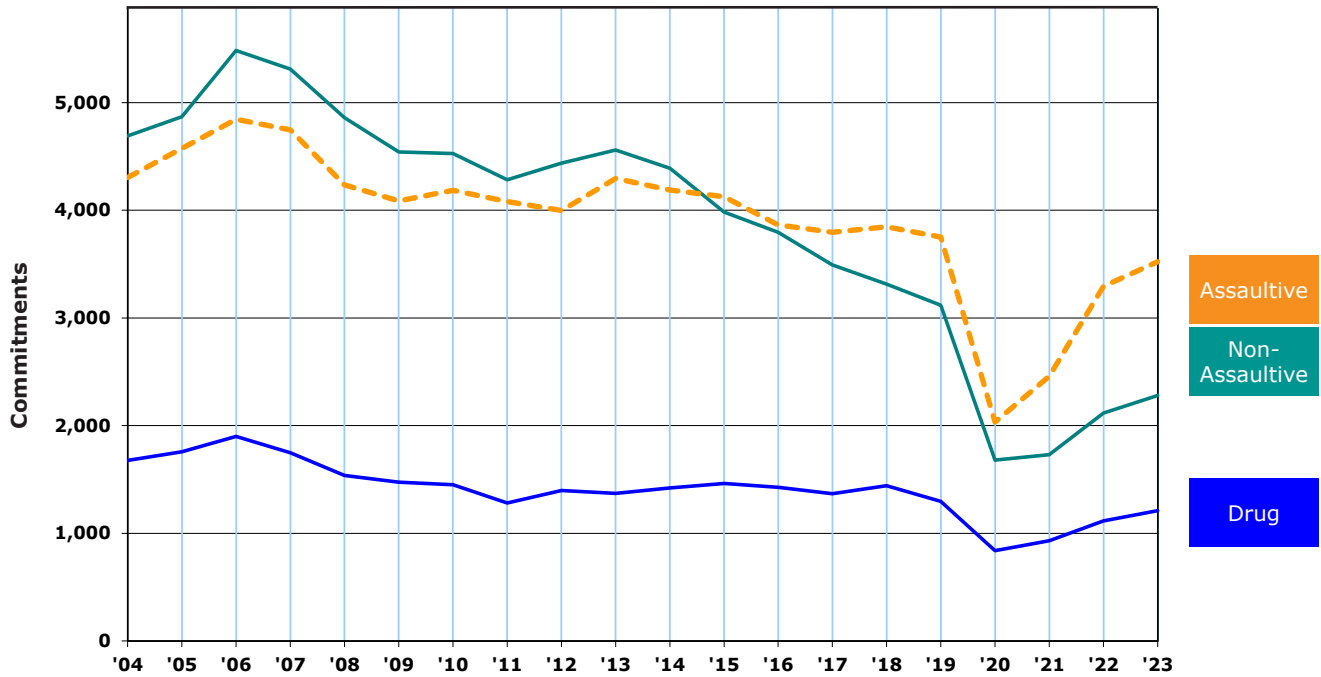
Commitments by Major Crime Types

Includes Additional Sentence Imposed

2023



2004 - 2023



Source: Offender Management Network Information (OMNI)

Prisoner Population



This section presents descriptions of Michigan’s Correctional Facilities and statistics regarding the characteristics of the prisoner population.

The **Map** on page C-2 shows the location of each Michigan prison, as well as a geographic breakdown of the Correctional Facilities Administration (CFA) regions. The map is followed by a description of each facility starting on page C-3.

Chart C shows a breakdown of the net operating capacity of the institutions by security level.

Table Ca shows the end-of-year institution population from 2009 through 2023.

Table Cb and **Cc** shows total prisoner population, prison commitments and Michigan census data from 1963 through 2023. Total prison population includes prisoners in the institutions and the Special Alternative to Incarceration (SAI) Prison program (and in relevant years camps, the Community Residential Programs (CRP), and the Intensive Reentry Programs (IRP)).

Beginning with **Table C1**, the total prisoner population is broken down by offense and minimum sentence. The total population includes prisoners housed in institutions and the SAI Prison program. **Tables C1a** through **C1c** reflect this information according to major crime categories (i.e., non-assaultive, drug and assaultive).

Table C2 reflects this same information for female prisoners, for all offenses.

The offenses in **Tables C1** and **C2** are sorted by Michigan Compiled Law (MCL) numbers and Prosecuting Attorney’s Coordinating Council (PACC) codes (the sort order used since 1999). Since this sort order keeps sequential codes together, similar crimes that have identical maximum penalties are not consolidated. This level of detail provides much richer information, but the reader must be careful to watch for related codes when attempting to examine the prison population frequency and minimum term distribution for a particular type of crime. For example, several separate offense codes now appear for the crime of first degree criminal sexual conduct (750.520B--) because each code represents a specific characteristic of the offense.

Tables C3 through **C3b** summarize the 2023 total prisoner population broken down by age, race and location.

The movement of prisoners into and out of the institution population during 2023 is summarized in **Table C4**. To demonstrate the effect of prisoner movement on the size of the institutional population, the table reports only the movements onto and off of the institution count. In other words, the table ignores movement types that do not affect the total count (e.g., movements *between* institutions).

Table C5 shows the number of escapes from secure DOC custody from 2016 through 2023.

Michigan Department of Corrections Correctional Facilities Map

As of December 31, 2023



Correctional Facilities

1. Baraga Correctional Facility
2. Marquette Branch Prison
3. Alger Correctional Facility
4. Newberry Correctional Facility
5. Chippewa Correctional Facility
5. Kinross Correctional Facility
6. Oaks Correctional Facility
7. Muskegon Correctional Facility
7. Earnest C. Brooks Correctional Facility
8. St. Louis Correctional Facility
8. Central Michigan Correctional Facility
9. Saginaw Correctional Facility
10. Carson City Correctional Facility
11. Ionia Correctional Facility
11. Bellamy Creek Correctional Facility
11. Richard A. Handlon Correctional Facility
12. Thumb Correctional Facility
13. Macomb Correctional Facility
14. Woodland Center Correctional Facility
15. Cooper Street Correctional Facility w/ SAI
15. Charles E. Egeler Reception and Guidance Center
15. G. Robert Cotton Correctional Facility
15. Parnall Correctional Facility
16. Women's Huron Valley Correctional Facility
17. Lakeland Correctional Facility
18. Gus Harrison Correctional Facility
19. Detroit Detention Center

Source: Correctional Facilities Administration

Michigan Department of Corrections Facilities

December 31, 2023

- **Alger Correctional Facility (LMF)**
- **Baraga Correctional Facility (AMF)**
- **Bellamy Creek Correctional Facility (IBC)**
- **Brooks, Earnest C. Correctional Facility (LRF)**
- **Carson City Correctional Facility (DRF)**
- **Central Michigan Correctional Facility (STF)**
- **Chippewa Correctional Facility (URF)**
- **Cooper Street Correctional Facility (JCS)**
Includes information for the Special Alternative Incarceration Facility (SAI).
- **Cotton, G. Robert Correctional Facility (JCF)**
- **Detroit Detention Center (DDC)**
As of September, 2019 DDC is now managed by CFA.
- **Egeler, Charles E. Reception And Guidance Center (RGC)**
- **Handlon, Richard A. Correctional Facility (MTU)**
- **Harrison, Gus Correctional Facility (ARF)**
- **Ionia Correctional Facility (ICF)**
- **Kinross Correctional Facility (KCF)**
- **Lakeland Correctional Facility (LCF)**
- **Macomb Correctional Facility (MRF)**
Includes information for the Macomb Parole Violation Unit (MPVU).
- **Marquette Branch Prison (MBP)**
- **Muskegon Correctional Facility (MCF)**
- **Newberry Correctional Facility (NCF)**
- **Oaks Correctional Facility (ECF)**
- **Parnall Correctional Facility (SMT)**
- **Saginaw Correctional Facility (SRF)**
- **Special Alternative Incarceration Facility (SAI)**
Information regarding this facility can be found under the Cooper Street Correctional Facility (JCS).
- **St. Louis Correctional Facility (SLF)**
- **Thumb Correctional Facility (TCF)**
- **Women's Huron Valley Correctional Facility (WHV)**
Includes information for the Women's Special Alternative Incarceration.
- **Woodland Center Correctional Facility (WCC)**

2023 Facility Descriptions

Alger Correctional Facility (LMF)

Warden Catherine Bauman
Deputy Warden Doug Tasson
N6141 Industrial Park Drive
Munising, MI 49862
(906) 387-5000; FAX (906) 387-5019

Opened: August 1990
*Total Capacity: 808
*Net Operating Capacity: 797
Age Limits: Males, 18 and older
Security Level: II and IV

Appropriation for FY 2023: \$32,785,600
Appropriated per diem for prisoner care and custody: \$112.70

Baraga Correctional Facility (AMF)

A/Warden Nate Hoffman
A/Deputy Warden Rebecca Horrocks
13924 Wadaga Road
Baraga, MI 49908-9204
(906) 353-7070; FAX (906) 353-8759

Opened: June 1993
*Total Capacity: 704
*Net Operating Capacity: 684
Age Limits: Males, 18 and older
Security Level: I and V

Appropriation for FY 2023: \$39,038,000
Appropriated per diem for prisoner care and custody: \$126.12

Bellamy Creek Correctional Facility (IBC)

Warden Matt Macauley
Deputy Warden Mike Walczak
1727 W. Bluewater Hwy.
Ionia, MI 48846
(616) 527-2510; FAX (616) 527-7089

Opened: December 2001
*Total Capacity: 1,696
*Net Operating Capacity: 1,667
Age Limits: Males, 18 and older
Security Level: I, II and IV

Appropriation for FY 2023: \$47,952,000
Appropriated per diem for prisoner care and custody: \$78.72

Brooks, Earnest C. Correctional Facility (LRF)

Warden Chris King
Deputy Warden Bobbi Smith
2500 S. Sheridan Road
Muskegon Heights, MI 49444
(231) 773-9200; FAX (231) 777-2097

Opened: June 1989
*Total Capacity: 1,246
*Net Operating Capacity: 1,238
Age Limits: Males, 18 and older
Security Level: I, II and IV

Appropriation for FY 2023: \$32,733,100
Appropriated per diem for prisoner care and custody: \$72.44

Carson City Correctional Facility (DRF)

Warden Randee Rewerts
Deputy Warden Matt Mates
10274 Boyer Rd.
Carson City, MI 48811
(989) 584-3941; FAX (989) 584-6535

Opened: August 1989
Consolidated: August 2010 with Boyer Road Correctional Facility (OTF) which had opened in November 1987
*Total Capacity: 2,246
*Net Operating Capacity: 2,224
Age Limits: Males, 18 and older
Security Level: I, Secure I, II and IV

Appropriation for FY 2023: \$52,521,700
Appropriated per diem for prisoner care and custody: \$69.72

Central Michigan Correctional Facility (STF)

Warden Gary Miniard
Deputy Warden Pat Makara
320 N. Hubbard
St. Louis, MI 48880
(989) 681-6668; FAX (989) 681-6678

Opened: February 1990, as Mid-Michigan Correctional Facility
Consolidated: October 2010 with Pine River Correctional Facility (SPR) which had opened in January 2000
*Total Capacity: 2,566
*Net Operating Capacity: 2,558
Age Limits: Males, 18 and older
Security Level: Secure I

Appropriation for FY 2023: \$49,518,200
Appropriated per diem for prisoner care and custody: \$53.04

Chippewa Correctional Facility (URF)

Warden Jamie Corrigan
Deputy Warden Robert Batho
4269 W. M-80
Kincheloe, MI 49784
(906) 495-2275; FAX (906) 495-5836

Opened: August 1989
Consolidated: August 2010 with Straits
Correctional Facility (KTF) which had opened in
May 1988
*Total Capacity: 1,800
*Net Operating Capacity: 1,750
Age Limits: Males, 18 and older
Security Level: I, II and IV

Appropriation for FY 2023: \$55,403,800
Appropriated per diem for prisoner care and
custody: \$75.67

Cooper Street Correctional Facility (JCS)

Warden Michelle Floyd
Deputy Warden Paul Slagter
3100 Cooper Street
Jackson, MI 49201
(517) 780-6175; FAX (517) 780-6811

Opened: 1997
*Total Capacity: 1,442
*Net Operating Capacity: 1,437
Age Limits: Males, 18 and older
Security Level: Secure I

Appropriation for FY 2023: \$31,773,300
Appropriated per diem for prisoner care and
custody: \$68.17

Special Alternative Incarceration Facility (SAI)

Warden Michelle Floyd
Deputy Warden Paul Slagter
3100 Cooper Street
Jackson, MI 49201
(517) 780-6175; FAX (517) 780-6811

Opened: 1988. Initially opened as a 90-day
military 'Boot Camp' style program for male
probationers, under the Department's Field
Operations Administration (FOA), SAI has
undergone several programmatic and operational
transitions over its years in existence. For
details, see 'Section I'.

*Total Capacity: 100
*Net Operating Capacity: 100

Appropriation for FY 2023: \$5,206,400
Appropriated per diem for prisoner care and
custody: \$142.64

Cotton, G. Robert Correctional Facility (JCF)

Warden Kim Cargor
Deputy Warden Jimmy Jarrett
3500 N. Elm Road
Jackson, MI 49201
(517) 780-5000; FAX (517) 780-5100

Opened: December 1985
*Total Capacity: 1,372
*Net Operating Capacity: 1,322
Age Limits: Males, 18 and older
Security Level: I, Secure I, II and IV

Appropriation for FY 2023: \$48,836,300
Appropriated per diem for prisoner care and
custody: \$74.25

Detroit Detention Center (DDC)

Warden Paul Schreiber
A/Deputy Warden Tom Lengyel
17601 Mound Road
Detroit, MI 48212
(313) 368-8300; FAX (313) 368-8972

DDC opened in August 2013 which holds all pre-
arraigned detainees 17 years of age or older in
the City of Detroit.

Throughout the years DDC has been managed
by Field Operations Administration (FOA) or
Correctional Facilities Administration (CFA). As
of September, 2019 DDC is now managed by
CFA.

Egeler, Charles E. Reception and Guidance

Center (RGC)
Warden Troy Chrisman
Deputy Warden James Malloy
3855 Cooper Street
Jackson, MI 49201-7547
(517) 780-5600; FAX (517) 780-5814

Duane Waters Health Center:
(517) 780-5601; FAX (517) 780-5677

Opened: July 2002
*Total Capacity: 1,571
*Net Operating Capacity: 1,449
Age Limits: Males, 18 and older
Security Levels: I, II and Reception (Quarantine)

Appropriation for FY 2023: \$49,282,900
Appropriated per diem for prisoner care and
custody: \$107.67

Shading indicates facilities that have consolidated administrations.

Handlon, Richard A. Correctional Facility (MTU)

Warden Melinda Braman
Deputy Warden Scott Yokom
1728 Bluewater Highway
Ionia, MI 48846
(616) 527-3100; FAX (616) 527-3161

Opened: January 1958
*Total Capacity: 1,297
*Net Operating Capacity: 1,267
Age Limits: Males, 18 and older
Security Level: II

Appropriation for FY 2023: \$33,662,700
Appropriated per diem for prisoner care and custody: \$89.80

Harrison, Gus Correctional Facility (ARF)

Warden Sherman Campbell
Deputy Warden Lee McRoberts
2727 E. Beecher Street
Adrian, MI 49221
(517) 265-3900; FAX (517) 265-9542

Opened: March 1991
Consolidated: August 2009 with Parr Highway Correctional Facility (ATF) which had opened in May 1989
*Total Capacity: 1,090
*Net Operating Capacity: 1,057
Age Limits: Males, 18 and older
Security Level: I, Secure I, II and IV

Appropriations for FY 2023: \$54,123,800
Appropriated per diem for prisoner care and custody: \$93.97

Ionia Correctional Facility (ICF)

Warden John Davids
Deputy Warden Dale Bonn
1576 W. Bluewater Highway
Ionia, MI 48846
(616) 527-6331; FAX (616) 527-6863

Opened: May 1987
*Total Capacity: 706
*Net Operating Capacity: 675
Age Limits: Males, 18 and older
Security Level: II and V

Appropriation for FY 2023: \$36,863,100
Appropriated per diem for prisoner care and custody: \$149.62

Kinross Correctional Facility (KCF)

Warden Jeffrey Howard
A/Deputy Warden Robert Beaulieu
4533 W. Industrial Park Drive
Kincheloe, MI 49788
(906) 495-2282; FAX (906) 495-5837

Opened: January 1978
(Relocated to closed Hiawatha Facility 1989-2009)
*Total Capacity: 1,282
*Net Operating Capacity: 1,274
Age Limits: Males, 18 and older
Security Level: I and II

Appropriation for FY 2023: \$35,253,100
Appropriated per diem for prisoner care and custody: \$75.81

Lakeland Correctional Facility (LCF)

Warden Bryan Morrison
A/Deputy Warden Russ Rurka
141 First Street
Coldwater, MI 49036
(517) 278-6942; FAX (517) 279-0327

Opened: Annex - December 1985
Medium Unit - June 1986
*Total Capacity: 1,466
*Net Operating Capacity: 1,457
Age Limits: Males, 18 and older
Security Level: II

Appropriation for FY 2023: \$35,548,100
Appropriated per diem for prisoner care and custody: \$66.84

Macomb Correctional Facility (MRF)

Warden Jeffrey Tanner
 Deputy Warden Bridget Spencer
 34625 26 Mile Road
 Lenox Township, MI 48048
 (586) 749-4900; FAX (586) 749-4927

Opened: January 1993
 *Total Capacity: 1,302
 *Net Operating Capacity: 1,285
 Age Limits: Males, 18 and older
 Security Level: Level I, II, IV, IV RTP and IV SS RTP

Appropriation for FY 2023: \$40,421,100
 Appropriated per diem for prisoner care and custody: \$85.52

Macomb Parole Violation Unit (MPVU)

Warden Jeffrey Tanner
 Deputy Warden Bridget Spencer
 34625 26 Mile Road
 Lenox Township, MI 48048
 (586) 749-4900; FAX (586) 749-4927

Open in June 2021 to enhance public safety and meet the Department's need for additional secure beds to house parole violators and for programming in southeastern Michigan, the Department converted Macomb Correctional Facility (MRF) Housing unit 6 to the Macomb Parole Violation Unit (MPVU).

MPVU is to house male only parolees who are required, as a special condition of parole, to participate in and satisfactorily complete programming as well as parolees who are believed to have violated a condition of parole and are being considered for parole violation revocation proceedings or other appropriate response (e.g., parole violation custody sanction).

Marquette Branch Prison (MBP)

Warden Sarah Schroeder
 Deputy Warden Dennis Peterson
 1960 U.S. 41 South
 Marquette, MI 49855
 (906) 226-6531; FAX (906) 226-6556

Opened: 1889
 *Total Capacity: 810
 *Net Operating Capacity: 788
 Age Limits: Males, 18 and older
 Security Level: I and V

Appropriation for FY 2023: \$40,821,000
 Appropriated per diem for prisoner care and custody: \$194.16

Muskegon Correctional Facility (MCF)

Warden James Schiebner
 Deputy Warden Jeanine Winger
 2400 S. Sheridan Drive
 Muskegon, MI 49442
 (231) 773-3201; FAX (231) 773-3657

Opened: 1974. It was a Security Level II facility and housed males 17 and older.
 Closed: February 2010
 Reopened: April 2010, specifically to house prisoners in beds contracted for by the State of Pennsylvania.

Closed: May 2011, following contract withdrawal
 Reopened: October 1, 2012
 *Total Capacity: 1,321
 *Net Operating Capacity: 1,309
 Age Limits: Males, 18 and older
 Security Level: II

Appropriation for FY 2023: \$28,472,700
 Appropriated per diem for prisoner care and custody: \$59.59

Newberry Correctional Facility (NCF)

Warden Don Curley
 Deputy Warden Andy Hubble
 13747 E County Road 428
 Newberry, MI 49868
 (906) 293-6200; FAX (906) 293-6284

Opened: January 1996
 *Total Capacity: 1,108
 *Net Operating Capacity: 1,106
 Age Limits: Males, 18 and older
 Security Level: Secure I

Appropriation for FY 2023: \$26,335,100
 Appropriated per diem for prisoner care and custody: \$73.62

Oaks Correctional Facility (ECF)

Warden Mike Burgess
 Deputy Warden Jeff Clouse
 1500 Caberfae Highway
 Manistee, MI 49660-9200
 (231) 723-8272; FAX (231) 723-4278

Opened: March 1992
 *Total Capacity: 1,108
 *Net Operating Capacity: 1,096
 Age Limits: Males, 18 and older
 Security Level: II and IV

Appropriation for FY 2023: \$37,750,800
 Appropriated per diem for prisoner care and custody: \$94.37

Shading indicates facilities that have consolidated administrations.

Parnall Correctional Facility (SMT)

Warden Noah Nagy
 Deputy Warden Jacob LaFave
 1780 E. Parnall
 Jackson, MI 49201-7138
 (517) 780-6004; FAX (517) 780-6399

Opened: 1926. Became separate facility under State Prison of Southern Michigan break-up plan, October 1994.

*Total Capacity: 1,680
 *Net Operating Capacity: 1,661
 Age Limits: Males, 18 and older
 Security Level: I

Appropriation for FY 2023: \$31,673,400
 Appropriated per diem for prisoner care and custody: \$57.81

Saginaw Correctional Facility (SRF)

Warden Adam Douglas
 Deputy Warden Melissa Godfrey
 9625 Pierce Road
 Freeland, MI 48623
 (989) 695-9880; FAX (989) 695-6662

Opened: August 1993
 *Total Capacity: 1,488
 *Net Operating Capacity: 1,469
 Age Limits: Males, 18 and older
 Security Level: I, II and IV

Appropriation for FY 2023: \$35,767,400
 Appropriated per diem for prisoner care and custody: \$66.71

St. Louis Correctional Facility (SLF)

Warden John Christiansen
 Deputy Warden Mike Desco
 8585 N. Croswell Road
 St. Louis, MI 48880
 (989) 681-6444; FAX (989) 681-2425

Opened: 1999
 *Total Capacity: 1,176
 *Net Operating Capacity: 1,149
 Age Limits: Males, 18 and older
 Security Level: IV

Appropriation for FY 2023: \$40,700,000
 Appropriated per diem for prisoner care and custody: \$97.05

Thumb Correctional Facility (TCF)

Warden Fredeane Artis
 Deputy Warden Mark McDonald
 3225 John Conley Drive
 Lapeer, MI 48446
 (810) 667-2045; FAX (810) 667-2048

Opened: October 1987
 *Total Capacity: 1,200
 *Net Operating Capacity: 989
 Age Limits: Males, all ages
 Security Level: II

Appropriation for FY 2023: \$36,432,500
 Appropriated per diem for prisoner care and custody: \$100.72

Women's Huron Valley Correctional Facility (WHV)

Warden Jeremy Howard
 Deputy Warden Tonya Allen
 Deputy Warden Karri Osterhout
 3201 Bemis Road
 Ypsilanti, MI 48197-0911
 (734) 572-9900; FAX (734) 572-9499

In 2004, the Huron Valley Correctional Facility (HVM) and the Huron Valley Center (HVC) were integrated into the Huron Valley Complex. Effective May 2009, the Huron Valley Complex changed to Women's Huron Valley Correctional Facility (WHV). As of January 2014, the entire female population that participate in the SAI program are housed at WHV.

*SAI Total Capacity: 42
 *SAI Net Operating Capacity: 42

*Total Capacity: 2,207
 *Net Operating Capacity: 2,197
 Age Limits: Females, all ages
 Security Level: I, Secure I, II and IV

Appropriation for FY 2023: \$63,863,000
 Appropriated per diem for prisoner care and custody: \$78.15

Woodland Center Correctional Facility (WCC)

Warden Paul Schrieber
A/Deputy Warden Tom Lengyel
9036 E. M-36
Whitmore Lake, MI 48189
(734) 449-3900; FAX (734) 449-3904

Opened: April 2009. Formerly W. J. Maxey Boy's Training School, WCC offers psychiatric treatment to male prisoners with severe mental health symptoms. One housing unit houses Level I General Population prisoners for facility work crews. A 23 bed Infirmary offers medical services to mentally ill and general population prisoners including dialysis.

*Total Capacity: 450

*Net Operating Capacity: 425

Age Limits: Males, 18 and older

Security Level: I, IV

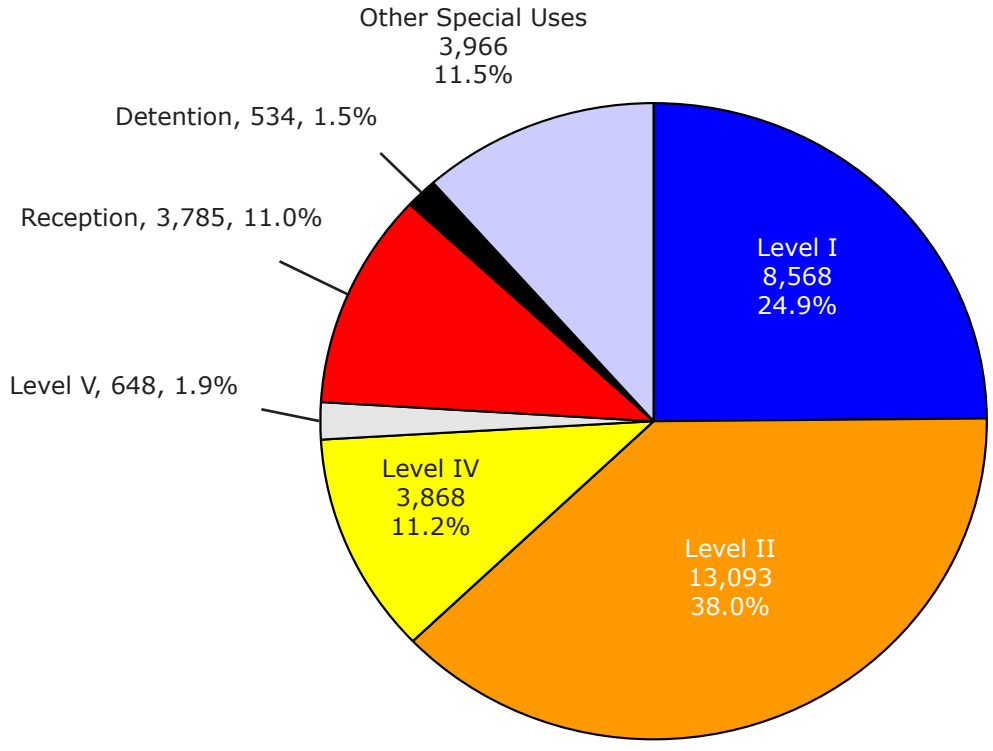
Appropriation for FY 2023: \$39,396,200

Appropriated per diem for prisoner care and custody: \$253.96

*Total Capacity and Net Operating Capacity levels are as of December 31, 2023.

C Net Operating Capacity by Security Level

As of December 31, 2023



TOTAL = 34,462

C-10

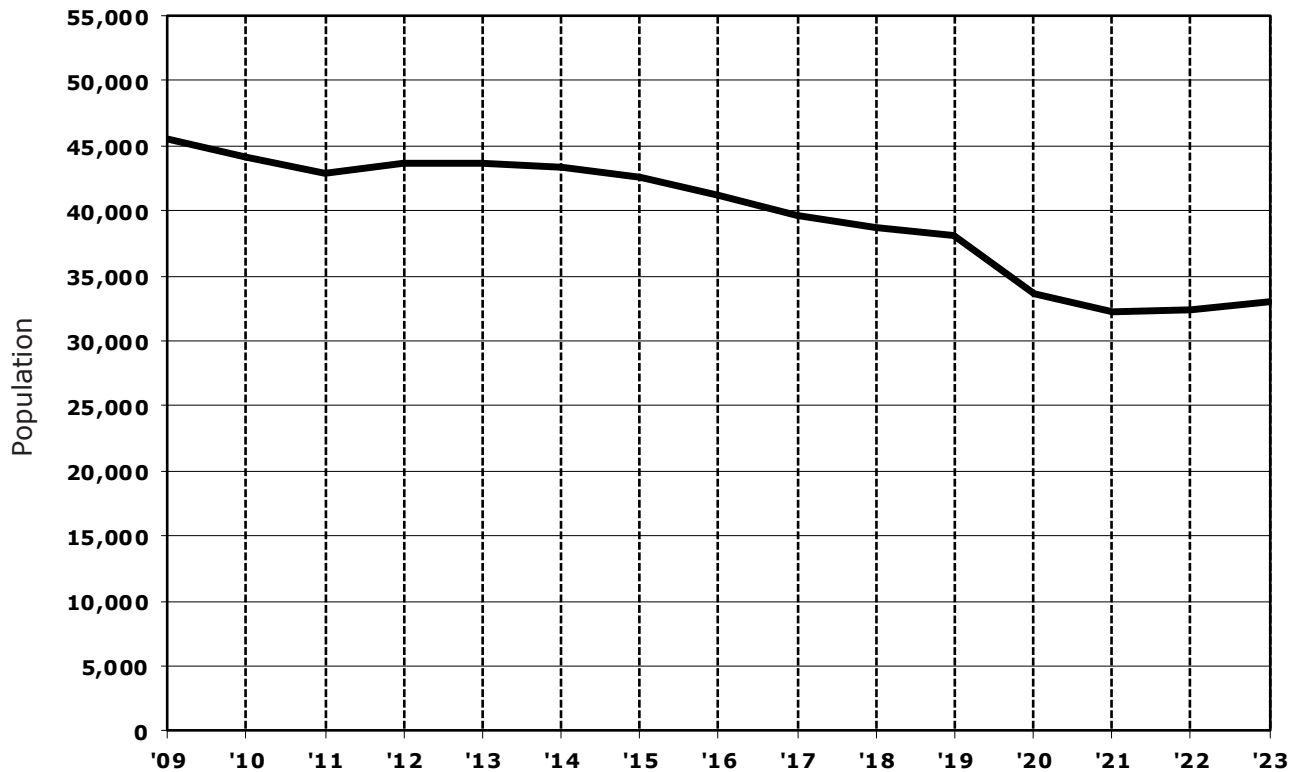
Source: MDOC Capacity Certification Survey



Year-End Prison Population

Calendar Years 2009 - 2023

Year	Year-End Population	Numerical Change	Percent Change
2009	45,478	(3,208)	(6.6)
2010	44,113	(1,365)	(3.0)
2011	42,904	(1,209)	(2.7)
2012	43,594	690	1.6
2013	43,704	110	0.3
2014	43,359	(345)	(0.8)
2015	42,628	(731)	(1.7)
2016	41,122	(1,506)	(3.5)
2017	39,666	(1,456)	(3.5)
2018	38,761	(905)	(2.3)
2019	38,053	(708)	(1.8)
2020	33,617	(4,436)	(11.7)
2021	32,186	(1,431)	(4.3)
2022	32,374	188	0.6
2023	32,986	612	1.9



Source: Client Census Reports

Total Prison Population, Prison Commitments and Michigan Census: 1963 - 2023

Year	Total Prison Population ¹	Prison Commitments (Incl. Add. Sentence Imposed)	Michigan Census
1963	8,338	3,990	8,030,000
1964	8,264	3,741	8,100,000
1965	7,345	3,280	8,199,283
1966	6,754	3,088	8,314,070
1967	7,037	3,719	8,615,000
1968	7,743	3,950	8,675,000
1969	8,409	4,169	8,734,000
1970	9,079	4,907	8,875,083
1971	9,547	5,446	8,996,000
1972	8,471	4,734	9,013,475
1973	7,874	4,114	9,061,000
1974	8,630	5,172	9,094,000
1975	10,855	6,218	9,092,000
1976	11,737	6,596	9,100,000
1977	13,824	7,071	9,138,000
1978	14,944	6,681	9,181,000
1979	15,063	5,843	9,207,000
1980	15,148	6,212	9,262,078
1981	14,923	6,138	9,270,000
1982	15,082	6,409	9,227,300
1983	14,508	6,897	9,050,282
1984	14,658	7,154	9,262,044
1985	17,744	7,767	9,170,000
1986	20,739	8,289	9,143,600
1987	23,977	9,092	9,205,800
1988	27,720	10,759	9,300,100
1989	31,834	12,760	9,273,300
1990	34,209	12,099	9,295,297 ²
1991	36,293	12,179	9,395,022
1992	38,628	12,191	9,470,323
1993	38,942	10,299	9,529,240
1994	40,501	9,751	9,584,481
1995	41,112	9,523	9,659,871
1996	42,349	10,047	9,739,184
1997	44,771	10,575	9,785,450
1998	45,879	10,433	9,820,231
1999	46,617	9,656	9,863,775
2000	47,718	9,743	9,938,444 ²
2001	48,849	10,498	10,004,341
2002	50,591	12,138	10,037,303
2003	49,357	11,167	10,065,881
2004	48,831	10,772	10,090,280
2005	49,493	11,273	10,093,266
2006	51,515	12,283	10,083,878
2007	50,233	11,851	10,049,790
2008	48,713	10,678	10,003,422
2009	45,478	10,130	9,969,727
2010	44,113	10,175	9,883,640 ²
2011	42,904	9,694	9,876,187
2012	43,594	9,848	9,883,360
2013	43,704	10,246	9,895,622
2014	43,359	9,998	9,909,877
2015	42,628	9,572	9,922,576
2016	41,122	9,087	9,928,300
2017	39,666	8,656	9,962,311
2018	38,761	8,593	9,995,915
2019	38,053	8,167	9,986,857
2020	33,617	4,551	10,077,331 ²
2021	32,186	5,120	10,050,811
2022	32,374	6,528	10,034,113
2023	32,986	7,015	10,037,261

¹ Total Prison Population includes prisoners in the institutions and the SAI Prison program (and in relevant years camps, CRP, and IRP).

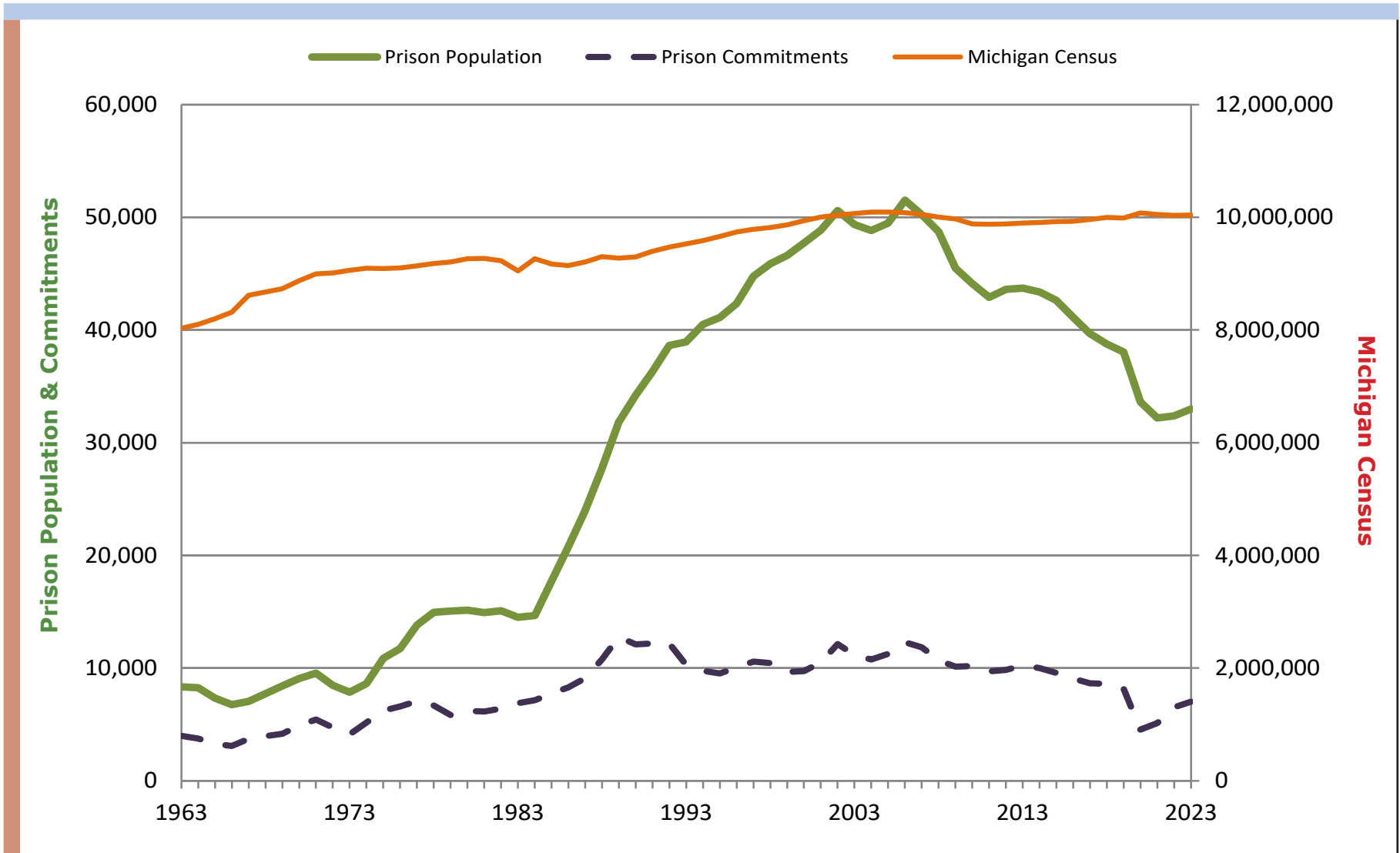
² Figures for the years 1990, 2000, 2010 and 2020 reflect actual Census data.

Sources: Client Census Report, Commitments - Offender Management Network Information (OMNI) and U.S. Census Bureau



Trends in Prison Population, Prison Commitments and Michigan Census 1963 - 2023

C - 13



NOTES: Prison Population includes prisoners in the institutions and the SAI Prison program (and in relevant years camps, CRP, and IRP).
Prison Commitments include additional sentence imposed.
Figures for the years 1990, 2000, 2010 and 2020 reflect actual Census data.

Sources: Client Census Report, Offender Management Network Information (OMNI) and U.S. Census Bureau

C1 2023 Total Prisoner Population by Minimum Term Distribution – All Offenses

Page 1 of 22

C - 14

			TOTAL*	.5	1	1.5	2	2.5	3	3.5	4	4.5	5	10	15	20	25	>25	LIFE	AVG
GRAND TOTALS			32,986	22	429	1,402	2,990	1,008	1,644	632	1,074	448	1,676	5,984	3,425	2,478	2,347	2,968	4,447	12.0
VIOLATIONS			32,667	21	404	1,327	2,900	983	1,607	613	1,065	447	1,666	5,975	3,421	2,477	2,347	2,968	4,446	12.1
ATTEMPTS			307	1	25	75	90	25	37	19	9	1	10	9	4	1			1	2.5
Compiled Laws	Offense	Max. Penalty																		
28.2951A-A	State ID Card - Alter/Forge/Use to Commit Felony	10 ATTEMPTS	1										1							4.8
28.729	Sex Offenders - Failure to Register	4 ATTEMPTS	13		6	5	1	1												3.5
28.7291B	Sex Offenders - Failure to Register - 2nd Offense	7 ATTEMPTS	1		1															1.2
28.7291C	Sex Offenders - Failure to Register - 3rd Offense	10 ATTEMPTS	4		2					1			1							2.8
28.7292	Sex Offenders - Failure to Comply w/ Duties	MISD ATTEMPTS	1		1	1														1.3
205.271C	Taxes - Make/Permit False Returns	5 ATTEMPTS	2		1															1.6
257.257	License Documents/Plates - Forgery	5 ATTEMPTS	1								1									1.3
257.3107B	Driver's License - Forge w/ Intent to Commit Crime Max 6mos-<10 yrs	5 ATTEMPTS	1			1														4.0
257.602A2	Police Officer - Flee - 4th Degree (Vehicle Code)	2 ATTEMPTS	15		2	5	4	1	2				1							2.0
257.602A3	Police Officer - Flee - 3rd Degree (Vehicle Code)	5 ATTEMPTS	1					1												1.9
257.602A3-A	Police Officer - Fleeing - 3rd Degree - Vehicle Code	5 ATTEMPTS	193	2	10	34	56	25	26	5	9	3	7	9	2	3		2		3.4
257.602A4	Police Officer - Flee - Causing Serious Bodily Injury (Vehicle Code)	10 ATTEMPTS	71		2	5	16	4	10	3	8	1	8	12				1	1	4.1
257.617	Fail to Stop at Accident - Serious Impairment/Death	5 ATTEMPTS	1		1															1.2
257.6173	Fail to Stop at Accident - At Fault Death Result	15 ATTEMPTS	32		2	8	7	1	3	5			1	2			1	2		5.1
257.6254	Operating Vehicle Intoxicated, Causing Death	15 ATTEMPTS	48				4	2	4		4	2	1	25	5	1				7.0
257.6254A	Operating Vehicle Intoxicated, Causing Death	15 ATTEMPTS	184			1	8	14	17	10	13	15	14	74	10	5	2	1		12.7
257.6254B	Operating Vehicle Intoxicated, Causing Death to Emergency Person	20 ATTEMPTS	7			1		1	1		1			4						10.7
257.6254B-A	Operating with a High BAC Causing Death with a Prior Conviction	20 ATTEMPTS	1					1												3.0
			5										1	4						7.7

NOTE: Be sure to check for related offense codes when examining a particular type of crime. They may or may not be in sequential order or even on the same page.

C1 2023 Total Prisoner Population by Minimum Term Distribution – All Offenses

Page 2 of 22

C - 15

GRAND TOTALS			TOTAL*	.5	1	1.5	2	2.5	3	3.5	4	4.5	5	10	15	20	25	>25	LIFE	AVG
VIOLATIONS			32,986	22	429	1,402	2,990	1,008	1,644	632	1,074	448	1,676	5,984	3,425	2,478	2,347	2,968	4,447	12.0
ATTEMPTS			32,667	21	404	1,327	2,900	983	1,607	613	1,065	447	1,666	5,975	3,421	2,477	2,347	2,968	4,446	12.1
Max. Penalty			307	1	25	75	90	25	37	19	9	1	10	9	4	1			1	2.5
Compiled Laws	Offense	Max. Penalty																		
257.6255-A	Operating Vehicle Intoxicated, Causing Serious Injury	5 ATTEMPTS	41		1	6	12	3	3	5	5		3	3						2.9
257.6255B	Operating with a High BAC Causing Serious Injury with a Prior Conviction	10 ATTEMPTS	7				2			1		1	1	2						4.1
257.6256D	Operating Vehicle Intoxicated, Contr. Sub. - 3rd Offense	5 ATTEMPTS	444		37	110	139	48	43	17	23	2	12	11	1		1			2.3
257.6257A2	Operating Vehicle Intoxicated, w/ Occupant <16 - 2nd+ Offense	5 ATTEMPTS	10			2	2	2	1	1	1		1							2.6
257.6263	Driving - Reckless - Causing Serious Impairment of Body Function	5 ATTEMPTS	12			1	4	1	1	2				2	1					3.7
257.6264	Driving - Reckless - Causing Death	15 ATTEMPTS	87			3	5	4	9	3	9		6	41	7					6.2
257.903	Motor Vehicle Code, False Certification	5 ATTEMPTS	1		1															1.0
257.9044	Operate - License Susp./Rev./Denied, Causing Death	15 ATTEMPTS	42				2		4		3	2	1	23	3	4				7.8
			1				1													2.0
257.9045	Operate - License Susp./Rev./Denied, Causing Serious Injury	5 ATTEMPTS	10			2	3	2	2			1								2.3
324.801764	Marine Safety, Operating Under Influence, Death	15 ATTEMPTS	1											1						5.5
324.811347	ORV - OUIL Cause Death	15 ATTEMPTS	1			1														1.3
333.17766C1D	Contr. Sub. - Ephedrine/Pse Purchas/Possess to Make Meth	5 ATTEMPTS	4			2	1								1					4.9
333.28413	Concealing the Death of an Individual	5 ATTEMPTS	5			1	1			1	2									2.8
333.74012A1	Contr. Sub. - Del/Mfg 1,000+ Grams (Narc. or Cocaine)	LIFE ATTEMPTS	44						1		1		2	7	8	11	8	2	4	31.4
333.74012A2	Contr. Sub. - Del/Mfg 450 - 999 Grams (Narc. or Cocaine)	30 ATTEMPTS	26						1				1	7	10	6	1			25.1
333.74012A3	Contr. Sub. - Del/Mfg 50 - 449 Grams (Narc. or Cocaine)	20 ATTEMPTS	200			1	6	2	9	1	14	7	12	98	32	13	5			17.4
			2		2															1.0
333.74012A4	Contr. Sub. - Del/Mfg Under 50 Grams (Narc. or Cocaine)	20 ATTEMPTS	450		17	45	108	37	54	24	38	7	37	75	7	1				3.6
			5		3	1	1													1.3
333.74012B-A	Contr. Sub. - Del/Mfg (Sched. 1-3), Except Marijuana	7 ATTEMPTS	29		1	4	8	7	3	1	2		1	2						5.5

NOTE: Be sure to check for related offense codes when examining a particular type of crime. They may or may not be in sequential order or even on the same page.

C1 2023 Total Prisoner Population by Minimum Term Distribution – All Offenses

Page 3 of 22

C - 16

			TOTAL*	.5	1	1.5	2	2.5	3	3.5	4	4.5	5	10	15	20	25	>25	LIFE	AVG
GRAND TOTALS			32,986	22	429	1,402	2,990	1,008	1,644	632	1,074	448	1,676	5,984	3,425	2,478	2,347	2,968	4,447	12.0
VIOLATIONS			32,667	21	404	1,327	2,900	983	1,607	613	1,065	447	1,666	5,975	3,421	2,477	2,347	2,968	4,446	12.1
ATTEMPTS			307	1	25	75	90	25	37	19	9	1	10	9	4	1			1	2.5
Compiled Laws	Offense	Max. Penalty																		
333.74012B-B	Contr. Sub. - Del/Mfg (Subs added Sched. 1-3 by Rule)	7 ATTEMPTS	1						1											3.0
333.74012B1	Contr. Sub. - Del/Mfg Meth/Ecstasy	20 ATTEMPTS	1,197		4	15	59	38	138	50	70	90	136	544	43	6	4			17.0
			8	1		2	2	1		1			1							4.4
333.74012C-A	Contr. Sub. - Del/Mfg (Sched. 4)	4 ATTEMPTS	1		1		1													1.5
			1																	1.8
333.74012D1	Contr. Sub. - Del/Mfg 45 or More Kilograms Marijuana	15 ATTEMPTS	1					1												2.4
333.74012D3	Contr. Sub. - Del/Mfg Marijuana	4 ATTEMPTS	5		3	1			1											1.8
333.7401A	Contr. Sub. - Delivery to Commit Criminal Sexual Conduct	20 ATTEMPTS	1													1				20.0
333.7401C2A	Contr. Sub. - Operate/Maintain Lab	10 ATTEMPTS	3						2						1					6.0
333.7401C2B	Contr. Sub. - Operate/Maintain Lab Near Minor	20 ATTEMPTS	5									1		4						7.3
333.7401C2C	Contr. Sub. - Operate/Maintain Lab Involving Hazardous Waste	20 ATTEMPTS	10						1			1	5	2	1					5.7
333.7401C2D	Contr. Sub. - Operate/Maintain Lab Near Specified Places	20 ATTEMPTS	7							1		2		3		1				8.0
333.7401C2D-A	Contr. Sub. - Operate/Maintain Meth Lab Near Specified Places	20 ATTEMPTS	3							1				2						5.6
333.7401C2F	Contr. Sub. - Operate/Maintain Lab Involving Meth	20 ATTEMPTS	115		2	4	1	11	1	5	5	6	66	12	2					7.1
333.74022A	Contr. Sub. - Create/Del./Intent Counterfeit (Narcotic)	10 ATTEMPTS	3			1			2											2.7
333.74022A-A	Contr. Sub. - Create/Del./Intent Counterfeit (Methamphetamine)	10 ATTEMPTS	1			1														2.0
333.74022B	Contr. Sub. - Create/Del./Intent Counterfeit (Sched. 1-3)	5 ATTEMPTS	1										1							5.0
333.74022E	Contr. Sub. - Create/Deliver Analogue	15 ATTEMPTS	59		4	9	6	13	6	6			12	2	1					3.5
333.74032A1	Contr. Sub. - Possess 1,000+ Grams (Narcotic)	LIFE ATTEMPTS	3														1	2		35.0
333.74032A2	Contr. Sub. - Possess 450 - 999 Grams (Narcotic)	30 ATTEMPTS	4											2			2			23.3

NOTE: Be sure to check for related offense codes when examining a particular type of crime. They may or may not be in sequential order or even on the same page.

C1 2023 Total Prisoner Population by Minimum Term Distribution – All Offenses

Page 4 of 22

C - 17

			TOTAL*	.5	1	1.5	2	2.5	3	3.5	4	4.5	5	10	15	20	25	>25	LIFE	AVG
GRAND TOTALS			32,986	22	429	1,402	2,990	1,008	1,644	632	1,074	448	1,676	5,984	3,425	2,478	2,347	2,968	4,447	12.0
VIOLATIONS			32,667	21	404	1,327	2,900	983	1,607	613	1,065	447	1,666	5,975	3,421	2,477	2,347	2,968	4,446	12.1
ATTEMPTS			307	1	25	75	90	25	37	19	9	1	10	9	4	1			1	2.5
Compiled Laws	Offense	Max. Penalty																		
333.74032A3	Contr. Sub. - Possess 50 - 449 Grams (Narcotic)	20 ATTEMPTS	23				1		1		2	1	2	9	4	3				9.0
			1	1																1.0
333.74032A4	Contr. Sub. - Possess 25 - 49 Grams (Narcotic)	4 ATTEMPTS	2	1	1															1.2
333.74032A5	Contr. Sub. - Possess <25 Grams (Narcotic)	4 ATTEMPTS	102	10	41	24	12	8	1	3			1	2						1.9
			2		2															1.1
333.74032B-A	Contr. Sub. - Possess Analogues/Sched. 1-4	2 ATTEMPTS	5		2	2		1												1.9
333.74032B1	Contr. Sub. - Possess Methamphetamine	10 ATTEMPTS	803	23	176	277	83	99	45	41	10	26	21	2						2.4
			7		2	4		1												1.8
333.7405D	Contr. Sub. - Maintain Drug House	2 ATTEMPTS	9		4	2				1		1	1							3.0
333.74071C	Contr. Sub. - Obtain by Fraud	4 ATTEMPTS	2		1	1														1.6
333.74101-B-A	Contr. Sub. - Delivery to Minor - Ecstasy/MDMA	40 ATTEMPTS	1														1			46.7
333.74101-B-A1	Contr. Sub. - Delivery to Minor - Methamphetamine	40 ATTEMPTS	1											1						15.0
333.74101D	Contr. Sub. - Delivery to Minor, Sched. 4 and Marijuana	8 ATTEMPTS	1			1														2.0
333.74102-A	Contr. Sub. - Deliver <50 Grams, School Prop. (Narc/Cocaine)	60 ATTEMPTS	4	1				2								1				6.7
333.74104-F	Contr. Sub. - Possession on School/Library Prop. (Meth.)	20 ATTEMPTS	4		1								1	2						5.4
333.74132	Contr. Sub. - 2nd+ Offense - Double Penalty	VAR ATTEMPTS	1													1				13.0
445.4332	Buy/Sell Stolen Non Ferrous Metals - 1st Offense	5 ATTEMPTS	1		1															1.2
445.65	Identity Theft	5 ATTEMPTS	9	1	1		2	1	3					1						2.5
445.65A	Identity Theft - Second Offense	10 ATTEMPTS	1							1										3.2
445.65B	Identity Theft - Third Offense	15 ATTEMPTS	1											1						6.0
445.67	Identity Theft - Obtain/Possess/Transfer ID w/ Intent	5 ATTEMPTS	1	1																1.0

NOTE: Be sure to check for related offense codes when examining a particular type of crime. They may or may not be in sequential order or even on the same page.

C1 2023 Total Prisoner Population by Minimum Term Distribution – All Offenses

Page 5 of 22

C - 18

GRAND TOTALS			TOTAL*	.5	1	1.5	2	2.5	3	3.5	4	4.5	5	10	15	20	25	>25	LIFE	AVG	
VIOLATIONS			32,986	22	429	1,402	2,990	1,008	1,644	632	1,074	448	1,676	5,984	3,425	2,478	2,347	2,968	4,447	12.0	
ATTEMPTS			32,667	21	404	1,327	2,900	983	1,607	613	1,065	447	1,666	5,975	3,421	2,477	2,347	2,968	4,446	12.1	
Max. Penalty			307	1	25	75	90	25	37	19	9	1	10	9	4	1			1	2.5	
Compiled Laws	Offense	Max. Penalty																			
445.67-B	Personal Identifying Information - Obtain w/ Intent to Commit Identity Theft - 3rd	15 ATTEMPTS	1											1							5.8
570.152	Contractor - Fraudulent Use of Building Contract Fund	3 ATTEMPTS	1				1														1.7
722.675	Distribute Obscene Matter to Children	2 ATTEMPTS	2						1					1							9.3
750.10A	Sexually Delinquent Person	LIFE ATTEMPTS	1												1						15.0
750.110	Breaking & Entering - Bldg. w/ Intent	15 ATTEMPTS	298		15	33	72	38	42	14	21	3	19	38	2	1					3.2
			17		2	6	8	1													1.6
750.110-A	Breaking & Entering - Unoccupied Bldg. w/ Intent	10 ATTEMPTS	1				1														2.0
750.110-B	Breaking & Entering - Occupied Bldg. w/ Intent	15 ATTEMPTS	2						1		1										3.5
			1											1							7.0
750.110A2	Home Invasion - 1st Degree	20 ATTEMPTS	947		2	3	31	15	46	17	40	33	72	428	151	66	26	16	1		9.1
			10		1	1		1	1		2			3	1						5.4
750.110A3	Home Invasion - 2nd Degree	15 ATTEMPTS	632		7	24	82	44	101	23	61	28	72	159	23	6	1	1			4.8
			7			1	1	2	1				1	1							3.3
750.110A4	Home Invasion - 3rd Degree	5 ATTEMPTS	85		3	19	34	12	6	2	3		4	2							2.2
750.111	Breaking & Entering - Entry w/o Breaking, w/ Intent	5 ATTEMPTS	10		1	2	3	1	1	1	1										2.3
750.116	Burglar's Tools - Possess	10 ATTEMPTS	25	1	3	5	7	3			3			1	1	1					3.4
			1				1														1.7
750.1227A	Witness - Bribe/Intimidate/ Interfere	4 ATTEMPTS	1				1														1.9
750.1227B	Witness - Bribe/Intimidate/ Interfere	10 ATTEMPTS	17				2	2	1	4	2	1	1	4							4.2
750.1227C	Witness - Intimidate/Threaten to Kill or Injure	15 ATTEMPTS	13		1		1		1		2			5	2		1				7.9
750.1228	Witness - Retaliate Against	10 ATTEMPTS	3					1		1									1		3.0
750.1313C	Check - Non-Sufficient Funds, \$500 or more	2 ATTEMPTS	1											1							10.0
750.131A1	Check - No Account	2 ATTEMPTS	1			1															1.1

NOTE: Be sure to check for related offense codes when examining a particular type of crime. They may or may not be in sequential order or even on the same page.

C1 2023 Total Prisoner Population by Minimum Term Distribution – All Offenses

Page 6 of 22

C - 19

GRAND TOTALS			TOTAL*	.5	1	1.5	2	2.5	3	3.5	4	4.5	5	10	15	20	25	>25	LIFE	AVG
VIOLATIONS			32,986	22	429	1,402	2,990	1,008	1,644	632	1,074	448	1,676	5,984	3,425	2,478	2,347	2,968	4,447	12.0
ATTEMPTS			32,667	21	404	1,327	2,900	983	1,607	613	1,065	447	1,666	5,975	3,421	2,477	2,347	2,968	4,446	12.1
Max. Penalty			307	1	25	75	90	25	37	19	9	1	10	9	4	1			1	2.5
Compiled Laws	Offense	Max. Penalty																		
750.136B2	Child Abuse - 1st Degree	15 ATTEMPTS	106					1	1	1	2	1	2	17	43	19	11	6	2	30.4
750.136B3	Child Abuse - 2nd Degree	4 ATTEMPTS	75		1	3	6	5	6	4	4	2	11	29	3	1				5.4
			10			2	5		1	2										2.2
750.136B4	Child Abuse - 3rd Degree	2 ATTEMPTS	8			4	2	1	1											1.7
750.136B4B	Child Abuse - 2nd Degree Second or Subsequent Offense Notice	20 ATTEMPTS	1											1						8.3
750.136B5	Child Abuse - 4th Degree	MISD ATTEMPTS	1				1													2.0
750.136D1A	Child Abuse - 1st Degree Committed in the Presence of Another Child	LIFE ATTEMPTS	5											1		3		1		18.6
750.136D1B	Child Abuse - 2nd Degree Committed in the Presence of Another Child	10 ATTEMPTS	5					1			1			3						5.1
750.145a	Children - Accost for Immoral Purposes	4 ATTEMPTS	23		2	6	6	2	4		1		2							2.2
			1				1													2.0
750.145A	Accost/Solicit Child for Immoral Purposes	4 ATTEMPTS	1															1		40.0
750.145B-A	Children - Accost for Immoral Purposes - 2nd+ Offense	10 ATTEMPTS	1											1						5.6
750.145C	Child Sexually Abusive Activity	20 ATTEMPTS	5											2	3					10.8
750.145C2	Child Sexually Abusive Activity	20 ATTEMPTS	323			1	4	5	12	7	3	5	17	142	103	17	6	1		19.7
750.145C2B	Child Sexually Abusive Activity Aggravated	25 ATTEMPTS	40				1	2	3	3	1	2	2	19	5	1	1			7.8
			1			1														1.5
750.145C3	Child Sexually Abusive Activity, Promote or Distribute	7 ATTEMPTS	19				3	2	1	2	2	1	5	3						8.2
750.145C3B	Child Sexually Abusive Activity, Aggravated Distribute/Promote	15 ATTEMPTS	14				1		2	1	3		6		1					4.8
750.145C4-A	Child Sexually Abusive Material, Possess	4 ATTEMPTS	11			3	4	1	1		1		1							4.7
			1						1											2.8
750.145C4-A1	Child Sexually Abusive Material, Aggravated Possession	10 ATTEMPTS	85			3	7	6	5	8	10	2	15	25	3				1	5.0
			1				1													1.9
750.145D2D	Computer/Internet - Plan Crime w/ Other, Max 4 - <10 yrs	10 ATTEMPTS	5			1	1		1					2						4.4

NOTE: Be sure to check for related offense codes when examining a particular type of crime. They may or may not be in sequential order or even on the same page.

C1 2023 Total Prisoner Population by Minimum Term Distribution – All Offenses

Page 7 of 22

C - 20

			TOTAL*	.5	1	1.5	2	2.5	3	3.5	4	4.5	5	10	15	20	25	>25	LIFE	AVG	
GRAND TOTALS			32,986	22	429	1,402	2,990	1,008	1,644	632	1,074	448	1,676	5,984	3,425	2,478	2,347	2,968	4,447	12.0	
VIOLATIONS			32,667	21	404	1,327	2,900	983	1,607	613	1,065	447	1,666	5,975	3,421	2,477	2,347	2,968	4,446	12.1	
ATTEMPTS			307	1	25	75	90	25	37	19	9	1	10	9	4	1			1	2.5	
Compiled Laws	Offense	Max. Penalty																			
750.145D2E	Computer/Internet - Plan Crime w/ Other, Max 10 - <15 yrs	15 ATTEMPTS	3		1																6.3
750.145D2F	Computer/Internet - Plan Crime w/ Other, Max 15+ yrs	20 ATTEMPTS	9			1	3			1	1			2	1						4.4
750.145N1	Vulnerable Adult Abuse - 1st Degree	15 ATTEMPTS	5									1	1	1	1	1					9.9
750.145N2	Vulnerable Adult Abuse - 2nd Degree	4 ATTEMPTS	1				1														2.0
750.157A	Compounding Offenses	5 ATTEMPTS	1										1								5.0
750.157B	Homicide - Solicitation of Murder	LIFE ATTEMPTS	1															1			39.0
750.157B2	Homicide - Solicitation of Murder	LIFE ATTEMPTS	20										1	3	6	2	1	7	1		23.9
750.157C	Minors - Induce to Commit Felony	VAR ATTEMPTS	1								1								1		4.8
750.157C	Minors - Induce to Commit Felony	VAR ATTEMPTS	3											1						1	6.0
750.157N1	Financial Transaction Device - Steal/Retain w/o Consent	4 ATTEMPTS	19		1	4	8		3	1	1			1							2.3
750.157P	Financial Transaction Device - Possess w/ Intent to Use/Sell	4 ATTEMPTS	1				1														2.0
750.157Q	Financial Transaction Device - Illegal Sale/Use	4 ATTEMPTS	6			3	2						1								2.1
750.157Q	Financial Transaction Device - Illegal Sale/Use	4 ATTEMPTS	1		1																1.0
750.157V	Financial Transaction Device - False ID	4 ATTEMPTS	1		1																1.0
750.157W1C1	Financial Trans. Device - Fraud Withdraw/Transfer, \$1K - <\$20K	5 ATTEMPTS	1				1														1.7
750.158	Sodomy	15 ATTEMPTS	4		1			1					1	1							4.2
750.159I1	Criminal Enterprise - Conduct	20 ATTEMPTS	96			2	9	5	8	6	4	1	10	33	11	3	4				6.9
750.159I1	Criminal Enterprise - Conduct	20 ATTEMPTS	3			1	1	1													1.9
750.159I2	Criminal Enterprise - Acquire/Maintain	20 ATTEMPTS	2											2							8.0
750.159I3	Criminal Enterprise - Racketeering Proceeds	20 ATTEMPTS	3											2	1						10.3
750.159I4-A	Criminal Enterprise - Conspiracy	20 ATTEMPTS	6											6							7.3

NOTE: Be sure to check for related offense codes when examining a particular type of crime. They may or may not be in sequential order or even on the same page.

C1 2023 Total Prisoner Population by Minimum Term Distribution – All Offenses

Page 8 of 22

C - 21

GRAND TOTALS			TOTAL*	.5	1	1.5	2	2.5	3	3.5	4	4.5	5	10	15	20	25	>25	LIFE	AVG	
VIOLATIONS			32,986	22	429	1,402	2,990	1,008	1,644	632	1,074	448	1,676	5,984	3,425	2,478	2,347	2,968	4,447	12.0	
ATTEMPTS			32,667	21	404	1,327	2,900	983	1,607	613	1,065	447	1,666	5,975	3,421	2,477	2,347	2,968	4,446	12.1	
Max. Penalty			307	1	25	75	90	25	37	19	9	1	10	9	4	1			1	2.5	
Compiled Laws	Offense	Max. Penalty																			
750.160	Dead Bodies - Disinterment and Mutilation	10 ATTEMPTS	2						1				1								4.0
750.165	Child Support - Fail to Pay	4 ATTEMPTS	13		2	6	2	2			1										1.8
750.1744A	Embezzle - Agent or Trustee, \$1K - <\$20K	5 ATTEMPTS	6			1	2		2		1										2.4
750.1745A	Embezzle - Agent or Trustee, \$20K - <\$50K	10 ATTEMPTS	1				1								1						2.0
750.1745C	Embezzle - \$1K - <\$20K from Non-Profit or Charity	10 ATTEMPTS	4			2	1								1						5.5
750.1746	Embezzle - \$50K - <\$100K	15 ATTEMPTS	1											1							6.7
750.1746	Embezzle - \$50K - <\$100K	15 ATTEMPTS	9				4	1		1			1	2							3.6
750.1747	Embezzlement - \$100K or More	15 ATTEMPTS	18			1				1	2	3	2	6	3						6.6
750.174A4A	Embezzlement - From Vulnerable Adult, \$1K - <\$20K	5 ATTEMPTS	2				1	1													4.5
750.174A6A	Embezzlement - From Vulnerable Adult, \$50K - <\$100K	15 ATTEMPTS	2										1	1							7.4
750.174A7A	Embezzlement - From Vulnerable Adult, \$100K or More	20 ATTEMPTS	5			1	1				1		1	1							4.0
750.186A	Escape - Juvenile Facility	4 ATTEMPTS	1				1														1.9
750.1952	Escape - From Felony Jail Sentence	4 ATTEMPTS	4			1	1		1		1										2.6
750.1972	Escape - Awaiting Trial for Felony	4 ATTEMPTS	1				1														2.0
750.197C	Escape - From Jail Through Violence or Assault Prison Employee	4 ATTEMPTS	116		1	11	28	16	17	11	14		9	7		1			1		9.5
750.199A	Bond - Abscond or Forfeit	4 ATTEMPTS	2		1	1															4.3
750.199A	Bond - Abscond or Forfeit	4 ATTEMPTS	6				1	2			3										3.1
750.200I1A	Harmful Devices - Unlawful Possession/Use	15 ATTEMPTS	1		1																1.0
750.200I1D	Harmful Devices - Unlawful Possession/Use, Cause Serious Injury	LIFE ATTEMPTS	1														1				22.0
750.200L	Harmful Substance/Device - Person Falsely Exposed	5 ATTEMPTS	1								1										4.0

NOTE: Be sure to check for related offense codes when examining a particular type of crime. They may or may not be in sequential order or even on the same page.

C1 2023 Total Prisoner Population by Minimum Term Distribution – All Offenses

Page 9 of 22

C - 22

GRAND TOTALS			TOTAL*	.5	1	1.5	2	2.5	3	3.5	4	4.5	5	10	15	20	25	>25	LIFE	AVG
VIOLATIONS			32,986	22	429	1,402	2,990	1,008	1,644	632	1,074	448	1,676	5,984	3,425	2,478	2,347	2,968	4,447	12.0
ATTEMPTS			32,667	21	404	1,327	2,900	983	1,607	613	1,065	447	1,666	5,975	3,421	2,477	2,347	2,968	4,446	12.1
Compiled Laws	Offense	Max. Penalty	307	1	25	75	90	25	37	19	9	1	10	9	4	1			1	2.5
750.2042A	Explosives - Send w/ Intent Injure/Destroy	15 ATTEMPTS	1															1		40.0
750.2042B	Explosives - Send w/ Intent Injure/Destroy, Cause Prop. Damage	20 ATTEMPTS	2											2						9.5
750.204A	Explosives - Send w/ Intent to Frighten	5 ATTEMPTS	1			1														1.5
750.207	Explosives - Place Near Property	LIFE ATTEMPTS	1																1	
750.2072A	Explosives - Place Near Property	15 ATTEMPTS	1							1										3.2
750.2091B	Explosives - Place w/ Intent to Injure, Cause Prop. Damage	20 ATTEMPTS	1												1					15.0
750.209A	Explosives - Possess w/ Intent to Terrorize	10 ATTEMPTS	1			1							1							5.0
750.211A2A	Explosives - Mfg/Possess Explosive/Other w/ Malicious Intent	15 ATTEMPTS	1				1													2.0
750.211A2B	Explosives - Mfg/Possess Molotov Cocktail/Other w/ Prop. Damage	20 ATTEMPTS	1													1				20.0
750.211A2C	Explosives - Mfg/Possess Molotov Cocktail/Other w/ Physical Injury	25 ATTEMPTS	1												1					14.0
750.211A2D	Explosives - Mfg/Possess Molotov Cocktail/Other w/ Serious Injury	LIFE ATTEMPTS	1											1						6.0
750.213	Extortion	20 ATTEMPTS	24				1	1		1	2		1	10	3	4		1		10.2
			3			1	1	1												1.9
750.2184A	False Pretenses - \$1K - <\$20K	5 ATTEMPTS	14		1	2	4	2	2		1			1		1				3.9
750.2185A	False Pretenses - \$20K or More	10 ATTEMPTS	6						2		2		1	1						4.5
750.2185B	False Pretenses - \$1K - <\$20K - 3rd+ Offense	10 ATTEMPTS	3				1				1		1							7.2
750.2186A	False Pretenses - \$5K - <\$100K	15 ATTEMPTS	2											1		1				12.0
			1			1														1.5
750.21871A	False Pretenses - \$100,000 or More	20 ATTEMPTS	3											3						8.1
750.2234	Weapons - Firearms, Sale to Felon	10 ATTEMPTS	1				1													1.9

NOTE: Be sure to check for related offense codes when examining a particular type of crime. They may or may not be in sequential order or even on the same page.

C1 2023 Total Prisoner Population by Minimum Term Distribution – All Offenses

Page 10 of 22

C - 23

GRAND TOTALS			TOTAL*	.5	1	1.5	2	2.5	3	3.5	4	4.5	5	10	15	20	25	>25	LIFE	AVG
VIOLATIONS			32,986	22	429	1,402	2,990	1,008	1,644	632	1,074	448	1,676	5,984	3,425	2,478	2,347	2,968	4,447	12.0
ATTEMPTS			32,667	21	404	1,327	2,900	983	1,607	613	1,065	447	1,666	5,975	3,421	2,477	2,347	2,968	4,446	12.1
Compiled Laws	Offense	Max. Penalty	307	1	25	75	90	25	37	19	9	1	10	9	4	1			1	2.5
750.2241-A	Weapons - Dangerous Weapon - Misc.	5 ATTEMPTS	5		1		3				1									2.1
750.224A	Weapons - Taser, Possession or Sale Taser	4 ATTEMPTS	1			1	1													1.7
750.224B	Weapons - Firearms, Short-Barrel Shotgun/Rifle	5 ATTEMPTS	2			1	1													1.8
750.224F	Weapons - Firearms, Possession by Felon	5 ATTEMPTS	1		1															1.3
750.224F6	Weapons - Ammunition - Possession by Felon	5 ATTEMPTS	245	1	18	35	62	22	37	9	17	1	13	21	5	2	1		1	3.3
750.226	Weapons - Dangerous Weapon, Carry w/ Unlawful Intent	5 ATTEMPTS	2			1	1													1.7
750.227	Weapons - Carry Concealed	5 ATTEMPTS	60		1	14	10	11	9	2	4		4	3	1	1				3.2
750.227B	Weapons - Felony Firearm	10 ATTEMPTS	1			1	1												1	1.7
750.227B-A	Weapons - Felony Firearm	2 ATTEMPTS	16		1	3	4	1	3	1			1		1				1	2.9
750.227B-A1	Weapons - Felony Firearm - Pneumatic Gun	2 ATTEMPTS	196		37	42	55	18	18	2	7	1	7	9						2.2
750.227B-B	Weapons - Felony Firearm - 2nd Offense	5 ATTEMPTS	1			1	1													1.5
750.227B-C	Weapons - Felony Firearm - 3rd Offense	10 ATTEMPTS	1																	2.0
750.227C	Weapons - Firearms, Possess Loaded in Vehicle	2 ATTEMPTS	570				570													2.0
750.234	Weapons - Firearms, Discharge/Aim w/o Malice and Injury	1 ATTEMPTS	3				3													2.0
750.234A	Weapons - Firearms, Discharge from Vehicle	4 ATTEMPTS	164										164							5.0
750.234A1C	Weapons - Firearms, Discharge from Vehicle Causing Serious Impairment	20 ATTEMPTS	46											46						10.0
750.234A1D	Weapons - Firearms, Discharge from Vehicle Causing Death	LIFE ATTEMPTS	1			1														1.3
750.234B	Weapons - Firearms, Discharge in/at Bldg.	4 ATTEMPTS	1										1							5.0
			33			2	6	1	6	2	4	1	4	6				1		5.3
			5									1	1	2	1					7.0
			7										1	1		1	1	1	2	16.3
			129			1	14	12	18	6	10	7	22	31	5		1	1	1	10.3

NOTE: Be sure to check for related offense codes when examining a particular type of crime. They may or may not be in sequential order or even on the same page.

C1 2023 Total Prisoner Population by Minimum Term Distribution – All Offenses

Page 11 of 22

C - 24

			TOTAL*	.5	1	1.5	2	2.5	3	3.5	4	4.5	5	10	15	20	25	>25	LIFE	AVG
GRAND TOTALS			32,986	22	429	1,402	2,990	1,008	1,644	632	1,074	448	1,676	5,984	3,425	2,478	2,347	2,968	4,447	12.0
VIOLATIONS			32,667	21	404	1,327	2,900	983	1,607	613	1,065	447	1,666	5,975	3,421	2,477	2,347	2,968	4,446	12.1
ATTEMPTS			307	1	25	75	90	25	37	19	9	1	10	9	4	1			1	2.5
Compiled Laws	Offense	Max. Penalty																		
750.235B2	Schools - Threat to Commit Act of Violence	10 ATTEMPTS	1						1											3.0
750.2373	Weapons - Firearms, Discharge OUIL Cause Impairment	5 ATTEMPTS	1		1															1.4
750.2374	Weapons - Firearms, Discharge OUIL Cause Death	15 ATTEMPTS	2										1					1		20.7
750.248	Forgery	14 ATTEMPTS	10		1	1	3	1		1		2				1				4.8
			1				1													1.8
750.248A	Financial Transaction Device - Utter & Publish	4 ATTEMPTS	1				1													2.3
750.248B	Forgery of a Document Affecting Real Property	14 ATTEMPTS	1			1														2.0
750.249	Utter & Publish	14 ATTEMPTS	41		3	12	13	3	7		2		1							2.1
			1			1														1.1
750.252	Utter & Publish - Possess Counterfeit Note w/ Intent	7 ATTEMPTS	1		1															1.1
750.254	Utter & Publish - Possess Counterfeit Bank/State/Bills	5 ATTEMPTS	1					1												3.0
750.261	Counterfeiting - Coins/Possess Less than 5	10 ATTEMPTS	1					1												2.5
750.316	Homicide	LIFE ATTEMPTS	1,059														1	16	1,042	34.9
			1																1	
750.316-A	Homicide - Murder 1st Degree, Premeditated	LIFE ATTEMPTS	1,424														5	53	1,366	34.4
750.316-AJ	Murder - 1st Degree - Premeditated - Juvenile Defendant	LIFE ATTEMPTS	5															4	1	38.8
750.316-B	Homicide - Felony Murder	LIFE ATTEMPTS	1,054														10	65	979	32.5
750.316-BJ	Homicide - Felony Murder - Juvenile Defendant	LIFE ATTEMPTS	3															3		37.2
750.316-C	Homicide - Open Murder, Statutory Short Form	LIFE ATTEMPTS	319													1	1	18	299	36.4
750.316-D	Homicide - Murder of Peace/ Corrections Officer	LIFE ATTEMPTS	2															1	1	40.0
750.317	Homicide - Murder 2nd Degree	LIFE ATTEMPTS	3,798						2				6	146	415	796	741	1,373	319	26.8

NOTE: Be sure to check for related offense codes when examining a particular type of crime. They may or may not be in sequential order or even on the same page.

C1 2023 Total Prisoner Population by Minimum Term Distribution – All Offenses

Page 12 of 22

C - 25

GRAND TOTALS			TOTAL*	.5	1	1.5	2	2.5	3	3.5	4	4.5	5	10	15	20	25	>25	LIFE	AVG
VIOLATIONS			32,986	22	429	1,402	2,990	1,008	1,644	632	1,074	448	1,676	5,984	3,425	2,478	2,347	2,968	4,447	12.0
ATTEMPTS			32,667	21	404	1,327	2,900	983	1,607	613	1,065	447	1,666	5,975	3,421	2,477	2,347	2,968	4,446	12.1
Compiled Laws	Offense	Max. Penalty	307	1	25	75	90	25	37	19	9	1	10	9	4	1			1	2.5
750.317A	Deliver Controlled Substance Cause Death	LIFE ATTEMPTS	60						1		2	1	2	16	20	9	3	5	1	14.4
750.321	Homicide - Manslaughter	15 ATTEMPTS	66			1	1	3	2		3		10	33	3	5	2	3		10.2
750.321-A	Homicide - Manslaughter, Statutory Short Form	15 ATTEMPTS	163				1	1	10	1	10		19	88	20	11	1	1		8.7
750.321-C	Homicide - Manslaughter, Involuntary	15 ATTEMPTS	104		2	2	9	2	7	1	3	4	11	38	11	4	7	1	2	8.5
750.321-E	Homicide - Manslaughter w/ Motor Vehicle	15 ATTEMPTS	2				1						1							3.5
750.322	Homicide - Willful Killing of Unborn Child	15 ATTEMPTS	9								1	1	3	2	1	1				7.8
750.329	Homicide - Manslaughter, Death w/ Weapon, Aim w/o Malice	15 ATTEMPTS	1				1												1	1.9
750.329	Homicide - Manslaughter, Death w/ Weapon, Aim w/o Malice	15 ATTEMPTS	16				1	2			1		5	7						5.0
750.335A	Indecent Exposure (Sexually Delinquent Person)	MISD ATTEMPTS	3	2														1		10.0
750.335A2B	Aggravated Indecent Exposure	2 ATTEMPTS	20		2	4	3		4		3		1	3						3.3
750.335A2C	Indecent Exposure by Sexually Delinquent Person	LIFE ATTEMPTS	45	9	2		3		1	1	1	1	3	13	9		2			7.1
750.338	Gross Indecency Between Males, Commit/Procure	5 ATTEMPTS	1						1											2.8
750.338A-B	Sexually Delinquent Person Notice Gross Indecency between Male & Female	LIFE ATTEMPTS	1							1										3.3
750.338B	Gross Indecency Between Male & Female, Commit/Procure	5 ATTEMPTS	5			1	1		1		1							1		11.1
750.349	Kidnapping	LIFE ATTEMPTS	116										2	10	23	26	10	22	23	43.9
750.349A	Prisoner Taking Hostage	LIFE ATTEMPTS	2																2	
750.349B	Unlawful Imprisonment	15 ATTEMPTS	147		1	2	4	3	6	1	4	5	15	55	27	15	3	5	1	10.4
750.350	Kidnapping - Child Enticement	LIFE ATTEMPTS	3			3														1.4
750.350	Kidnapping - Child Enticement	LIFE ATTEMPTS	20										1	2	5	5	2	3	2	20.1
750.3562A	Larceny - \$20K or More	10 ATTEMPTS	1						1											3.0
750.3562A	Larceny - \$20K or More	10 ATTEMPTS	9			1	1	2	4					1						3.0
750.3562A	Larceny - \$20K or More	10 ATTEMPTS	1			1														1.5

NOTE: Be sure to check for related offense codes when examining a particular type of crime. They may or may not be in sequential order or even on the same page.

C1 2023 Total Prisoner Population by Minimum Term Distribution – All Offenses

Page 13 of 22

C - 26

			TOTAL*	.5	1	1.5	2	2.5	3	3.5	4	4.5	5	10	15	20	25	>25	LIFE	AVG
GRAND TOTALS			32,986	22	429	1,402	2,990	1,008	1,644	632	1,074	448	1,676	5,984	3,425	2,478	2,347	2,968	4,447	12.0
VIOLATIONS			32,667	21	404	1,327	2,900	983	1,607	613	1,065	447	1,666	5,975	3,421	2,477	2,347	2,968	4,446	12.1
ATTEMPTS			307	1	25	75	90	25	37	19	9	1	10	9	4	1			1	2.5
Compiled Laws	Offense	Max. Penalty																		
750.3563A	Larceny - \$1K - <\$20K	5	29		2	9	8	3	6					1						2.1
		ATTEMPTS	2			2														1.2
750.3563B	Larceny - \$200 - <\$1K - 2nd+ Offense	5	3				1	2												2.3
		ATTEMPTS																		
750.356A1	Larceny - From Motor Vehicle	5	14		1	3	7	1	2											1.9
		ATTEMPTS	2		1	1	1													1.4
750.356A2C1	Breaking & Entering - Vehide/Semi-Trailer/House Trailer, \$1K - <\$20K	5	5			3			1				1							2.5
		ATTEMPTS																		
750.356A3	Breaking & Entering - Vehide Semi-Trailer/House Trailer, w/ Damage	5	11			1	4		4		2									2.6
		ATTEMPTS	1		1															1.0
750.356C	Retail Fraud - 1st Degree	5	204		18	61	63	21	17	6	14		1	3						2.1
		ATTEMPTS	2		1	1	1													1.4
750.357	Larceny from Person	10	80		4	8	16	8	11	8	7	2	4	11	1					3.4
		ATTEMPTS	6		1	1	2		1	1	1									2.2
750.357B	Weapons - Firearms - Larceny	5	9			3		1	2	1	1			1						3.1
		ATTEMPTS																		
750.360	Larceny in Building	4	39		4	17	10	4	1	1	1			1						1.8
		ATTEMPTS																		
750.3622A	Larceny by Conversion, \$20K or More	10	3			1	2													1.7
		ATTEMPTS																		
750.3622B	Larceny by Conversion, \$1K - <\$20K - 3rd+ Offense	10	1					1												2.3
		ATTEMPTS																		
750.3623A	Larceny by Conversion, \$1K - <\$20K	5	5			1	4													1.8
		ATTEMPTS																		
750.362A	Fail to Return Rented Property Over \$100 (obsolete)	10	1											1						10.0
		ATTEMPTS																		
750.362A2A	Fail to Return Rented Property, \$20K or More	10	2				1			1										2.4
		ATTEMPTS																		
750.362A3A	Fail to Return Rented Property, \$1K - <\$20K	5	1						1											3.0
		ATTEMPTS																		
750.3633A	Larceny by False Personation, \$1K - <\$20K	5	1			1														1.2
		ATTEMPTS																		
750.377A1B1	Malicious Destruction Pers. Prop., \$1K - <\$20K	5	20		1	5	7		1	4	1		1							2.3
		ATTEMPTS																		
750.377B	Malicious Destruction Fire/Police Property	4	31		1	12	13	2	2		1									1.8
		ATTEMPTS	1			1														1.5

NOTE: Be sure to check for related offense codes when examining a particular type of crime. They may or may not be in sequential order or even on the same page.

C1 2023 Total Prisoner Population by Minimum Term Distribution – All Offenses

Page 14 of 22

C - 27

GRAND TOTALS			TOTAL*	.5	1	1.5	2	2.5	3	3.5	4	4.5	5	10	15	20	25	>25	LIFE	AVG
VIOLATIONS			32,986	22	429	1,402	2,990	1,008	1,644	632	1,074	448	1,676	5,984	3,425	2,478	2,347	2,968	4,447	12.0
ATTEMPTS			32,667	21	404	1,327	2,900	983	1,607	613	1,065	447	1,666	5,975	3,421	2,477	2,347	2,968	4,446	12.1
Max. Penalty			307	1	25	75	90	25	37	19	9	1	10	9	4	1			1	2.5
Compiled Laws	Offense	Max. Penalty																		
750.3802A	Malicious Destruction of Bldg., \$20K or More	10 ATTEMPTS	1					1												2.4
750.3803A	Malicious Destruction of Bldg., \$1K - <\$20K	5 ATTEMPTS	7				4	1		1	1									2.5
750.3821C1	Mal. Destr. Trees/Shrubs/etc. \$1K - <\$20K	5 ATTEMPTS	1				1													1.9
750.383A	Malicious Destruction of Prop., Utility Prop.	4 ATTEMPTS	1			1														1.5
750.397	Mayhem	10 ATTEMPTS	2		1								1							3.0
750.411A1B	False Report of Felony	4 ATTEMPTS	13		1	4	4	1	2					1						2.2
750.411A3A	False Report/Threat of Bomb/Harmful Device	4 ATTEMPTS	2				1				1									3.0
750.411H2B	Stalking a Minor	5 ATTEMPTS	3				1		1					1						4.9
750.411i	Stalking - Aggravated	5 ATTEMPTS	94		4	15	31	9	8	3	6		4	5	5	3		1		3.9
			1			1														1.4
750.411i2B	Stalking a Minor - Aggravated	10 ATTEMPTS	1										1							5.0
750.411S2A	Unlawful Posting Message	2 ATTEMPTS	2			1			1											2.0
750.411U	Gang Membership - Assoc/Member Commit/Attempt Felony	20 ATTEMPTS	8							1	1		1	5						6.1
750.413	Motor Vehicle - Unlawful Drive Away	5 ATTEMPTS	126		11	28	42	16	13	3	8		1	4						2.2
			3			3														1.4
750.414	Motor Vehicle - Unlawful Use	2 ATTEMPTS	5			2	1	2												1.7
750.4152	Motor Vehicle - Conceal/Misrep. Identity to Mislead	4 ATTEMPTS	1		1															1.0
750.422	Perjury - Court Proceeding	LIFE ATTEMPTS	1															1		30.0
750.422-B	Perjury - Court Proceeding	15 ATTEMPTS	2			1				1										2.3
750.4362A	Poisoning - Food/Drink/Medicine/Water	15 ATTEMPTS	1				1													2.0

NOTE: Be sure to check for related offense codes when examining a particular type of crime. They may or may not be in sequential order or even on the same page.

C1 2023 Total Prisoner Population by Minimum Term Distribution – All Offenses

Page 15 of 22

C - 28

			TOTAL*	.5	1	1.5	2	2.5	3	3.5	4	4.5	5	10	15	20	25	>25	LIFE	AVG
GRAND TOTALS			32,986	22	429	1,402	2,990	1,008	1,644	632	1,074	448	1,676	5,984	3,425	2,478	2,347	2,968	4,447	12.0
VIOLATIONS			32,667	21	404	1,327	2,900	983	1,607	613	1,065	447	1,666	5,975	3,421	2,477	2,347	2,968	4,446	12.1
ATTEMPTS			307	1	25	75	90	25	37	19	9	1	10	9	4	1			1	2.5
Compiled Laws	Offense	Max. Penalty																		
750.455	Prostitution - Pandering	20	5				1				1			2			1			17.6
	ATTEMPTS		1						1											3.0
750.457	Prostitution - Accept Earnings	20	2										2							5.0
	ATTEMPTS																			
750.459	Prostitution - Transport Female (perhaps compel)	20	9				2		1				1	1	3	1				9.0
	ATTEMPTS																			
750.462B1	Human Trafficking - Threats of Physical Harm	10	3								1		1	1						5.3
	ATTEMPTS																			
750.462B2	Human Trafficking-Forced Labor Resulting in Injury/Commercial Sexual Activity	15	5							1	2			2						5.1
	ATTEMPTS																			
750.462C4	Human Trafficking - Debt Bondage w/Kidnapping, CSC, or Death	LIFE	1												1					15.0
	ATTEMPTS																			
750.462DB1	Human Trafficking Enterprise	10	1						1											3.0
	ATTEMPTS																			
750.462DB2	Human Trafficking Enterprise Resulting in Injury/Commercial Sexual Activity	15	2								1			1						7.0
	ATTEMPTS																			
750.462DB4	Human Trafficking Enterprise Involving Kidnapping, CSC, or Death	LIFE	2											1	1					10.0
	ATTEMPTS																			
750.462EA	Human Trafficking - Minor for Commercial Sexual Activity	20	4								2	1		1						4.7
	ATTEMPTS																			
750.462EB	Human Trafficking - Minor for Forced Labor	20	1								1									4.0
	ATTEMPTS																			
750.462G	Human Trafficking - Recruit Minor, Sexually Abusive Activity	20	1														1			25.0
	ATTEMPTS																			
750.462I	Human Trafficking - Kidnap, CSC or Attempt to Kill	LIFE	2											1				1		21.1
	ATTEMPTS																			
750.479-B	Police Officer/Public Officer - Resist/Obstruct	2	1								1									4.0
	ATTEMPTS																			
750.4792	Public Officer - Assault/Obstruct	2	1						1											3.0
	ATTEMPTS																			
750.4792C2	Lying to Peace Officer - 4 Year or More Crime Investigation	2	2		1	1														1.8
	ATTEMPTS																			
750.479A2	Police Officer - Flee (Penal Code) 4th Degree	2	6	1	3	1					1									1.8
	ATTEMPTS																			
750.479A3	Police Officer - Flee (Penal Code) 3rd Degree	5	62	6	8	14	9	10	2	7			3	1	1		1			3.0
	ATTEMPTS																			

NOTE: Be sure to check for related offense codes when examining a particular type of crime. They may or may not be in sequential order or even on the same page.

C1 2023 Total Prisoner Population by Minimum Term Distribution – All Offenses

Page 16 of 22

C - 29

			TOTAL*	.5	1	1.5	2	2.5	3	3.5	4	4.5	5	10	15	20	25	>25	LIFE	AVG
GRAND TOTALS			32,986	22	429	1,402	2,990	1,008	1,644	632	1,074	448	1,676	5,984	3,425	2,478	2,347	2,968	4,447	12.0
VIOLATIONS			32,667	21	404	1,327	2,900	983	1,607	613	1,065	447	1,666	5,975	3,421	2,477	2,347	2,968	4,446	12.1
ATTEMPTS			307	1	25	75	90	25	37	19	9	1	10	9	4	1			1	2.5
Compiled Laws	Offense	Max. Penalty																		
750.479A4-A	Police Officer - Flee (Penal Code) - 2nd Offense	10 ATTEMPTS	24			1	1	2	6	1		1	1	9	1	1				10.9
750.479A5-A	Police Officer - Flee (Penal Code) 1st Degree	15 ATTEMPTS	2											1		1				14.0
750.479B1	Peace Officer - Disarming - Non-Firearm	4 ATTEMPTS	1				1													2.0
750.479B2	Peace Officer - Disarming - Firearm	10 ATTEMPTS	1		1															1.3
750.483A2B	Interfere w/ Crime Report Threat to Kill/Injure	10 ATTEMPTS	9				2	1	3	1					2					5.3
750.483A4B	Interfere w/ Police Investigation Threat to Kill/Injure	10 ATTEMPTS	7				1	1		1			2	2						4.8
750.483A6A	Tamper w/ Evidence	4 ATTEMPTS	1			1														1.7
750.483A6B	Tamper w/ Evidence - Criminal Case Max >10 yr Term	10 ATTEMPTS	2					2												3.0
750.505	Common Law Offenses	5 ATTEMPTS	1															1		1.5
750.505-A	Obstruction of Justice	5 ATTEMPTS	9				2	1	1		1		1	3						4.5
750.505-B	Accessory After the Fact to Felony	5 ATTEMPTS	1															1	1	40.0
750.50B	Animals - Kill/Torture	4 ATTEMPTS	5			1	5						2							5.2
750.50B3	Animals-Killing/Torturing- 1st Degree	10 ATTEMPTS	8																	2.6
750.50B4	Animals - Kill/Torture - Second Degree	7 ATTEMPTS	5			1	2		2											4.4
750.520	Rape	LIFE ATTEMPTS	1										1							5.0
750.520B	CSC - 1st Degree - Multiple Variables	LIFE ATTEMPTS	3			1			1	1										2.4
750.520B1A	CSC - 1st Degree - Person Under 13	LIFE ATTEMPTS	5																5	
750.520B1B	CSC - 1st Degree - Relationship	LIFE ATTEMPTS	881				2	1	1	1	1		3	87	194	155	119	221	96	23.4
			800				2		5	1	2	6	10	94	187	152	166	117	58	19.8
			1				1													1.6
			548						3	4	3		8	92	190	117	54	68	9	17.4

NOTE: Be sure to check for related offense codes when examining a particular type of crime. They may or may not be in sequential order or even on the same page.

C1 2023 Total Prisoner Population by Minimum Term Distribution – All Offenses

Page 17 of 22

C - 30

GRAND TOTALS			TOTAL*	.5	1	1.5	2	2.5	3	3.5	4	4.5	5	10	15	20	25	>25	LIFE	AVG
VIOLATIONS			32,986	22	429	1,402	2,990	1,008	1,644	632	1,074	448	1,676	5,984	3,425	2,478	2,347	2,968	4,447	12.0
ATTEMPTS			32,667	21	404	1,327	2,900	983	1,607	613	1,065	447	1,666	5,975	3,421	2,477	2,347	2,968	4,446	12.1
Max. Penalty			307	1	25	75	90	25	37	19	9	1	10	9	4	1			1	2.5
Compiled Laws	Offense	Max. Penalty																		
750.520B1C	CSC - 1st Degree - During Felony	LIFE ATTEMPTS	207											21	46	38	21	68	13	24.2
750.520B1D	CSC - 1st Degree - Accomplices	LIFE ATTEMPTS	37											4	3	7	7	12	4	25.5
750.520B1E	CSC - 1st Degree - Weapon Used	LIFE ATTEMPTS	148										10	10	23	21	61	23		28.3
750.520B1F	CSC - 1st Degree - Personal Injury	LIFE ATTEMPTS	251				2			1		1	1	31	52	41	47	62	14	22.8
750.520B1G	CSC - 1st Degree - Injury to Incapacitated Victim	LIFE ATTEMPTS	6						1					1	2		1	1		18.1
750.520B1H	CSC - 1st Degree - Mentally Disabled Relationship	LIFE ATTEMPTS	18											3	4	7		4		19.8
750.520B2B	CSC - 1st Degree - Person <13, Defendant 17+ yrs.	LIFE ATTEMPTS	738					1	1				2	11	27	22	538	121	15	25.8
750.520B2C	CSC - 1st Degree - Person <13, Defendant 17+ yrs - 2nd Offense	LIFE ATTEMPTS	2		1				1											2.0
750.520B2C	CSC - 1st Degree - Person <13, Defendant 17+ yrs - 2nd Offense	LIFE ATTEMPTS	17														1	1	15	55.0
750.520C	CSC - 2nd Degree - Multiple Variables	15 ATTEMPTS	95			2	7	5	6	3	8	3	11	37	4	1	4	3	1	7.8
750.520C1A	CSC - 2nd Degree - Person Under 13	15 ATTEMPTS	3		1	1			1											2.1
750.520C1A	CSC - 2nd Degree - Person Under 13	15 ATTEMPTS	203			9	17	12	15	7	12	3	26	69	14	11	3	5		7.5
750.520C1B	CSC - 2nd Degree - Relationship	15 ATTEMPTS	6			1	1		2	1			1	1						4.2
750.520C1B	CSC - 2nd Degree - Relationship	15 ATTEMPTS	94			7	9	7	6	4	5	1	9	35	5	3	2	1		6.6
750.520C1C	CSC - 2nd Degree - During Felony	15 ATTEMPTS	3			1	1				1									2.8
750.520C1C	CSC - 2nd Degree - During Felony	15 ATTEMPTS	19						2		1	1	3	9	2			1		8.6
750.520C1D	CSC - 2nd Degree - Accomplices	15 ATTEMPTS	3				1			1				1						3.7
750.520C1E	CSC - 2nd Degree - Weapon Used	15 ATTEMPTS	8						1		1			1	1	2		2		19.4
750.520C1F	CSC - 2nd Degree - Personal Injury	15 ATTEMPTS	58			1	6	2	11	2	6	2	8	14	2	1		2	1	6.1
750.520C1G	CSC - 2nd Degree - Injury to Incapacitated Victim	15 ATTEMPTS	6				1	3						1			1			6.7
750.520C1H	CSC - 2nd Degree - Mentally Disabled Relationship	15 ATTEMPTS	8				2	1		1		1		3						4.5
750.520C2B	CSC - 2nd Degree - Person <13, Defendant 17+ yrs.	15 ATTEMPTS	368		1	10	21	13	30	16	14	6	48	156	30	11	6	5	1	7.5
750.520C2B	CSC - 2nd Degree - Person <13, Defendant 17+ yrs.	15 ATTEMPTS	9			2	4	1	2											2.0

NOTE: Be sure to check for related offense codes when examining a particular type of crime. They may or may not be in sequential order or even on the same page.

C1 2023 Total Prisoner Population by Minimum Term Distribution – All Offenses

Page 18 of 22

C - 31

GRAND TOTALS			TOTAL*	.5	1	1.5	2	2.5	3	3.5	4	4.5	5	10	15	20	25	>25	LIFE	AVG
VIOLATIONS			32,986	22	429	1,402	2,990	1,008	1,644	632	1,074	448	1,676	5,984	3,425	2,478	2,347	2,968	4,447	12.0
ATTEMPTS			32,667	21	404	1,327	2,900	983	1,607	613	1,065	447	1,666	5,975	3,421	2,477	2,347	2,968	4,446	12.1
Compiled Laws	Offense	Max. Penalty	307	1	25	75	90	25	37	19	9	1	10	9	4	1			1	2.5
750.520D	CSC - 3rd Degree - Multiple Variables	15 ATTEMPTS	209			2	4	7	11	1	11	5	22	98	32	9	1	5	1	17.7
			5			1	1	1	1				1							2.7
750.520D1A	CSC - 3rd Degree - Person 13-15	15 ATTEMPTS	641	1	7	12	30	15	53	15	32	15	74	298	50	27	8	3	1	14.8
			21		2	4	6	1	2	5			1							2.3
750.520D1B	CSC - 3rd Degree - Force/Coercion	15 ATTEMPTS	355			4	14	8	16	6	10	7	43	171	30	24	12	10		18.6
			7			1	2		4											4.9
750.520D1C	CSC - 3rd Degree - Incapacitated Victim	15 ATTEMPTS	72		2		4	2	8	1	2	1	4	31	9	5	2	1		8.2
			2					1	1											2.6
750.520D1D	CSC - 3rd Degree - Incest	15 ATTEMPTS	94				2		3	1	4	1	11	58	9	2	3			17.2
750.520D1E	CSC - 3rd Degree - Student	15 ATTEMPTS	7				1	1				1	1	3						5.8
750.520E	CSC - 4th Degree - Multiple Variables	2 ATTEMPTS	4					1	2		1									3.0
750.520E1A	CSC - 4th Degree - Force/Coercion	2 ATTEMPTS	26		5	10	2	2	5				1	1						2.1
			1		1															1.0
750.520E1A-A	CSC - 4th Degree - Victim 13-16	2 ATTEMPTS	8			4			2	1			1							4.8
750.520F	CSC - 2nd+ Offense	LIFE ATTEMPTS	2										1		1					10.0
750.520G1	CSC - Assault w/ Intent to Commit Sexual Penetration	10 ATTEMPTS	170		3	10	26	9	16	9	11	1	28	42	4	3	6	2		5.8
			1			1														1.5
750.520G2	CSC - 2nd Degree Assault	5 ATTEMPTS	34		2	9	10	2	2	3	1		1	3					1	2.5
			1		1															1.0
750.529	Robbery - Armed	LIFE ATTEMPTS	2,710			2	29	12	42	37	42	56	114	808	740	352	218	225	33	14.0
			4				2		1							1				6.2
750.529-A	Robbery - Armed - Serious Injury	LIFE ATTEMPTS	42						1					22	9	3	3	4		12.8
750.529A	Carjacking	LIFE ATTEMPTS	443				4	3	17	9	19	10	22	155	105	51	20	27	1	11.8
			1							1										3.2
750.530	Robbery - Unarmed	15 ATTEMPTS	514	1	14	12	72	33	81	15	50	21	57	120	27	6	1	4		5.1
			11		2	1	3		4						1					3.0
750.531	Bank Robbery/Safe Breaking	LIFE ATTEMPTS	4								1					1			2	11.1
750.531-A	Bank Robbery	LIFE ATTEMPTS	64		2	1	7	1	3	3	2	3	7	13	7	7	2	6		10.3
			1		1															1.0

NOTE: Be sure to check for related offense codes when examining a particular type of crime. They may or may not be in sequential order or even on the same page.

C1 2023 Total Prisoner Population by Minimum Term Distribution – All Offenses

Page 19 of 22

C - 32

			TOTAL*	.5	1	1.5	2	2.5	3	3.5	4	4.5	5	10	15	20	25	>25	LIFE	AVG
GRAND TOTALS			32,986	22	429	1,402	2,990	1,008	1,644	632	1,074	448	1,676	5,984	3,425	2,478	2,347	2,968	4,447	12.0
VIOLATIONS			32,667	21	404	1,327	2,900	983	1,607	613	1,065	447	1,666	5,975	3,421	2,477	2,347	2,968	4,446	12.1
ATTEMPTS			307	1	25	75	90	25	37	19	9	1	10	9	4	1			1	2.5
Compiled Laws	Offense	Max. Penalty																		
750.531B	Safe Breaking	LIFE ATTEMPTS	40				3		2	1	2		4	17	3	6		2		9.6
			2		2															1.0
750.532	Seduction	5 ATTEMPTS	1			1														1.5
750.535-A	Stolen Prop. - Receive & Conceal, >\$100 (Obsolete)	5 ATTEMPTS	2												1				1	12.0
750.5352A	Stolen Prop. - Receive & Conceal, \$20K or More	10 ATTEMPTS	9		1	1	2	2	1				1	1						3.2
			1						1											3.0
750.5352B	Stolen Prop. - Receive & Conceal, \$1K - <\$20K - 3rd+ Offense	10 ATTEMPTS	1											1						6.0
750.5353A	Stolen Prop. - Receive & Conceal, \$1K - <\$20K	5 ATTEMPTS	38		4	9	9	8	3		2		1	2						2.5
			1			1														1.3
750.5353B	Stolen Prop. - Receive & Conceal, \$200 - <\$1K - 2nd+ Offense	5 ATTEMPTS	2						1		1									3.5
750.5357	Stolen Prop. - Receive & Conceal, Motor Vehicle	5 ATTEMPTS	60	1	5	17	20	4	8	1	4									2.0
			1		1															1.0
750.5358	Stolen Prop. - Receive & Conceal, Motor Vehicle - Second Offense	10 ATTEMPTS	6		1	1	1	1		1			1							2.6
			1			1														1.2
750.535A2	Motor Vehicles - Operate Chop Shop	10 ATTEMPTS	1						1											3.0
750.535B	Weapons - Firearms, Receive & Conceal	10 ATTEMPTS	28		3	5	12	3	1	2	1		1							2.1
750.539J2B	Capture/Distribute Image of Unclothed Person	5 ATTEMPTS	7			1	4		1		1									2.3
750.5405B	Interfere w/ Electronic Communications, Injury/Death	4 ATTEMPTS	1						1											3.0
750.543F-A	Terrorism	LIFE ATTEMPTS	1													1				16.0
750.543K1B	Terrorism - Terrorist Acts - Provide Material Support	20 ATTEMPTS	1						1											3.0
750.543M	Terrorism - False Report or Threat	20 ATTEMPTS	20			1			1	1	2		2	9	3	1				7.6
			3				1	1		1										2.6
750.543P	Terrorism - Use of Internet/Telecomm. to Commit	20 ATTEMPTS	1											1						6.5
750.552B	Trespass - State Correctional Facility	4 ATTEMPTS	1								1									3.6

NOTE: Be sure to check for related offense codes when examining a particular type of crime. They may or may not be in sequential order or even on the same page.

C1 2023 Total Prisoner Population by Minimum Term Distribution – All Offenses

Page 20 of 22

C - 33

GRAND TOTALS			TOTAL*	.5	1	1.5	2	2.5	3	3.5	4	4.5	5	10	15	20	25	>25	LIFE	AVG
VIOLATIONS			32,986	22	429	1,402	2,990	1,008	1,644	632	1,074	448	1,676	5,984	3,425	2,478	2,347	2,968	4,447	12.0
ATTEMPTS			32,667	21	404	1,327	2,900	983	1,607	613	1,065	447	1,666	5,975	3,421	2,477	2,347	2,968	4,446	12.1
Compiled Laws	Offense	Max. Penalty	307	1	25	75	90	25	37	19	9	1	10	9	4	1			1	2.5
750.72	Arson - Dwelling House/ Curtilage	20 ATTEMPTS	24				2			1		1	8	9	1	1			1	20.3
750.72-A	Arson - Dwelling House	20 ATTEMPTS	1				1					1		2	5	3				2.2
750.73	Arson - Real Property	10 ATTEMPTS	12				1							2						11.7
750.731	Arson - Second Degree	20 ATTEMPTS	4				1	1						1	1					5.5
750.74	Arson - Personal Property, Over \$50	4 ATTEMPTS	62			1	2	2	2	2	5	2	8	27	8	4				15.0
750.741B	Arson - Third Degree - Prior Conviction	10 ATTEMPTS	1				4	1	1	1			2	7		1		2		1.2
750.751	Fourth Degree Arson	5 ATTEMPTS	21		1	2	4	1	1											14.7
750.761A	Arson of an Insured Dwelling	LIFE ATTEMPTS	3				2													3.1
750.761B	Arson of Insured Real Property	20 ATTEMPTS	1				2	1		1										2.3
750.791C1	Arson - Preparation to Burn Property, \$1K - <\$20K	5 ATTEMPTS	8		1	2	2	1		1				1						5.8
750.791C3	Arson - Preparation to Burn Property	5 ATTEMPTS	1												1					7.0
750.791D1	Arson - Preparation to Burn Property, \$20K or More	10 ATTEMPTS	2						1											4.5
750.791D6	Arson - Preparation to Burn a Building	10 ATTEMPTS	2				2													1.9
750.814	Domestic Violence - 3rd Offense	2 ATTEMPTS	4				3								1					4.4
750.81A3	Domestic Violence, Aggravated - 2nd Offense	2 ATTEMPTS	1						1											3.0
750.81D1	Police Officer - Assault/Resist/Obstruct	2 ATTEMPTS	5		1		1	1			1			1						3.0
750.81D2	Police Officer - Assault/Resist/Obstruct, Causing Injury	4 ATTEMPTS	316	1	6	61	99	28	45	19	20	1	19	12	3	1	1			8.4
750.81D3	Police Officer - Assault/Resist/Obstruct, Serious Impairment	15 ATTEMPTS	1				1													2.0
			37		4	4	7	5	3	6	3	1	1	3						2.8
			1						1											3.0
			131		11	45	32	13	19		6		2	3						2.1
			38		3	12	11	3	4	4				1						2.1
			13					1	1		1	1		5	1	3				9.7

NOTE: Be sure to check for related offense codes when examining a particular type of crime. They may or may not be in sequential order or even on the same page.

C1 2023 Total Prisoner Population by Minimum Term Distribution – All Offenses

Page 21 of 22

C - 34

GRAND TOTALS			TOTAL*	.5	1	1.5	2	2.5	3	3.5	4	4.5	5	10	15	20	25	>25	LIFE	AVG
VIOLATIONS			32,986	22	429	1,402	2,990	1,008	1,644	632	1,074	448	1,676	5,984	3,425	2,478	2,347	2,968	4,447	12.0
ATTEMPTS			32,667	21	404	1,327	2,900	983	1,607	613	1,065	447	1,666	5,975	3,421	2,477	2,347	2,968	4,446	12.1
Max. Penalty			307	1	25	75	90	25	37	19	9	1	10	9	4	1			1	2.5
Compiled Laws	Offense	Max. Penalty																		
750.81E2	Assaulting a Utility Company Employee or Contractor Causing Bodily Injury	2 ATTEMPTS	1		1															1.3
750.82	Felonious Assault	4 ATTEMPTS	206		24	52	68	21	17	1	12	1	5	5						2.1
			6		4	1	1													1.6
750.83	Assault w/ Intent to Murder	LIFE ATTEMPTS	1,315			2	3	6	1	17	5	30	302	311	211	130	230	67		18.1
			1				1													2.5
750.84	Assault w/ Intent to do Great Bodily Harm Less Than Murder	10 ATTEMPTS	1,167		15	33	131	63	113	59	126	25	143	320	64	10	47	11	7	12.5
			60			14	18	6	7	5	3	1	3	3						2.6
750.841B	Assault by Strangulation	10 ATTEMPTS	26			3	1	1			2		7	5	2		4	1		9.6
			3			2					1									2.5
750.85	Torture	LIFE ATTEMPTS	71										5	20	24	6	14	2		20.1
750.86	Assault w/ Intent to Maim	10 ATTEMPTS	6			1	2							3						4.1
750.87	Assault w/ Intent to Commit Felony	10 ATTEMPTS	3							1					1			1		22.8
750.88	Assault w/ Intent to Rob While Unarmed	15 ATTEMPTS	44		2	2	11	5	8	1	1		7	4	2			1		4.6
			1				1	1												2.3
750.89	Assault w/ Intent to Rob While Armed	LIFE ATTEMPTS	284				1	2	9	5	6	2	8	56	91	50	20	29	5	15.1
750.90A	Assault - Pregnant Individual, Miscarriage/Stillbirth w/ Intent	LIFE ATTEMPTS	5												2		1	1	1	21.1
750.90DA	Pregnant Individ. - Oper. Under Infl., Miscarriage/Stillbirth	15 ATTEMPTS	1								1									4.0
750.91	Homicide - Attempted Murder	LIFE ATTEMPTS	19										1	2	7	4	2	2	1	18.5
752.10031	Health Care Fraud - False Claim	4 ATTEMPTS	1			1														1.1
752.1084	Organized Retail Crime	5 ATTEMPTS	13		1	2	2	2	4		1			1						5.2
752.541	Riot	10 ATTEMPTS	1					1												2.5
752.542A	Prisons - Riots	10 ATTEMPTS	2											1	1					10.3
752.7971D1	Computers - Fraudulent Access, \$20K or More	10 ATTEMPTS	1				1													1.9

NOTE: Be sure to check for related offense codes when examining a particular type of crime. They may or may not be in sequential order or even on the same page.

C1 2023 Total Prisoner Population by Minimum Term Distribution – All Offenses

Page 22 of 22

C - 35

			TOTAL*	.5	1	1.5	2	2.5	3	3.5	4	4.5	5	10	15	20	25	>25	LIFE	AVG	
GRAND TOTALS			32,986	22	429	1,402	2,990	1,008	1,644	632	1,074	448	1,676	5,984	3,425	2,478	2,347	2,968	4,447	12.0	
VIOLATIONS			32,667	21	404	1,327	2,900	983	1,607	613	1,065	447	1,666	5,975	3,421	2,477	2,347	2,968	4,446	12.1	
ATTEMPTS			307	1	25	75	90	25	37	19	9	1	10	9	4	1			1	2.5	
Compiled Laws	Offense	Max. Penalty																			
752.7973C	Computers - Use to Commit Crime Max 2 yrs - <4 yrs	4 ATTEMPTS	4			2	2														1.8
752.7973D	Computers - Use to Commit Crime Max 4 yrs - <10 yrs	7 ATTEMPTS	71			3	14	10	9	4	6	2	8	14	1						4.0
752.7973E	Computers - Use to Commit Crime Max 10 yrs - <20 yrs	10 ATTEMPTS	5			1	1			1				2							4.2
752.7973F	Computers - Use to Commit Crime Max 20 yrs or More	20 ATTEMPTS	17								2		2	10	1	2					8.7
752.811A	Breaking & Entering - Coin Operated Device	3 ATTEMPTS	2		1			1													1.8
767A.91A	Prosecutor's Investigative Perjury	15 ATTEMPTS	1						1												3.0
767A.91B	Prosecutor's Investigative Subpoena Perjury	LIFE ATTEMPTS	13						1				3	4	1	3			1		12.5
769.12	Habitual Offender - 4th Offense	LIFE ATTEMPTS	7																	7	
771.3F	Tampering with Electronic Monitoring Device	2 ATTEMPTS	10			4	4	1	1												1.8
800.2811	Prisons - Furnish Contraband to Prisoner in Prison	5 ATTEMPTS	1		1																1.0
800.2814	Prisons - Prisoner Possessing Contraband	5 ATTEMPTS	6				2	4													2.2
800.2833	Prisons - Bring Weapon into	5 ATTEMPTS	1				1														2.0
800.2834	Prisons - Prisoner Possessing Weapon	5 ATTEMPTS	23			2	12	6			3										2.1
800.283A	Prisons - Furnish Cellphone to Prisoner	5 ATTEMPTS	1		1																1.0
801.2622	Jails - Prisoner Possess Weapon	5 ATTEMPTS	7		1	3			1					2							2.8
801.262A2	Jails - Prisoner Possessing a Cell Phone	5 ATTEMPTS	2			1	1														3.2
801.2631	Jails - Furnish Contraband to Prisoner	5 ATTEMPTS	3			2	1														1.6
801.2632	Jails - Prisoner Possessing Contraband	5 ATTEMPTS	8	1		1	2	1	3												2.1

* Sentences with insufficient information = 12.

NOTES: Be sure to check for related offense codes when examining a particular type of crime. They may or may not be in sequential order or even on the same page.
 Largest minimum term is reported for prisoners with multiple offenses.
 When minimum terms exceed maximum penalties, that may be due to anomalies in criminal justice practices, habitualized offenses, database errors, etc.
 Each minimum term category is rounded up from the preceding category (for example, the ten-year category includes all minimums longer than five years up to exactly ten years).
 Minimum term averages are based on raw data (with life sentences excluded from the calculations).
 HYTA cases are included in the data.

Source: Offender Management Network Information (OMNI)

C1a 2023 Total Prisoner Population by Minimum Term Distribution – Non-Assaultive Offenses

Page 1 of 9

C - 36

GRAND TOTALS			TOTAL	.5	1	1.5	2	2.5	3	3.5	4	4.5	5	10	15	20	25	>25	LIFE	AVG
VIOLATIONS			4,232	5	204	579	1,414	336	402	123	230	43	357	437	58	23	7	4	10	3.3
ATTEMPTS			4,168	5	197	556	1,393	331	399	122	229	43	356	435	58	23	7	4	10	3.3
Max. Penalty			64		7	23	21	5	3	1	1		1	2						1.9
Compiled Laws	Offense	Max. Penalty																		
28.2951A-A	State ID Card - Alter/Forge/Use to Commit Felony	10 ATTEMPTS	1										1							4.8
28.729	Sex Offenders - Failure to Register	4 ATTEMPTS	13			6	5	1	1											3.5
28.7291B	Sex Offenders - Failure to Register - 2nd Offense	7 ATTEMPTS	1			1														1.2
28.7291C	Sex Offenders - Failure to Register - 3rd Offense	10 ATTEMPTS	4			2				1			1							2.8
28.7292	Sex Offenders - Failure to Comply w/ Duties	MISD ATTEMPTS	1			1	1													1.3
205.271C	Taxes - Make/Permit False Returns	5 ATTEMPTS	2			1														1.6
257.257	License Documents/Plates - Forgery	5 ATTEMPTS	1			1														1.3
257.3107B	Driver's License - Forge w/ Intent to Commit Crime Max 6mos-<10 yrs	5 ATTEMPTS	1				1													4.0
257.6256D	Operating Vehicle Intoxicated, Contr. Sub. - 3rd Offense	5 ATTEMPTS	1																	2.0
257.6257A2	Operating Vehicle Intoxicated, w/ Occupant <16 - 2nd+ Offense	5 ATTEMPTS	444		37	110	139	48	43	17	23	2	12	11	1			1		2.3
257.903	Motor Vehicle Code, False Certification	5 ATTEMPTS	10			2	2	2	1	1	1		1							2.6
333.28413	Concealing the Death of an Individual	5 ATTEMPTS	1			1														1.0
445.4332	Buy/Sell Stolen Non Ferrous Metals - 1st Offense	5 ATTEMPTS	5			1	1			1	2									2.8
445.65	Identity Theft	5 ATTEMPTS	1			1														1.2
445.65A	Identity Theft - Second Offense	10 ATTEMPTS	9	1	1		2	1	3					1						2.5
445.65B	Identity Theft - Third Offense	15 ATTEMPTS	1							1										3.2
445.67	Identity Theft - Obtain/Possess/Transfer ID w/ Intent	5 ATTEMPTS	1											1						6.0
445.67-B	Personal Identifying Information - Obtain w/ Intent to Commit Identity Theft - 3rd	15 ATTEMPTS	1			1									1					1.0
			1																	5.8

NOTE: Be sure to check for related offense codes when examining a particular type of crime. They may or may not be in sequential order or even on the same page.

C1a 2023 Total Prisoner Population by Minimum Term Distribution – Non-Assaultive Offenses

Page 2 of 9

C - 37

GRAND TOTALS			TOTAL	.5	1	1.5	2	2.5	3	3.5	4	4.5	5	10	15	20	25	>25	LIFE	AVG
VIOLATIONS			4,232	5	204	579	1,414	336	402	123	230	43	357	437	58	23	7	4	10	3.3
ATTEMPTS			4,168	5	197	556	1,393	331	399	122	229	43	356	435	58	23	7	4	10	3.3
Compiled Laws	Offense	Max. Penalty	64		7	23	21	5	3	1	1		1	2						1.9
570.152	Contractor - Fraudulent Use of Building Contract Fund	3 ATTEMPTS	1				1													1.7
750.110	Breaking & Entering - Bldg. w/ Intent	15 ATTEMPTS	298		15	33	72	38	42	14	21	3	19	38	2	1				3.2
750.110-A	Breaking & Entering - Unoccupied Bldg. w/ Intent	10 ATTEMPTS	17		2	6	8	1												1.6
750.110-A	Breaking & Entering - Unoccupied Bldg. w/ Intent	10 ATTEMPTS	1				1													2.0
750.110-B	Breaking & Entering - Occupied Bldg. w/ Intent	15 ATTEMPTS	2						1		1									3.5
750.110A3	Home Invasion - 2nd Degree	15 ATTEMPTS	1											1						7.0
750.110A3	Home Invasion - 2nd Degree	15 ATTEMPTS	632		7	24	82	44	101	23	61	28	72	159	23	6	1	1		4.8
750.110A4	Home Invasion - 3rd Degree	5 ATTEMPTS	7			1	1	2	1				1	1						3.3
750.110A4	Home Invasion - 3rd Degree	5 ATTEMPTS	85		3	19	34	12	6	2	3		4	2						2.2
750.111	Breaking & Entering - Entry w/o Breaking, w/ Intent	5 ATTEMPTS	10		1	2	3	1	1	1	1									2.3
750.116	Burglar's Tools - Possess	10 ATTEMPTS	25	1	3	5	7	3			3			1	1	1				3.4
750.116	Burglar's Tools - Possess	10 ATTEMPTS	1				1													1.7
750.1227A	Witness - Bribe/Intimidate/ Interfere	4 ATTEMPTS	1				1													1.9
750.1313C	Check - Non-Sufficient Funds, \$500 or more	2 ATTEMPTS	1											1						10.0
750.131A1	Check - No Account	2 ATTEMPTS	1			1														1.1
750.157A	Compounding Offenses	5 ATTEMPTS	1										1							5.0
750.157N1	Financial Transaction Device - Steal/Retain w/o Consent	4 ATTEMPTS	19		1	4	8		3	1	1			1						2.3
750.157P	Financial Transaction Device - Possess w/ Intent to Use/Sell	4 ATTEMPTS	1				1													2.0
750.157Q	Financial Transaction Device - Illegal Sale/Use	4 ATTEMPTS	6			3	2						1							2.1
750.157Q	Financial Transaction Device - Illegal Sale/Use	4 ATTEMPTS	1		1															1.0
750.157V	Financial Transaction Device - False ID	4 ATTEMPTS	1		1															1.0
750.157W1C1	Financial Trans. Device - Fraud Withdraw/ Transfer, \$1K - <\$20K	5 ATTEMPTS	1				1													1.7
750.159I1	Criminal Enterprise - Conduct	20 ATTEMPTS	96			2	9	5	8	6	4	1	10	33	11	3	4			6.9
750.159I1	Criminal Enterprise - Conduct	20 ATTEMPTS	3			1	1	1												1.9

NOTE: Be sure to check for related offense codes when examining a particular type of crime. They may or may not be in sequential order or even on the same page.

C1a 2023 Total Prisoner Population by Minimum Term Distribution – Non-Assaultive Offenses

Page 3 of 9

C - 38

GRAND TOTALS			TOTAL	.5	1	1.5	2	2.5	3	3.5	4	4.5	5	10	15	20	25	>25	LIFE	AVG
VIOLATIONS			4,232	5	204	579	1,414	336	402	123	230	43	357	437	58	23	7	4	10	3.3
ATTEMPTS			4,168	5	197	556	1,393	331	399	122	229	43	356	435	58	23	7	4	10	3.3
Compiled Laws	Offense	Max. Penalty	64		7	23	21	5	3	1	1		1	2						1.9
750.15912	Criminal Enterprise - Acquire/Maintain	20 ATTEMPTS	2											2						8.0
750.15913	Criminal Enterprise - Racketeering Proceeds	20 ATTEMPTS	3											2	1					10.3
750.15914-A	Criminal Enterprise - Conspiracy	20 ATTEMPTS	6											6						7.3
750.160	Dead Bodies - Disinterment and Mutilation	10 ATTEMPTS	2						1				1							4.0
750.165	Child Support - Fail to Pay	4 ATTEMPTS	13		2	6	2	2			1									1.8
750.1744A	Embezzle - Agent or Trustee, \$1K - <\$20K	5 ATTEMPTS	6			1	2		2		1									2.4
750.1745A	Embezzle - Agent or Trustee, \$20K - <\$50K	10 ATTEMPTS	1				1													2.0
750.1745A	Embezzle - Agent or Trustee, \$20K - <\$50K	10 ATTEMPTS	4			2	1							1						5.5
750.1745C	Embezzle - \$1K - <\$20K from Non-Profit or Charity	10 ATTEMPTS	1											1						6.7
750.1746	Embezzle - \$50K - <\$100K	15 ATTEMPTS	9				4	1		1			1	2						3.6
750.1747	Embezzlement - \$100K or More	15 ATTEMPTS	18			1				1	2	3	2	6	3					6.6
750.174A4A	Embezzlement - From Vulnerable Adult, \$1K - <\$20K	5 ATTEMPTS	2				1	1												4.5
750.174A6A	Embezzlement - From Vulnerable Adult, \$50K - <\$100K	15 ATTEMPTS	2										1	1						7.4
750.174A7A	Embezzlement - From Vulnerable Adult, \$100K or More	20 ATTEMPTS	5			1	1				1		1	1						4.0
750.186A	Escape - Juvenile Facility	4 ATTEMPTS	1				1													1.9
750.1952	Escape - From Felony Jail Sentence	4 ATTEMPTS	4			1	1		1		1									2.6
750.1972	Escape - Awaiting Trial for Felony	4 ATTEMPTS	1				1													2.0
750.199A	Bond - Abscond or Forfeit	4 ATTEMPTS	6				1	2			3									3.1
750.200L	Harmful Substance/Device - Person Falsely Exposed	5 ATTEMPTS	1								1									4.0

NOTE: Be sure to check for related offense codes when examining a particular type of crime. They may or may not be in sequential order or even on the same page.

C1a 2023 Total Prisoner Population by Minimum Term Distribution – Non-Assaultive Offenses

Page 4 of 9

C - 39

			TOTAL	.5	1	1.5	2	2.5	3	3.5	4	4.5	5	10	15	20	25	>25	LIFE	AVG
GRAND TOTALS			4,232	5	204	579	1,414	336	402	123	230	43	357	437	58	23	7	4	10	3.3
VIOLATIONS			4,168	5	197	556	1,393	331	399	122	229	43	356	435	58	23	7	4	10	3.3
ATTEMPTS			64		7	23	21	5	3	1	1		1	2						1.9
Compiled Laws	Offense	Max. Penalty																		
750.2184A	False Pretenses - \$1K - <\$20K	5 ATTEMPTS	14		1	2	4	2	2		1			1		1				3.9
750.2185A	False Pretenses - \$20K or More	10 ATTEMPTS	6						2		2		1	1						4.5
750.2185B	False Pretenses - \$1K - <\$20K - 3rd+ Offense	10 ATTEMPTS	3				1				1		1							7.2
750.2186A	False Pretenses - \$5K - <\$100K	15 ATTEMPTS	2											1		1				12.0
			1			1														1.5
750.21871A	False Pretenses - \$100,000 or More	20 ATTEMPTS	3											3						8.1
750.2234	Weapons - Firearms, Sale to Felon	10 ATTEMPTS	1				1													1.9
750.2241-A	Weapons - Dangerous Weapon - Misc.	5 ATTEMPTS	5		1		3				1									2.1
			1				1													1.7
750.224A	Weapons - Taser, Possession or Sale Taser	4 ATTEMPTS	2			1	1													1.8
750.224B	Weapons - Firearms, Short-Barrel Shotgun/Rifle	5 ATTEMPTS	1			1														1.3
750.224F	Weapons - Firearms, Possession by Felon	5 ATTEMPTS	245	1	18	35	62	22	37	9	17	1	13	21	5	2	1		1	3.3
			2			1	1													1.7
750.224F6	Weapons - Ammunition - Possession by Felon	5 ATTEMPTS	60		1	14	10	11	9	2	4		4	3	1	1				3.2
			1				1													1.7
750.226	Weapons - Dangerous Weapon, Carry w/ Unlawful Intent	5 ATTEMPTS	16		1	3	4	1	3	1			1		1				1	2.9
750.227	Weapons - Carry Concealed	5 ATTEMPTS	196		37	42	55	18	18	2	7	1	7	9						2.2
			1			1														1.5
750.227B	Weapons - Felony Firearm	10 ATTEMPTS	1				1													2.0
750.227B-A	Weapons - Felony Firearm	2 ATTEMPTS	570				570													2.0
750.227B-A1	Weapons - Felony Firearm - Pneumatic Gun	2 ATTEMPTS	3				3													2.0
750.227B-B	Weapons - Felony Firearm - 2nd Offense	5 ATTEMPTS	164										164							5.0
750.227B-C	Weapons - Felony Firearm - 3rd Offense	10 ATTEMPTS	46											46						10.0

NOTE: Be sure to check for related offense codes when examining a particular type of crime. They may or may not be in sequential order or even on the same page.

C1a 2023 Total Prisoner Population by Minimum Term Distribution – Non-Assaultive Offenses

Page 5 of 9

C - 40

GRAND TOTALS			TOTAL	.5	1	1.5	2	2.5	3	3.5	4	4.5	5	10	15	20	25	>25	LIFE	AVG
VIOLATIONS			4,232	5	204	579	1,414	336	402	123	230	43	357	437	58	23	7	4	10	3.3
ATTEMPTS			4,168	5	197	556	1,393	331	399	122	229	43	356	435	58	23	7	4	10	3.3
Compiled Laws	Offense	Max. Penalty	64		7	23	21	5	3	1	1		1	2						1.9
750.227C	Weapons - Firearms, Possess Loaded in Vehicle	2 ATTEMPTS	1			1														1.3
750.248	Forgery	14 ATTEMPTS	10			1	1	3	1		1		2		1					4.8
750.248A	Financial Transaction Device - Utter & Publish	4 ATTEMPTS	1					1												1.8
750.248B	Forgery of a Document Affecting Real Property	14 ATTEMPTS	1				1													2.3
750.249	Utter & Publish	14 ATTEMPTS	41		3	12	13	3	7		2		1							2.0
750.252	Utter & Publish - Possess Counterfeit Note w/ Intent	7 ATTEMPTS	1			1														2.1
750.254	Utter & Publish - Possess Counterfeit Bank/State/Bills	5 ATTEMPTS	1						1											1.1
750.261	Counterfeiting - Coins/Possess Less than 5	10 ATTEMPTS	1					1												1.1
750.3562A	Larceny - \$20K or More	10 ATTEMPTS	9			1	1	2	4					1						3.0
750.3563A	Larceny - \$1K - <\$20K	5 ATTEMPTS	1			1														1.5
750.3563B	Larceny - \$200 - <\$1K - 2nd+ Offense	5 ATTEMPTS	29		2	9	8	3	6					1						2.1
750.356A1	Larceny - From Motor Vehicle	5 ATTEMPTS	2			2														1.2
750.356A2C1	Breaking & Entering - Vehide/Semi-Trailer/House Trailer, \$1K - <\$20K	5 ATTEMPTS	3				1	2												2.3
750.356A3	Breaking & Entering - Vehicle Semi-Trailer/House Trailer, w/ Damage	5 ATTEMPTS	14		1	3	7	1	2											1.9
750.356C	Retail Fraud - 1st Degree	5 ATTEMPTS	2		1	1	1													1.4
750.357	Larceny from Person	10 ATTEMPTS	5			3			1				1							2.5
750.357B	Weapons - Firearms - Larceny	5 ATTEMPTS	11			1	4		4		2									2.6
750.360	Larceny in Building	4 ATTEMPTS	1		1															1.0
			204		18	61	63	21	17	6	14		1	3						2.1
			2			1	1													1.4
			80		4	8	16	8	11	8	7	2	4	11	1					3.4
			6		1	1	2		1		1									2.2
			9			3		1	2	1	1			1						3.1
			39		4	17	10	4	1	1	1			1						1.8

NOTE: Be sure to check for related offense codes when examining a particular type of crime. They may or may not be in sequential order or even on the same page.

C1a 2023 Total Prisoner Population by Minimum Term Distribution – Non-Assaultive Offenses

Page 6 of 9

C - 41

GRAND TOTALS			TOTAL	.5	1	1.5	2	2.5	3	3.5	4	4.5	5	10	15	20	25	>25	LIFE	AVG
VIOLATIONS			4,232	5	204	579	1,414	336	402	123	230	43	357	437	58	23	7	4	10	3.3
ATTEMPTS			4,168	5	197	556	1,393	331	399	122	229	43	356	435	58	23	7	4	10	3.3
Compiled Laws	Offense	Max. Penalty	64		7	23	21	5	3	1	1		1	2						1.9
750.3622A	Larceny by Conversion, \$20K or More	10 ATTEMPTS	3			1	2													1.7
750.3622B	Larceny by Conversion, \$1K - <\$20K - 3rd+ Offense	10 ATTEMPTS	1					1												2.3
750.3623A	Larceny by Conversion, \$1K - <\$20K	5 ATTEMPTS	5			1	4													1.8
750.362A	Fail to Return Rented Property Over \$100 (obsolete)	10 ATTEMPTS	1											1						10.0
750.362A2A	Fail to Return Rented Property, \$20K or More	10 ATTEMPTS	2				1			1										2.4
750.362A3A	Fail to Return Rented Property, \$1K - <\$20K	5 ATTEMPTS	1						1											3.0
750.3633A	Larceny by False Personation, \$1K - <\$20K	5 ATTEMPTS	1			1														1.2
750.377A1B1	Malicious Destruction Pers. Prop., \$1K - <\$20K	5 ATTEMPTS	20		1	5	7		1	4	1		1							2.3
750.3802A	Malicious Destruction of Bldg., \$20K or More	10 ATTEMPTS	1					1												2.4
750.3803A	Malicious Destruction of Bldg., \$1K - <\$20K	5 ATTEMPTS	7				4	1		1	1									2.5
750.3821C1	Mal. Destr. Trees/Shrubs/etc. \$1K - <\$20K	5 ATTEMPTS	1				1													1.9
750.383A	Malicious Destruction of Prop., Utility Prop.	4 ATTEMPTS	1			1														1.5
750.411A1B	False Report of Felony	4 ATTEMPTS	13		1	4	4	1	2					1						2.2
750.411A3A	False Report/Threat of Bomb/Harmful Device	4 ATTEMPTS	2				1				1									3.0
750.411U	Gang Membership - Assoc/Member Commit/Attempt Felony	20 ATTEMPTS	8							1	1		1	5						6.1
750.413	Motor Vehicle - Unlawful Drive Away	5 ATTEMPTS	126 3		11	28 3	42	16	13	3	8		1	4						2.2 1.4
750.414	Motor Vehicle - Unlawful Use	2 ATTEMPTS	5			2	1	2												1.7
750.4152	Motor Vehicle - Conceal/Misrep. Identity to Mislead	4 ATTEMPTS	1		1															1.0

NOTE: Be sure to check for related offense codes when examining a particular type of crime. They may or may not be in sequential order or even on the same page.

C1a 2023 Total Prisoner Population by Minimum Term Distribution – Non-Assaultive Offenses

Page 7 of 9

C - 42

			TOTAL	.5	1	1.5	2	2.5	3	3.5	4	4.5	5	10	15	20	25	>25	LIFE	AVG
GRAND TOTALS			4,232	5	204	579	1,414	336	402	123	230	43	357	437	58	23	7	4	10	3.3
VIOLATIONS			4,168	5	197	556	1,393	331	399	122	229	43	356	435	58	23	7	4	10	3.3
ATTEMPTS			64		7	23	21	5	3	1	1		1	2						1.9
Compiled Laws	Offense	Max. Penalty																		
750.422	Perjury - Court Proceeding	LIFE ATTEMPTS	1															1		30.0
750.422-B	Perjury - Court Proceeding	15 ATTEMPTS	2			1				1										2.3
750.457	Prostitution - Accept Earnings	20 ATTEMPTS	2										2							5.0
750.4792C2	Lying to Peace Officer - 4 Year or More Crime Investigation	2 ATTEMPTS	2			1	1													1.8
750.483A6A	Tamper w/ Evidence	4 ATTEMPTS	1			1														1.5
750.483A6B	Tamper w/ Evidence - Criminal Case Max >10 yr Term	10 ATTEMPTS	9				2	1	1		1		1	3						4.5
750.505	Common Law Offenses	5 ATTEMPTS	1															1		40.0
750.505-A	Obstruction of Justice	5 ATTEMPTS	5			2	1							1	1					5.2
750.505-B	Accessory After the Fact to Felony	5 ATTEMPTS	8			1	5						2							2.6
750.50B	Animals - Kill/Torture	4 ATTEMPTS	5			1	2		2											4.4
750.50B3	Animals-Killing/Torturing-1st Degree	10 ATTEMPTS	1										1							5.0
750.50B4	Animals - Kill/Torture - Second Degree	7 ATTEMPTS	3			1			1	1										2.4
750.535-A	Stolen Prop. - Receive & Conceal, >\$100 (Obsolete)	5 ATTEMPTS	2												1				1	12.0
750.5352A	Stolen Prop. - Receive & Conceal, \$20K or More	10 ATTEMPTS	9		1	1	2	2	1				1	1						3.2
750.5352B	Stolen Prop. - Receive & Conceal, \$1K - <\$20K - 3rd+ Offense	10 ATTEMPTS	1											1						6.0
750.5353A	Stolen Prop. - Receive & Conceal, \$1K - <\$20K	5 ATTEMPTS	38		4	9	9	8	3		2		1	2						2.5
750.5353B	Stolen Prop. - Receive & Conceal, \$200 - <\$1K - 2nd+ Offense	5 ATTEMPTS	1			1														1.3
750.5357	Stolen Prop. - Receive & Conceal, Motor Vehicle	5 ATTEMPTS	2						1		1									3.5
			60	1	5	17	20	4	8	1	4									2.0
			1		1															1.0

NOTE: Be sure to check for related offense codes when examining a particular type of crime. They may or may not be in sequential order or even on the same page.

C1a 2023 Total Prisoner Population by Minimum Term Distribution – Non-Assaultive Offenses

Page 8 of 9

C - 43

GRAND TOTALS			TOTAL	.5	1	1.5	2	2.5	3	3.5	4	4.5	5	10	15	20	25	>25	LIFE	AVG
VIOLATIONS			4,232	5	204	579	1,414	336	402	123	230	43	357	437	58	23	7	4	10	3.3
ATTEMPTS			4,168	5	197	556	1,393	331	399	122	229	43	356	435	58	23	7	4	10	3.3
Compiled Laws	Offense	Max. Penalty	64		7	23	21	5	3	1	1		1	2						1.9
750.5358	Stolen Prop. - Receive & Conceal, Motor Vehicle - Second Offense	10 ATTEMPTS	6		1	1	1	1		1			1							2.6
			1			1														1.2
750.535A2	Motor Vehicles - Operate Chop Shop	10 ATTEMPTS	1						1											3.0
750.535B	Weapons - Firearms, Receive & Conceal	10 ATTEMPTS	28		3	5	12	3	1	2	1		1							2.1
750.543M	Terrorism - False Report or Threat	20 ATTEMPTS	20			1			1	1	2		2	9	3	1				7.6
			3				1	1		1										2.6
750.552B	Trespass - State Correctional Facility	4 ATTEMPTS	1								1									3.6
752.10031	Health Care Fraud - False Claim	4 ATTEMPTS	1			1														1.1
752.1084	Organized Retail Crime	5 ATTEMPTS	13		1	2	2	2	4		1			1						5.2
752.7971D1	Computers - Fraudulent Access, \$20K or More	10 ATTEMPTS	1				1													1.9
752.7973C	Computers - Use to Commit Crime Max 2 yrs - <4 yrs	4 ATTEMPTS	4			2	2													1.8
752.7973D	Computers - Use to Commit Crime Max 4 yrs - <10 yrs	7 ATTEMPTS	71			3	14	10	9	4	6	2	8	14	1					4.0
752.7973E	Computers - Use to Commit Crime Max 10 yrs - <20 yrs	10 ATTEMPTS	5			1	1			1				2						4.2
752.7973F	Computers - Use to Commit Crime Max 20 yrs or More	20 ATTEMPTS	17								2		2	10	1	2				8.7
752.811A	Breaking & Entering - Coin Operated Device	3 ATTEMPTS	2		1			1												1.8
767A.91A	Prosecutor's Investigative Perjury	15 ATTEMPTS	1						1											3.0
767A.91B	Prosecutor's Investigative Subpoena Perjury	LIFE ATTEMPTS	13						1				3	4	1	3		1		12.5
769.12	Habitual Offender - 4th Offense	LIFE ATTEMPTS	7																7	
771.3F	Tampering with Electronic Monitoring Device	2 ATTEMPTS	10			4	4	1	1											1.8
800.2811	Prisons - Furnish Contraband to Prisoner in Prison	5 ATTEMPTS	1		1															1.0

NOTE: Be sure to check for related offense codes when examining a particular type of crime. They may or may not be in sequential order or even on the same page.

C1a 2023 Total Prisoner Population by Minimum Term Distribution – Non-Assaultive Offenses

Page 9 of 9

C - 44

GRAND TOTALS			TOTAL	.5	1	1.5	2	2.5	3	3.5	4	4.5	5	10	15	20	25	>25	LIFE	AVG
VIOLATIONS			4,232	5	204	579	1,414	336	402	123	230	43	357	437	58	23	7	4	10	3.3
ATTEMPTS			4,168	5	197	556	1,393	331	399	122	229	43	356	435	58	23	7	4	10	3.3
Compiled Laws	Offense	Max. Penalty	64		7	23	21	5	3	1	1		1	2						1.9
800.2814	Prisons - Prisoner Possessing Contraband	5 ATTEMPTS	6				2	4												2.2
800.2833	Prisons - Bring Weapon into	5 ATTEMPTS	1				1													2.0
800.2834	Prisons - Prisoner Possessing Weapon	5 ATTEMPTS	23			2	12	6			3									2.1
800.283A	Prisons - Furnish Cellphone to Prisoner	5 ATTEMPTS	1		1															1.0
801.2622	Jails - Prisoner Possess Weapon	5 ATTEMPTS	7		1	3			1					2						2.8
801.262A2	Jails - Prisoner Possessing a Cell Phone	5 ATTEMPTS	2			1	1													3.2
801.2631	Jails - Furnish Contraband to Prisoner	5 ATTEMPTS	3			2	1													1.6
801.2632	Jails - Prisoner Possessing Contraband	5 ATTEMPTS	8	1		1	2	1	3											2.1

NOTES: Be sure to check for related offense codes when examining a particular type of crime. They may or may not be in sequential order or even on the same page.
 Largest minimum term is reported for prisoners with multiple offenses.
 When minimum terms exceed maximum penalties, that may be due to anomalies in criminal justice practices, habitualized offenses, database errors, etc.
 Each minimum term category is rounded up from the preceding category (for example, the ten-year category includes all minimums longer than five years up to exactly ten years).
 Minimum term averages are based on raw data (with life sentences excluded from the calculations).
 HYTA cases are included in the data.

Source: Offender Management Network Information (OMNI)

C1b 2023 Total Prisoner Population by Minimum Term Distribution – Drug Offenses

Page 1 of 2

C - 45

GRAND TOTALS			TOTAL	.5	1	1.5	2	2.5	3	3.5	4	4.5	5	10	15	20	25	>25	LIFE	AVG
VIOLATIONS			3,156	1	63	310	514	188	349	132	183	124	245	847	126	44	18	6	6	4.8
ATTEMPTS			3,129		57	303	505	187	348	131	183	124	244	847	126	44	18	6	6	4.8
Compiled Laws	Offense	Max. Penalty	27	1	6	7	9	1	1	1			1							1.7
333.17766C1D	Contr. Sub. - Ephedrine/Pse Purchas/Possess to Make Meth	5 ATTEMPTS	4			2	1								1					4.9
333.74012A1	Contr. Sub. - Del/Mfg 1,000+ Grams (Narc. or Cocaine)	LIFE ATTEMPTS	44						1		1		2	7	8	11	8	2	4	31.4
333.74012A2	Contr. Sub. - Del/Mfg 450 - 999 Grams (Narc. or Cocaine)	30 ATTEMPTS	26						1				1	7	10	6	1			25.1
333.74012A3	Contr. Sub. - Del/Mfg 50 - 449 Grams (Narc. or Cocaine)	20 ATTEMPTS	200			1	6	2	9	1	14	7	12	98	32	13	5			17.4
333.74012A4	Contr. Sub. - Del/Mfg Under 50 Grams (Narc. or Cocaine)	20 ATTEMPTS	2		2															1.0
333.74012A4	Contr. Sub. - Del/Mfg Under 50 Grams (Narc. or Cocaine)	20 ATTEMPTS	450		17	45	108	37	54	24	38	7	37	75	7	1				3.6
333.74012B-A	Contr. Sub. - Del/Mfg (Sched. 1-3), Except Marijuana	7 ATTEMPTS	5		3	1	1													1.3
333.74012B-A	Contr. Sub. - Del/Mfg (Sched. 1-3), Except Marijuana	7 ATTEMPTS	29		1	4	8	7	3	1	2		1	2						5.5
333.74012B-B	Contr. Sub. - Del/Mfg (Subs added Sched. 1-3 by Rule)	7 ATTEMPTS	1						1											3.0
333.74012B1	Contr. Sub. - Del/Mfg Meth/Ecstasy	20 ATTEMPTS	1,197		4	15	59	38	138	50	70	90	136	544	43	6	4			17.0
333.74012C-A	Contr. Sub. - Del/Mfg (Sched. 4)	4 ATTEMPTS	8	1		2	2	1		1			1							4.4
333.74012C-A	Contr. Sub. - Del/Mfg (Sched. 4)	4 ATTEMPTS	1			1														1.5
333.74012D1	Contr. Sub. - Del/Mfg 45 or More Kilograms Marijuana	15 ATTEMPTS	1				1													1.8
333.74012D3	Contr. Sub. - Del/Mfg Marijuana	4 ATTEMPTS	1					1												2.4
333.74012D3	Contr. Sub. - Del/Mfg Marijuana	4 ATTEMPTS	5			3	1		1											1.8
333.7401C2A	Contr. Sub. - Operate/Maintain Lab	10 ATTEMPTS	3						2						1					6.0
333.7401C2B	Contr. Sub. - Operate/Maintain Lab Near Minor	20 ATTEMPTS	5									1		4						7.3
333.7401C2C	Contr. Sub. - Operate/Maintain Lab Involving Hazardous Waste	20 ATTEMPTS	10						1			1	5	2	1					5.7
333.7401C2D	Contr. Sub. - Operate/Maintain Lab Near Specified Places	20 ATTEMPTS	7						1			2		3		1				8.0
333.7401C2D-A	Contr. Sub. - Operate/Maintain Meth Lab Near Specified Places	20 ATTEMPTS	3							1				2						5.6
333.7401C2F	Contr. Sub. - Operate/Maintain Lab Involving Meth	20 ATTEMPTS	115			2	4	1	11	1	5	5	6	66	12	2				7.1
333.74022A	Contr. Sub. - Create/Del./Intent Counterfeit (Narcotic)	10 ATTEMPTS	3				1		2											2.7

NOTE: Be sure to check for related offense codes when examining a particular type of crime. They may or may not be in sequential order or even on the same page.

C1b 2023 Total Prisoner Population by Minimum Term Distribution – Drug Offenses

Page 2 of 2

C - 46

GRAND TOTALS			TOTAL	.5	1	1.5	2	2.5	3	3.5	4	4.5	5	10	15	20	25	>25	LIFE	AVG
VIOLATIONS			3,156	1	63	310	514	188	349	132	183	124	245	847	126	44	18	6	6	4.8
ATTEMPTS			3,129		57	303	505	187	348	131	183	124	244	847	126	44	18	6	6	4.8
Compiled Laws	Offense	Max. Penalty	27	1	6	7	9	1	1	1			1							1.7
333.74022A-A	Contr. Sub. - Create/Del./Intent Counterfeit (Methamphetamine)	10 ATTEMPTS	1				1													2.0
333.74022B	Contr. Sub. - Create/Del./Intent Counterfeit (Sched. 1-3)	5 ATTEMPTS	1										1							5.0
333.74022E	Contr. Sub. - Create/Deliver Analogue	15 ATTEMPTS	59			4	9	6	13	6	6		12	2	1					3.5
333.74032A1	Contr. Sub. - Possess 1,000+ Grams (Narcotic)	LIFE ATTEMPTS	3															1	2	35.0
333.74032A2	Contr. Sub. - Possess 450 - 999 Grams (Narcotic)	30 ATTEMPTS	4												2			2		23.3
333.74032A3	Contr. Sub. - Possess 50 - 449 Grams (Narcotic)	20 ATTEMPTS	23				1		1		2	1	2	9	4	3				9.0
333.74032A4	Contr. Sub. - Possess 25 - 49 Grams (Narcotic)	4 ATTEMPTS	1		1	1														1.0
333.74032A5	Contr. Sub. - Possess <25 Grams (Narcotic)	4 ATTEMPTS	2		1	1														1.2
333.74032B-A	Contr. Sub. - Possess Analogues/Sched. 1-4	2 ATTEMPTS	102		10	41	24	12	8	1	3		1	2						1.9
333.74032B1	Contr. Sub. - Possess Methamphetamine	10 ATTEMPTS	2			2	2		1											1.1
333.7405D	Contr. Sub. - Maintain Drug House	2 ATTEMPTS	5			2	2		1											1.9
333.74071C	Contr. Sub. - Obtain by Fraud	4 ATTEMPTS	803		23	176	277	83	99	45	41	10	26	21	2					2.4
333.74101-B-A	Contr. Sub. - Delivery to Minor - Ecstasy/MDMA	40 ATTEMPTS	7			2	4		1											1.8
333.74101-BA1	Contr. Sub. - Delivery to Minor - Methamphetamine	40 ATTEMPTS	9			4	2				1		1	1						3.0
333.74101D	Contr. Sub. - Delivery to Minor, Sched. 4 and Marijuana	8 ATTEMPTS	2			1	1													1.6
333.74102-A	Contr. Sub. - Deliver <50 Grams, School Prop. (Narc/Cocaine)	60 ATTEMPTS	1														1			46.7
333.74104-F	Contr. Sub. - Possession on School/Library Prop. (Meth.)	20 ATTEMPTS	1				1						1	2						15.0
333.74132	Contr. Sub. - 2nd+ Offense - Double Penalty	VAR ATTEMPTS	1																	2.0
			4		1				2							1				6.7
			4			1							1	2						5.4
			1												1					13.0

NOTES: Be sure to check for related offense codes when examining a particular type of crime. They may or may not be in sequential order or even on the same page. Largest minimum term is reported for prisoners with multiple offenses. When minimum terms exceed maximum penalties, that may be due to anomalies in criminal justice practices, habitualized offenses, database errors, etc. Each minimum term category is rounded up from the preceding category (for example, the ten-year category includes all minimums longer than five years up to exactly ten years). Minimum term averages are based on raw data (with life sentences excluded from the calculations). HYTA cases are included in the data.

Source: Offender Management Network Information (OMNI)

C1c 2023 Total Prisoner Population by Minimum Term Distribution — Assaultive Offenses

Page 1 of 12

C - 47

			TOTAL	.5	1	1.5	2	2.5	3	3.5	4	4.5	5	10	15	20	25	>25	LIFE	AVG
GRAND TOTALS			25,586	16	162	513	1,062	484	893	377	661	281	1,074	4,700	3,241	2,411	2,322	2,958	4,431	14.8
VIOLATIONS			25,370	16	150	468	1,002	465	860	360	653	280	1,066	4,693	3,237	2,410	2,322	2,958	4,430	14.9
ATTEMPTS			216		12	45	60	19	33	17	8	1	8	7	4	1			1	2.7
Compiled Laws	Offense	Max. Penalty																		
257.602A2	Police Officer - Flee - 4th Degree (Vehicle Code)	2 ATTEMPTS	15		2	5	4	1	2				1							1.9
257.602A3	Police Officer - Flee - 3rd Degree (Vehicle Code)	5 ATTEMPTS	1					1												2.5
257.602A3-A	Police Officer - Fleeing - 3rd Degree - Vehicle Code	5 ATTEMPTS	193	2	10	34	56	25	26	5	9	3	7	9	2	3		2		3.4
257.602A4	Police Officer - Flee - Causing Serious Bodily Injury (Vehicle Code)	10 ATTEMPTS	71		2	5	16	4	10	3	8	1	8	12				1	1	4.1
257.617	Fail to Stop at Accident - Serious Impairment/Death	5 ATTEMPTS	32		2	8	7	1	3	5			1	2			1	2		5.1
257.6173	Fail to Stop at Accident - At Fault Death Result	15 ATTEMPTS	48				4	2	4		4	2	1	25	5	1				7.0
257.6254	Operating Vehicle Intoxicated, Causing Death	15 ATTEMPTS	184			1	8	14	17	10	13	15	14	74	10	5	2	1		12.7
257.6254A	Operating Vehicle Intoxicated, Causing Death	15 ATTEMPTS	7				1		1		1			4						10.7
257.6254B	Operating Vehicle Intoxicated, Causing Death to Emergency Person	20 ATTEMPTS	1						1											3.0
257.6254B-A	Operating with a High BAC Causing Death with a Prior Conviction	20 ATTEMPTS	5										1	4						7.7
257.6255-A	Operating Vehicle Intoxicated, Causing Serious Injury	5 ATTEMPTS	41		1	6	12	3	3	5	5		3	3						2.9
257.6255B	Operating with a High BAC Causing Serious Injury with a Prior Conviction	10 ATTEMPTS	7				2			1		1	1	2						4.1
257.6263	Driving - Reckless - Causing Serious Impairment of Body Function	5 ATTEMPTS	12			1	4	1	1	2				2	1					3.7
257.6264	Driving - Reckless - Causing Death	15 ATTEMPTS	87			3	5	4	9	3	9		6	41	7					6.2
257.9044	Operate - License Susp./Rev./Denied, Causing Death	15 ATTEMPTS	42				2		4		3	2	1	23	3	4				7.8
257.9045	Operate - License Susp./Rev./Denied, Causing Serious Injury	5 ATTEMPTS	10			2	3	2	2			1								2.0
324.801764	Marine Safety, Operating Under Influence, Death	15 ATTEMPTS	1											1						2.3
324.811347	ORV - OUIL Cause Death	15 ATTEMPTS	1			1														5.5
			1																	1.3

NOTE: Be sure to check for related offense codes when examining a particular type of crime. They may or may not be in sequential order or even on the same page.

C1c 2023 Total Prisoner Population by Minimum Term Distribution – Assaultive Offenses

Page 2 of 12

C - 48

			TOTAL	.5	1	1.5	2	2.5	3	3.5	4	4.5	5	10	15	20	25	>25	LIFE	AVG
GRAND TOTALS			25,586	16	162	513	1,062	484	893	377	661	281	1,074	4,700	3,241	2,411	2,322	2,958	4,431	14.8
VIOLATIONS			25,370	16	150	468	1,002	465	860	360	653	280	1,066	4,693	3,237	2,410	2,322	2,958	4,430	14.9
ATTEMPTS			216		12	45	60	19	33	17	8	1	8	7	4	1			1	2.7
Compiled Laws	Offense	Max. Penalty																		
333.7401A	Contr. Sub. - Delivery to Commit Criminal Sexual Conduct	20 ATTEMPTS	1													1				20.0
722.675	Distribute Obscene Matter to Children	2 ATTEMPTS	2					1						1						9.3
750.10A	Sexually Delinquent Person	LIFE ATTEMPTS	1												1					15.0
750.110A2	Home Invasion - 1st Degree	20 ATTEMPTS	947		2	3	31	15	46	17	40	33	72	428	151	66	26	16	1	9.1
750.1227B	Witness - Bribe/Intimidate/Interfere	10 ATTEMPTS	10		1	1		1	1		2		1	4						5.4
750.1227C	Witness - Intimidate/Threaten to Kill or Injure	15 ATTEMPTS	17				2	2	1	4	2	1	1	4						4.2
750.1228	Witness - Retaliate Against	10 ATTEMPTS	13		1		1		1		2			5	2		1			7.9
750.136B2	Child Abuse - 1st Degree	15 ATTEMPTS	3					1		1									1	3.0
750.136B3	Child Abuse - 2nd Degree	4 ATTEMPTS	106					1	1	1	2	1	2	17	43	19	11	6	2	30.4
750.136B4	Child Abuse - 3rd Degree	2 ATTEMPTS	75		1	3	6	5	6	4	4	2	11	29	3	1				5.4
750.136B4B	Child Abuse - 2nd Degree Second or Subsequent Offense Notice	20 ATTEMPTS	10			2	5		1	2										2.2
750.136B5	Child Abuse - 4th Degree	MISD ATTEMPTS	8			4	2	1	1											1.7
750.136D1A	Child Abuse - 1st Degree Committed in the Presence of Another Child	LIFE ATTEMPTS	1											1						8.3
750.136D1B	Child Abuse - 2nd Degree Committed in the Presence of Another Child	10 ATTEMPTS	1				1													2.0
750.145a	Children - Accost for Immoral Purposes	4 ATTEMPTS	5											1		3				18.6
750.145A	Accost/Solicit Child for Immoral Purposes	4 ATTEMPTS	5				1			1				3						5.1
750.145B-A	Children - Accost for Immoral Purposes - 2nd+ Offense	10 ATTEMPTS	23		2	6	6	2	4		1		2							2.2
750.145C	Child Sexually Abusive Activity	20 ATTEMPTS	1				1											1		2.0
			1																	40.0
			1											1						5.6
			5											2	3					10.8

NOTE: Be sure to check for related offense codes when examining a particular type of crime. They may or may not be in sequential order or even on the same page.

C1c 2023 Total Prisoner Population by Minimum Term Distribution – Assaultive Offenses

Page 3 of 12

C - 49

			TOTAL	.5	1	1.5	2	2.5	3	3.5	4	4.5	5	10	15	20	25	>25	LIFE	AVG
GRAND TOTALS			25,586	16	162	513	1,062	484	893	377	661	281	1,074	4,700	3,241	2,411	2,322	2,958	4,431	14.8
VIOLATIONS			25,370	16	150	468	1,002	465	860	360	653	280	1,066	4,693	3,237	2,410	2,322	2,958	4,430	14.9
ATTEMPTS			216		12	45	60	19	33	17	8	1	8	7	4	1			1	2.7
Compiled Laws	Offense	Max. Penalty																		
750.145C2	Child Sexually Abusive Activity	20	323			1	4	5	12	7	3	5	17	142	103	17	6	1		19.7
	ATTEMPTS																			
750.145C2B	Child Sexually Abusive Activity Aggravated	25	40				1	2	3	3	1	2	2	19	5	1	1			7.8
	ATTEMPTS		1		1															1.5
750.145C3	Child Sexually Abusive Activity, Promote or Distribute	7	19				3	2	1	2	2	1	5	3						8.2
	ATTEMPTS																			
750.145C3B	Child Sexually Abusive Activity, Aggravated Distribute/Promote	15	14				1		2	1	3		6		1					4.8
	ATTEMPTS																			
750.145C4-A	Child Sexually Abusive Material, Possess	4	11			3	4	1	1		1		1							4.7
	ATTEMPTS		1						1											2.8
750.145C4-A1	Child Sexually Abusive Material, Aggravated Possession	10	85			3	7	6	5	8	10	2	15	25	3				1	5.0
	ATTEMPTS		1			1	1													1.9
750.145D2D	Computer/Internet - Plan Crime w/ Other, Max 4 - <10 yrs	10	5			1	1		1					2						4.4
	ATTEMPTS																			
750.145D2E	Computer/Internet - Plan Crime w/ Other, Max 10 - <15 yrs	15	3		1				1						1					6.3
	ATTEMPTS																			
750.145D2F	Computer/Internet - Plan Crime w/ Other, Max 15+ yrs	20	9			1	3			1	1			2	1					4.4
	ATTEMPTS																			
750.145N1	Vulnerable Adult Abuse - 1st Degree	15	5									1	1	1	1	1				9.9
	ATTEMPTS																			
750.145N2	Vulnerable Adult Abuse - 2nd Degree	4	1				1													2.0
	ATTEMPTS																			
750.157B	Homicide - Solicitation of Murder	LIFE	1															1		39.0
	ATTEMPTS																			
750.157B2	Homicide - Solicitation of Murder	LIFE	20											3	6	2	1	7	1	23.9
	ATTEMPTS		1										1							4.8
750.157C	Minors - Induce to Commit Felony	VAR	3								1			1					1	6.0
	ATTEMPTS																			
750.158	Sodomy	15	4		1			1					1	1						4.2
	ATTEMPTS																			
750.197C	Escape - From Jail Through Violence or Assault Prison Employee	4	116		1	11	28	16	17	11	14		9	7		1			1	9.5
	ATTEMPTS		2		1	1														4.3
750.200I1A	Harmful Devices - Unlawful Possession/Use	15	1		1															1.0
	ATTEMPTS																			
750.200I1D	Harmful Devices - Unlawful Possession/Use, Cause Serious Injury	LIFE	1														1			22.0
	ATTEMPTS																			

NOTE: Be sure to check for related offense codes when examining a particular type of crime. They may or may not be in sequential order or even on the same page.

C1c 2023 Total Prisoner Population by Minimum Term Distribution — Assaultive Offenses

Page 4 of 12

C - 50

			TOTAL	.5	1	1.5	2	2.5	3	3.5	4	4.5	5	10	15	20	25	>25	LIFE	AVG
GRAND TOTALS			25,586	16	162	513	1,062	484	893	377	661	281	1,074	4,700	3,241	2,411	2,322	2,958	4,431	14.8
VIOLATIONS			25,370	16	150	468	1,002	465	860	360	653	280	1,066	4,693	3,237	2,410	2,322	2,958	4,430	14.9
ATTEMPTS			216		12	45	60	19	33	17	8	1	8	7	4	1			1	2.7
Compiled Laws	Offense	Max. Penalty																		
750.2042A	Explosives - Send w/ Intent Injure/Destroy	15 ATTEMPTS	1															1		40.0
750.2042B	Explosives - Send w/ Intent Injure/Destroy, Cause Prop. Damage	20 ATTEMPTS	2											2						9.5
750.204A	Explosives - Send w/ Intent to Frighten	5 ATTEMPTS	1			1														1.5
750.207	Explosives - Place Near Property	LIFE ATTEMPTS	1																1	
750.2072A	Explosives - Place Near Property	15 ATTEMPTS	1							1										3.2
750.2091B	Explosives - Place w/ Intent to Injure, Cause Prop. Damage	20 ATTEMPTS	1												1					15.0
750.209A	Explosives - Possess w/ Intent to Terrorize	10 ATTEMPTS	1			1							1							5.0
750.211A2A	Explosives - Mfg/Possess Explosive/Other w/ Malicious Intent	15 ATTEMPTS	1				1													2.0
750.211A2B	Explosives - Mfg/Possess Molotov Cocktail/Other w/ Prop. Damage	20 ATTEMPTS	1													1				20.0
750.211A2C	Explosives - Mfg/Possess Molotov Cocktail/Other w/ Physical Injury	25 ATTEMPTS	1												1					14.0
750.211A2D	Explosives - Mfg/Possess Molotov Cocktail/Other w/ Serious Injury	LIFE ATTEMPTS	1											1						6.0
750.213	Extortion	20 ATTEMPTS	24				1	1		1	2		1	10	3	4		1		10.2
			3			1	1	1												1.9
750.234	Weapons - Firearms, Discharge/Aim w/o Malice and Injury	1 ATTEMPTS	1										1							5.0
750.234A	Weapons - Firearms, Discharge from Vehicle	4 ATTEMPTS	33			2	6	1	6	2	4	1	4	6				1		5.3
750.234A1C	Weapons - Firearms, Discharge from Vehicle Causing Serious Impairment	20 ATTEMPTS	5									1	1	2	1					7.0
750.234A1D	Weapons - Firearms, Discharge from Vehicle Causing Death	LIFE ATTEMPTS	7										1	1		1	1	1	2	16.3
750.234B	Weapons - Firearms, Discharge in/at Bldg.	4 ATTEMPTS	129			1	14	12	18	6	10	7	22	31	5		1	1	1	10.3
750.235B2	Schools - Threat to Commit Act of Violence	10 ATTEMPTS	1						1											3.0

NOTE: Be sure to check for related offense codes when examining a particular type of crime. They may or may not be in sequential order or even on the same page.

C1c 2023 Total Prisoner Population by Minimum Term Distribution – Assaultive Offenses

Page 5 of 12

C - 51

			TOTAL	.5	1	1.5	2	2.5	3	3.5	4	4.5	5	10	15	20	25	>25	LIFE	AVG	
GRAND TOTALS			25,586	16	162	513	1,062	484	893	377	661	281	1,074	4,700	3,241	2,411	2,322	2,958	4,431	14.8	
VIOLATIONS			25,370	16	150	468	1,002	465	860	360	653	280	1,066	4,693	3,237	2,410	2,322	2,958	4,430	14.9	
ATTEMPTS			216		12	45	60	19	33	17	8	1	8	7	4	1			1	2.7	
Compiled Laws	Offense	Max. Penalty																			
750.2373	Weapons - Firearms, Discharge OUIL Cause Impairment	5 ATTEMPTS	1			1															1.4
750.2374	Weapons - Firearms, Discharge OUIL Cause Death	15 ATTEMPTS	2											1				1			20.7
750.316	Homicide	LIFE ATTEMPTS	1,059														1	16	1,042		34.9
			1																1		
750.316-A	Homicide - Murder 1st Degree, Premeditated	LIFE ATTEMPTS	1,424														5	53	1,366		34.4
750.316-AJ	Murder - 1st Degree - Premeditated -Juvenile Defendant	LIFE ATTEMPTS	5																4	1	38.8
750.316-B	Homicide - Felony Murder	LIFE ATTEMPTS	1,054														10	65	979		32.5
750.316-BJ	Homicide - Felony Murder - Juvenile Defendant	LIFE ATTEMPTS	3																3		37.2
750.316-C	Homicide - Open Murder, Statutory Short Form	LIFE ATTEMPTS	319													1	1	18	299		36.4
750.316-D	Homicide - Murder of Peace/ Corrections Officer	LIFE ATTEMPTS	2																1	1	40.0
750.317	Homicide - Murder 2nd Degree	LIFE ATTEMPTS	3,798						2				6	146	415	796	741	1,373	319		26.8
750.317A	Deliver Controlled Substance Cause Death	LIFE ATTEMPTS	60						1		2	1	2	16	20	9	3	5	1		14.4
750.321	Homicide - Manslaughter	15 ATTEMPTS	66			1	1	3	2		3		10	33	3	5	2	3			10.2
750.321-A	Homicide - Manslaughter, Statutory Short Form	15 ATTEMPTS	163				1	1	10	1	10		19	88	20	11	1	1			8.7
750.321-C	Homicide - Manslaughter, Involuntary	15 ATTEMPTS	104		2	2	9	2	7	1	3	4	11	38	11	4	7	1	2		8.5
			2			1							1								3.5
750.321-E	Homicide - Manslaughter w/ Motor Vehicle	15 ATTEMPTS	9								1	1	3	2	1	1					7.8
			1			1															1.9
750.322	Homicide - Willful Killing of Unborn Child	15 ATTEMPTS	1																	1	
750.329	Homicide - Manslaughter, Death w/ Weapon, Aim w/o Malice	15 ATTEMPTS	16				1	2			1		5	7							5.0
750.335A	Indecent Exposure (Sexually Delinquent Person)	MISD ATTEMPTS	3	2															1		10.0

NOTE: Be sure to check for related offense codes when examining a particular type of crime. They may or may not be in sequential order or even on the same page.

C1c 2023 Total Prisoner Population by Minimum Term Distribution — Assaultive Offenses

Page 6 of 12

C - 52

			TOTAL	.5	1	1.5	2	2.5	3	3.5	4	4.5	5	10	15	20	25	>25	LIFE	AVG
GRAND TOTALS			25,586	16	162	513	1,062	484	893	377	661	281	1,074	4,700	3,241	2,411	2,322	2,958	4,431	14.8
VIOLATIONS			25,370	16	150	468	1,002	465	860	360	653	280	1,066	4,693	3,237	2,410	2,322	2,958	4,430	14.9
ATTEMPTS			216		12	45	60	19	33	17	8	1	8	7	4	1			1	2.7
Compiled Laws	Offense	Max. Penalty																		
750.335A2B	Aggravated Indecent Exposure	2 ATTEMPTS	20		2	4	3		4		3		1	3						3.3
750.335A2C	Indecent Exposure by Sexually Delinquent Person	LIFE ATTEMPTS	45	9	2		3		1	1	1	1	3	13	9		2			7.1
750.338	Gross Indecency Between Males, Commit/Procure	5 ATTEMPTS	1						1											2.8
750.338A-B	Sexually Delinquent Person Notice Gross Indecency between Male & Female	LIFE ATTEMPTS	1							1										3.3
750.338B	Gross Indecency Between Male & Female, Commit/Procure	5 ATTEMPTS	5			1	1		1		1							1		11.1
750.349	Kidnapping	LIFE ATTEMPTS	116										2	10	23	26	10	22	23	43.9
750.349A	Prisoner Taking Hostage	LIFE ATTEMPTS	2																2	
750.349B	Unlawful Imprisonment	15 ATTEMPTS	147		1	2	4	3	6	1	4	5	15	55	27	15	3	5	1	10.4
			3			3														1.4
750.350	Kidnapping - Child Enticement	LIFE ATTEMPTS	20										1	2	5	5	2	3	2	20.1
			1						1											3.0
750.377B	Malicious Destruction Fire/Police Property	4 ATTEMPTS	31		1	12	13	2	2		1									1.8
			1			1														1.5
750.397	Mayhem	10 ATTEMPTS	2		1								1							3.0
750.411H2B	Stalking a Minor	5 ATTEMPTS	3				1		1					1						4.9
750.411i	Stalking - Aggravated	5 ATTEMPTS	94		4	15	31	9	8	3	6		4	5	5	3		1		3.9
			1			1														1.4
750.411i2B	Stalking a Minor - Aggravated	10 ATTEMPTS	1										1							5.0
750.411S2A	Unlawful Posting Message	2 ATTEMPTS	2			1			1											2.0
750.4362A	Poisoning - Food/Drink/Medicine/Water	15 ATTEMPTS	1				1													2.0
750.455	Prostitution - Pandering	20 ATTEMPTS	5				1				1			2			1			17.6
			1						1											3.0
750.459	Prostitution - Transport Female (perhaps compel)	20 ATTEMPTS	9				2		1				1	1	3	1				9.0

NOTE: Be sure to check for related offense codes when examining a particular type of crime. They may or may not be in sequential order or even on the same page.

C1c 2023 Total Prisoner Population by Minimum Term Distribution – Assaultive Offenses

Page 7 of 12

C - 53

			TOTAL	.5	1	1.5	2	2.5	3	3.5	4	4.5	5	10	15	20	25	>25	LIFE	AVG
GRAND TOTALS			25,586	16	162	513	1,062	484	893	377	661	281	1,074	4,700	3,241	2,411	2,322	2,958	4,431	14.8
VIOLATIONS			25,370	16	150	468	1,002	465	860	360	653	280	1,066	4,693	3,237	2,410	2,322	2,958	4,430	14.9
ATTEMPTS			216		12	45	60	19	33	17	8	1	8	7	4	1			1	2.7
Compiled Laws	Offense	Max. Penalty																		
750.462B1	Human Trafficking - Threats of Physical Harm	10 ATTEMPTS	3								1		1	1						5.3
750.462B2	Human Trafficking-Forced Labor Resulting in Injury/Commercial Sexual Activity	15 ATTEMPTS	5						1	2				2						5.1
750.462C4	Human Trafficking - Debt Bondage w/Kidnapping, CSC, or Death	LIFE ATTEMPTS	1												1					15.0
750.462DB1	Human Trafficking Enterprise	10 ATTEMPTS	1						1											3.0
750.462DB2	Human Trafficking Enterprise Resulting in Injury/Commercial Sexual Activity	15 ATTEMPTS	2								1			1						7.0
750.462DB4	Human Trafficking Enterprise Involving Kidnapping, CSC, or Death	LIFE ATTEMPTS	2											1	1					10.0
750.462EA	Human Trafficking - Minor for Commercial Sexual Activity	20 ATTEMPTS	4								2	1		1						4.7
750.462EB	Human Trafficking - Minor for Forced Labor	20 ATTEMPTS	1								1									4.0
750.462G	Human Trafficking - Recruit Minor, Sexually Abusive Activity	20 ATTEMPTS	1														1			25.0
750.462I	Human Trafficking - Kidnap, CSC or Attempt to Kill	LIFE ATTEMPTS	2											1				1		21.1
750.479-B	Police Officer/Public Officer - Resist/Obstruct	2 ATTEMPTS	1								1									4.0
750.4792	Public Officer - Assault/Obstruct	2 ATTEMPTS	1						1											3.0
750.479A2	Police Officer - Flee (Penal Code) 4th Degree	2 ATTEMPTS	6		1	3	1				1									1.8
750.479A3	Police Officer - Flee (Penal Code) 3rd Degree	5 ATTEMPTS	62		6	8	14	9	10	2	7		3	1	1		1			3.0
750.479A4-A	Police Officer - Flee (Penal Code) - 2nd Offense	10 ATTEMPTS	24			1	1	2	6	1		1	1	9	1	1				10.9
750.479A5-A	Police Officer - Flee (Penal Code) 1st Degree	15 ATTEMPTS	2											1		1				14.0
750.479B1	Peace Officer - Disarming - Non-Firearm	4 ATTEMPTS	1				1													2.0
750.479B2	Peace Officer - Disarming - Firearm	10 ATTEMPTS	1			1														1.3
			9				2	1	3	1					2					5.3

NOTE: Be sure to check for related offense codes when examining a particular type of crime. They may or may not be in sequential order or even on the same page.

C1c 2023 Total Prisoner Population by Minimum Term Distribution – Assaultive Offenses

Page 8 of 12

C - 54

			TOTAL	.5	1	1.5	2	2.5	3	3.5	4	4.5	5	10	15	20	25	>25	LIFE	AVG
GRAND TOTALS VIOLATIONS			25,586	16	162	513	1,062	484	893	377	661	281	1,074	4,700	3,241	2,411	2,322	2,958	4,431	14.8
ATTEMPTS			25,370	16	150	468	1,002	465	860	360	653	280	1,066	4,693	3,237	2,410	2,322	2,958	4,430	14.9
Compiled Laws	Offense	Max. Penalty	216		12	45	60	19	33	17	8	1	8	7	4	1			1	2.7
750.483A2B	Interfere w/ Crime Report Threat to Kill/Injure	10 ATTEMPTS	7 1				1 1	1		1			2	2						4.8 1.7
750.483A4B	Interfere w/ Police Investigation Threat to Kill/Injure	10 ATTEMPTS	2						2											3.0
750.520	Rape	LIFE ATTEMPTS	5																5	
750.520B	CSC - 1st Degree - Multiple Variables	LIFE ATTEMPTS	881				2	1	1	1	1		3	87	194	155	119	221	96	23.4
750.520B1A	CSC - 1st Degree - Person Under 13	LIFE ATTEMPTS	800 1				2 1		5	1	2	6	10	94	187	152	166	117	58	19.8 1.6
750.520B1B	CSC - 1st Degree - Relationship	LIFE ATTEMPTS	548						3	4	3		8	92	190	117	54	68	9	17.4
750.520B1C	CSC - 1st Degree - During Felony	LIFE ATTEMPTS	207											21	46	38	21	68	13	24.2
750.520B1D	CSC - 1st Degree - Accomplices	LIFE ATTEMPTS	37											4	3	7	7	12	4	25.5
750.520B1E	CSC - 1st Degree - Weapon Used	LIFE ATTEMPTS	148											10	10	23	21	61	23	28.3
750.520B1F	CSC - 1st Degree - Personal Injury	LIFE ATTEMPTS	251 2				2					1	1	31	52	41	47	62	14	22.8 4.1
750.520B1G	CSC - 1st Degree - Injury to Incapacitated Victim	LIFE ATTEMPTS	6						1					1	2		1	1		18.1
750.520B1H	CSC - 1st Degree - Mentally Disabled Relationship	LIFE ATTEMPTS	18											3	4	7		4		19.8
750.520B2B	CSC - 1st Degree - Person <13, Defendant 17+ yrs.	LIFE ATTEMPTS	738 2			1		1	1				2	11	27	22	538	121	15	25.8 2.0
750.520B2C	CSC - 1st Degree - Person <13, Defendant 17+ yrs - 2nd Offense	LIFE ATTEMPTS	17													1	1	1	15	55.0
750.520C	CSC - 2nd Degree - Multiple Variables	15 ATTEMPTS	95 3			2 1	7 1	5	6	3	8	3	11	37	4	1	4	3	1	7.8 2.1
750.520C1A	CSC - 2nd Degree - Person Under 13	15 ATTEMPTS	203 6			9	17 1	12	15	7	12	3	26	69	14	11	3	5		7.5 4.2
750.520C1B	CSC - 2nd Degree - Relationship	15 ATTEMPTS	94 3			7	9 1	7	6	4	5	1	9	35	5	3	2	1		6.6 2.8
750.520C1C	CSC - 2nd Degree - During Felony	15 ATTEMPTS	19						2		1	1	3	9	2			1		8.6

NOTE: Be sure to check for related offense codes when examining a particular type of crime. They may or may not be in sequential order or even on the same page.

C1c 2023 Total Prisoner Population by Minimum Term Distribution – Assaultive Offenses

Page 9 of 12

C - 55

GRAND TOTALS			TOTAL	.5	1	1.5	2	2.5	3	3.5	4	4.5	5	10	15	20	25	>25	LIFE	AVG
VIOLATIONS			25,586	16	162	513	1,062	484	893	377	661	281	1,074	4,700	3,241	2,411	2,322	2,958	4,431	14.8
ATTEMPTS			25,370	16	150	468	1,002	465	860	360	653	280	1,066	4,693	3,237	2,410	2,322	2,958	4,430	14.9
Compiled Laws	Offense	Max. Penalty	216		12	45	60	19	33	17	8	1	8	7	4	1			1	2.7
750.520C1D	CSC - 2nd Degree - Accomplices	15 ATTEMPTS	3				1			1				1						3.7
750.520C1E	CSC - 2nd Degree - Weapon Used	15 ATTEMPTS	8						1		1			1	1	2		2		19.4
750.520C1F	CSC - 2nd Degree - Personal Injury	15 ATTEMPTS	58			1	6	2	11	2	6	2	8	14	2	1		2	1	6.1
750.520C1G	CSC - 2nd Degree - Injury to Incapacitated Victim	15 ATTEMPTS	6				1	3						1			1			6.7
750.520C1H	CSC - 2nd Degree - Mentally Disabled Relationship	15 ATTEMPTS	8				2	1		1		1		3						4.5
750.520C2B	CSC - 2nd Degree - Person <13, Defendant 17+ yrs.	15 ATTEMPTS	368		1	10	21	13	30	16	14	6	48	156	30	11	6	5	1	7.5
750.520D	CSC - 3rd Degree - Multiple Variables	15 ATTEMPTS	209			2	4	7	11	1	11	5	22	98	32	9	1	5	1	17.7
750.520D1A	CSC - 3rd Degree - Person 13-15	15 ATTEMPTS	641	1	7	12	30	15	53	15	32	15	74	298	50	27	8	3	1	14.8
750.520D1B	CSC - 3rd Degree - Force/Coercion	15 ATTEMPTS	355			4	14	8	16	6	10	7	43	171	30	24	12	10		18.6
750.520D1C	CSC - 3rd Degree - Incapacitated Victim	15 ATTEMPTS	72		2		4	2	8	1	2	1	4	31	9	5	2	1		8.2
750.520D1D	CSC - 3rd Degree - Incest	15 ATTEMPTS	2				1	1												2.6
750.520D1E	CSC - 3rd Degree - Student	15 ATTEMPTS	94				2		3	1	4	1	11	58	9	2	3			17.2
750.520E	CSC - 3rd Degree - Student	15 ATTEMPTS	7				1	1				1	1	3						5.8
750.520E	CSC - 4th Degree - Multiple Variables	2 ATTEMPTS	4					1	2		1									3.0
750.520E1A	CSC - 4th Degree - Force/Coercion	2 ATTEMPTS	26		5	10	2	2	5				1	1						2.1
750.520E1A-A	CSC - 4th Degree - Victim 13-16	2 ATTEMPTS	1		1															1.0
750.520E1A-A	CSC - 4th Degree - Victim 13-16	2 ATTEMPTS	8			4			2	1			1							4.8
750.520F	CSC - 2nd+ Offense	LIFE ATTEMPTS	2										1		1					10.0
750.520G1	CSC - Assault w/ Intent to Commit Sexual Penetration	10 ATTEMPTS	170		3	10	26	9	16	9	11	1	28	42	4	3	6	2		5.8
750.520G2	CSC - 2nd Degree Assault	5 ATTEMPTS	1			1														1.5
750.520G2	CSC - 2nd Degree Assault	5 ATTEMPTS	34		2	9	10	2	2	3	1		1	3					1	2.5
750.520G2	CSC - 2nd Degree Assault	5 ATTEMPTS	1		1															1.0

NOTE: Be sure to check for related offense codes when examining a particular type of crime. They may or may not be in sequential order or even on the same page.

C1c 2023 Total Prisoner Population by Minimum Term Distribution — Assaultive Offenses

Page 10 of 12

C - 56

			TOTAL	.5	1	1.5	2	2.5	3	3.5	4	4.5	5	10	15	20	25	>25	LIFE	AVG
GRAND TOTALS			25,586	16	162	513	1,062	484	893	377	661	281	1,074	4,700	3,241	2,411	2,322	2,958	4,431	14.8
VIOLATIONS			25,370	16	150	468	1,002	465	860	360	653	280	1,066	4,693	3,237	2,410	2,322	2,958	4,430	14.9
ATTEMPTS			216		12	45	60	19	33	17	8	1	8	7	4	1			1	2.7
Compiled Laws	Offense	Max. Penalty																		
750.529	Robbery - Armed	LIFE	2,710			2	29	12	42	37	42	56	114	808	740	352	218	225	33	14.0
		ATTEMPTS	4				2		1							1				6.2
750.529-A	Robbery - Armed - Serious Injury	LIFE	42						1					22	9	3	3	4		12.8
		ATTEMPTS																		
750.529A	Carjacking	LIFE	443			4	3	17	9	19	10	22	155	105	51	20	27	1		11.8
		ATTEMPTS	1						1											3.2
750.530	Robbery - Unarmed	15	514	1	14	12	72	33	81	15	50	21	57	120	27	6	1	4		5.1
		ATTEMPTS	11		2	1	3		4						1					3.0
750.531	Bank Robbery/Safe Breaking	LIFE	4								1					1			2	11.1
		ATTEMPTS																		
750.531-A	Bank Robbery	LIFE	64		2	1	7	1	3	3	2	3	7	13	7	7	2	6		10.3
		ATTEMPTS	1		1															1.0
750.531B	Safe Breaking	LIFE	40				3		2	1	2		4	17	3	6		2		9.6
		ATTEMPTS	2		2															1.0
750.532	Seduction	5	1			1														1.5
		ATTEMPTS																		
750.539J2B	Capture/Distribute Image of Unclothed Person	5	7			1	4		1		1									2.3
		ATTEMPTS																		
750.5405B	Interfere w/ Electronic Communications, Injury/Death	4	1						1											3.0
		ATTEMPTS																		
750.543F-A	Terrorism	LIFE	1													1				16.0
		ATTEMPTS																		
750.543K1B	Terrorism - Terrorist Acts - Provide Material Support	20	1						1											3.0
		ATTEMPTS																		
750.543P	Terrorism - Use of Internet/Telecomm. to Commit	20	1											1						6.5
		ATTEMPTS																		
750.72	Arson - Dwelling House/Curtilage	20	24					2			1		1	8	9	1	1		1	20.3
		ATTEMPTS	1					1												2.2
750.72-A	Arson - Dwelling House	20	12				1					1		2	5	3				11.7
		ATTEMPTS																		
750.73	Arson - Real Property	10	4				1	1						1	1					5.5
		ATTEMPTS																		
750.731	Arson - Second Degree	20	62				2	2	2	2	5	2	8	27	8	4				15.0
		ATTEMPTS	1			1														1.2
750.74	Arson - Personal Property, Over \$50	4	21			2	4	1	1	1			2	7		1		2		14.7
		ATTEMPTS	3		1		2													3.1

NOTE: Be sure to check for related offense codes when examining a particular type of crime. They may or may not be in sequential order or even on the same page.

C1c 2023 Total Prisoner Population by Minimum Term Distribution – Assaultive Offenses

Page 11 of 12

C - 57

			TOTAL	.5	1	1.5	2	2.5	3	3.5	4	4.5	5	10	15	20	25	>25	LIFE	AVG
GRAND TOTALS			25,586	16	162	513	1,062	484	893	377	661	281	1,074	4,700	3,241	2,411	2,322	2,958	4,431	14.8
VIOLATIONS			25,370	16	150	468	1,002	465	860	360	653	280	1,066	4,693	3,237	2,410	2,322	2,958	4,430	14.9
ATTEMPTS			216		12	45	60	19	33	17	8	1	8	7	4	1			1	2.7
Compiled Laws	Offense	Max. Penalty																		
750.741B	Arson - Third Degree - Prior Conviction	10 ATTEMPTS	1				1													2.3
750.751	Fourth Degree Arson	5 ATTEMPTS	8		1	2	2	1		1				1						5.8
750.761A	Arson of an Insured Dwelling	LIFE ATTEMPTS	1											1						7.0
750.761B	Arson of Insured Real Property	20 ATTEMPTS	2						1					1						4.5
750.791C1	Arson - Preparation to Burn Property, \$1K - <\$20K	5 ATTEMPTS	2				2													1.9
750.791C3	Arson - Preparation to Burn Property	5 ATTEMPTS	4				3								1					4.4
750.791D1	Arson - Preparation to Burn Property, \$20K or More	10 ATTEMPTS	1						1											3.0
750.791D6	Arson - Preparation to Burn a Building	10 ATTEMPTS	5		1		1	1			1			1						3.0
750.814	Domestic Violence - 3rd Offense	2 ATTEMPTS	316	1	6	61	99	28	45	19	20	1	19	12	3	1	1			8.4
			1				1													2.0
750.81A3	Domestic Violence, Aggravated - 2nd Offense	2 ATTEMPTS	37		4	4	7	5	3	6	3	1	1	3						2.8
			1						1											3.0
750.81D1	Police Officer - Assault/Resist/Obstruct	2 ATTEMPTS	131		11	45	32	13	19		6		2	3						2.1
750.81D2	Police Officer - Assault/Resist/Obstruct, Causing Injury	4 ATTEMPTS	38		3	12	11	3	4	4				1						2.1
750.81D3	Police Officer - Assault/Resist/Obstruct, Serious Impairment	15 ATTEMPTS	13					1	1		1	1		5	1	3				9.7
750.81E2	Assaulting a Utility Company Employee or Contractor Causing Bodily Injury	2 ATTEMPTS	1			1														1.3
750.82	Felonious Assault	4 ATTEMPTS	206		24	52	68	21	17	1	12	1	5	5						2.1
			6			4	1	1												1.6
750.83	Assault w/ Intent to Murder	LIFE ATTEMPTS	1,315				2	3	6	1	17	5	30	302	311	211	130	230	67	18.1
			1				1													2.5
750.84	Assault w/ Intent to do Great Bodily Harm Less Than Murder	10 ATTEMPTS	1,167		15	33	131	63	113	59	126	25	143	320	64	10	47	11	7	12.5
			60			14	18	6	7	5	3	1	3	3						2.6
750.841B	Assault by Strangulation	10 ATTEMPTS	26				3	1	1		2		7	5	2		4	1		9.6
			3				2				1									2.5

NOTE: Be sure to check for related offense codes when examining a particular type of crime. They may or may not be in sequential order or even on the same page.

C1c 2023 Total Prisoner Population by Minimum Term Distribution — Assaultive Offenses

Page 12 of 12

C - 58

Compiled Laws	Offense	Max. Penalty	TOTAL	.5	1	1.5	2	2.5	3	3.5	4	4.5	5	10	15	20	25	>25	LIFE	AVG
		GRAND TOTALS	25,586	16	162	513	1,062	484	893	377	661	281	1,074	4,700	3,241	2,411	2,322	2,958	4,431	14.8
		VIOLATIONS	25,370	16	150	468	1,002	465	860	360	653	280	1,066	4,693	3,237	2,410	2,322	2,958	4,430	14.9
		ATTEMPTS	216		12	45	60	19	33	17	8	1	8	7	4	1			1	2.7
750.85	Torture	LIFE ATTEMPTS	71											5	20	24	6	14	2	20.1
750.86	Assault w/ Intent to Maim	10 ATTEMPTS	6			1	2							3						4.1
750.87	Assault w/ Intent to Commit Felony	10 ATTEMPTS	3						1						1			1		22.8
750.88	Assault w/ Intent to Rob While Unarmed	15 ATTEMPTS	44		2	2	11	5	8	1	1		7	4	2			1		4.6
750.89	Assault w/ Intent to Rob While Armed	LIFE ATTEMPTS	1				1	2	9	5	6	2	8	56	91	50	20	29	5	15.1
750.90A	Assault - Pregnant Individual, Miscarriage/Stillbirth w/ Intent	LIFE ATTEMPTS	284												2		1	1	1	21.1
750.90DA	Pregnant Individ. - Oper. Under Infl., Miscarriage/Stillbirth	15 ATTEMPTS	5																	4.0
750.91	Homicide - Attempted Murder	LIFE ATTEMPTS	1								1									4.0
752.541	Riot	10 ATTEMPTS	19										1	2	7	4	2	2	1	18.5
752.542A	Prisons - Riots	10 ATTEMPTS	1				1													2.5
			2											1	1					10.3

NOTES: Be sure to check for related offense codes when examining a particular type of crime. They may or may not be in sequential order or even on the same page.
 Largest minimum term is reported for prisoners with multiple offenses.
 When minimum terms exceed maximum penalties, that may be due to anomalies in criminal justice practices, habitualized offenses, database errors, etc.
 Each minimum term category is rounded up from the preceding category (for example, the ten-year category includes all minimums longer than five years up to exactly ten years).
 Minimum term averages are based on raw data (with life sentences excluded from the calculations).
 HYTA cases are included in the data.

Source: Offender Management Network Information (OMNI)

C2 2023 Total Prisoner Population by Minimum Term Distribution for Women – All Offenses

Page 1 of 10

C - 59

GRAND TOTALS			TOTAL*	.5	1	1.5	2	2.5	3	3.5	4	4.5	5	10	15	20	25	>25	LIFE	AVG
VIOLATIONS			1,699	2	37	142	220	63	113	40	74	48	80	277	138	116	90	68	191	8.4
ATTEMPTS			1,673	1	33	133	212	62	111	39	74	48	80	277	138	116	90	68	191	8.6
Compiled Laws	Offense	Max. Penalty	26	1	4	9	8	1	2	1										1.6
205.271C	Taxes - Make/Permit False Returns	5 ATTEMPTS	1			1														1.3
257.602A2	Police Officer - Flee - 4th Degree (Vehicle Code)	2 ATTEMPTS	2			1		1												1.9
257.602A3-A	Police Officer - Fleeing - 3rd Degree - Vehicle Code	5 ATTEMPTS	9		1	1	4		2		1									2.2
257.602A4	Police Officer - Flee - Causing Serious Bodily Injury (Vehicle Code)	10 ATTEMPTS	4				1		2	1										2.7
257.617	Fail to Stop at Accident - Serious Impairment/Death	5 ATTEMPTS	9		1	4	1	1		1			1							2.1
257.6173	Fail to Stop at Accident - At Fault Death Result	15 ATTEMPTS	8				3		1		2			1	1					4.5
257.6254	Operating Vehicle Intoxicated, Causing Death	15 ATTEMPTS	37				4	3	4	1	4	4	3	13	1					4.8
257.6254A	Operating Vehicle Intoxicated, Causing Death	15 ATTEMPTS	2				1							1						4.5
257.6254B-A	Operating with a High BAC Causing Death with a Prior Conviction	20 ATTEMPTS	2											2						9.0
257.6255-A	Operating Vehicle Intoxicated, Causing Serious Injury	5 ATTEMPTS	5			2	2				1									2.1
257.6255B	Operating with a High BAC Causing Serious Injury with a Prior Conviction	10 ATTEMPTS	1							1										3.3
257.6256D	Operating Vehicle Intoxicated, Contr. Sub. - 3rd Offense	5 ATTEMPTS	31		4	9	13	1	1	1	1		1							1.9
257.6257A2	Operating Vehicle Intoxicated, w/ Occupant <16 - 2nd+ Offense	5 ATTEMPTS	2				1				1									2.8
257.6263	Driving - Reckless - Causing Serious Impairment of Body Function	5 ATTEMPTS	1											1						6.0
257.6264	Driving - Reckless - Causing Death	15 ATTEMPTS	14			1	1	1	1	1	1		1	6	1					6.0
257.9044	Operate - License Susp./Rev./Denied, Causing Death	15 ATTEMPTS	2										1	1						6.5
257.9045	Operate - License Susp./Rev./Denied, Causing Serious Injury	5 ATTEMPTS	1					1												2.5
333.74012A1	Contr. Sub. - Del/Mfg 1,000+ Grams (Narc. or Cocaine)	LIFE ATTEMPTS	2											1			1			13.5

NOTE: Be sure to check for related offense codes when examining a particular type of crime. They may or may not be in sequential order or even on the same page.

C2 2023 Total Prisoner Population by Minimum Term Distribution for Women – All Offenses

Page 2 of 10

C - 60

GRAND TOTALS			TOTAL*	.5	1	1.5	2	2.5	3	3.5	4	4.5	5	10	15	20	25	>25	LIFE	AVG
VIOLATIONS			1,699	2	37	142	220	63	113	40	74	48	80	277	138	116	90	68	191	8.4
ATTEMPTS			1,673	1	33	133	212	62	111	39	74	48	80	277	138	116	90	68	191	8.6
Compiled Laws	Offense	Max. Penalty	26	1	4	9	8	1	2	1										1.6
333.74012A2	Contr. Sub. - Del/Mfg 450 - 999 Grams (Narc. or Cocaine)	30 ATTEMPTS	2										1	1						10.4
333.74012A3	Contr. Sub. - Del/Mfg 50 - 449 Grams (Narc. or Cocaine)	20 ATTEMPTS	6			1					1		4							5.8
333.74012A4	Contr. Sub. - Del/Mfg Under 50 Grams (Narc. or Cocaine)	20 ATTEMPTS	23		2	6		3	1	2	1	3	5							3.8
333.74012B-A	Contr. Sub. - Del/Mfg (Sched. 1-3), Except Marijuana	7 ATTEMPTS	3		1	1		1												2.1
333.74012B-B	Contr. Sub. - Del/Mfg (Subs added Sched. 1-3 by Rule)	7 ATTEMPTS	1					1												3.0
333.74012B1	Contr. Sub. - Del/Mfg Meth/Ecstasy	20 ATTEMPTS	164	1		5	7	7	26	11	11	16	19	60	2					14.4
333.74012C-A	Contr. Sub. - Del/Mfg (Sched. 4)	4 ATTEMPTS	2			1														0.9
333.74012C2C	Contr. Sub. - Operate/Maintain Lab Involving Hazardous Waste	20 ATTEMPTS	1			1							1							1.8
333.74012C2D-A	Contr. Sub. - Operate/Maintain Meth Lab Near Specified Places	20 ATTEMPTS	1							1				1						5.0
333.74012C2F	Contr. Sub. - Operate/Maintain Lab Involving Meth	20 ATTEMPTS	2											1	1					5.4
333.74022E	Contr. Sub. - Create/Deliver Analogue	15 ATTEMPTS	2											1	1					9.8
333.74032A3	Contr. Sub. - Possess 50 - 449 Grams (Narcotic)	20 ATTEMPTS	10			3	2	3					2							2.8
333.74032A5	Contr. Sub. - Possess <25 Grams (Narcotic)	4 ATTEMPTS	3										1	2						7.1
333.74032B1	Contr. Sub. - Possess Methamphetamine	10 ATTEMPTS	17		1	8	5	3												1.7
333.7405D	Contr. Sub. - Maintain Drug House	2 ATTEMPTS	107		4	33	42	14	7	3	2	1		1						2.0
333.74102-A	Contr. Sub. - Deliver <50 Grams, School Prop. (Narc/Cocaine)	60 ATTEMPTS	1			1														1.9
445.65	Identity Theft	5 ATTEMPTS	1				1													2.0
445.67	Identity Theft - Obtain/Possess/Transfer ID w/ Intent	5 ATTEMPTS	2						2											2.9
			2				2													1.8
			1		1															1.0

NOTE: Be sure to check for related offense codes when examining a particular type of crime. They may or may not be in sequential order or even on the same page.

C2 2023 Total Prisoner Population by Minimum Term Distribution for Women – All Offenses

Page 3 of 10

C - 61

GRAND TOTALS			TOTAL*	.5	1	1.5	2	2.5	3	3.5	4	4.5	5	10	15	20	25	>25	LIFE	AVG	
VIOLATIONS			1,699	2	37	142	220	63	113	40	74	48	80	277	138	116	90	68	191	8.4	
ATTEMPTS			1,673	1	33	133	212	62	111	39	74	48	80	277	138	116	90	68	191	8.6	
Max. Penalty			26	1	4	9	8	1	2	1											1.6
Compiled Laws	Offense	Max. Penalty																			
750.110	Breaking & Entering - Bldg. w/ Intent	15 ATTEMPTS	4					1	3												2.9
750.110A2	Home Invasion - 1st Degree	20 ATTEMPTS	2		2																1.3
750.110A3	Home Invasion - 2nd Degree	15 ATTEMPTS	31				2		2		5	5	5	8	3			1			6.3
750.110A4	Home Invasion - 3rd Degree	5 ATTEMPTS	27			1	3	5	5		4	4	2	3							3.6
750.111	Breaking & Entering - Entry w/o Breaking, w/ Intent	5 ATTEMPTS	4			3	1														1.5
750.116	Burglar's Tools - Possess	10 ATTEMPTS	1			1															1.3
750.1227C	Witness - Intimidate/Threaten to Kill or Injure	15 ATTEMPTS	1		1																1.0
750.131A1	Check - No Account	2 ATTEMPTS	1			1															1.0
750.136B2	Child Abuse - 1st Degree	15 ATTEMPTS	1								1			3	7	3	3	1			15.2
750.136B3	Child Abuse - 2nd Degree	4 ATTEMPTS	18																		4.4
750.136B4B	Child Abuse - 2nd Degree Second or Subsequent Offense Notice	20 ATTEMPTS	11			2			2				3	4							2.3
750.145C2	Child Sexually Abusive Activity	20 ATTEMPTS	3		1	1			1					1							8.3
750.145C2B	Child Sexually Abusive Activity Aggravated	25 ATTEMPTS	1						1					4	2						16.6
750.145N1	Vulnerable Adult Abuse - 1st Degree	15 ATTEMPTS	7											1							10.0
750.157B2	Homicide - Solicitation of Murder	LIFE ATTEMPTS	1										1	1	1						6.4
750.157N1	Financial Transaction Device - Steal/Retain w/o Consent	4 ATTEMPTS	3											2				1			15.7
750.157Q	Financial Transaction Device - Illegal Sale/Use	4 ATTEMPTS	4			3								1							2.6
750.159I1	Criminal Enterprise - Conduct	20 ATTEMPTS	1			1															1.1
			1		1																1.0
			8			1	1			1			1	3	1						5.4

NOTE: Be sure to check for related offense codes when examining a particular type of crime. They may or may not be in sequential order or even on the same page.

C2 2023 Total Prisoner Population by Minimum Term Distribution for Women – All Offenses

Page 4 of 10

C - 62

GRAND TOTALS			TOTAL*	.5	1	1.5	2	2.5	3	3.5	4	4.5	5	10	15	20	25	>25	LIFE	AVG	
VIOLATIONS			1,699	2	37	142	220	63	113	40	74	48	80	277	138	116	90	68	191	8.4	
ATTEMPTS			1,673	1	33	133	212	62	111	39	74	48	80	277	138	116	90	68	191	8.6	
Max. Penalty			26	1	4	9	8	1	2	1											1.6
Compiled Laws	Offense	Max. Penalty																			
750.165	Child Support - Fail to Pay	4	1		1																1.5
	ATTEMPTS																				
750.1744A	Embezzle - Agent or Trustee, \$1K - <\$20K	5	2		1				1												2.0
	ATTEMPTS																				
750.1745C	Embezzle - \$1K - <\$20K from Non-Profit or Charity	10	1											1							6.7
	ATTEMPTS																				
750.1746	Embezzle - \$50K - <\$100K	15	6				3			1			1	1							3.4
	ATTEMPTS																				
750.1747	Embezzlement - \$100K or More	15	10							1	2	2	2	2	1						6.0
	ATTEMPTS																				
750.174A4A	Embezzlement - From Vulnerable Adult, \$1K - <\$20K	5	1					1													2.5
	ATTEMPTS																				
750.174A6A	Embezzlement - From Vulnerable Adult, \$50K - <\$100K	15	1										1								4.8
	ATTEMPTS																				
750.174A7A	Embezzlement - From Vulnerable Adult, \$100K or More	20	2		1									1							3.1
	ATTEMPTS																				
750.197C	Escape - From Jail Through Violence or Assault Prison Employee	4	6				2	3			1										5.1
	ATTEMPTS																				
750.199A	Bond - Abscond or Forfeit	4	1								1										4.0
	ATTEMPTS																				
750.2042A	Explosives - Send w/ Intent Injure/Destroy	15	1															1			40.0
	ATTEMPTS																				
750.2184A	False Pretenses - \$1K - <\$20K	5	1				1														2.0
	ATTEMPTS																				
750.2185A	False Pretenses - \$20K or More	10	1						1												3.0
	ATTEMPTS																				
750.2186A	False Pretenses - \$5K - <\$100K	15	1											1							7.0
	ATTEMPTS		1		1																1.5
750.21871A	False Pretenses - \$100,000 or More	20	1											1							9.0
	ATTEMPTS																				
750.2241-A	Weapons - Dangerous Weapon - Misc.	5	1								1										3.8
	ATTEMPTS		1			1															1.7
750.224F	Weapons - Firearms, Possession by Felon	5	2		1			1													1.8
	ATTEMPTS																				
750.226	Weapons - Dangerous Weapon, Carry w/ Unlawful Intent	5	2			1				1											2.1
	ATTEMPTS																				

NOTE: Be sure to check for related offense codes when examining a particular type of crime. They may or may not be in sequential order or even on the same page.

C2 2023 Total Prisoner Population by Minimum Term Distribution for Women – All Offenses

Page 5 of 10

C - 63

GRAND TOTALS			TOTAL*	.5	1	1.5	2	2.5	3	3.5	4	4.5	5	10	15	20	25	>25	LIFE	AVG
VIOLATIONS			1,699	2	37	142	220	63	113	40	74	48	80	277	138	116	90	68	191	8.4
ATTEMPTS			1,673	1	33	133	212	62	111	39	74	48	80	277	138	116	90	68	191	8.6
Compiled Laws	Offense	Max. Penalty	26	1	4	9	8	1	2	1										1.6
750.227	Weapons - Carry Concealed	5 ATTEMPTS	3			2	1													1.6
750.227B-A	Weapons - Felony Firearm	2 ATTEMPTS	29				29													2.0
750.234A1C	Weapons - Firearms, Discharge from Vehicle Causing Serious Impairment	20 ATTEMPTS	1											1						6.3
750.234B	Weapons - Firearms, Discharge in/at Bldg.	4 ATTEMPTS	4				1	1	1		1									2.9
750.248	Forgery	14 ATTEMPTS	1										1							5.0
750.248B	Forgery of a Document Affecting Real Property	14 ATTEMPTS	1				1													2.0
750.249	Utter & Publish	14 ATTEMPTS	4			1	2		1											2.0
			1			1														1.1
750.316	Homicide	LIFE ATTEMPTS	25																25	
750.316-A	Homicide - Murder 1st Degree, Premeditated	LIFE ATTEMPTS	74															4	70	32.3
750.316-B	Homicide - Felony Murder	LIFE ATTEMPTS	54																54	
750.316-C	Homicide - Open Murder, Statutory Short Form	LIFE ATTEMPTS	26																26	
750.317	Homicide - Murder 2nd Degree	LIFE ATTEMPTS	302						1					19	59	87	70	56	10	21.1
750.317A	Deliver Controlled Substance Cause Death	LIFE ATTEMPTS	8								1	1			3	2	1			13.7
750.321	Homicide - Manslaughter	15 ATTEMPTS	8			1								6	1					8.0
750.321-A	Homicide - Manslaughter, Statutory Short Form	15 ATTEMPTS	15				1		3		2		1	7	1					6.6
750.321-C	Homicide - Manslaughter, Involuntary	15 ATTEMPTS	18			1	5		2	1		1	1	5	2					5.6
750.321-E	Homicide - Manslaughter w/ Motor Vehicle	15 ATTEMPTS	1									1								4.2
750.329	Homicide - Manslaughter, Death w/ Weapon, Aim w/o Malice	15 ATTEMPTS	1										1							5.0

NOTE: Be sure to check for related offense codes when examining a particular type of crime. They may or may not be in sequential order or even on the same page.

C2 2023 Total Prisoner Population by Minimum Term Distribution for Women – All Offenses

Page 6 of 10

C - 64

Compiled Laws	Offense	Max. Penalty	TOTAL*	.5	1	1.5	2	2.5	3	3.5	4	4.5	5	10	15	20	25	>25	LIFE	AVG
		GRAND TOTALS	1,699	2	37	142	220	63	113	40	74	48	80	277	138	116	90	68	191	8.4
		VIOLATIONS	1,673	1	33	133	212	62	111	39	74	48	80	277	138	116	90	68	191	8.6
		ATTEMPTS	26	1	4	9	8	1	2	1										1.6
750.349	Kidnapping	LIFE ATTEMPTS	2													2				17.9
750.349B	Unlawful Imprisonment	15 ATTEMPTS	3										2	1						5.3
750.350	Kidnapping - Child Enticement	LIFE ATTEMPTS	1						1											3.0
750.3562A	Larceny - \$20K or More	10 ATTEMPTS	1					1												2.3
750.3563A	Larceny - \$1K - <\$20K	5 ATTEMPTS	3		1	1	1													1.4
750.356C	Retail Fraud - 1st Degree	5 ATTEMPTS	45		3	15	16	4	3	1	2		1							2.0
750.357	Larceny from Person	10 ATTEMPTS	1			1														1.1
750.360	Larceny in Building	4 ATTEMPTS	2						1		1									3.3
750.362A2A	Fail to Return Rented Property, \$20K or More	10 ATTEMPTS	3		1	1					1									2.1
750.377A1B1	Malicious Destruction Pers. Prop., \$1K - <\$20K	5 ATTEMPTS	1							1										3.2
750.377B	Malicious Destruction Fire/Police Property	4 ATTEMPTS	2				2													1.8
750.411A1B	False Report of Felony	4 ATTEMPTS	4			2	2													1.6
750.411H2B	Stalking a Minor	5 ATTEMPTS	5			3	1		1											1.8
750.411i	Stalking - Aggravated	5 ATTEMPTS	1				1													1.6
750.413	Motor Vehicle - Unlawful Drive Away	5 ATTEMPTS	5			2	1		1				1							2.5
750.422-B	Perjury - Court Proceeding	15 ATTEMPTS	5			1	2		2											2.2
750.4362A	Poisoning - Food/Drink/Medicine/Water	15 ATTEMPTS	1			1														1.1
750.455	Prostitution - Pandering	20 ATTEMPTS	1				1													2.0
			1														1			25.0

NOTE: Be sure to check for related offense codes when examining a particular type of crime. They may or may not be in sequential order or even on the same page.

C2 2023 Total Prisoner Population by Minimum Term Distribution for Women – All Offenses

Page 7 of 10

C - 65

GRAND TOTALS			TOTAL*	.5	1	1.5	2	2.5	3	3.5	4	4.5	5	10	15	20	25	>25	LIFE	AVG	
VIOLATIONS			1,699	2	37	142	220	63	113	40	74	48	80	277	138	116	90	68	191	8.4	
ATTEMPTS			1,673	1	33	133	212	62	111	39	74	48	80	277	138	116	90	68	191	8.6	
Max. Penalty			26	1	4	9	8	1	2	1											1.6
Compiled Laws	Offense	Max. Penalty																			
750.459	Prostitution - Transport Female (perhaps compel)	20 ATTEMPTS	1				1														2.0
750.462B2	Human Trafficking-Forced Labor Resulting in Injury/Commercial Sexual Activity	15 ATTEMPTS	1							1											3.2
750.4792C2	Lying to Peace Officer - 4 Year or More Crime Investigation	2 ATTEMPTS	2			1	1														1.8
750.479A3	Police Officer - Flee (Penal Code) 3rd Degree	5 ATTEMPTS	3			1	1					1									2.5
750.479A4-A	Police Officer - Flee (Penal Code) - 2nd Offense	10 ATTEMPTS	1							1											3.0
750.479B1	Peace Officer - Disarming - Non-Firearm	4 ATTEMPTS	1				1														2.0
750.479B2	Peace Officer - Disarming - Firearm	10 ATTEMPTS	1							1											3.0
750.50B	Animals - Killing/Torturing - Third Degree	4 ATTEMPTS	2				1			1											2.3
750.520B	CSC - 1st Degree - Multiple Variables	LIFE ATTEMPTS	4											1	2				1		15.8
750.520B1A	CSC - 1st Degree - Person Under 13	LIFE ATTEMPTS	11											3	2	2			1	3	15.2
750.520B1B	CSC - 1st Degree - Relationship	LIFE ATTEMPTS	6										2	1	2	1					11.2
750.520B1C	CSC - 1st Degree - During Felony	LIFE ATTEMPTS	3												2			1			17.8
750.520B1E	CSC - 1st Degree - Weapon Used	LIFE ATTEMPTS	1											1							9.0
750.520B1F	CSC - 1st Degree - Personal Injury	LIFE ATTEMPTS	1												1						12.0
750.520B1H	CSC - 1st Degree - Mentally Disabled Relationship	LIFE ATTEMPTS	1											1							9.0
750.520B2B	CSC - 1st Degree - Person <13, Defendant 17+ yrs.	LIFE ATTEMPTS	10											1	1			7		1	22.2
750.520C	CSC - 2nd Degree - Multiple Variables	15 ATTEMPTS	2										1	1							7.5
750.520C1A	CSC - 2nd Degree - Person Under 13	15 ATTEMPTS	2								1	1									3.9

NOTE: Be sure to check for related offense codes when examining a particular type of crime. They may or may not be in sequential order or even on the same page.

C2 2023 Total Prisoner Population by Minimum Term Distribution for Women – All Offenses

Page 8 of 10

C - 66

GRAND TOTALS			TOTAL*	.5	1	1.5	2	2.5	3	3.5	4	4.5	5	10	15	20	25	>25	LIFE	AVG	
VIOLATIONS			1,699	2	37	142	220	63	113	40	74	48	80	277	138	116	90	68	191	8.4	
ATTEMPTS			1,673	1	33	133	212	62	111	39	74	48	80	277	138	116	90	68	191	8.6	
Max. Penalty			26	1	4	9	8	1	2	1											1.6
Compiled Laws	Offense	Max. Penalty																			
750.520C1B	CSC - 2nd Degree - Relationship	15 ATTEMPTS	1										1								4.8
750.520C1D	CSC - 2nd Degree - Accomplices	15 ATTEMPTS	1						1												3.2
750.520C1F	CSC - 2nd Degree - Personal Injury	15 ATTEMPTS	1											1							10.0
750.520C2B	CSC - 2nd Degree - Person <13, Defendant 17+ yrs.	15 ATTEMPTS	2				1								1						5.5
750.520D	CSC - 3rd Degree - Multiple Variables	15 ATTEMPTS	1												1						10.0
750.520D1A	CSC - 3rd Degree - Person 13-15	15 ATTEMPTS	9		1			1	1						6						6.5
750.520D1B	CSC - 3rd Degree - Force/Coercion	15 ATTEMPTS	1				1														2.0
750.520D1D	CSC - 3rd Degree - Incest	15 ATTEMPTS	2										1	1							6.5
750.520D1E	CSC - 3rd Degree - Student	15 ATTEMPTS	1									1									3.8
750.520G1	CSC - Assault w/ Intent to Commit Sexual Penetration	10 ATTEMPTS	1											1							4.3
750.520G2	CSC - 2nd Degree Assault	5 ATTEMPTS	1		1																5.0
750.529	Robbery - Armed	LIFE ATTEMPTS	68			1	1	2	2	1	2	3	5	29	17	1	3		1		1.0
750.529-A	Robbery - Armed - Serious Injury	LIFE ATTEMPTS	1				1														9.0
750.529A	Carjacking	LIFE ATTEMPTS	5											4	1						2.0
750.530	Robbery - Unarmed	15 ATTEMPTS	20							1	1	1	2	7	3	3	1	1			8.7
750.531-A	Bank Robbery	LIFE ATTEMPTS	33		2	2	4	1	3	1	8	3	2	5	1	1					12.2
750.5357	Stolen Prop. - Receive & Conceal, Motor Vehicle	5 ATTEMPTS	2		1		1														4.4
750.5405B	Interfere w/ Electronic Communications, Injury/Death	4 ATTEMPTS	1										1		1						1.5
			4			1	2				1										8.0
			1						1												1.0
			4			1	2				1										2.2
			1						1												3.0

NOTE: Be sure to check for related offense codes when examining a particular type of crime. They may or may not be in sequential order or even on the same page.

C2 2023 Total Prisoner Population by Minimum Term Distribution for Women – All Offenses

Page 9 of 10

C - 67

Compiled Laws	Offense	Max. Penalty	TOTAL*	.5	1	1.5	2	2.5	3	3.5	4	4.5	5	10	15	20	25	>25	LIFE	AVG
	GRAND TOTALS		1,699	2	37	142	220	63	113	40	74	48	80	277	138	116	90	68	191	8.4
	VIOLATIONS		1,673	1	33	133	212	62	111	39	74	48	80	277	138	116	90	68	191	8.6
	ATTEMPTS		26	1	4	9	8	1	2	1										1.6
750.543M	Terrorism - False Report or Threat	20 ATTEMPTS	1											1						10.0
750.72	Arson - Dwelling House/ Curtilage	20 ATTEMPTS	2										1		1					16.0
750.731	Arson - Second Degree	20 ATTEMPTS	6					1	1				1	2		1				14.4
750.751	Fourth Degree Arson	5 ATTEMPTS	1			1														1.2
750.791C1	Arson - Preparation to Burn Property, \$1K - <\$20K	5 ATTEMPTS	2			1								1						11.2
750.791C3	Arson - Preparation to Burn Property	5 ATTEMPTS	1				1													1.9
750.814	Domestic Violence - 3rd Offense	2 ATTEMPTS	1				1													2.0
750.81D1	Police Officer - Assault/Resist/Obstruct	2 ATTEMPTS	7		1	3	2			1										1.7
750.81D2	Police Officer - Assault/Resist/Obstruct, Causing Injury	4 ATTEMPTS	9			3	4	2												1.8
750.81D3	Police Officer - Assault/Resist/Obstruct, Serious Impairment	15 ATTEMPTS	2						1											2.0
750.82	Felonious Assault	4 ATTEMPTS	2								1			1						5.8
750.83	Assault w/ Intent to Murder	LIFE ATTEMPTS	11		4	3	4													1.5
750.84	Assault w/ Intent to do Great Bodily Harm Less Than Murder	10 ATTEMPTS	45						1	1	2	1		19	11	8	1	1		11.8
750.85	Torture	LIFE ATTEMPTS	42		3		4	4	8	4	7		4	8						7.6
750.88	Assault w/ Intent to Rob While Unarmed	15 ATTEMPTS	2				1	1												2.2
750.89	Assault w/ Intent to Rob While Armed	LIFE ATTEMPTS	7												3	4				16.8
750.90A	Assault - Pregnant Individual, Miscarriage/Stillbirth w/ Intent	LIFE ATTEMPTS	6				2		2					1	1					5.0
750.91	Homicide - Attempted Murder	LIFE ATTEMPTS	3												2			1		20.4
			1																1	
			1													1				18.0

NOTE: Be sure to check for related offense codes when examining a particular type of crime. They may or may not be in sequential order or even on the same page.

C2 2023 Total Prisoner Population by Minimum Term Distribution for Women – All Offenses

Page 10 of 10

GRAND TOTALS			TOTAL*	.5	1	1.5	2	2.5	3	3.5	4	4.5	5	10	15	20	25	>25	LIFE	AVG	
VIOLATIONS			1,699	2	37	142	220	63	113	40	74	48	80	277	138	116	90	68	191	8.4	
ATTEMPTS			1,673	1	33	133	212	62	111	39	74	48	80	277	138	116	90	68	191	8.6	
ATTEMPTS			26	1	4	9	8	1	2	1											1.6
Compiled Laws	Offense	Max. Penalty																			
752.1084	Organized Retail Crime	5 ATTEMPTS	5				1		3					1							6.7
752.7973D	Computers - Use to Commit Crime Max 4 yrs - <10 yrs	7 ATTEMPTS	1				1														1.7
752.7973F	Computers - Use to Commit Crime Max 20 yrs or More	20 ATTEMPTS	2											2							8.5
800.2811	Prisons - Furnish Contraband to Prisoner in Prison	5 ATTEMPTS	1		1																1.0
801.2631	Jails - Furnish Contraband to Prisoner	5 ATTEMPTS	1			1															1.5
801.2632	Jails - Prisoner Possessing Contraband	5 ATTEMPTS	1	1																	0.5

C - 68

NOTES: Be sure to check for related offense codes when examining a particular type of crime. They may or may not be in sequential order or even on the same page.
 Largest minimum term is reported for prisoners with multiple offenses.
 When minimum terms exceed maximum penalties, that may be due to anomalies in criminal justice practices, habitualized offenses, database errors, etc.
 Each minimum term category is rounded up from the preceding category (for example, the ten-year category includes all minimums longer than five years up to exactly ten years).
 Minimum term averages are based on raw data (with life sentences excluded from the calculations).
 HYTA cases are included in the data.

Source: Offender Management Network Information (OMNI)

INSTITUTION	< 20	20-24	25-29	30-34	35-39	40-44	45-49	50-54	55-59	60-64	65-69	70-74	75-79	80+	MED AGE	AVG AGE	COUNT
Alger Corr. Fac. (LMF)	2 0.3%	62 8.0%	166 21.5%	176 22.8%	135 17.5%	89 11.5%	43 5.6%	35 4.5%	32 4.1%	15 1.9%	14 1.8%	2 0.3%	2 0.3%		34	36	773
Baraga Max. Corr. Fac. (AMF)		41 6.1%	150 22.4%	183 27.4%	94 14.1%	65 9.7%	48 7.2%	36 5.4%	25 3.7%	16 2.4%	4 0.6%	5 0.7%	2 0.3%		33	36	669
Bellamy Creek Corr. Fac. (IBC)	12 0.7%	161 9.9%	288 17.7%	354 21.8%	261 16.1%	199 12.2%	113 7.0%	96 5.9%	60 3.7%	43 2.6%	23 1.4%	11 0.7%	3 0.2%	1 0.1%	34	37	1,625
Brooks, Earnest C. Corr. Fac. (LRF)	7 0.6%	89 7.3%	170 13.9%	239 19.6%	179 14.7%	168 13.8%	107 8.8%	89 7.3%	82 6.7%	41 3.4%	26 2.1%	10 0.8%	9 0.7%	3 0.2%	37	40	1,219
Carson City Corr. Fac. (DRF)	6 0.3%	123 5.6%	219 9.9%	335 15.1%	306 13.8%	293 13.2%	205 9.3%	217 9.8%	188 8.5%	158 7.1%	99 4.5%	43 1.9%	15 0.7%	8 0.4%	42	43	2,215
Central Michigan Corr. Fac. (STF)	4 0.2%	105 4.2%	257 10.3%	378 15.1%	366 14.6%	387 15.4%	303 12.1%	253 10.1%	199 7.9%	122 4.9%	83 3.3%	29 1.2%	17 0.7%	2 0.1%	41	43	2,505
Chippewa Corr. Fac. (URF)	6 0.4%	119 7.0%	254 15.0%	327 19.3%	279 16.5%	214 12.6%	160 9.4%	127 7.5%	89 5.3%	65 3.8%	32 1.9%	18 1.1%	2 0.1%	2 0.1%	37	39	1,694
Cooper Street Corr. Fac. (JCS)	3 0.2%	65 4.7%	125 9.0%	226 16.3%	204 14.7%	186 13.4%	170 12.3%	119 8.6%	126 9.1%	82 5.9%	42 3.0%	23 1.7%	12 0.9%	3 0.2%	41	43	1,386
Cotton, G. Robert Corr. Fac. (JCF)	4 0.4%	44 3.9%	108 9.5%	143 12.6%	142 12.5%	156 13.7%	132 11.6%	102 9.0%	129 11.4%	64 5.6%	48 4.2%	41 3.6%	15 1.3%	7 0.6%	44	45	1,135
Egeler, C.E. Reception & Guidance (RGC)	36 2.7%	107 7.9%	169 12.5%	241 17.8%	192 14.2%	177 13.1%	119 8.8%	88 6.5%	75 5.5%	54 4.0%	39 2.9%	24 1.8%	17 1.3%	16 1.2%	38	40	1,354
Handlon, Richard A. Corr. Fac. (MTU)	2 0.2%	43 3.6%	93 7.7%	170 14.1%	191 15.8%	189 15.6%	141 11.7%	133 11.0%	96 7.9%	74 6.1%	46 3.8%	23 1.9%	5 0.4%	3 0.2%	42	44	1,209
Harrison, Gus Corr. Fac. (ARF)	4 0.4%	50 4.8%	103 9.8%	191 18.2%	156 14.9%	146 13.9%	113 10.8%	100 9.6%	86 8.2%	58 5.5%	25 2.4%	8 0.8%	5 0.5%	2 0.2%	40	42	1,047
Ionia Max Corr. Fac. (ICF)	4 0.6%	51 7.7%	90 13.7%	138 20.9%	85 12.9%	73 11.1%	61 9.3%	59 9.0%	35 5.3%	25 3.8%	21 3.2%	15 2.3%	1 0.2%	1 0.2%	37	40	659
Kinross Corr. Fac. (KCF)	2 0.2%	32 2.5%	101 8.0%	163 12.8%	174 13.7%	183 14.4%	169 13.3%	162 12.8%	130 10.2%	78 6.1%	49 3.9%	20 1.6%	5 0.4%	2 0.2%	44	45	1,270
Lakeland Corr. Fac. (LCF)	2 0.1%	31 2.1%	69 4.7%	126 8.7%	131 9.0%	141 9.7%	158 10.9%	187 12.9%	160 11.0%	160 11.0%	133 9.1%	81 5.6%	52 3.6%	24 1.6%	51	51	1,455
Macomb Corr. Fac. (MRF)	6 0.5%	68 5.4%	118 9.4%	214 17.0%	177 14.1%	180 14.3%	147 11.7%	116 9.2%	94 7.5%	66 5.2%	41 3.3%	21 1.7%	7 0.6%	3 0.2%	41	42	1,258
Marquette Branch Prison (MBP)	1 0.1%	47 6.1%	110 14.2%	180 23.3%	133 17.2%	114 14.7%	71 9.2%	52 6.7%	37 4.8%	17 2.2%	7 0.9%	3 0.4%	1 0.1%		37	38	773
Muskegon Corr. Fac. (MCF)	1 0.1%	26 2.0%	93 7.2%	158 12.2%	164 12.6%	180 13.8%	168 12.9%	158 12.2%	149 11.5%	115 8.8%	55 4.2%	25 1.9%	8 0.6%		45	46	1,300
Newberry Corr. Fac. (NCF)	3 0.3%	48 4.5%	100 9.3%	187 17.4%	193 17.9%	135 12.5%	138 12.8%	107 9.9%	81 7.5%	49 4.6%	22 2.0%	8 0.7%	4 0.4%	1 0.1%	40	42	1,076
Oaks Corr. Fac. (ECF)	1 0.1%	50 4.8%	170 16.5%	186 18.0%	166 16.1%	126 12.2%	93 9.0%	100 9.7%	52 5.0%	44 4.3%	23 2.2%	12 1.2%	6 0.6%	2 0.2%	37	40	1,031
Parnall Corr. Fac. (SMT)	3 0.2%	68 4.2%	141 8.6%	227 13.9%	231 14.1%	292 17.8%	191 11.7%	170 10.4%	123 7.5%	119 7.3%	40 2.4%	19 1.2%	10 0.6%	3 0.2%	42	43	1,637
Saginaw Corr. Fac. (SRF)	14 1.0%	116 8.0%	196 13.5%	240 16.5%	187 12.9%	149 10.3%	115 7.9%	109 7.5%	108 7.4%	79 5.4%	71 4.9%	44 3.0%	19 1.3%	4 0.3%	39	42	1,451
Special Alt. Incar. Fac. - Female (ZLW)		1 8.3%	1 8.3%	4 33.3%	3 25.0%	3 25.0%									34	35	12

C3

2023 Age Breakdown of Prisoner Population by Location

Page 2 of 2

INSTITUTION	< 20	20-24	25-29	30-34	35-39	40-44	45-49	50-54	55-59	60-64	65-69	70-74	75-79	80+	MED AGE	AVG AGE	COUNT
Special Alt. Incar. Fac. - Male (ZLI)	1 1.6%	8 12.7%	14 22.2%	14 22.2%	7 11.1%	10 15.9%	6 9.5%		2 3.2%	1 1.6%					33	34	63
St. Louis Corr. Fac. (SLF)	8 0.7%	140 12.8%	289 26.3%	253 23.0%	134 12.2%	92 8.4%	48 4.4%	41 3.7%	45 4.1%	31 2.8%	10 0.9%	3 0.3%	4 0.4%		31	35	1,098
Thumb Corr. Fac. (TCF)	34 3.4%	79 7.9%	67 6.7%	82 8.2%	84 8.4%	108 10.8%	97 9.7%	114 11.4%	85 8.5%	84 8.4%	73 7.3%	40 4.0%	37 3.7%	13 1.3%	46	47	997
Women's Huron Valley Corr. Fac. (WHV)	3 0.2%	96 5.7%	199 11.8%	317 18.8%	286 16.9%	255 15.1%	172 10.2%	133 7.9%	98 5.8%	66 3.9%	35 2.1%	17 1.0%	8 0.5%	3 0.2%	38	40	1,688
Woodland Center Corr. Fac. (WCC)		13 3.5%	24 6.4%	49 13.0%	60 16.0%	55 14.6%	48 12.8%	36 9.6%	31 8.2%	25 6.6%	18 4.8%	9 2.4%	5 1.3%	3 0.8%	43	45	376
Total	169 0.5%	1,883 5.7%	3,884 11.8%	5,501 16.7%	4,720 14.3%	4,365 13.2%	3,336 10.1%	2,939 8.9%	2,417 7.3%	1,751 5.3%	1,079 3.3%	554 1.7%	271 0.8%	106 0.3%	39	41	32,986*

* Total includes 11 cases with insufficient information.

Source: Offender Management Network Information (OMNI)

C3a

2023 Age Breakdown of White Prisoner Population by Location

Page 1 of 2

C - 71

INSTITUTION	< 20	20-24	25-29	30-34	35-39	40-44	45-49	50-54	55-59	60-64	65-69	70-74	75-79	80+	MED AGE	AVG AGE	COUNT
Alger Corr. Fac. (LMF)		14 5.9%	42 17.6%	46 19.2%	41 17.2%	38 15.9%	13 5.4%	12 5.0%	17 7.1%	7 2.9%	6 2.5%	2 0.8%	1 0.4%		37	39	239
Baraga Max. Corr. Fac. (AMF)		9 5.6%	29 17.9%	31 19.1%	25 15.4%	21 13.0%	19 11.7%	11 6.8%	9 5.6%	3 1.9%	1 0.6%	3 1.9%	1 0.6%		37	39	162
Bellamy Creek Corr. Fac. (IBC)		40 5.6%	90 12.7%	151 21.3%	120 16.9%	114 16.1%	61 8.6%	52 7.3%	30 4.2%	22 3.1%	17 2.4%	8 1.1%	2 0.3%	1 0.1%	37	40	708
Brooks, Earnest C. Corr. Fac. (LRF)	1 0.2%	37 6.9%	61 11.4%	89 16.6%	91 17.0%	93 17.4%	45 8.4%	37 6.9%	37 6.9%	21 3.9%	14 2.6%	4 0.7%	3 0.6%	2 0.4%	39	41	535
Carson City Corr. Fac. (DRF)		44 4.0%	77 7.0%	143 13.0%	178 16.2%	169 15.3%	109 9.9%	105 9.5%	92 8.4%	82 7.4%	60 5.4%	25 2.3%	12 1.1%	5 0.5%	43	45	1,101
Central Michigan Corr. Fac. (STF)		49 3.8%	112 8.8%	170 13.3%	200 15.6%	204 15.9%	160 12.5%	145 11.3%	105 8.2%	63 4.9%	40 3.1%	19 1.5%	11 0.9%	2 0.2%	42	43	1,280
Chippewa Corr. Fac. (URF)	1 0.1%	36 5.3%	86 12.6%	113 16.5%	127 18.6%	101 14.8%	74 10.8%	54 7.9%	35 5.1%	31 4.5%	14 2.0%	10 1.5%	1 0.1%	1 0.1%	39	40	684
Cooper Street Corr. Fac. (JCS)	2 0.3%	21 3.1%	54 8.1%	90 13.4%	115 17.2%	100 14.9%	84 12.5%	48 7.2%	64 9.6%	48 7.2%	22 3.3%	11 1.6%	8 1.2%	3 0.4%	42	44	670
Cotton, G. Robert Corr. Fac. (JCF)	1 0.2%	19 3.6%	49 9.4%	56 10.7%	74 14.2%	82 15.7%	60 11.5%	44 8.4%	53 10.2%	28 5.4%	20 3.8%	20 3.8%	11 2.1%	4 0.8%	43	45	521
Egeler, C.E. Reception & Guidance (RGC)	7 1.1%	27 4.2%	65 10.2%	94 14.8%	107 16.8%	96 15.1%	65 10.2%	47 7.4%	46 7.2%	31 4.9%	24 3.8%	12 1.9%	6 0.9%	9 1.4%	41	43	636
Handlon, Richard A. Corr. Fac. (MTU)		19 3.2%	40 6.7%	81 13.5%	111 18.5%	99 16.5%	70 11.7%	61 10.2%	45 7.5%	44 7.3%	21 3.5%	6 1.0%	1 0.2%	2 0.3%	42	44	600
Harrison, Gus Corr. Fac. (ARF)	2 0.4%	17 3.8%	32 7.2%	76 17.0%	66 14.8%	69 15.4%	49 11.0%	53 11.9%	38 8.5%	25 5.6%	11 2.5%	4 0.9%	3 0.7%	2 0.4%	42	43	447
Ionia Max Corr. Fac. (ICF)		21 7.7%	34 12.4%	47 17.2%	47 17.2%	29 10.6%	30 10.9%	26 9.5%	12 4.4%	13 4.7%	9 3.3%	6 2.2%			38	41	274
Kinross Corr. Fac. (KCF)		9 2.3%	29 7.3%	38 9.6%	66 16.7%	63 15.9%	43 10.9%	59 14.9%	41 10.4%	23 5.8%	15 3.8%	8 2.0%	2 0.5%		44	45	396
Lakeland Corr. Fac. (LCF)	1 0.2%	10 1.9%	22 4.2%	26 5.0%	54 10.4%	55 10.6%	55 10.6%	60 11.5%	48 9.2%	62 11.9%	51 9.8%	35 6.7%	25 4.8%	17 3.3%	53	53	521
Macomb Corr. Fac. (MRF)	1 0.2%	18 4.0%	41 9.0%	68 15.0%	77 17.0%	79 17.4%	54 11.9%	36 7.9%	28 6.2%	25 5.5%	16 3.5%	7 1.5%	3 0.7%	1 0.2%	40	42	454
Marquette Branch Prison (MBP)		21 5.0%	35 8.3%	83 19.7%	76 18.1%	84 20.0%	47 11.2%	37 8.8%	21 5.0%	11 2.6%	5 1.2%	1 0.2%			39	40	421
Muskegon Corr. Fac. (MCF)		13 2.9%	17 3.8%	43 9.5%	54 11.9%	69 15.2%	68 15.0%	55 12.1%	59 13.0%	47 10.4%	20 4.4%	6 1.3%	2 0.4%		46	47	453
Newberry Corr. Fac. (NCF)	1 0.2%	17 3.9%	32 7.3%	56 12.8%	74 17.0%	67 15.4%	56 12.8%	48 11.0%	40 9.2%	23 5.3%	10 2.3%	8 1.8%	3 0.7%	1 0.2%	43	44	436
Oaks Corr. Fac. (ECF)		15 3.4%	62 14.2%	70 16.0%	74 16.9%	60 13.7%	36 8.2%	54 12.3%	28 6.4%	20 4.6%	7 1.6%	6 1.4%	4 0.9%	2 0.5%	39	42	438
Parnall Corr. Fac. (SMT)	2 0.2%	39 3.8%	84 8.3%	142 14.0%	154 15.2%	180 17.8%	113 11.2%	102 10.1%	77 7.6%	70 6.9%	25 2.5%	14 1.4%	8 0.8%	3 0.3%	42	43	1,013
Saginaw Corr. Fac. (SRF)	4 0.6%	28 4.5%	57 9.1%	85 13.6%	86 13.8%	72 11.6%	61 9.8%	56 9.0%	56 9.0%	41 6.6%	36 5.8%	25 4.0%	15 2.4%	1 0.2%	42	45	623
Special Alt. Incar. Fac. - Female (ZLW)		1 11.1%	1 11.1%	2 22.2%	2 22.2%	3 33.3%									35	35	9

C3a

2023 Age Breakdown of White Prisoner Population by Location

Page 2 of 2

INSTITUTION	< 20	20-24	25-29	30-34	35-39	40-44	45-49	50-54	55-59	60-64	65-69	70-74	75-79	80+	MED AGE	AVG AGE	COUNT
Special Alt. Incar. Fac. - Male (ZLI)		4 8.9%	9 20.0%	11 24.4%	5 11.1%	8 17.8%	6 13.3%		1 2.2%	1 2.2%					33	36	45
St. Louis Corr. Fac. (SLF)	1 0.3%	35 10.9%	51 15.9%	64 20.0%	46 14.4%	42 13.1%	22 6.9%	16 5.0%	22 6.9%	14 4.4%	3 0.9%	2 0.6%	2 0.6%		36	38	320
Thumb Corr. Fac. (TCF)	10 2.5%	21 5.3%	18 4.5%	22 5.5%	41 10.3%	44 11.0%	37 9.3%	41 10.3%	45 11.3%	39 9.8%	33 8.3%	20 5.0%	20 5.0%	9 2.3%	51	50	400
Women's Huron Valley Corr. Fac. (WHV)	2 0.2%	38 3.8%	87 8.6%	176 17.4%	195 19.3%	175 17.3%	115 11.4%	85 8.4%	56 5.5%	41 4.1%	20 2.0%	14 1.4%	5 0.5%	3 0.3%	40	41	1,012
Woodland Center Corr. Fac. (WCC)		3 2.0%	5 3.3%	14 9.3%	33 22.0%	26 17.3%	21 14.0%	13 8.7%	13 8.7%	10 6.7%	6 4.0%	2 1.3%	3 2.0%	1 0.7%	43	46	150
Total	36 0.2%	625 4.3%	1,321 9.1%	2,087 14.3%	2,339 16.1%	2,242 15.4%	1,573 10.8%	1,357 9.3%	1,118 7.7%	845 5.8%	506 3.5%	278 1.9%	152 1.0%	69 0.5%	41	43	14,548

Source: Offender Management Network Information (OMNI)



2023 Age Breakdown of Non-White Prisoner Population by Location

Page 1 of 2

C - 73

INSTITUTION	< 20	20-24	25-29	30-34	35-39	40-44	45-49	50-54	55-59	60-64	65-69	70-74	75-79	80+	MED AGE	AVG AGE	COUNT
Alger Corr. Fac. (LMF)	2 0.4%	48 9.0%	124 23.2%	130 24.3%	94 17.6%	51 9.6%	30 5.6%	23 4.3%	15 2.8%	8 1.5%	8 1.5%		1 0.2%		33	35	534
Baraga Max. Corr. Fac. (AMF)		32 6.3%	121 23.9%	152 30.0%	69 13.6%	44 8.7%	29 5.7%	25 4.9%	16 3.2%	13 2.6%	3 0.6%	2 0.4%	1 0.2%		33	36	507
Bellamy Creek Corr. Fac. (IBC)	12 1.3%	121 13.2%	198 21.6%	203 22.1%	141 15.4%	85 9.3%	52 5.7%	44 4.8%	30 3.3%	21 2.3%	6 0.7%	3 0.3%	1 0.1%		33	35	917
Brooks, Earnest C. Corr. Fac. (LRF)	6 0.9%	52 7.6%	109 15.9%	150 21.9%	88 12.9%	75 11.0%	62 9.1%	52 7.6%	45 6.6%	20 2.9%	12 1.8%	6 0.9%	6 0.9%	1 0.1%	36	39	684
Carson City Corr. Fac. (DRF)	6 0.5%	79 7.1%	142 12.7%	192 17.2%	128 11.5%	124 11.1%	96 8.6%	112 10.1%	96 8.6%	76 6.8%	39 3.5%	18 1.6%	3 0.3%	3 0.3%	40	42	1,114
Central Michigan Corr. Fac. (STF)	4 0.3%	56 4.6%	145 11.8%	208 17.0%	166 13.6%	183 14.9%	143 11.7%	108 8.8%	94 7.7%	59 4.8%	43 3.5%	10 0.8%	6 0.5%		40	42	1,225
Chippewa Corr. Fac. (URF)	5 0.5%	83 8.2%	168 16.6%	214 21.2%	152 15.0%	113 11.2%	86 8.5%	73 7.2%	54 5.3%	34 3.4%	18 1.8%	8 0.8%	1 0.1%	1 0.1%	36	38	1,010
Cooper Street Corr. Fac. (JCS)	1 0.1%	44 6.1%	71 9.9%	136 19.0%	89 12.4%	86 12.0%	86 12.0%	71 9.9%	62 8.7%	34 4.7%	20 2.8%	12 1.7%	4 0.6%		41	42	716
Cotton, G. Robert Corr. Fac. (JCF)	3 0.5%	25 4.1%	59 9.6%	87 14.2%	68 11.1%	74 12.1%	72 11.7%	58 9.4%	76 12.4%	36 5.9%	28 4.6%	21 3.4%	4 0.7%	3 0.5%	44	45	614
Egeler, C.E. Reception & Guidance (RGC)	29 4.0%	80 11.1%	104 14.5%	147 20.5%	85 11.8%	81 11.3%	54 7.5%	41 5.7%	29 4.0%	23 3.2%	15 2.1%	12 1.7%	11 1.5%	7 1.0%	34	38	718
Handlon, Richard A. Corr. Fac. (MTU)	2 0.3%	24 3.9%	53 8.7%	89 14.6%	80 13.1%	90 14.8%	71 11.7%	72 11.8%	51 8.4%	30 4.9%	25 4.1%	17 2.8%	4 0.7%	1 0.2%	43	44	609
Harrison, Gus Corr. Fac. (ARF)	2 0.3%	33 5.5%	71 11.8%	115 19.2%	90 15.0%	77 12.8%	64 10.7%	47 7.8%	48 8.0%	33 5.5%	14 2.3%	4 0.7%	2 0.3%		39	41	600
Ionia Max Corr. Fac. (ICF)	4 1.0%	30 7.8%	56 14.5%	91 23.6%	38 9.9%	44 11.4%	31 8.1%	33 8.6%	23 6.0%	12 3.1%	12 3.1%	9 2.3%	1 0.3%	1 0.3%	36	40	385
Kinross Corr. Fac. (KCF)	2 0.2%	23 2.6%	72 8.2%	125 14.3%	108 12.4%	120 13.7%	126 14.4%	103 11.8%	89 10.2%	55 6.3%	34 3.9%	12 1.4%	3 0.3%	2 0.2%	44	44	874
Lakeland Corr. Fac. (LCF)	1 0.1%	21 2.2%	47 5.0%	100 10.7%	77 8.2%	86 9.2%	103 11.0%	127 13.6%	112 12.0%	98 10.5%	82 8.8%	46 4.9%	27 2.9%	7 0.7%	51	50	934
Macomb Corr. Fac. (MRF)	5 0.6%	50 6.2%	77 9.6%	146 18.2%	100 12.4%	101 12.6%	93 11.6%	80 10.0%	66 8.2%	41 5.1%	25 3.1%	14 1.7%	4 0.5%	2 0.2%	41	42	804
Marquette Branch Prison (MBP)	1 0.3%	26 7.4%	75 21.3%	97 27.6%	57 16.2%	30 8.5%	24 6.8%	15 4.3%	16 4.5%	6 1.7%	2 0.6%	2 0.6%	1 0.3%		33	36	352
Muskegon Corr. Fac. (MCF)	1 0.1%	13 1.5%	76 9.0%	115 13.6%	110 13.0%	111 13.1%	100 11.8%	103 12.2%	90 10.6%	68 8.0%	35 4.1%	19 2.2%	6 0.7%		44	45	847
Newberry Corr. Fac. (NCF)	2 0.3%	31 4.8%	68 10.6%	131 20.5%	119 18.6%	68 10.6%	82 12.8%	59 9.2%	41 6.4%	26 4.1%	12 1.9%		1 0.2%		38	40	640
Oaks Corr. Fac. (ECF)	1 0.2%	35 5.9%	108 18.2%	116 19.6%	92 15.5%	66 11.1%	57 9.6%	46 7.8%	24 4.0%	24 4.0%	16 2.7%	6 1.0%	2 0.3%		36	39	593
Parnall Corr. Fac. (SMT)	1 0.2%	29 4.6%	57 9.1%	85 13.6%	77 12.3%	112 17.9%	78 12.5%	68 10.9%	46 7.4%	49 7.9%	15 2.4%	5 0.8%	2 0.3%		42	43	624
Saginaw Corr. Fac. (SRF)	10 1.2%	88 10.6%	139 16.8%	155 18.7%	101 12.2%	77 9.3%	54 6.5%	53 6.4%	52 6.3%	38 4.6%	35 4.2%	19 2.3%	4 0.5%	3 0.4%	36	39	828
Special Alt. Incar. Fac. - Female (ZLW)				2 66.7%	1 33.3%										32	34	3

C3b

2023 Age Breakdown of Non-White Prisoner Population by Location

Page 2 of 2

INSTITUTION	< 20	20-24	25-29	30-34	35-39	40-44	45-49	50-54	55-59	60-64	65-69	70-74	75-79	80+	MED AGE	AVG AGE	COUNT
Special Alt. Incar. Fac. - Male (ZLI)	1 5.6%	4 22.2%	5 27.8%	3 16.7%	2 11.1%	2 11.1%			1 5.6%						28	30	18
St. Louis Corr. Fac. (SLF)	7 0.9%	105 13.5%	238 30.6%	189 24.3%	88 11.3%	50 6.4%	26 3.3%	25 3.2%	23 3.0%	17 2.2%	7 0.9%	1 0.1%	2 0.3%		31	33	778
Thumb Corr. Fac. (TCF)	24 4.0%	58 9.7%	49 8.2%	60 10.1%	43 7.2%	64 10.7%	60 10.1%	73 12.2%	40 6.7%	45 7.5%	40 6.7%	20 3.4%	17 2.8%	4 0.7%	45	45	597
Women's Huron Valley Corr. Fac. (WHV)	1 0.1%	58 8.6%	112 16.6%	141 20.9%	91 13.5%	80 11.8%	57 8.4%	48 7.1%	42 6.2%	25 3.7%	15 2.2%	3 0.4%	3 0.4%		36	39	676
Woodland Center Corr. Fac. (WCC)		10 4.4%	19 8.4%	35 15.5%	27 11.9%	29 12.8%	27 11.9%	23 10.2%	18 8.0%	15 6.6%	12 5.3%	7 3.1%	2 0.9%	2 0.9%	42	45	226
Total	133 0.7%	1,258 6.8%	2,563 13.9%	3,414 18.5%	2,381 12.9%	2,123 11.5%	1,763 9.6%	1,582 8.6%	1,299 7.0%	906 4.9%	573 3.1%	276 1.5%	119 0.6%	37 0.2%	38	40	18,427

Source: Offender Management Network Information (OMNI)

C4

2023 Prisoner Movement Summary Institutions Only

INTAKE

New Court Commitment.....	4,125
Probation Violator (Technical or New Sentence).....	1,271
Parole Violator New Sentence	599
Escaper New Sentence.....	0
TOTAL.....	5,995

EXITS

Movement to Parole.....	5,798
Release to Court on Writ	1,863
Return to Parole Status After Temporary Prison Return	0
Discharge from Sentence	430
Temporarily Housed at a County Jail	7
Death.....	121
Release to Mental Health Hospital or Criminal Justice Agency	3
Escape	0
TOTAL.....	8,222

RETURNS

Return from Court <i>without</i> Additional Sentence Imposed	768
Technical Parole Violator Return	870
Return from Court <i>with</i> Additional Sentence Imposed.....	1,020
Return from County Jail	0
Temporary Prison Return While on Parole Status.....	177
Return from Mental Health Hospital or Criminal Justice Agency.....	0
Return from Escape of MDOC Custody	4
TOTAL.....	2,839

2023 Institution Population Change **612**
(INTAKE - EXIT + RETURN = POPULATION CHANGE)

NOTES: Includes institution and SAI-Prison movements.
Only movements affecting the total population count are shown (e.g., excludes movements between institutions and temporary movements to/from hospitals).

Source: Offender Management Network Information (OMNI)

C5

Prisoner Escapes from Secure DOC Custody¹ Calendar Years 2016 - 2023

Location	2016	2017	2018	2019	2020	2021	2022	2023
CFA	1	0	0	0	0	0	0	0
SAI - Prison	0	1	0	0	0	0	0	0
TOTALS	1	1	0	0	0	0	0	0

¹ Includes any and all escapes from MDOC institutions, MDOC custody (i.e. while under MDOC control, such as while in transit or hospitalized) and Special Alternative Incarceration (prisoners only).

NOTE: Felony probation and parole absconds from SAI Probation and Residential Reentry supervision are now excluded from this table, and data for prior years has been adjusted in this report.

Source: Offender Management Network Information (OMNI)

Parole Board



This section summarizes 2023 data on offender movement to parole, and Parole Board activity and decisions. It also examines the parole outcomes of offenders who paroled in 2005-2020.

Table-Chart D shows the total number of prisoner movements to parole each year from 2009 through 2023.

Table D1 compares 2023 Parole Board activity and decisions to that of the previous twenty years. **Table D1a** provides more detail regarding the 2023 activity of the Parole Board.

Table D3 in this report was the product of work to re-engineer the tracking of offender outcomes following parole. The new effort began with tracking outcomes for a standardized two years (shorter only in the event of return to prison as a failure). This has since been extended to a standardized follow-up period of three years to meet legislative reporting requirements – thus eliminating the D2 Table. The table shows outcomes for several annual parole release cohorts to enable comparisons over time.

Table D3 represents a change from what was reported on this subject in annual MDOC Statistical Reports prior to 2005; so further explanation is warranted. The genesis of Prisoner Reentry – discussed in Section G – required a re-engineering of the old parole outcomes analysis methodology. The past table format was based on very old computer programming that tracked outcomes only until the parole terms expired. So, there were no controls on time at risk of failure in the tables because parole terms ranged from as short as a couple of months for parole-to-max cases to as long as four years for paroled lifers, while the most common parole terms are 18 to 24 months. Outcomes subsequent to the expiration of the parole terms were not reflected in the data.

The old production analysis that was generated

by the data system for parole outcomes also provided only statewide results and could not be analyzed in greater depth than was present in the report tables. As Prisoner Reentry began to be planned and implemented, it quickly became apparent that a more robust method of outcome tracking would be needed. A bridge to the past would also be needed to enable new annual parole cohorts to be compared to older release years using a consistent methodology.

Calendar year 1998 was established as the baseline parole release year of the analysis for comparison with the outcomes of future annual parole cohorts. Calendar 1998 was selected as the baseline year because it was the most recent year that would provide a full four years of potential follow-up for an entire cohort year before the follow-up periods would reach into calendar year 2003 when the Prisoner Reentry initiative began.

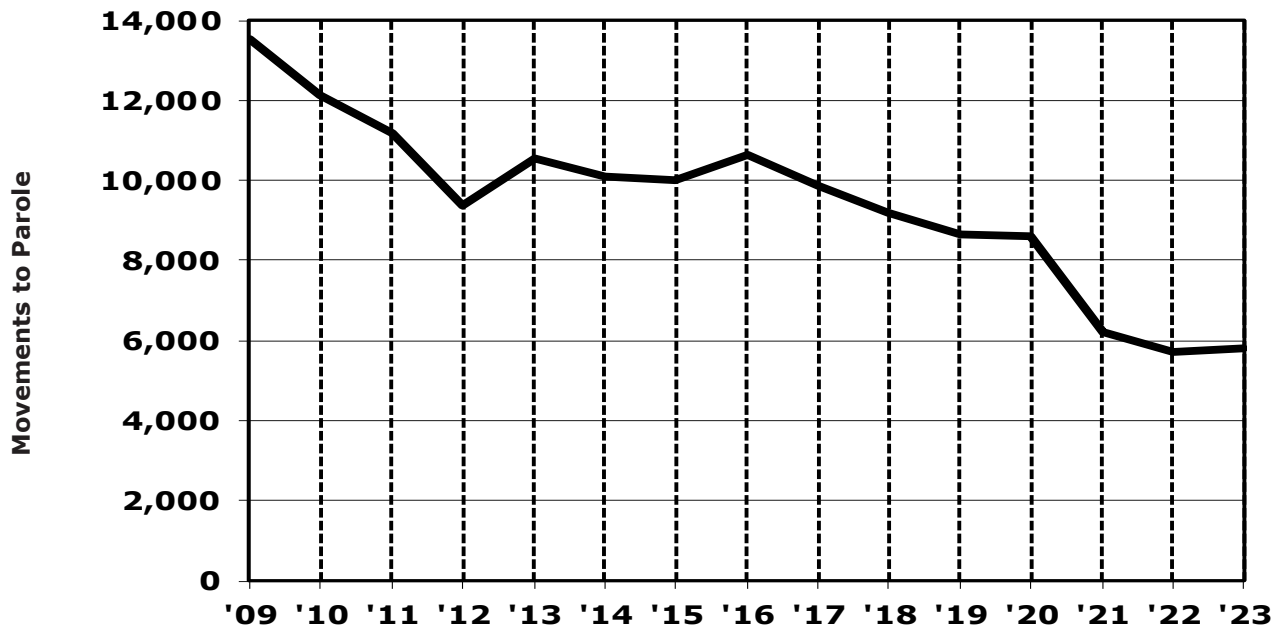
As can be seen from the **D3 Table**, the current primary definition of failure continues to be return to prison as either a parole violator technical return or with a new sentence (although the latter can now occur after the parole term expired).

D

Annual Movements to Parole

Calendar Years 2009 - 2023

Year	Movement to Parole	Numerical Change	Percent Change
2009	13,541	1,985	17.2
2010	12,139	(1,402)	(10.4)
2011	11,162	(977)	(8.0)
2012	9,361	(1,801)	(16.1)
2013	10,540	1,179	12.6
2014	10,117	(423)	(4.0)
2015	10,025	(92)	(0.9)
2016	10,626	601	6.0
2017	9,894	(732)	(6.9)
2018	9,194	(700)	(7.1)
2019	8,635	(559)	(6.1)
2020	8,631	(4)	(0.0)
2021	6,198	(2,433)	(28.2)
2022	5,714	(484)	(7.8)
2023	5,798	84	1.5



Source: Offender Management Network Information (OMNI)

D1 Parole Board Activity

Calendar Years 2003 - 2023

Year	Interviews	Paroles Without Interview	Total Paroles Ordered	Parole Denials	Parole Violation Continuances	Actual Movement to Parole
2003	22,280	1,539	12,902	11,892	1,436	11,752
2004	22,131	1,412	12,391	11,669	1,891	11,344
2005	21,038	1,180	12,104	10,023	1,864	10,284
2006	22,784	858	11,807	10,983	1,913	10,240
2007	24,896	941	12,930	11,690	1,444	12,429
2008	22,244	596	13,373	9,645	1,155	11,556
2009	26,514	571	16,695	10,044	1,224	13,541
2010	22,064	455	12,178	9,620	1,425	12,139
2011	16,541	468	11,265	5,907	1,434	11,162
2012	16,016	484	10,299	5,545	1,413	9,361
2013	15,850	367	10,835	5,188	1,301	10,540
2014	15,059	391	10,146	5,440	1,304	10,117
2015	15,201	110	10,664	5,021	1,135	10,025
2016	14,275	210	10,521	4,187	1,016	10,626
2017	14,136	493	10,537	4,056	1,021	9,894
2018	20,589	452	9,082	3,614	867	9,194
2019	21,864	537	9,050	3,435	929	8,635
2020	19,818	882	8,633	3,636	676	8,631
2021	16,378	456	5,567	2,939	677	6,198
2022	17,040	341	6,129	3,024	646	5,714
2023	15,716	304	6,132	2,813	668	5,798

Source: Offender Management System (OMS)

D1a 2023 Parole Board Actions

Total Actions – 15,716

Code/Title	Number
PAROLES AND REINSTATEMENTS	
60 Reinstatement on Parole	127
61 Regular Parole	2,380
62 Parole in Custody	269
64 Special Parole	0
67 Reparoled on Same Term	99
68 Contract Special Parole	0
69 SAI Parole*	293
70 Prisoner Reentry	2,660
76 Paroled Without Interview	304
Total	6,132
SERVICE CONTINUED	
19 Technical Violation Sustained	668
20 Further Demonstration	0
29 Risk to Community	2,813
Total	3,481

Code/Title	Number
DISPOSITION DEFERRED	
42 Current Psychiatric Report	2,663
46 Further Discussion	661
47 Mentally Ill Offender Reentry Plan	671
48 Satisfactory Placement	52
Total	4,047
LIFERS AND LONG INDETERMINATE	
91 Long Indeterminate Interview	0
92 Lifer Law Interview	120
93 Murder First Interview	467
97 Foster-Bey Class Action Lawsuit	0
Total	587
OTHER ACTION	
18 Board Referred to List	141
30 Contract Terminated	0
33 Judge Denied Special	9
35 Board Denied Special	0
38 Rescinded Parole	816
39 Suspended Parole	284
41 Insufficient Information	0
52 Complete Program	0
81 Spec. Consideration Interview	219
Total	1,469

*SAI paroles are not subject to Parole Board review.
 Source: Offender Management System (OMS)

D3 Three-Year Follow-Up Outcomes of Offenders Who Paroled in 2005 to 2020 by Year

Flat Three-Year Follow-Up Regardless of Parole Status

YEAR	TOTAL CASES ¹	SUCCESS	FAILURE				BY PERCENT TO TOTAL				
		Total	Total	Technical Violators ²	New Sentence ³	Return To Prison ⁴	Total Success	Total Failure	Technical Violators	New Sentence	Return To Prison
2005	9,801	5,460	4,341	1,918	2,066	3,984	55.7	44.3	19.6	21.1	40.6
2006	9,694	5,846	3,848	1,476	2,062	3,538	60.3	39.7	15.2	21.3	36.5
2007	11,805	7,548	4,257	1,601	2,321	3,922	63.9	36.1	13.6	19.7	33.2
2008	11,044	7,314	3,730	1,507	1,975	3,482	66.2	33.8	13.6	17.9	31.5
2009	12,829	8,694	4,135	1,919	2,005	3,924	67.8	32.2	15.0	15.6	30.6
2010	11,552	8,042	3,510	1,788	1,558	3,346	69.6	30.4	15.5	13.5	29.0
2011	10,642	7,259	3,383	1,616	1,608	3,224	68.2	31.8	15.2	15.1	30.3
2012	8,960	6,023	2,937	1,429	1,347	2,776	67.2	32.8	15.9	15.0	31.0
2013	10,110	6,970	3,140	1,521	1,487	3,008	68.9	31.1	15.0	14.7	29.8
2014	9,664	6,815	2,849	1,333	1,378	2,711	70.5	29.5	13.8	14.3	28.1
2015	9,613	6,815	2,798	1,451	1,347	2,798	70.9	29.1	15.1	14.0	29.1
2016	9,922	7,271	2,651	1,345	1,306	2,651	73.3	26.7	13.6	13.2	26.7
2017	9,204	6,758	2,446	1,233	1,213	2,446	73.4	26.6	13.4	13.2	26.6
2018	8,528	6,514	2,014	1,111	903	2,014	76.4	23.6	13.0	10.6	23.6
2019	7,927	6,179	1,748	959	789	1,748	77.9	22.1	12.1	10.0	22.1
2020	7,939	6,135	1,804	838	966	1,804	77.3	22.7	10.6	12.2	22.7

¹Follow-up includes three years from parole for prisoners paroled to Michigan counties.

²If a prisoner returned as a Technical Violator but also received a New Sentence within three years of parole without reparing, the case is counted only in the New Sentence column.

³Includes all new sentence commitments to prison within three years of release including cases discharged from parole.

⁴Return to Prison only includes cases that were returned on upheld Technical Violations or for a New Sentence within three years of release.

Probation and Parole Supervision



This section contains data and information regarding the supervision programs for probationers and parolees within the Department's Field Operations Administration (FOA).

FOA is responsible for the supervision of all adult felons on probation and parole. Selected parolees and probationers are also supervised on electronic monitoring.

Field operations are administered through 10 Regional offices (see the map on page E-2).

Table E1 shows the number of parolees returned to prison for technical violations and new sentences, broken down by gender and year. This table also shows the number of parole revocation hearings held each year.

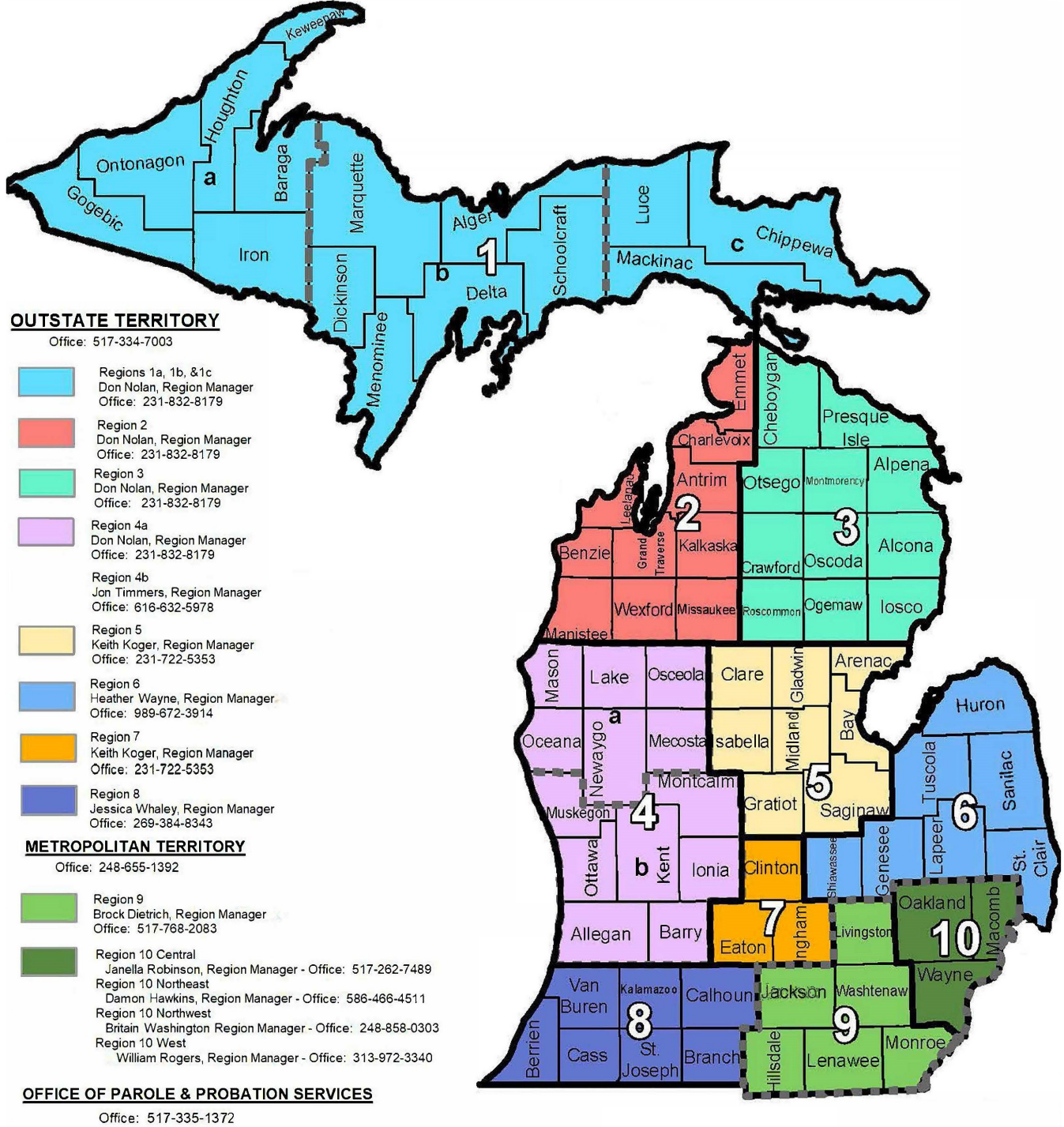
Chart E2a presents a breakdown of Field Operations *personnel* by employee function and by job classification. **Chart E2b** displays a breakdown of Field Operations funds by appropriation.

Chart E3a shows the distribution of investigations conducted, by type, and **Chart E3b** shows a breakdown of the average number of offenders supervised, by type.

Chart E4 displays the number of pre-sentence investigations conducted each year for the last ten years.

Chart E5 shows the average number of parolees, and **Chart E6** the average number of probationers under supervision for the last ten years.

Michigan Department of Corrections Field Operations Administration Territories and Regions *As of December 31, 2023*



Source: Field Operations Administration

E1 Violations of Parole Supervision 2014 - 2023

TECHNICAL VIOLATOR RETURNS
(Includes Returns from Out-of-State)

Year	Male	Female	Total
2014	1,600	82	1,682
2015	1,755	99	1,854
2016	1,845	111	1,956
2017	1,620	72	1,692
2018	1,542	54	1,596
2019	1,499	47	1,546
2020	1,073	36	1,109
2021	1,214	30	1,244
2022	825	20	845
2023	843	27	870

NEW SENTENCE RETURNS

Year	Male	Female	Total
2014	1,208	58	1,266
2015	1,088	71	1,159
2016	1,039	66	1,105
2017	973	57	1,030
2018	935	53	988
2019	831	34	865
2020	493	15	508
2021	701	32	733
2022	673	47	720
2023	578	21	599

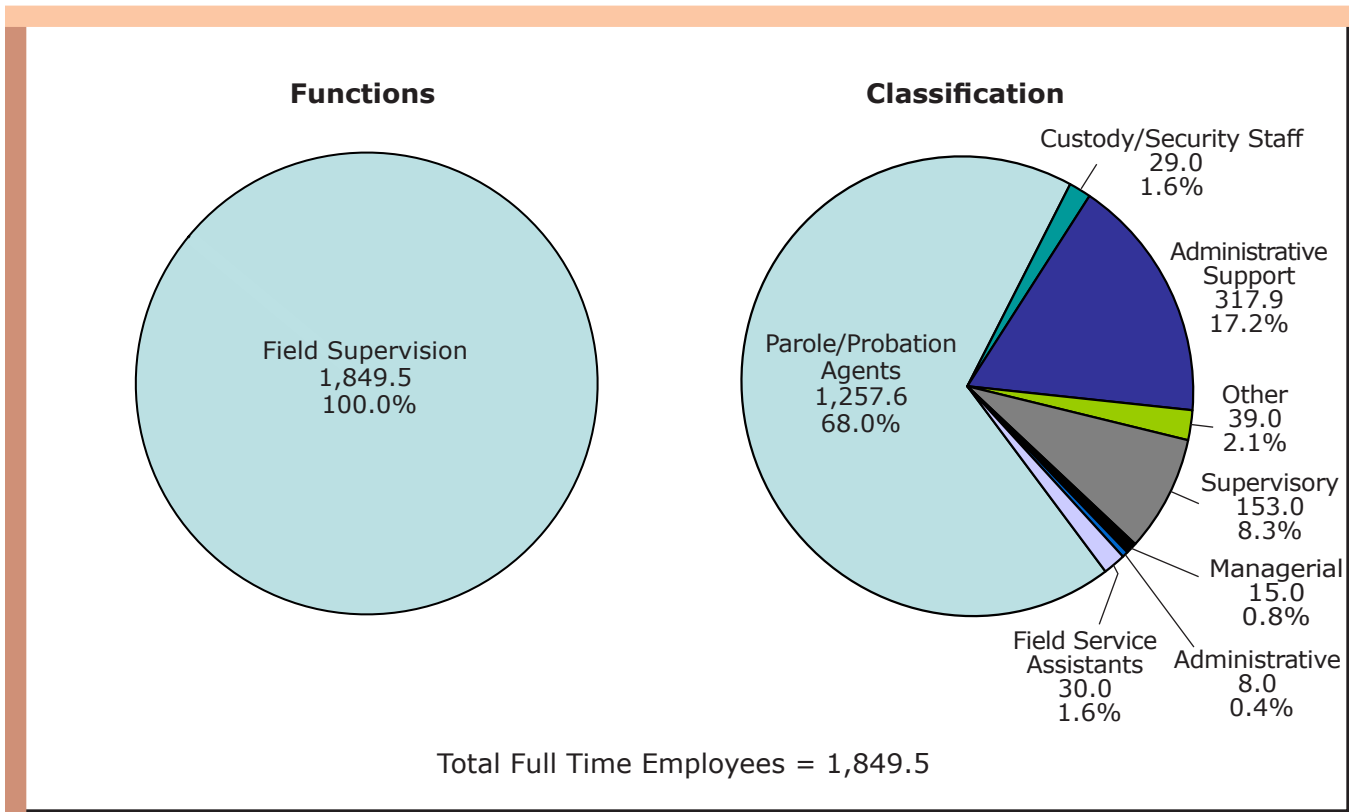
PAROLE REVOCATION HEARINGS

Year	Total
2014	1,146
2015	1,642
2016	1,512
2017	1,533
2018	1,306
2019	1,536
2020	1,238
2021	912
2022	1,090
2023	891

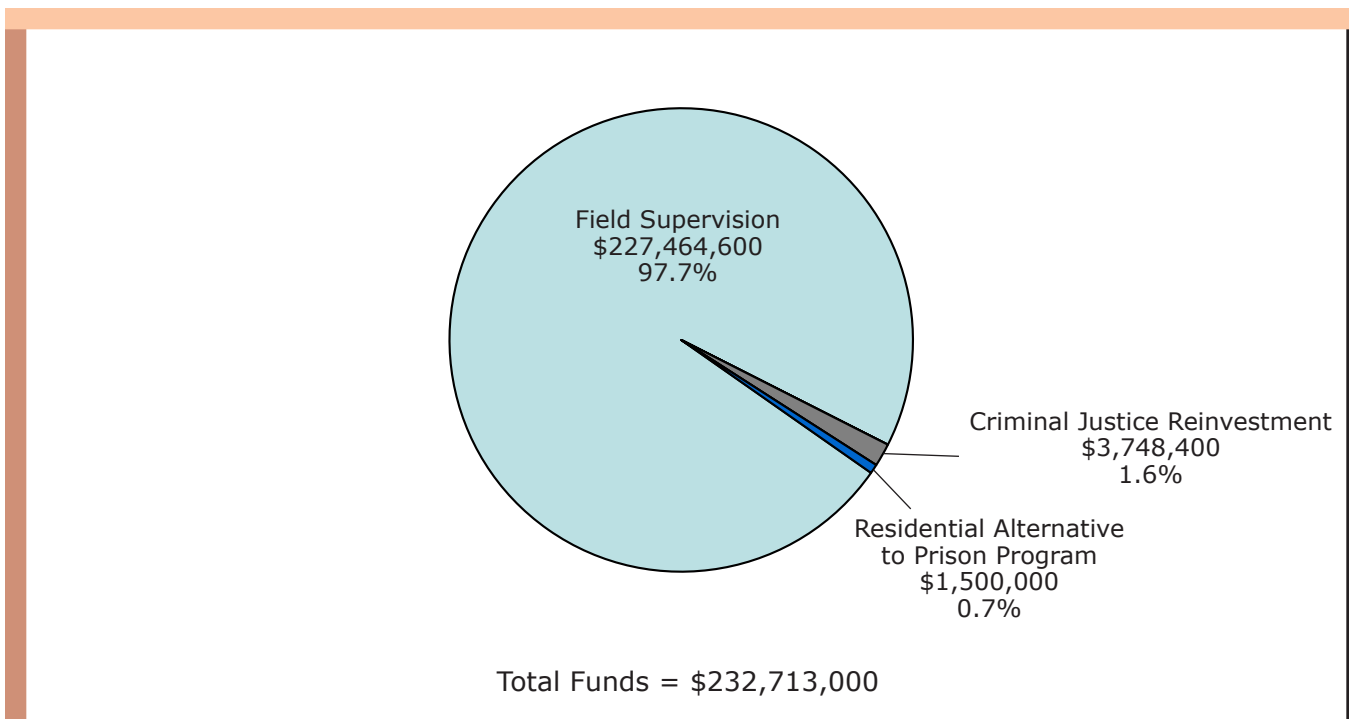
E - 3

Sources: Offender Management Network Information (OMNI) and Field Operations Administration

E2a FY 2023 Field Operations Personnel Distributions



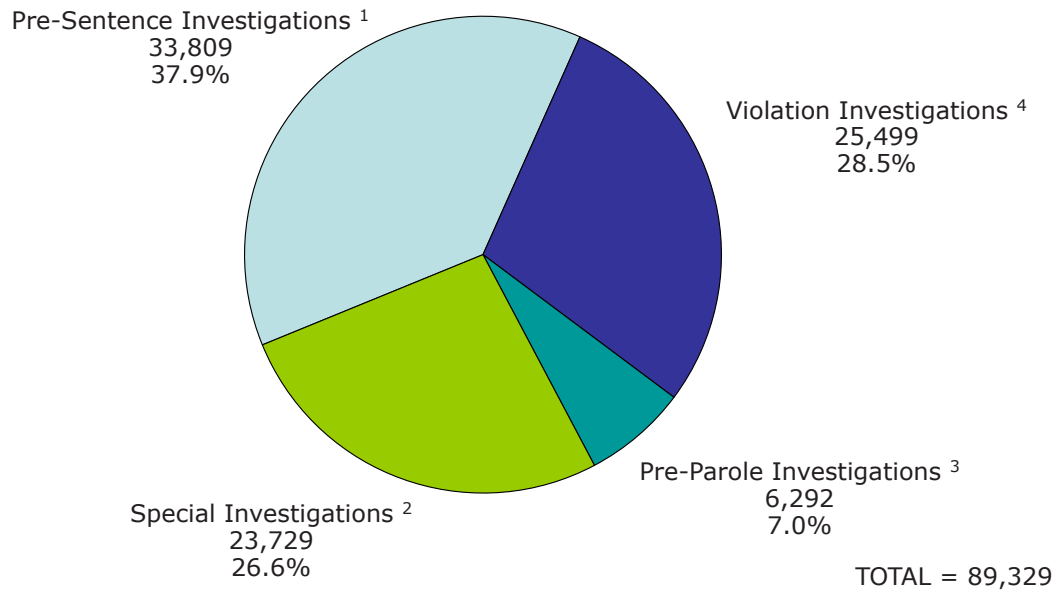
E2b FY 2023 Field Operations Funds Distribution



Source: Field Operations Administration

E3a 2023 Field Operations Work Distribution

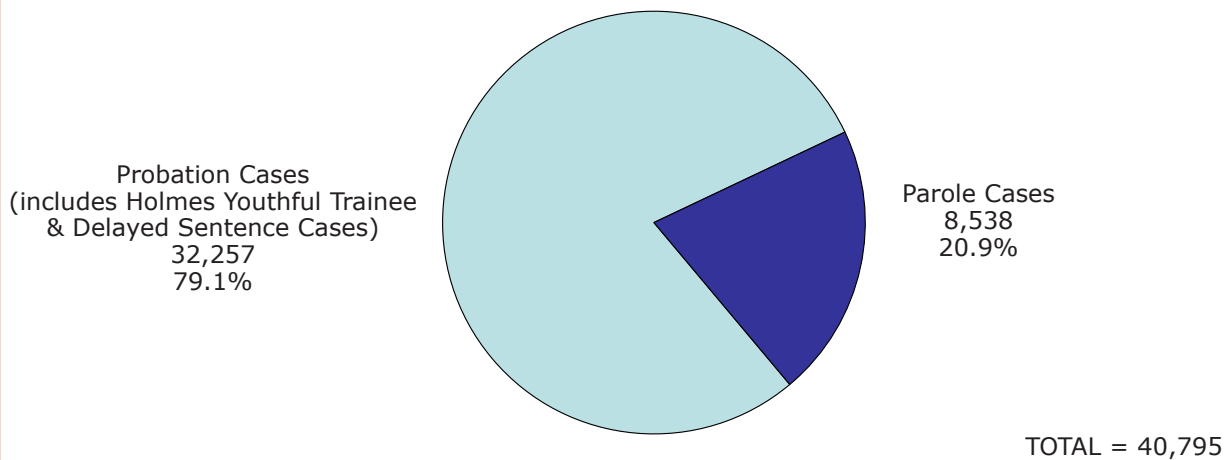
Investigations



- ¹ Pre-Sentence Investigations: In-depth analysis of the individual and circumstances of the offense.
 - ² Special Investigations: Assignments completed at the request of the Governor, other states, the parole board, or the court.
 - ³ Pre-Parole Investigations: Prior to inmate release, living arrangements and job placement are investigated.
 - ⁴ Violations Investigations: Reports prepared following a parole or probation violation.
- Note: Starting with 2023, the number of Special Investigations reflects the actual count. In prior years, this figure represented the workload points (i.e. the count multiplied by two).**

E3b 2023 Field Operations Work Distribution

Supervision: Average Number of Offenders Supervised

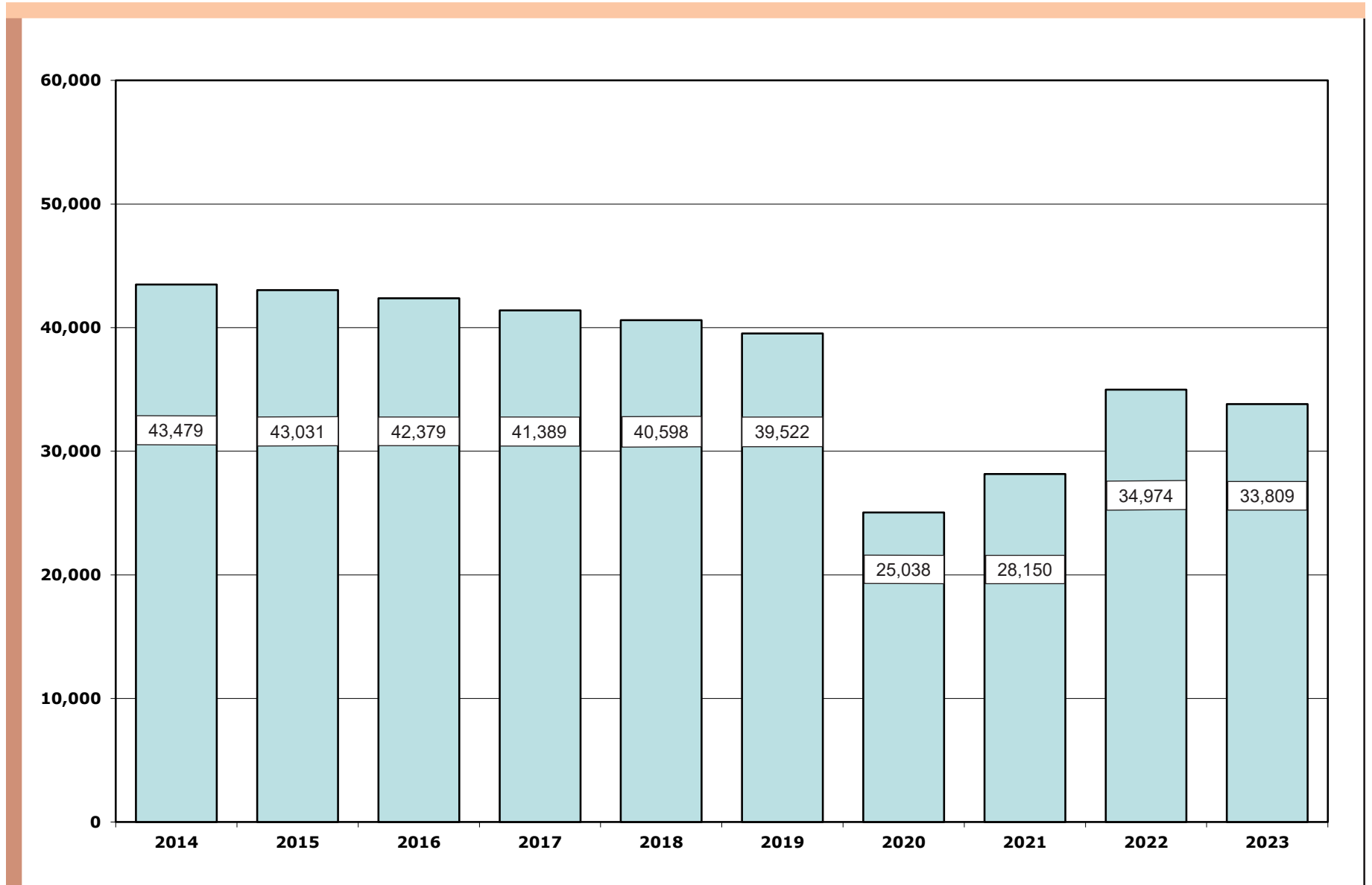


Supervision is the process in which parole or probation agents work with offenders who are under the jurisdiction of the Department of Corrections (parole) or the jurisdiction of the Courts (probation, Holmes Youthful Trainee, and delayed sentences). The case numbers in the chart represent the average number of cases under supervision during the year.

Source: Field Operations Administration

E4 Number of Pre-Sentence Investigations 2014 - 2023

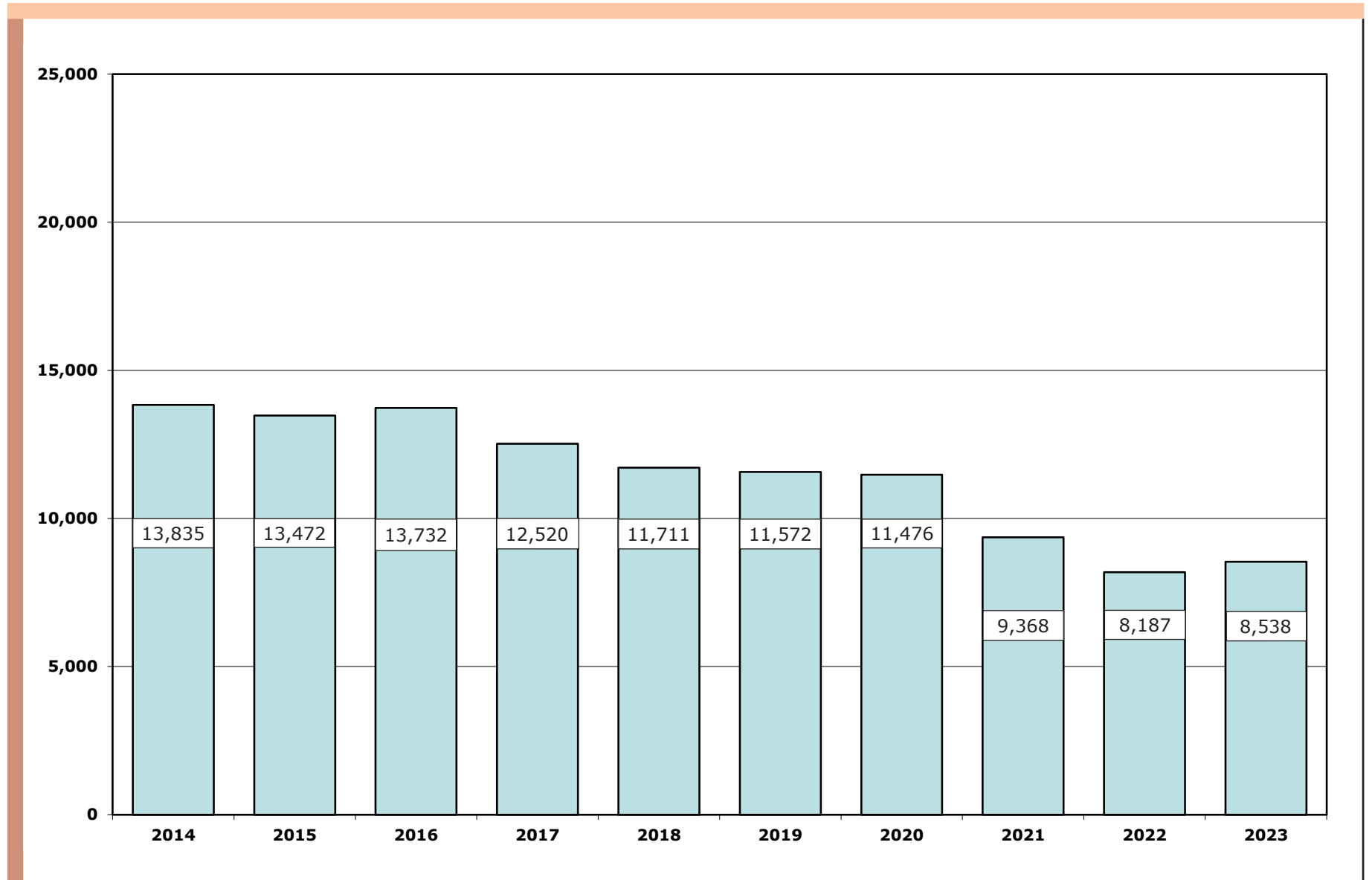
E - 6



Source: Field Operations Administration

E5 Average Number of Parolees Supervised 2014 - 2023

E - 7

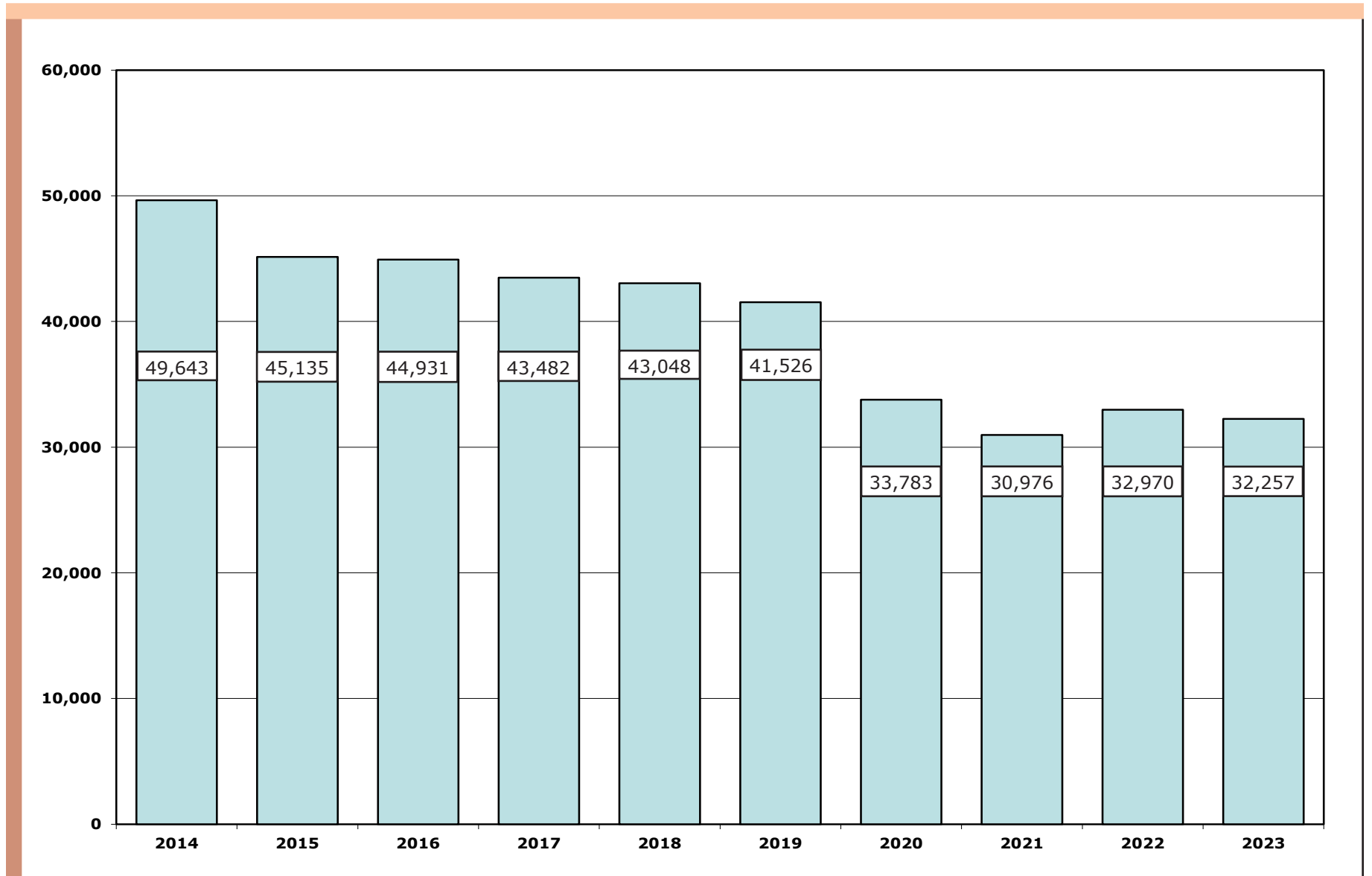


Source: Field Operations Administration

E6 Average Number of Probationers Supervised 2014 - 2023

Includes Holmes Youthful Trainees and Delayed Sentences

E - 8



Source: Field Operations Administration



**THIS PAGE
INTENTIONALLY
LEFT BLANK**

Community Reentry Program and Electronic Monitoring



The Community Reentry Program impacts prison admissions by intervening and diverting eligible parole violators who would otherwise be returned to prison. The following program falls under the Community Reentry Program:

- The Intensive Detention Reentry Program (IDRP) which provides parole agents the opportunity to detain parolees with compliance problems before they become more serious parole violators. The IDRP currently operates at the Eaton County Jail IDRP.

Electronic Monitoring allows for the monitoring and enforcement of curfews and other conditions of community supervision. Electronic Monitoring includes Curfew Monitoring, Global Position System (GPS) monitoring, Secure Continuous Remote Alcohol Monitoring (SCRAM) and Remote Breath:

- Curfew monitoring is an electronic monitoring program that allows the MDOC to verify the offender's compliance with a court or Parole Board ordered curfew. Curfew monitoring may be imposed as an initial condition of sentencing or release, or as a sanction for violation behavior. Curfew monitoring consists of three broad offender types: probationers, parolees, and contractual. Probationers and parolees are no longer divided by whether or not they participated in the Special Alternative Incarceration (SAI) program. The Electronic Monitoring Center also contracts to provide monitoring services for Community Electronic Monitoring (CEM) and for the Regional Detention Services System (RDSS).
- GPS monitoring allows for the tracking of offender movement in order to determine compliance with supervision plans. The Department only uses active GPS monitoring, which constantly monitors offender movements and provides agents with dynamic alerts of boundary violations. Offenders monitored on GPS consist of parolees, probationers and specified sex offenders sentenced to lifetime GPS monitoring upon completion of a term of incarceration and subsequent parole.

- SCRAM provides 24/7 alcohol testing for probationers, parolees and CEM.
- Remote Breath is a handheld, portable breath alcohol device which includes automated facial recognition technology. It was not used by the Department prior to September 2015. The Remote Breath population includes parolees, probationers and CEM.

Table H1 shows the number of new Community Reentry Program participants by month and program site. This section is currently not available.

Table H2 shows the number of Community Reentry Program terminations by month and program site. This section is currently not available.

Table H3 shows the end of month populations by program site for the Community Reentry Program. This section is currently not available.

Table H4 breaks down the new curfew monitoring participants monthly by offender type. **Table H4a** breaks down the new GPS monitoring participants monthly by offender type. **Tables H4b** summarizes the new participant totals monthly by monitoring technology.

Table H5 outlines monthly curfew monitoring terminations by offender type. **Table H5a** outlines monthly GPS monitoring terminations by offender type. **Table H5b** summarizes the termination totals monthly by monitoring technology.

Table H6 lists end of month curfew monitoring populations by offender type. **Table H6a** lists end of month GPS monitoring populations by offender type. **Table H6b** summarizes the end of month totals monthly by monitoring technology.

The former **Table H7**, *Monthly GPS Electronic Tether Program Activity*, was last published in the 2014 Statistical Report. The information formerly included in this table can be now found in greater detail in **Table H6a**.

H1 **New Community Reentry Program Participants Monthly
by Program Site**
Calendar Years 2022 and 2023

**UNDER
REVIEW**

**H2 Community Reentry Program Terminations Monthly
by Program Site**
Calendar Years 2022 and 2023

**UNDER
REVIEW**

**H3 End of Month Community Reentry Program Populations
by Program Site**
Calendar Years 2022 and 2023

**UNDER
REVIEW**

H4 New Curfew Monitoring Participants Monthly by Offender Type

Calendar Years 2022 and 2023

The table below breaks down the new Curfew Monitoring participants by month and offender type. This table is comparable to the 2014 H4 Table.

The Electronic Monitoring Center is staffed 24/7 year round. Monitored probationers and parolees are assigned to and supervised by field agents throughout the State, but all monitoring of the equipment, alert processing and notification, and inventory control is managed through the Monitoring Center. The Center handles all Law Enforcement Information

Network (LEIN) notification activity in the Department, due to their alert processing and notification responsibilities. The Center also contracts to provide monitoring services for Community Electronic Monitoring (CEM) and for the Regional Detention Services System (RDSS).

Month	Parole*		Probation*		CEM		RDSS		Total	
	2022	2023	2022	2023	2022	2023	2022	2023	2022	2023
Jan	131	84	109	181	98	16	100	21	438	302
Feb	104	109	136	144	23	9	23	27	286	289
Mar	120	110	162	176	29	14	25	26	336	326
Apr	104	98	148	150	14	13	26	16	292	277
May	104	117	172	152	20	16	37	35	333	320
Jun	109	100	187	173	34	15	38	21	368	309
Jul	94	74	137	154	24	26	29	21	284	275
Aug	125	94	183	184	24	15	35	27	367	320
Sep	104	79	183	149	19	12	28	18	334	258
Oct	105	79	183	165	20	23	22	30	330	297
Nov	124	85	178	144	22	12	31	20	355	261
Dec	98	92	142	143	21	13	27	25	288	273
Total	1,322	1,121	1,920	1,915	348	184	421	287	4,011	3,507
Avg	110.2	93.4	160.0	159.6	29.0	15.3	35.1	23.9	334.3	292.3

* Parole SAI and Probation SAI statistics were included in the traditional Parole and Probation statistics.

Sources: Field Operations Administration

H4a New GPS Monitoring Participants Monthly by Offender Type

Calendar Years 2022 and 2023

The table below summarizes the new GPS participants by month and offender type.

The use of GPS monitoring allows for the tracking of offender movement in order to determine compliance with supervision plans. The Department only uses active GPS monitoring which constantly monitors offender movements and provides agents with dynamic alerts of boundary violations. Offenders on GPS consist of parolees, probationers and specified

sex offenders sentenced to lifetime GPS upon completion of a term of incarceration and subsequent parole.

Month	Parole		Probation		Lifetime		Total	
	2022	2023	2022	2023	2022	2023	2022	2023
Jan	140	181	0	1	20	11	160	193
Feb	125	125	1	0	16	5	142	130
Mar	164	162	1	1	17	15	182	178
Apr	138	140	0	2	16	10	154	152
May	155	159	0	1	23	11	178	171
Jun	152	152	1	2	19	15	172	169
Jul	125	149	0	0	23	16	148	165
Aug	122	174	1	0	19	7	142	181
Sep	143	144	1	0	19	10	163	154
Oct	116	151	0	0	16	18	132	169
Nov	152	154	0	0	15	11	167	165
Dec	141	137	1	1	12	13	154	151
Total	1,673	1,828	6	8	215	142	1,894	1,978
Avg	139.4	152.3	1.0	1.3	17.9	11.8	157.8	164.8

Sources: Field Operations Administration

H4b New Participant Totals Monthly by Monitoring Technology

Calendar Years 2022 and 2023

The table below summarizes the monthly new participant totals by monitoring technology.

SCRAM provides 24/7 alcohol testing for probationers, parolees and CEM.

Remote Breath is a handheld, portable breath alcohol device which includes automated facial recognition technology. The Remote Breath population includes parolees, probationers and CEM.

Month	Curfew		GPS		SCRAM		Remote Breath	
	2022	2023	2022	2023	2022	2023	2022	2023
Jan	438	302	160	193	188	192	12	11
Feb	286	289	142	130	161	158	11	4
Mar	336	326	182	178	217	191	13	10
Apr	292	277	154	152	177	189	15	9
May	333	320	178	171	178	194	9	12
Jun	368	309	172	169	206	203	14	9
Jul	284	275	148	165	171	186	5	10
Aug	367	320	142	181	215	194	12	6
Sep	334	258	163	154	205	157	10	10
Oct	330	297	132	169	178	199	4	13
Nov	355	261	167	165	179	191	6	8
Dec	288	273	154	151	186	152	10	5
Total	4,011	3,507	1,894	1,978	2,261	2,206	121	107
Avg	334.3	292.3	157.8	164.8	188.4	183.8	10.1	8.9

Sources: Field Operations Administration

H5 Monthly Curfew Monitoring Terminations by Offender Type

Calendar Years 2022 and 2023

The table below shows the monthly curfew monitoring terminations by offender type. This table is comparable to the 2014 H5 Table.

The following are typical reasons for unsuccessful terminations on electronic monitoring:

- Substance abuse violation
- Curfew violation
- Tampering with tether device

- Abscond violation
- New felony
- Administrative termination, which occur when the offender is unable to continue for reasons beyond their control, such as, loss of home placement, hospitalized, or commitment to a treatment program.

Month	Parole*		Probation*		CEM		RDSS		Total	
	2022	2023	2022	2023	2022	2023	2022	2023	2022	2023
Jan	149	105	174	168	28	18	27	22	378	313
Feb	137	82	135	151	20	13	22	19	314	265
Mar	128	103	163	150	32	15	25	27	348	295
Apr	101	108	129	162	32	20	26	35	288	325
May	137	112	163	181	16	17	25	27	341	337
Jun	113	113	159	176	23	13	32	36	327	338
Jul	118	86	137	162	26	18	41	23	322	289
Aug	114	109	185	177	20	20	38	22	357	328
Sep	114	75	167	144	23	16	23	18	327	253
Oct	113	92	163	160	18	19	22	22	316	293
Nov	118	95	143	164	14	15	29	17	304	291
Dec	114	93	189	137	31	12	29	21	363	263
Total	1,456	1,173	1,907	1,932	283	196	339	289	3,985	3,590
Avg	121.3	97.8	158.9	161.0	23.6	16.3	28.3	24.1	332.1	299.2

* Parole SAI and Probation SAI statistics were included in the traditional Parole and Probation statistics.

Sources: Field Operations Administration

H5a Monthly GPS Monitoring Terminations by Offender Type

Calendar Years 2022 and 2023

The table below summarizes the monthly GPS terminations by offender type.

The following are typical reasons for unsuccessful terminations on electronic monitoring:

- Substance abuse violation
- Curfew violation
- Tampering with tether device
- Abscond violation
- New felony
- Administrative termination, which occur when the offender is unable to continue for reasons beyond their control, such as, loss of home placement, hospitalized, or commitment to a treatment program.

Month	Parole		Probation		Lifetime		Total	
	2022	2023	2022	2023	2022	2023	2022	2023
Jan	177	167	0	1	3	2	180	170
Feb	153	152	0	0	6	8	159	160
Mar	154	150	1	1	11	9	166	160
Apr	148	138	0	2	4	16	152	156
May	183	174	0	1	10	4	193	179
Jun	179	159	1	2	4	3	184	164
Jul	168	130	0	0	4	9	172	139
Aug	154	156	3	0	8	4	165	160
Sep	160	148	0	0	4	16	164	164
Oct	138	156	0	0	2	11	140	167
Nov	143	155	0	0	3	2	146	157
Dec	153	147	0	1	2	7	155	155
Total	1,910	1,832	5	8	61	91	1,976	1,931
Avg	159.2	152.7	1.7	1.3	5.1	7.6	164.7	160.9

Sources: Field Operations Administration

H5b Monthly Termination Totals by Monitoring Technology

Calendar Years 2022 and 2023

The table below summarizes the monthly terminations by monitoring technology.

The following are typical reasons for unsuccessful terminations on electronic monitoring:

- Substance abuse violation
- Curfew violation
- Tampering with tether device

- Abscond violation
- New felony
- Administrative termination, which occur when the offender is unable to continue for reasons beyond their control, such as, loss of home placement, hospitalized, or commitment to a treatment program.

Month	Curfew		GPS		SCRAM		Remote Breath	
	2022	2023	2022	2023	2022	2023	2022	2023
Jan	378	313	180	170	210	213	8	17
Feb	314	265	159	160	180	151	19	6
Mar	348	295	166	160	210	189	8	9
Apr	288	325	152	156	204	181	12	5
May	341	337	193	179	201	183	15	9
Jun	327	338	184	164	184	185	6	7
Jul	322	289	172	139	178	205	10	10
Aug	357	328	165	160	210	183	17	8
Sep	327	253	164	164	193	182	11	3
Oct	316	293	140	167	200	202	9	17
Nov	304	291	146	157	180	171	8	18
Dec	363	263	155	155	188	162	5	8
Total	3,985	3,590	1,976	1,931	2,338	2,207	128	117
Avg	332.1	299.2	164.7	160.9	194.8	183.9	10.7	9.8

Sources: Field Operations Administration

H6 End of Month Curfew Monitoring Populations by Offender Type Calendar Years 2022 and 2023

The monthly new Curfew Monitoring participants (Table H4) and monthly Curfew Monitoring terminations (Table H5) resulted in the end of month Curfew Monitoring populations shown in the table below. This table is comparable to the 2014 H6 Table.

The Electronic Monitoring Center is staffed 24/7 year round. Monitored probationers and parolees are assigned to and supervised by field agents throughout the State, but all monitoring of the equipment, alert processing and notification, and inventory control is managed through the

Monitoring Center. The Center handles all Law Enforcement Information Network (LEIN) notification activity in the Department, due to their alert processing and notification responsibilities. The Center also contracts to provide monitoring services for Community Electronic Monitoring (CEM) and for the Regional Detention Services System (RDSS).

Month	Parole*		Probation*		CEM		RDSS		Total	
	2022	2023	2022	2023	2022	2023	2022	2023	2022	2023
Jan	510	419	474	567	70	59	63	73	1,117	1,118
Feb	488	449	427	561	69	57	60	79	1,044	1,146
Mar	478	451	471	589	67	54	61	82	1,077	1,176
Apr	478	428	485	577	52	50	63	62	1,078	1,117
May	449	437	496	549	59	50	74	71	1,078	1,107
Jun	449	408	521	544	69	48	85	55	1,124	1,055
Jul	416	408	527	541	64	58	70	52	1,077	1,059
Aug	433	401	526	539	68	51	66	57	1,093	1,048
Sep	427	404	540	550	64	48	68	58	1,099	1,060
Oct	417	396	564	548	66	52	71	65	1,118	1,061
Nov	437	371	582	533	73	50	71	68	1,163	1,022
Dec	424	383	563	542	64	51	77	75	1,128	1,051
Avg	450.5	412.9	514.7	553.3	65.4	52.3	69.1	66.4	1,099.7	1,085.0

* Parole SAI and Probation SAI statistics were included in the traditional Parole and Probation statistics.

Sources: Field Operations Administration

H6a End of Month GPS Monitoring Populations by Offender Type

Calendar Years 2022 and 2023

The following table is an updated version of the former Table H7. The monthly new GPS Monitoring participants (Table H4a) and monthly GPS Monitoring terminations (Table H5a) resulted in the end of month GPS Monitoring populations shown in the table below.

The use of GPS monitoring allows for the tracking of offender movement in order to determine compliance with supervision plans. The Department only uses active GPS monitoring which constantly monitors

offender movements and provides agents with dynamic alerts of boundary violations. Offenders on GPS consist of parolees, probationers and specified sex offenders sentenced to lifetime GPS upon completion of a term of incarceration and subsequent parole.

Month	Parole		Probation		Lifetime		Total	
	2022	2023	2022	2023	2022	2023	2022	2023
Jan	1,424	1,209	5	3	728	872	2,157	2,084
Feb	1,391	1,175	6	6	738	869	2,135	2,050
Mar	1,399	1,191	7	6	742	879	2,148	2,076
Apr	1,398	1,194	8	4	754	874	2,160	2,072
May	1,378	1,184	10	4	766	879	2,154	2,067
Jun	1,344	1,170	10	3	782	897	2,136	2,070
Jul	1,299	1,193	8	3	799	907	2,106	2,103
Aug	1,264	1,121	6	3	811	907	2,081	2,031
Sep	1,228	1,215	6	3	825	900	2,059	2,118
Oct	1,206	1,206	6	4	841	910	2,053	2,120
Nov	1,218	1,215	6	4	856	922	2,080	2,141
Dec	1,220	1,207	5	3	863	929	2,088	2,139
Avg	1,314.1	1,190.0	6.9	3.8	792.1	895.4	2,113.1	2,089.3

Sources: Field Operations Administration

H6b End of Month Population Totals by Monitoring Technology

Calendar Years 2022 and 2023

The monthly new participant totals (Table H4b) and monthly terminations totals (Table H5b) resulted in the end of month population totals shown in the table below.

SCRAM provides 24/7 alcohol testing for probationers, parolees and CEM.

Remote Breath is a handheld, portable breath alcohol device which includes automated facial recognition technology. The Remote Breath population includes parolees, probationers and CEM.

Month	Curfew		GPS		SCRAM		Remote Breath	
	2022	2023	2022	2023	2022	2023	2022	2023
Jan	1,117	1,118	2,157	2,084	755	682	45	29
Feb	1,044	1,146	2,135	2,050	743	692	37	24
Mar	1,077	1,176	2,148	2,076	745	693	41	27
Apr	1,078	1,117	2,160	2,072	721	704	45	31
May	1,078	1,107	2,154	2,067	698	711	38	34
Jun	1,124	1,055	2,136	2,070	717	729	46	37
Jul	1,077	1,059	2,106	2,103	715	716	42	36
Aug	1,093	1,048	2,081	2,031	717	721	37	38
Sep	1,099	1,060	2,059	2,118	733	700	36	40
Oct	1,118	1,061	2,053	2,120	708	695	31	39
Nov	1,163	1,022	2,080	2,141	712	712	31	27
Dec	1,128	1,051	2,088	2,139	704	710	33	24
Avg	1,099.7	1,085.0	2,113.1	2,089.3	722.3	705.4	38.5	32.2

Sources: Field Operations Administration

Office of Community Corrections



This section provides data on the Office of Community Corrections (OCC).

OCC works with local units of government and criminal justice professionals to implement Michigan’s Community Corrections Act, P.A. 511 of 1988. The purpose of the Act is to increase the range and utilization of community sanctions and services for pre-trial and felony offenders in order to reduce admissions to prison. The OCC implements program policies, guidelines and standards, and provides technical assistance to local units of government to develop and implement locally-developed comprehensive corrections plans. These plans outline criminal justice problems and how policies and practices and P.A. 511 funds will address them.

Local governments voluntarily participate in the implementation of the Act through forming Community Corrections Advisory Boards (CCABs) which have responsibilities for developing comprehensive corrections plans. The plans establish the framework for applications for funds, which are reviewed and approved by the State Community Corrections Board and Department.

During Fiscal Year 2023, \$13,847,609 was awarded for community corrections plans and services to 42 counties, including drunk driver jail reduction. \$16,575,500 was awarded to residential contractors for probation residential services.

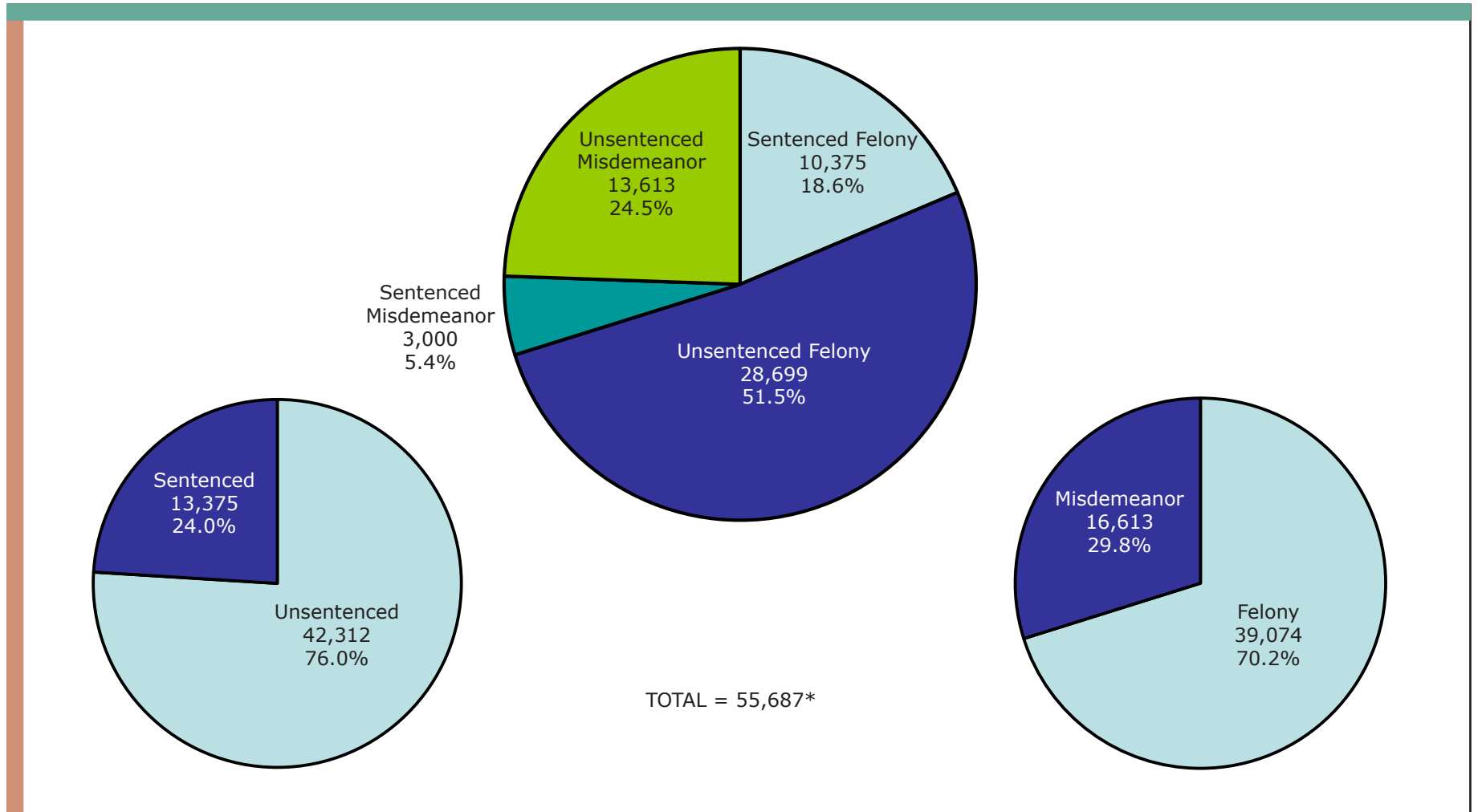
The number of new enrollees in community corrections programs during FY 2023 was 55,687. **Chart J1** shows the number of offenders determined eligible and enrolled in programs by crime class and legal status. **Chart J2** shows the award of comprehensive plans and services funds by program category. **Table J3** details the actual average daily population of probation residential services.

J1 Offenders Enrolled in P.A. 511 Community Corrections Programs

FY 2023

By Crime Class and Legal Status at Enrollment

J - 2



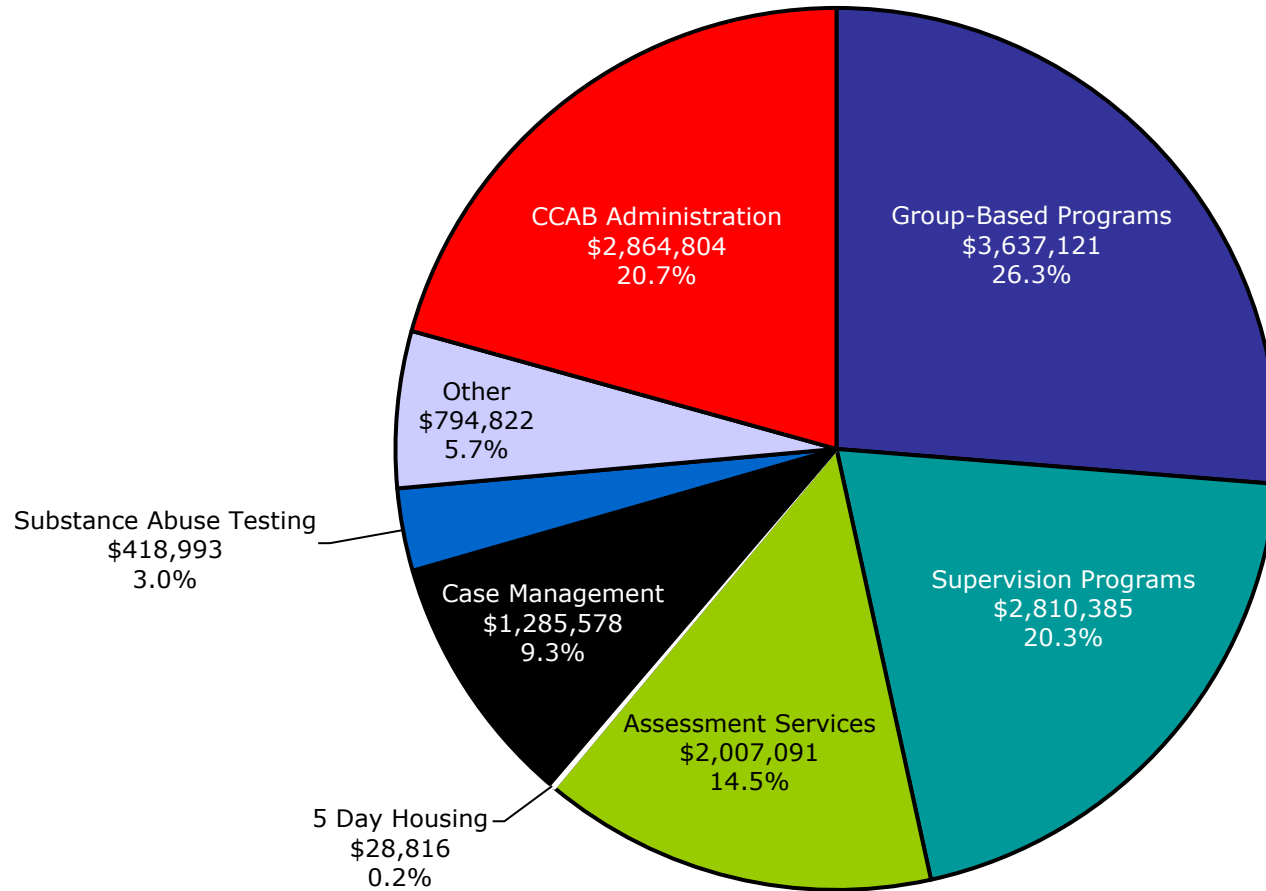
*Excludes insufficient data. The number of insufficient cases are indeterminate due to data collection issues.

Source: Office of Community Corrections

J2 Grants Awarded in FY 2023: \$13,847,609

Community Corrections Comprehensive Plans and Services

J - 3



Grants Awarded are rounded to the nearest whole dollar.

Source: Office of Community Corrections

FY 2023 Probation Residential Services

PROGRAM	ACTUAL AVERAGE DAILY POPULATION
ALLEGAN	22.08
ALPENA	0.99
ANTRIM	0.36
ARENAC	1.44
BARRY	4.84
BAY	7.28
BERRIEN	21.77
BRANCH	11.10
CALHOUN	15.03
CASS	14.46
CHARLEVOIX	0.25
CHEBOYGAN	0.04
CHIPPEWA	87.36
CLARE	1.18
CLINTON	6.05
CRAWFORD	-
DICKINSON	-
EATON	8.69
GENESEE	34.04
GLADWIN	0.38
GRAND TRAVERSE	0.77
GRATIOT	2.27
HILLSDALE	7.87
HURON	0.45
INGHAM	14.43
IONIA	3.75
IOSCO	0.26
ISABELLA	3.63
JACKSON	12.19
KALAMAZOO	23.41
KENT	32.60
LAKE	-
LAPEER	0.57
LENAWEE	0.48
LIVINGSTON	0.53
MACOMB	46.88
MANISTEE	-
MARQUETTE	-
MASON	1.16
MECOSTA	3.79
MIDLAND	14.47
MISSAUKEE	-
MONROE	15.31
MONTCALM	6.25
MUSKEGON	19.20
NEWAYGO	2.57
OAKLAND	24.06
OCEANA	0.45
OGEMAW	0.44
OSCEOLA	1.22
OSTEGO	-
OTTAWA	4.35

J3

FY 2023 Probation Residential Services

PROGRAM	ACTUAL AVERAGE DAILY POPULATION
PRESQUE ISLE	-
ROSCOMMON	-
SAGINAW	19.18
SHIAWASSEE	0.07
ST. CHARLES	0.04
ST. CLAIR	21.39
ST. JOSEPH	21.69
TUSCOLA	1.27
VAN BUREN	4.84
WASHTENAW	2.24
WAYNE	50.71
WEXFORD	0.4
TOTAL	602.17*

*Total is rounded to the nearest tenth.

Source: Office of Community Corrections