


---

# MICHIGAN DEPARTMENT OF CORRECTIONS

## 2001 STATISTICAL REPORT



John Engler, Governor

---

Bill Martin, Director  
Michigan Department of Corrections

---



---

# 2001 STATISTICAL REPORT

## INTRODUCTION

Since the 2000 edition of the MDOC Statistical Report, bound paper copies have no longer been produced and distributed. Instead, these annual statistical reports are published only on the official MDOC web site on the Internet. The MDOC home page web address is <http://www.michigan.gov/corrections>, and the Statistical Reports are located under the *Publications & Information* link.

The crime breakdowns in the core tables of the first three sections of the 2001 report — regarding felony court dispositions, prison intake and prison population — are all based on the longer 10-character offense codes, as was first shown in the 1999 report. They are also sorted by offense code rather than by crime frequency or maximum term. Since the new sort order keeps sequential offense codes together, similar crimes that have identical maximum penalties are no longer consolidated. This new level of detail provides much richer information than in the past.

However, the additional detail also makes the crime tables much longer; and the reader must be careful to watch for related offense codes when attempting to examine the data for a particular type of crime. For example, as many as nine separate offense codes now appear for the crime of first degree criminal sexual conduct (750.520B\_\_) in each crime

table because each code represents a specific characteristic of the offense.

Summary narrative reflecting on the Department's observations about what the data show has again been kept to a minimum, as the Department now produces a separate *Annual Report* for that purpose.

### **Section Overview**

This report is divided into six major sections (A-F).

- Section *A, Court Dispositions*, contains data on statewide felony court dispositions — broken down by offense, sentencing jurisdiction, and type of disposition.
- Section *B, Prison Commitments*, provides data on prison intake — the number and characteristics of new prisoners received into the Department's institutions and camps.
- Section *C, Prisoner Population*, presents descriptions of Michigan's correctional facilities and statistics regarding the characteristics of the prisoner population.
- Section *D, Parole Board*, summarizes data on offender movement to parole and Parole Board activity and decisions, and examines the parole outcomes of offenders who paroled in 1997.
- Section *E, Field Operations Administration*, contains data and information regarding the community supervision programs and functions of the Department's Field Operations Administration (FOA). Section *E* has four subsections:
  - *Probation and Parole Supervision*
  - *Special Alternative Incarceration Program (SAI)*
  - *Community Residential Programs (CRP)*
  - *Office of Community Corrections (OCC)*
- Section *F, Department Operations*, contains data and information about a variety of Department programs and administrative functions/operations. Section *F* contains the following subsections:
  - *Prisoner Program, Misconduct and Litigation Statistics*
  - *Bureau of Correctional Industries*
  - *Health Care Services*
  - *Department Expenditures and Personnel Summaries*



---

# Table of Contents

INTRODUCTION .....	<i>i</i>
TABLE OF CONTENTS .....	<i>iii</i>
DEPARTMENT ORGANIZATIONAL CHART .....	<i>vi</i>
<b>A. COURT DISPOSITIONS .....</b>	<b>A - 1</b>
A    Statewide Prison Commitment Rates, 1988 - 2001 .....	A - 2
<b>Criminal Court Dispositions (Offenders) by FOA Region/Circuit Number</b>	
A1    • All Offenses .....	A - 3
A1a   • Non-Assaultive .....	A - 4
A1b   • Drug Offenses .....	A - 5
A1c   • Assaultive Offenses .....	A - 6
<b>Criminal Court Dispositions by Offense and Type of Disposition</b>	
A2    • All Offenses .....	A - 7
A2a   • Non-Assaultive Offenses .....	A - 29
A2b   • Drug Offenses .....	A - 42
A2c   • Assaultive Offenses .....	A - 45
<b>B. PRISON COMMITMENTS .....</b>	<b>B - 1</b>
B1a   Annual Prison Intake, 1987 - 2001 .....	B - 2
B1b   Reported Index Crimes and Prison Intake, 1995 - 2001 .....	B - 3
B1c   Total Prisoner Population, Prison Commitments, and Michigan Census, 1942 - 2001 .....	B - 4
<b>Commitments by Minimum Term Distribution for Men and Women</b>	
B2    • All Offenses .....	B - 5
B2a   • Non-Assaultive Offenses .....	B - 23
B2b   • Drug Offenses .....	B - 32
B2c   • Assaultive Offenses .....	B - 35
<b>Commitments by Minimum Term Distribution for Women</b>	
B3    • All Offenses .....	B - 43
B4a   Commitments by Age for Men, 1992 - 2001 .....	B - 50
B4b   Commitments by Age, Race and Sex as of December 2001 .....	B - 50
B5a   Commitments by Race for Men, 1985 - 2001 .....	B - 51
B5b   Total 2001 Commitments by Race and Gender .....	B - 52
B6    2001 Prison Commitments by Type .....	B - 53
B7    2001 Prisoner Intake by Major Crime Types .....	B - 54
<b>C. PRISONER POPULATION .....</b>	<b>C - 1</b>
—    Map of Prison and Camp Facilities by Region as of December 31, 2001 .....	C - 2
—    Descriptions of Institutions — December 31, 2001 .....	C - 3
—    Non-MDOC Locations .....	C - 15
C    Net Operating Capacity by Security Level as of December 31, 2001 .....	C - 16
Ca   Year-End Prison Population (Institutions and Camps), 1987 - 2001 .....	C - 17

---

**C. Prisoner Population: cont'd**

**Prisoner Population by Minimum Term Distribution for Men and Women**

C1	• All Offenses .....	C - 18
C1a	• Non-Assaultive Offenses .....	C - 40
C1b	• Drug Offenses .....	C - 50
C1c	• Assaultive Offenses .....	C - 53

**Prisoner Population by Minimum Term Distribution for Women**

C2	• All Offenses .....	C - 62
----	----------------------	--------

**Age Breakdown of Prisoner Population by Location as of December 2001**

C3a	• Total Prisoner Population .....	C - 71
C3b	• White Prisoner Population .....	C - 74
C3c	• Non-White Prisoner Population .....	C - 77
C4	2001 Prisoner Movement Summary: Institutions and Camps Only .....	C - 80
C5	Escapes From Secure DOC Custody, 1996 - 2001 .....	C - 81

**D. PAROLE BOARD ..... D - 1**

D	Annual Movements to Parole, 1987 - 2001 .....	D - 2
D1	Parole Board Activity, 1985 - 2001 .....	D - 3
D1a	2001 Parole Board Action .....	D - 4
D2	Parole Outcomes of Offenders Who Paroled in 1997 by Offense Group as of 2001 .....	D - 5
D2a	1997 Parolees Returned with New Sentences (PVNS) During Parole Term as of 2001 .....	D - 6

**E. FIELD OPERATIONS ADMINISTRATION ..... E - 1**

—	Map — Field Operations Administration Regions and Areas as of December 31, 2001 .....	E - 2
---	---	-------

**Probation and Parole Supervision ..... E - 3**

E1	Violations of Parole Supervision 1992 - 2001 .....	E - 4
E2	2001 Personnel and Funds Distribution .....	E - 5
E3	2001 Work Distribution .....	E - 6
E4	Total Number of Pre-Sentence Investigations 1992 - 2001 .....	E - 7
E5	Average Number of Parolees Supervised 1992 - 2001 .....	E - 8
E6	Average Number of Probationers Supervised 1992 - 2001 .....	E - 9

**Special Alternative Incarceration Program (SAI) ..... E - 11**

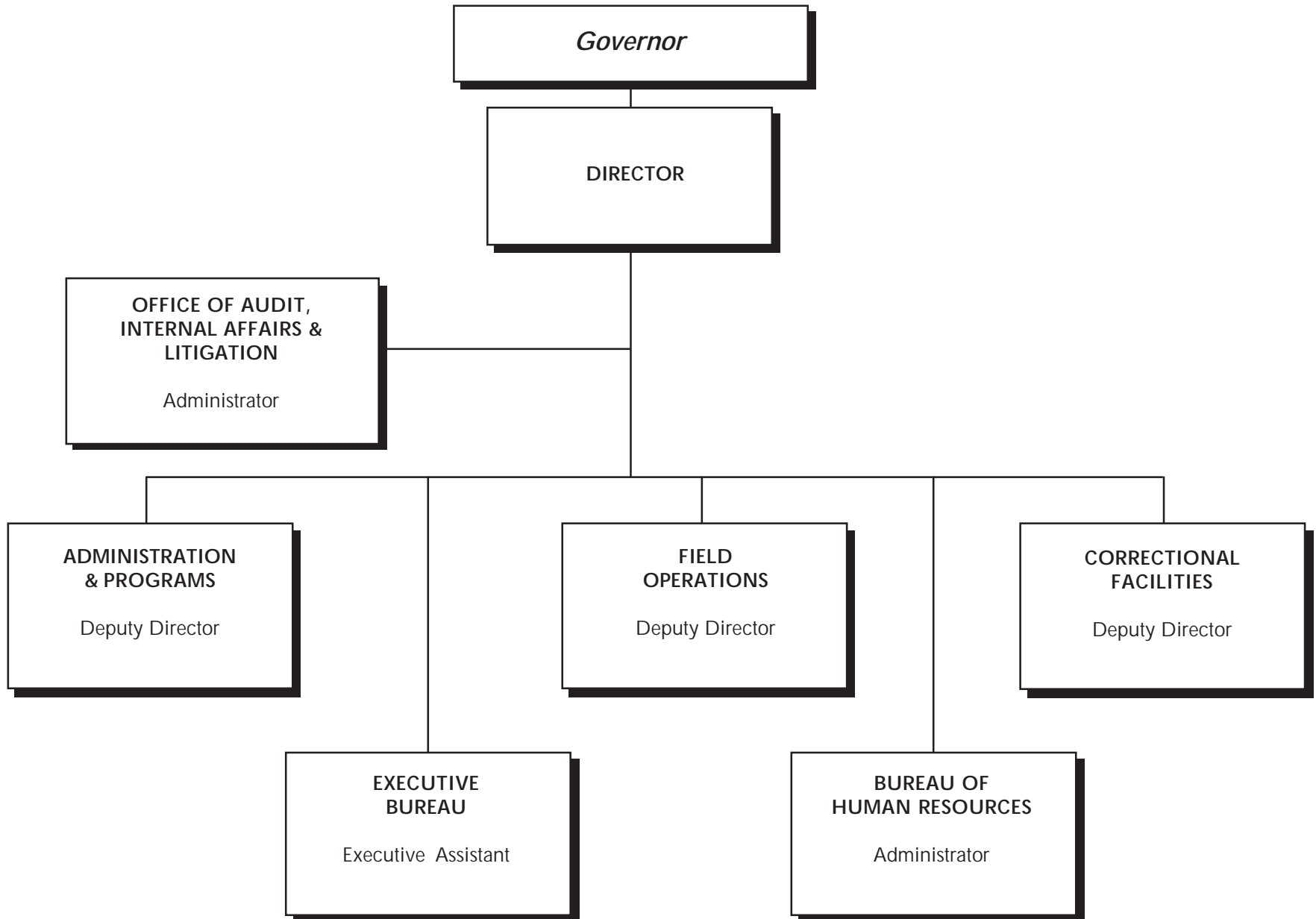
E7a	2001 SAI <i>Prisoner</i> Intake by Offense .....	E - 12
E7b	2001 SAI <i>Probationer</i> Intake by Offense .....	E - 14
E8	Comparison of SAI <i>Probationer</i> Intake by Field Operations 1999 - 2001 .....	E - 16
E9a	SAI Phase I <i>Prisoner</i> Program Performance 1999 - 2001 .....	E - 17
E9b	SAI Phase I <i>Probationer</i> Program Performance 1999 - 2001 .....	E - 17
E9c	Table — SAI Phase I <i>Prisoner</i> Post-Program Performance 1992 - 2001 .....	E - 18
E9d	Chart — SAI Phase I <i>Prisoner</i> Post-Program Performance 1992 - 2001 .....	E - 18

---

<b>E. Field Operations Administration: cont'd</b>	
<b>Community Residential Programs (CRP)</b> .....	<b>E - 19</b>
E10 Year-End Prisoner Population: Community Residential Programs, 1992 - 2001 .....	E - 20
E11 2001 Prisoner Movement Summary: Community Residential Programs .....	E - 21
E12 End-of-Year Electronic Monitoring Population, 1996 - 2001 .....	E - 22
E13 Zero Tolerance Escape Policy - Community Residential Programs 1992 - 2001 .....	E - 23
<b>Office of Community Corrections (OCC)</b> .....	<b>E - 25</b>
E14 Offenders Enrolled in P.A. 511 Community Corrections Programs in FY 2001 .....	E - 26
E15 Grants Awarded in FY 2001 .....	E - 27
E16 2001 Probation Residential Services .....	E - 28
<b>F. DEPARTMENT OPERATIONS</b> .....	<b>F - 1</b>
<b>Prisoner Program, Misconduct and Litigation Statistics</b> .....	<b>F - 3</b>
F1a 2001 Institutional Program Report - Average Monthly Participation .....	F - 4
F1b 2001 Prisoner Library and Volunteer Activity - Average Monthly Participation .....	F - 6
F1c 2001 Prisoner Religious Preferences .....	F - 8
F2 Institutional Education Program Statistics - Averages for 2001 .....	F - 9
F3 2001 Major Misconduct Statistics: Yearly Totals .....	F - 12
F4 Litigation Statistics, 1998 - 2001 .....	F - 13
<b>Bureau of Correctional Industries</b> .....	<b>F - 15</b>
F5 Seven-Year History of Total Sales and Net Margin 1995 - 2001 .....	F - 16
F6 Comparison of Total Sales and Net Margins From Factory Operations 1999 - 2001 .....	F - 17
F7 2001 Hourly Pay Schedule .....	F - 18
<b>Health Care Services</b> .....	<b>F - 19</b>
F8 Health Care Expenditures Profile, Fiscal Years 1992 - 2001 .....	F - 20
F9 Trend of Per Prisoner Health Care Cost Components 1992 - 2001 .....	F - 21
F10 Consent Decree Health Care Expenditures - FY 2000/2001 .....	F - 22
<b>Department Expenditures and Personnel Summaries</b> .....	<b>F - 23</b>
F11 Actual Expenditures and Encumbrances Excluding Capital Outlay - FY 2000/2001 .....	F - 24
F11a FY 2000/2001 Corrections Operating Expenditures .....	F - 25
F12 Number of Employees as of December 22, 2001 .....	F - 26
F12a 2001 Corrections Officers .....	F - 27

# MICHIGAN DEPARTMENT OF CORRECTIONS

*As of December 31, 2001*





---

# Court Dispositions

# A

This section contains data on statewide felony court dispositions — broken down by offense, sentencing jurisdiction and type of disposition.

Tables A and A1 through A1c are based on total offenders rather than total dispositions. In other words, multiple dispositions for the same offender, from the same sentencing county, in the same year were counted as follows:

- Dispositions for the same offender that occurred three or more months apart were counted separately.
- Dispositions for the same offender that occurred less than three months apart were counted only once, according to the following sequence:
  - The *most severe* disposition was counted (e.g., a disposition to prison was counted before a disposition to jail).
  - If of equal severity, then the disposition with the longest *minimum* term was counted.
  - If equal minimum terms, then the disposition with the longest *maximum* term was counted.

Table A shows the statewide prison commitment rates for the past fourteen years. Separate rates are presented for: (1) All offenses, *including* those involving mandatory sentences to prison; and (2) Offenses that do not involve mandatory sentences to prison.

Table A1 shows 2001 court dispositions (offenders) broken down by disposition type and by sentencing county circuit within each of the three Field Operations Administration (FOA) regions. Tables A1a through A1c show the information in Table A1 broken down by major crime categories (i.e., non-assaultive, drug and assaultive offenses).

Table A2 shows total 2001 court dispositions broken down by disposition type and offense. Tables A2a through A2c show the information in Table A2 broken down by major crime categories (i.e., non-assaultive, drug and assaultive offenses). The A2 series of tables are based on total dispositions, so multiple dispositions for the same offender are counted separately.

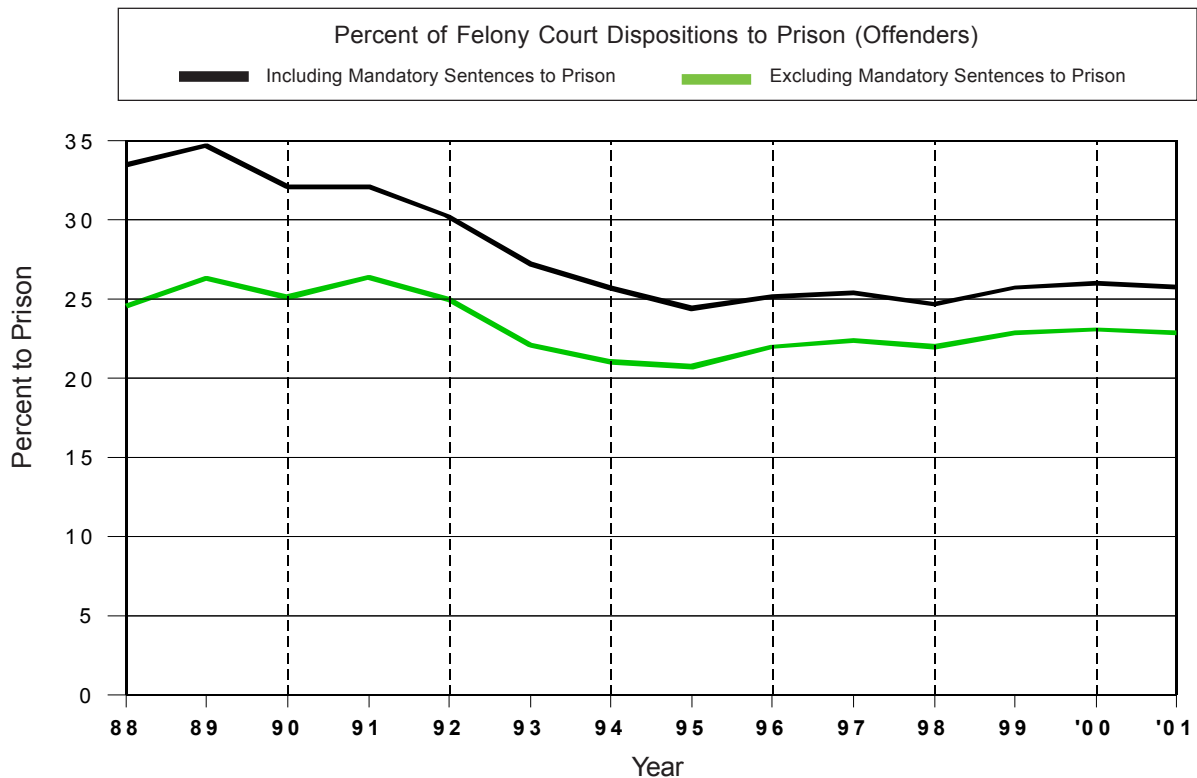
The crimes in the A2 series of tables are sorted by Michigan Compiled Law (MCL) numbers and Prosecuting Attorney's Coordinating Council (PACC) codes (the sort order used since 1999). Since this sort order keeps related codes together,

similar crimes that have identical maximum penalties are not consolidated. This level of detail provides much richer information, but the reader must be careful to watch for related codes when attempting to examine the frequency and disposition pattern for a particular type of crime. For example, nine separate offense codes appear for the crime of first degree criminal sexual conduct (750.520B\*\*) because each code represents a specific characteristic of the offense.

# A Statewide Prison Commitment Rates

Calendar Years 1988 - 2001

Year	Including Mandatory Prison		Excluding Mandatory Prison	
	Total Felony Dispositions (Offenders)	Percent Total Felony Dispositions to Prison	Net Felony Dispositions (Offenders)	Percent Net Felony Dispositions to Prison
1988	31,664	33.5	27,009	24.6
1989	35,534	34.7	30,512	26.3
1990	36,783	32.1	32,379	25.1
1991	37,051	32.1	33,540	26.4
1992	39,041	30.2	35,796	25.0
1993	38,634	27.2	35,566	22.1
1994	37,823	25.7	35,015	21.0
1995	38,805	24.4	36,601	20.7
1996	38,749	25.2	36,823	22.0
1997	39,340	25.4	37,498	22.4
1998	40,016	24.7	38,319	22.0
1999	38,178	25.7	36,492	22.9
2000	38,359	26.0	36,624	23.1
2001	41,835	25.8	40,037	22.9



SOURCE: Basic Information Reports (BIR).

# A1 2001 Criminal Court Dispositions (Offenders) by FOA Region and Circuit Number

## All Offenses

	Total	Prison	Pro-bation*	Jail/ Prob.	Jail/ Fine**	Prison	Pro-bation*	Jail/ Prob.	Jail/ Fine**
<b>STATE TOTALS</b>	<b>41,835</b>	<b>10,796</b>	<b>13,912</b>	<b>11,380</b>	<b>5,747</b>	<b>25.8</b>	<b>33.3</b>	<b>27.2</b>	<b>13.7</b>
<b>FOA REGION I (03 Wayne) TOTALS</b>	<b>10,582</b>	<b>2,919</b>	<b>5,927</b>	<b>1,278</b>	<b>458</b>	<b>27.6</b>	<b>56.0</b>	<b>12.1</b>	<b>4.3</b>
<b>FOA REGION II TOTALS</b>	<b>15,735</b>	<b>3,823</b>	<b>4,778</b>	<b>4,677</b>	<b>2,457</b>	<b>24.3</b>	<b>30.4</b>	<b>29.7</b>	<b>15.6</b>
01 Hillsdale	119	72	2	38	7	60.5	1.7	31.9	5.9
06 Oakland	4,552	1,029	1,411	1,206	906	22.6	31.0	26.5	19.9
07 Genesee	1,814	601	600	605	8	33.1	33.1	33.4	.4
10 Saginaw	1,130	286	404	221	219	25.3	35.8	19.6	19.4
16 Macomb	2,995	494	1,295	551	655	16.5	43.2	18.4	21.9
18 Bay	315	96	69	118	32	30.5	21.9	37.5	10.2
21 Isabella	326	42	53	173	58	12.9	16.3	53.1	17.8
22 Washtenaw	900	176	425	138	161	19.6	47.2	15.3	17.9
24 Sanilac	89	22	2	46	19	24.7	2.2	51.7	21.3
29 Clinton, Gratiot	242	92	6	133	11	38.0	2.5	55.0	4.5
31 St. Clair	847	183	159	321	184	21.6	18.8	37.9	21.7
35 Shiawassee	227	71	27	117	12	31.3	11.9	51.5	5.3
38 Monroe	550	173	52	285	40	31.5	9.5	51.8	7.3
39 Lenawee	290	144	24	119	3	49.7	8.3	41.0	1.0
40 Lapeer	207	45	14	116	32	21.7	6.8	56.0	15.5
42 Midland	247	55	53	133	6	22.3	21.5	53.8	2.4
44 Livingston	458	151	103	135	69	33.0	22.5	29.5	15.1
52 Huron	21	2	0	14	5	9.5	0.0	66.7	23.8
54 Tuscola	204	52	21	109	22	25.5	10.3	53.4	10.8
55 Clare, Gladwin	202	37	58	99	8	18.3	28.7	49.0	4.0
<b>FOA REGION III TOTALS</b>	<b>15,518</b>	<b>4,054</b>	<b>3,207</b>	<b>5,425</b>	<b>2,832</b>	<b>26.1</b>	<b>20.7</b>	<b>35.0</b>	<b>18.2</b>
02 Berrien	898	355	141	308	94	39.5	15.7	34.3	10.5
04 Jackson	841	295	125	299	122	35.1	14.9	35.6	14.5
05 Barry	214	56	10	142	6	26.2	4.7	66.4	2.8
08 Ionia, Montcalm	414	122	81	137	74	29.5	19.6	33.1	17.9
09 Kalamazoo	1,598	310	800	156	332	19.4	50.1	9.8	20.8
11 Alger, Luce, Schoolcraft	82	17	1	47	17	20.7	1.2	57.3	20.7
12 Baraga, Houghton, Keweenaw	54	9	9	22	14	16.7	16.7	40.7	25.9
13 Antrim, Grand Traverse, Leelanau	343	118	24	178	23	34.4	7.0	51.9	6.7
14 Muskegon	1,085	457	115	446	67	42.1	10.6	41.1	6.2
15 Branch	174	29	25	91	29	16.7	14.4	52.3	16.7
17 Kent	2,896	758	960	542	636	26.2	33.1	18.7	22.0
19 Benzie, Manistee	90	31	20	39	0	34.4	22.2	43.3	0.0
20 Ottawa	759	103	220	239	197	13.6	29.0	31.5	26.0
23 Iosco, Oscoda	102	39	7	53	3	38.2	6.9	52.0	2.9
25 Marquette	142	20	27	77	18	14.1	19.0	54.2	12.7
26 Alpena, Alcona, Montmorency, Presque Isle	241	37	74	108	22	15.4	30.7	44.8	9.1
27 Newago, Oceana	262	61	10	143	48	23.3	3.8	54.6	18.3
28 Missaukee, Wexford	139	43	6	82	8	30.9	4.3	59.0	5.8
30 Ingham	1,051	247	108	432	264	23.5	10.3	41.1	25.1
32 Gogebic, Ontonagon	26	5	1	17	3	19.2	3.8	65.4	11.5
33 Charlevoix	90	27	3	39	21	30.0	3.3	43.3	23.3
34 Roscommon, Arenac, Ogemaw	223	47	30	115	31	21.1	13.5	51.6	13.9
36 VanBuren	345	53	55	114	123	15.4	15.9	33.0	35.7
37 Calhoun	993	232	163	316	282	23.4	16.4	31.8	28.4
41 Dickinson, Iron, Menominee	204	43	15	115	31	21.1	7.4	56.4	15.2
43 Cass	186	35	21	77	53	18.8	11.3	41.4	28.5
45 St. Joseph	223	57	8	85	73	25.6	3.6	38.1	32.7
46 Otsego, Kalkaska, Crawford	233	62	21	134	16	26.6	9.0	57.5	6.9
47 Delta	86	11	8	47	20	12.8	9.3	54.7	23.3
48 Allegan	322	99	15	141	67	30.7	4.7	43.8	20.8
49 Mecosta, Osceola	243	57	9	163	14	23.5	3.7	67.1	5.8
50 Mackinac, Chippewa	198	32	49	53	64	16.2	24.7	26.8	32.3
51 Lake, Mason	210	55	8	138	9	26.2	3.8	65.7	4.3
53 Cheboygan	91	13	25	47	6	14.3	27.5	51.6	6.6
56 Eaton	375	87	13	231	44	23.2	3.5	61.6	11.7
57 Emmet	85	32	0	52	1	37.6	0.0	61.2	1.2

Source: Basic Information Reports (BIR).

\*Includes Delayed and Suspended Sentences and HYTA Probation.

\*\*Includes Restitution and Costs.

# A1a 2001 Criminal Court Dispositions (Offenders) by FOA Region and Circuit Number Non-Assaultive Offenses

	Total	Prison	Pro-bation*	Jail/Prob.	Jail/Fine**	Prison	Pro-bation*	Jail/Prob.	Jail/Fine**
<b>STATE TOTALS</b>	<b>20,543</b>	<b>4,390</b>	<b>6,749</b>	<b>6,565</b>	<b>2,839</b>	<b>21.4</b>	<b>32.9</b>	<b>32.0</b>	<b>13.8</b>
<b>FOA REGION I (03 Wayne) TOTALS</b>	<b>4,436</b>	<b>904</b>	<b>2,613</b>	<b>707</b>	<b>212</b>	<b>20.4</b>	<b>58.9</b>	<b>15.9</b>	<b>4.8</b>
<b>FOA REGION II TOTALS</b>	<b>8,043</b>	<b>1,691</b>	<b>2,405</b>	<b>2,701</b>	<b>1,246</b>	<b>21.0</b>	<b>29.9</b>	<b>33.6</b>	<b>15.5</b>
01 Hillsdale	70	38	1	25	6	54.3	1.4	35.7	8.6
06 Oakland	2,486	435	818	717	516	17.5	32.9	28.8	20.8
07 Genesee	904	262	312	324	6	29.0	34.5	35.8	.7
10 Saginaw	537	113	188	135	101	21.0	35.0	25.1	18.8
16 Macomb	1,130	166	453	241	270	14.7	40.1	21.3	23.9
18 Bay	165	44	44	61	16	26.7	26.7	37.0	9.7
21 Isabella	188	22	33	99	34	11.7	17.6	52.7	18.1
22 Washtenaw	483	72	247	88	76	14.9	51.1	18.2	15.7
24 Sanilac	65	19	1	32	13	29.2	1.5	49.2	20.0
29 Clinton, Gratiot	138	41	4	88	5	29.7	2.9	63.8	3.6
31 St. Clair	505	87	97	217	104	17.2	19.2	43.0	20.6
35 Shiawassee	149	40	17	82	10	26.8	11.4	55.0	6.7
38 Monroe	257	80	25	137	15	31.1	9.7	53.3	5.8
39 Lenawee	151	68	18	63	2	45.0	11.9	41.7	1.3
40 Lapeer	141	31	11	80	19	22.0	7.8	56.7	13.5
42 Midland	164	32	40	87	5	19.5	24.4	53.0	3.0
44 Livingston	240	87	45	76	32	36.3	18.8	31.7	13.3
52 Huron	12	2	0	6	4	16.7	0.0	50.0	33.3
54 Tuscola	133	33	14	76	10	24.8	10.5	57.1	7.5
55 Clare, Gladwin	125	19	37	67	2	15.2	29.6	53.6	1.6
<b>FOA REGION III TOTALS</b>	<b>8,064</b>	<b>1,795</b>	<b>1,731</b>	<b>3,157</b>	<b>1,381</b>	<b>22.3</b>	<b>21.5</b>	<b>39.1</b>	<b>17.1</b>
02 Berrien	438	169	77	163	29	38.6	17.6	37.2	6.6
04 Jackson	441	142	79	166	54	32.2	17.9	37.6	12.2
05 Barry	119	28	6	80	5	23.5	5.0	67.2	4.2
08 Ionia, Montcalm	220	52	46	87	35	23.6	20.9	39.5	15.9
09 Kalamazoo	786	121	430	80	155	15.4	54.7	10.2	19.7
11 Alger, Luce, Schoolcraft	44	4	1	30	9	9.1	2.3	68.2	20.5
12 Baraga, Houghton, Keweenaw	31	3	4	15	9	9.7	12.9	48.4	29.0
13 Antrim, Grand Traverse, Leelanau	234	68	19	128	19	29.1	8.1	54.7	8.1
14 Muskegon	520	202	68	214	36	38.8	13.1	41.2	6.9
15 Branch	103	13	14	57	19	12.6	13.6	55.3	18.4
17 Kent	1,431	319	497	310	305	22.3	34.7	21.7	21.3
19 Benzie, Manistee	59	19	16	24	0	32.2	27.1	40.7	0.0
20 Ottawa	407	48	111	147	101	11.8	27.3	36.1	24.8
23 Iosco, Oscoda	58	17	5	35	1	29.3	8.6	60.3	1.7
25 Marquette	86	4	21	53	8	4.7	24.4	61.6	9.3
26 Alpena, Alcona, Montmorency, Presque Isle	121	12	43	52	14	9.9	35.5	43.0	11.6
27 Newago, Oceana	157	29	8	90	30	18.5	5.1	57.3	19.1
28 Missaukee, Wexford	79	26	2	48	3	32.9	2.5	60.8	3.8
30 Ingham	548	106	52	244	146	19.3	9.5	44.5	26.6
32 Gogebic, Ontonagon	15	1	1	11	2	6.7	6.7	73.3	13.3
33 Charlevoix	54	15	2	23	14	27.8	3.7	42.6	25.9
34 Roscommon, Arenac, Ogemaw	124	23	20	66	15	18.5	16.1	53.2	12.1
36 VanBuren	173	19	35	57	62	11.0	20.2	32.9	35.8
37 Calhoun	400	77	63	144	116	19.3	15.8	36.0	29.0
41 Dickinson, Iron, Menominee	140	32	10	84	14	22.9	7.1	60.0	10.0
43 Cass	97	14	12	51	20	14.4	12.4	52.6	20.6
45 St. Joseph	110	22	4	56	28	20.0	3.6	50.9	25.5
46 Otsego, Kalkaska, Crawford	140	26	14	95	5	18.6	10.0	67.9	3.6
47 Delta	47	4	3	29	11	8.5	6.4	61.7	23.4
48 Allegan	173	54	10	70	39	31.2	5.8	40.5	22.5
49 Mecosta, Osceola	157	32	3	113	9	20.4	1.9	72.0	5.7
50 Mackinac, Chippewa	105	9	26	36	34	8.6	24.8	34.3	32.4
51 Lake, Mason	107	21	3	79	4	19.6	2.8	73.8	3.7
53 Cheboygan	60	5	20	30	5	8.3	33.3	50.0	8.3
56 Eaton	226	41	6	155	24	18.1	2.7	68.6	10.6
57 Emmet	54	18	0	35	1	33.3	0.0	64.8	1.9

Source: Basic Information Reports (BIR).

\*Includes Delayed and Suspended Sentences and HYTA Probation.

\*\*Includes Restitution and Costs.

# A1b 2001 Criminal Court Dispositions (Offenders) by FOA Region and Circuit Number Drug Offenses

	Total	Prison	Pro-bation*	Jail/Prob.	Jail/Fine**	Prison	Pro-bation*	Jail/Prob.	Jail/Fine**
<b>STATE TOTALS</b>	<b>10,774</b>	<b>1,874</b>	<b>4,969</b>	<b>2,348</b>	<b>1,583</b>	<b>17.4</b>	<b>46.1</b>	<b>21.8</b>	<b>14.7</b>
<b>FOA REGION I (03 Wayne) TOTALS</b>	<b>3,557</b>	<b>643</b>	<b>2,444</b>	<b>294</b>	<b>176</b>	<b>18.1</b>	<b>68.7</b>	<b>8.3</b>	<b>4.9</b>
<b>FOA REGION II TOTALS</b>	<b>3,906</b>	<b>623</b>	<b>1,624</b>	<b>967</b>	<b>692</b>	<b>15.9</b>	<b>41.6</b>	<b>24.8</b>	<b>17.7</b>
01 Hillsdale	12	5	0	7	0	41.7	0.0	58.3	0.0
06 Oakland	1,035	181	377	246	231	17.5	36.4	23.8	22.3
07 Genesee	425	94	208	128	0	22.1	48.9	28.9	0.0
10 Saginaw	265	41	126	36	62	15.5	47.5	13.6	23.4
16 Macomb	1,268	133	667	199	269	10.5	52.6	15.7	21.2
18 Bay	44	7	13	18	6	15.9	29.5	40.9	13.6
21 Isabella	60	4	14	37	5	6.7	23.3	61.7	8.3
22 Washtenaw	181	24	104	17	36	13.3	57.5	9.4	19.9
24 Sanilac	10	0	1	8	1	0.0	10.0	80.0	10.0
29 Clinton, Gratiot	37	9	1	27	0	24.3	2.7	73.0	0.0
31 St. Clair	168	39	38	52	39	23.2	22.6	31.0	23.2
35 Shiawassee	21	4	3	13	1	19.0	14.3	61.9	4.8
38 Monroe	165	50	16	84	15	30.3	9.7	50.9	9.1
39 Lenawee	38	14	4	20	0	36.8	10.5	52.6	0.0
40 Lapeer	23	1	2	13	7	4.3	8.7	56.5	30.4
42 Midland	16	1	5	9	1	6.3	31.3	56.3	6.3
44 Livingston	94	12	34	31	17	12.8	36.2	33.0	18.1
52 Huron	4	0	0	4	0	0.0	0.0	100.0	0.0
54 Tuscola	19	2	2	14	1	10.5	10.5	73.7	5.3
55 Clare, Gladwin	21	2	9	9	1	9.5	42.9	42.9	4.8
<b>FOA REGION III TOTALS</b>	<b>3,311</b>	<b>608</b>	<b>901</b>	<b>1,087</b>	<b>715</b>	<b>18.4</b>	<b>27.2</b>	<b>32.8</b>	<b>21.6</b>
02 Berrien	192	58	31	61	42	30.2	16.1	31.8	21.9
04 Jackson	182	50	29	75	28	27.5	15.9	41.2	15.4
05 Barry	36	7	1	28	0	19.4	2.8	77.8	0.0
08 Ionia, Montcalm	39	4	16	8	11	10.3	41.0	20.5	28.2
09 Kalamazoo	441	66	228	36	111	15.0	51.7	8.2	25.2
11 Alger, Luce, Schoolcraft	12	0	0	10	2	0.0	0.0	83.3	16.7
12 Baraga, Houghton, Keweenaw	0	0	0	0	0	0.0	0.0	0.0	0.0
13 Antrim, Grand Traverse, Leelanau	36	10	4	21	1	27.8	11.1	58.3	2.8
14 Muskegon	267	92	28	137	10	34.5	10.5	51.3	3.7
15 Branch	23	1	5	14	3	4.3	21.7	60.9	13.0
17 Kent	736	146	281	126	183	19.8	38.2	17.1	24.9
19 Benzie, Manistee	14	3	2	9	0	21.4	14.3	64.3	0.0
20 Ottawa	157	9	70	42	36	5.7	44.6	26.8	22.9
23 Iosco, Oscoda	17	6	1	8	2	35.3	5.9	47.1	11.8
25 Marquette	18	2	5	4	7	11.1	27.8	22.2	38.9
26 Alpena, Alcona, Montmorency, Presque Isle	69	4	24	36	5	5.8	34.8	52.2	7.2
27 Newago, Oceana	43	10	2	22	9	23.3	4.7	51.2	20.9
28 Missaukee, Wexford	16	1	0	14	1	6.3	0.0	87.5	6.3
30 Ingham	245	41	40	97	67	16.7	16.3	39.6	27.3
32 Gogebic, Ontonagon	4	1	0	3	0	25.0	0.0	75.0	0.0
33 Charlevoix	13	5	0	6	2	38.5	0	46.2	15.4
34 Roscommon, Arenac, Ogemaw	40	1	6	27	6	2.5	15.0	67.5	15.0
36 VanBuren	62	6	13	18	25	9.7	21.0	29.0	40.3
37 Calhoun	253	42	59	73	79	16.6	23.3	28.9	31.2
41 Dickinson, Iron, Menominee	26	1	3	17	5	3.8	11.5	65.4	19.2
43 Cass	48	7	9	11	21	14.6	18.8	22.9	43.8
45 St. Joseph	35	3	1	12	19	8.6	2.9	34.3	54.3
46 Otsego, Kalkaska, Crawford	32	2	6	18	6	6.3	18.8	56.3	18.8
47 Delta	15	2	4	7	2	13.3	26.7	46.7	13.3
48 Allegan	63	8	3	44	8	12.7	4.8	69.8	12.7
49 Mecosta, Osceola	25	3	3	18	1	12.0	12.0	72.0	4.0
50 Mackinac, Chippewa	39	2	18	6	13	5.1	46.2	15.4	33.3
51 Lake, Mason	37	3	3	30	1	8.1	8.1	81.1	2.7
53 Cheboygan	8	0	1	6	1	0.0	12.5	75.0	12.5
56 Eaton	58	8	5	37	8	13.8	8.6	63.8	13.8
57 Emmet	10	4	0	6	0	40.0	0.0	60.0	0.0

Source: Basic Information Reports (BIR).

\*Includes Delayed and Suspended Sentences and HYTA Probation.

\*\*Includes Restitution and Costs.

# A1c 2001 Criminal Court Dispositions (Offenders) by FOA Region and Circuit Number

## Assaultive Offenses

	Total	Prison	Pro-bation*	Jail/ Prob.	Jail/ Fine**	Prison	Pro-bation*	Jail/ Prob.	Jail/ Fine**
<b>STATE TOTALS</b>	<b>10,357</b>	<b>4,456</b>	<b>2,168</b>	<b>2,431</b>	<b>1,302</b>	<b>43.0</b>	<b>20.9</b>	<b>23.5</b>	<b>12.6</b>
<b>FOA REGION I (03 Wayne) TOTALS</b>	<b>2,586</b>	<b>1,372</b>	<b>869</b>	<b>277</b>	<b>68</b>	<b>53.1</b>	<b>33.6</b>	<b>10.7</b>	<b>2.6</b>
<b>FOA REGION II TOTALS</b>	<b>3,726</b>	<b>1,492</b>	<b>738</b>	<b>990</b>	<b>506</b>	<b>40.0</b>	<b>19.8</b>	<b>26.6</b>	<b>13.6</b>
01 Hillsdale	33	27	0	5	1	81.8	0.0	15.2	3.0
06 Oakland	1,018	412	214	238	154	40.5	21.0	23.4	15.1
07 Genesee	484	245	79	158	2	50.6	16.3	32.6	.4
10 Saginaw	320	129	89	49	53	40.3	27.8	15.3	16.6
16 Macomb	592	195	172	110	115	32.9	29.1	18.6	19.4
18 Bay	106	45	12	39	10	42.5	11.3	36.8	9.4
21 Isabella	77	16	6	37	18	20.8	7.8	48.1	23.4
22 Washtenaw	234	79	73	33	49	33.8	31.2	14.1	20.9
24 Sanilac	14	3	0	6	5	21.4	0.0	42.9	35.7
29 Clinton, Gratiot	60	35	1	18	6	58.3	1.7	30.0	10.0
31 St. Clair	174	57	24	52	41	32.8	13.8	29.9	23.6
35 Shiawassee	54	26	7	20	1	48.1	13.0	37.0	1.9
38 Monroe	123	43	11	59	10	35.0	8.9	48.0	8.1
39 Lenawee	98	62	2	33	1	63.3	2.0	33.7	1.0
40 Lapeer	43	13	1	23	6	30.2	2.3	53.5	14.0
42 Midland	67	22	8	37	0	32.8	11.9	55.2	0.0
44 Livingston	121	51	24	27	19	42.1	19.8	22.3	15.7
52 Huron	5	0	0	4	1	0.0	0.0	80.0	20.0
54 Tuscola	50	16	5	19	10	32.0	10.0	38.0	20.0
55 Clare, Gladwin	53	16	10	23	4	30.2	18.9	43.4	7.5
<b>FOA REGION III TOTALS</b>	<b>4,045</b>	<b>1,592</b>	<b>561</b>	<b>1,164</b>	<b>728</b>	<b>39.4</b>	<b>13.9</b>	<b>28.8</b>	<b>18.0</b>
02 Berrien	265	127	32	84	22	47.9	12.1	31.7	8.3
04 Jackson	208	97	16	57	38	46.6	7.7	27.4	18.3
05 Barry	59	21	3	34	1	35.6	5.1	57.6	1.7
08 Ionia, Montcalm	133	48	16	42	27	36.1	12.0	31.6	20.3
09 Kalamazoo	370	123	141	40	66	33.2	38.1	10.8	17.8
11 Alger, Luce, Schoolcraft	23	11	0	6	6	47.8	0.0	26.1	26.1
12 Baraga, Houghton, Keweenaw	23	6	5	7	5	26.1	21.7	30.4	21.7
13 Antrim, Grand Traverse, Leelanau	68	36	1	28	3	52.9	1.5	41.2	4.4
14 Muskegon	283	151	17	94	21	53.4	6.0	33.2	7.4
15 Branch	47	15	6	19	7	31.9	12.8	40.4	14.9
17 Kent	722	289	179	106	148	40.0	24.8	14.7	20.5
19 Benzie, Manistee	17	9	2	6	0	52.9	11.8	35.3	0.0
20 Ottawa	187	46	38	44	59	24.6	20.3	23.5	31.6
23 Iosco, Oscoda	26	16	1	9	0	61.5	3.8	34.6	0.0
25 Marquette	34	10	1	20	3	29.4	2.9	58.8	8.8
26 Alpena, Alcona, Montmorency, Presque Isle	51	21	7	20	3	41.2	13.7	39.2	5.9
27 Newago, Oceana	61	22	0	30	9	36.1	0.0	49.2	14.8
28 Missaukee, Wexford	44	16	4	20	4	36.4	9.1	45.5	9.1
30 Ingham	256	100	16	90	50	39.1	6.3	35.2	19.5
32 Gogebic, Ontonagon	7	3	0	3	1	42.9	0.0	42.9	14.3
33 Charlevoix	22	7	1	9	5	31.8	4.5	40.9	22.7
34 Roscommon, Arenac, Ogemaw	58	22	4	22	10	37.9	6.9	37.9	17.2
36 VanBuren	109	28	7	38	36	25.7	6.4	34.9	33.0
37 Calhoun	339	113	41	99	86	33.3	12.1	29.2	25.4
41 Dickinson, Iron, Menominee	36	10	2	13	11	27.8	5.6	36.1	30.6
43 Cass	41	14	0	15	12	34.1	0.0	36.6	29.3
45 St. Joseph	78	32	3	17	26	41.0	3.8	21.8	33.3
46 Otsego, Kalkaska, Crawford	61	34	1	21	5	55.7	1.6	34.4	8.2
47 Delta	24	5	1	11	7	20.8	4.2	45.8	29.2
48 Allegan	86	37	2	27	20	43.0	2.3	31.4	23.3
49 Mecosta, Osceola	61	22	3	32	4	36.1	4.9	52.5	6.6
50 Mackinac, Chippewa	45	14	3	11	17	31.1	6.7	24.4	37.8
51 Lake, Mason	66	31	2	29	4	47.0	3.0	43.9	6.1
53 Cheboygan	23	8	4	11	0	34.8	17.4	47.8	0.0
56 Eaton	91	38	2	39	12	41.8	2.2	42.9	13.2
57 Emmet	21	10	0	11	0	47.6	0.0	52.4	0.0

Source: Basic Information Reports (BIR).

\*Includes Delayed and Suspended Sentences and HYTA Probation.

\*\*Includes Restitution and Costs.

# A2 2001 Criminal Court Dispositions by Offense and Type of Disposition

## All Offenses

Page One of Twenty-two

Compiled Laws	Offense	Maximum
	TOTAL COUNTS	VIOLATIONS ATTEMPTS
28.293	State ID Card - Illegal Use	15
	ATTEMPTS	
28.2931	State ID Card - False Application	5
	ATTEMPTS	
28.4229	Weapons - Handgun License Forgery	4
	ATTEMPTS	
28.425B3	Weapons - Handgun False Info CCW Permit	4
	ATTEMPTS	
28.729	Sex Offender - Fail to Register	4
	ATTEMPTS	
28.7293	Sex Offender - Fail to Sign Registration	MISD
	ATTEMPTS	
205.27	Taxes - Defraud/Evade Payment of	15
	ATTEMPTS	
205.271A	Taxes - Fail to File/False Return	5
	ATTEMPTS	
205.271C	Taxes - Making/Permit False Returns	5
	ATTEMPTS	
205.4282	Tobacco Products Tax Act Violations Felony	5
	ATTEMPTS	
205.4283	Tobacco Products Tax Act Violations Misd	MISD
	ATTEMPTS	
205.4286	Tobacco Products Tax Act - Unauth Tax Stamps	10
	ATTEMPTS	
257.254	MV Code - Intent to Pass False Title	10
	ATTEMPTS	
257.257	License Documents/Plates Forgery	5
	ATTEMPTS	
257.312	Operating: Violation of Restricted Use License	MISD
	ATTEMPTS	
257.324	Operating: License Forged/Altered/ False ID	MISD
	ATTEMPTS	
257.3291	Insurance Certificates - Poss/Sale of Stolen/Counterfeit	5
	ATTEMPTS	
257.602	Disobey Police Traffic Order	MISD
	ATTEMPTS	
257.602A	Peace Officer - Fleeing Vehicle Code	15
	ATTEMPTS	
257.602A2	Peace Officer - Fleeing/Vehicle CD 4th Degree	2
	ATTEMPTS	
257.602A3	Peace Officer - Fleeing/Vehicle CD 2nd Offense	5
	ATTEMPTS	
257.602A3-A	Peace Officer - Fleeing/Vehicle CD 3rd Degree	5
	ATTEMPTS	
257.602A4	Peace Officer - Fleeing/Vehicle CD Second Degree	10
	ATTEMPTS	
257.602A4-A	Peace Officer - Fleeing/Vehicle CD - Cause Serious Injury	10
	ATTEMPTS	
257.617	Fail to Stop at Accident - Serious Impairment/Death Rslt	5
	ATTEMPTS	
257.617A	Fail to Stop at Scene of PI Accident	1
	ATTEMPTS	

Total Cases	Prison 31%	Probation 51%	Jail* 13%	Other** 5%
49,076	15,272	24,734	6,448	2,622
7,085	981	4,794	993	317
1				1
9	2	7		
1		1		
1		1		
1		1		
134	35	61	36	2
52	6	20	26	
1		1		
2		2		
6		5	1	
3		3		
1		1		
13		13		
3		3		
1		1		
1		1		
47	6	35	5	1
2		1	1	
33	2	16	14	1
5		3	2	
1			1	
2		1	1	
8		6	2	
1			1	
4	1	3		
10	4	5		1
323	70	181	66	6
26		20	6	
36	18	14	4	
3	2	1		
479	151	260	61	7
28	3	20	4	1
2	1	1		
14	11	3		
1		1		
55	24	24	6	1
1		1		
1			1	

NOTE: Be sure to check for related offense codes when examining a particular type of crime. They may or may not be in sequential order or even on the same page.

# A2 2001 Criminal Court Dispositions by Offense and Type of Disposition

## All Offenses

Page Two of Twenty-two

Compiled Laws	Offense	Maximum
TOTAL COUNTS	VIOLATIONS ATTEMPTS	
257.619	Fail to Give Info/Aid at Prop Damage Accident	MISD
257.625	Operating Motor Vehicle - Addict or Intox	20
257.625M5	Operating OUIL - Commercial Vehicle - 3rd Off	5
257.6251	Operate - Addict or Intox	5
257.6251-A	Operating - OUIL/Per Se	MISD
257.62510B	Operating - OWI - 2nd Offense	MISD
257.62510C	Operating - OWI - 3rd Offense	5
257.6253-A	Operating Impaired	MISD
257.6254	Operating - Under the Influence Causing Death	15
257.6255	OUIL - Causing Incapacitating Injury	5
257.6255-A	Operating - Under the Influence Causing Serious Injury	5
257.6256	Operating - OUIL/Per Se 3rd (Felony)	5
257.6256-A	Operating a Vehicle - Minor	MISD
257.6256B	Operating - OUIL/Per Se/OWI - 2nd Offense	1
257.6256D	Operating - OUIL/Per Se/OWI - 3rd Offense	5
257.6257A1	Operating OUIL/Occupant < 16	1
257.6257A2	Operating OUIL/Occupant < 16, 2nd Offense	5
257.902	Poss & Display of License-Violation	5
257.903	Motor Vehicle Code, False Certification	5
257.904	Operate - License Suspended, Revoked	15
257.9041B	Operate - Allow Suspend, Revoked to Operate	MISD
257.9041C	Operate - Allow Suspend/Revoke to Operate - 2nd Offense	1
257.9044	Operate - License Suspend/Revoked Cause Death	15
257.9045	Operate - License Susp/Rev Cause Serious Injury	5
257.9047-A	Operate - Allow Suspend to Operate Cause Serious Injury	2
287.3232	Animals, Dangerous Causing Serious Injury	4

Total Cases	Prison 31%	Probation 51%	Jail* 13%	Other** 5%
49,076	15,272	24,734	6,448	2,622
7,085	981	4,794	993	317
1		1		
251	67	178	6	
1		1		
3	1	2		
6	2	3	1	
1		1		
4		4		
2		1	1	
55	44	11		
3		3		
19	6	13		
2	1	1		
92	25	64	2	1
3	1	2		
144	29	106	9	
2		2		
5		4	1	
3514	779	2518	180	37
3	1	1	1	
2		1	1	
62	3	55	3	1
5	2	2	1	
1		1		
41	13	20	7	1
8		5	3	
1		1		
3	2		1	
13		4	9	
24	22	2		
25	13	11	1	
1		1		
1		1		
2			1	1

NOTE: Be sure to check for related offense codes when examining a particular type of crime. They may or may not be in sequential order or even on the same page.



# A2 2001 Criminal Court Dispositions by Offense and Type of Disposition

## All Offenses

Page Three of Twenty-two

Compiled Laws	Offense	Maximum
TOTAL COUNTS	VIOLATIONS	
	ATTEMPTS	
290.6313B	Weights & Measures - Intentional Violations	5
324.80172	Marine Safety, Negligence Causing Injury/Death	2
324.801765	Marine Safety, OUIL Cause Serious Injury	5
324.82126C	Snowmobiles - Operate Cause Injury/Death	2
324.82126C1	Snowmobiles - Operate Cause Serious Inj/Death	2
324.821274	Snowmobiles - OUIL Cause Death	15
324.821275	Snowmobiles - OUIL Cause Impairment	5
328.232	Funeral Contracts - Conversion	5
333.16294	Health Prof - Unauthorized Practice Felony	4
333.17766A3	Controlled Sub, Steroids - Delivery	7
333.5210	AIDS - Sexual Penetration with Uninformed Partner	4
333.7341	Controlled Sub, Imitation Use, Mfg. or Distribution	2
333.73413	Controlled Sub, Imitation Mfg. or Distribution	2
333.7401	Contr. Sub, Mfg, Del, Poss	LIFE
333.7401C2A	Controlled Sub - Operate/Maintain A Lab	10
333.7401C2B	Contr. Sub. - Operate Lab Near Minor	20
333.7401C2D	Controlled Sub - Manufac Near Church/School	20
333.74012A	Controlled Sub, Mfg, Del, Poss (Narcotic or Cocaine)	LIFE
333.74012A1	Controlled Sub, Mfg, Del, Poss - 650 or More Grams	LIFE
333.74012A2	Controlled Sub, Mfg, Del, Poss 225-649g	30
333.74012A3	Controlled Sub, Mfg, Del, Poss 50-224g	20
333.74012A4	Controlled Sub, Mfg, Del, Poss <50 Grams	20
333.74012B	Contr. Sub, Mfg, Del, Poss, Sch 1-3, Methamphetamine	20
333.74012B-A	Contr. Sub, Mfg, Del, Poss (Sch 1,2,3 ex Marij & Cocaine)	7
333.74012BB	Contr. Sub, Mfg, Del, Poss (Subs add Sch 1,2,3 by Rule)	7
333.74012B1	Controlled Sub, Mfg, Del, Poss Methamphetamine	20

Total Cases	Prison 31%	Probation 51%	Jail* 13%	Other** 5%
49,076	15,272	24,734	6,448	2,622
7,085	981	4,794	993	317
1				1
3		1		2
1		1		
1		1		
1			1	
1		1		
1		1		
10	1	8	1	
1	1			
7	5	1	1	
3	1			2
5	2	2	1	
105	22	33	43	7
8		5	3	
1			1	
6	1	4	1	
2		2		
3	1	2		
3	1	2		
14	8	6		
5	1	4		
9	9			
1	1			
37	35	1		1
1	1			
142	135	5	1	1
3	1	1	1	
2617	1221	1286	90	20
790	78	673	27	12
55	8	34	9	4
4		3		1
219	24	152	16	27
10	1	6	1	2
8		6		2
16	2	9	2	3

NOTE: Be sure to check for related offense codes when examining a particular type of crime. They may or may not be in sequential order or even on the same page.

# A2 2001 Criminal Court Dispositions by Offense and Type of Disposition

## All Offenses

Page Four of Twenty-two

Compiled Laws	Offense	Maximum
TOTAL COUNTS		VIOLATIONS ATTEMPTS
333.74012C	Contr. Sub, Mfg, Del, Poss, (Sch 4, or Added by Rule)	4
333.74012C-A	Controlled Sub, Mfg, Del, Poss, (Sch 4)	4
333.74012C-B	Contr. Sub, Mfg, Del, Poss (Added to Sch 4 by Board Rule)	4
333.74012D	Controlled Sub, Mfg, Del, Poss (Sch 5)	2
333.74012D1	Controlled Sub, Mfg, Del, Poss, 45 Kg+ Marijuana	15
333.74012D2	Controlled Sub, Mfg, Del, Poss Marijuana 5 - <45 Kg	7
333.74012D3	Controlled Sub, Mfg, Del, Poss, Marijuana <5 Kg	4
333.74012E	Prescrip Forms/Official Unlawful Mfg, Del, Poss	20
333.74012F	Prescription Forms Mfg, Del, Poss	7
333.74022A	Contr. Sub. - Mfg, Del, Poss Counterfeit (Narc or Methamphet.)	10
333.74022B	Contr. Sub. - Mfg, Del, Poss Counterfeit (Sch. 1, 2, 3)	5
333.74022D	Contr. Sub. - Mfg, Del, Poss Counterfeit (Sch 5)	2
333.74022E	Contr. Sub. - Mfg, Del, Poss Analogue	15
333.74032A	Controlled Sub, Possession Narc. or Cocaine	LIFE
333.74032A1	Controlled Sub - Poss 650g+ Narc. or Cocaine	LIFE
333.74032A2	Controlled Sub - Poss 225-649g Narc. or Cocaine	30
333.74032A3	Controlled Sub - Poss 50-224g Narc. or Cocaine	20
333.74032A4	Controlled Sub - Poss 25-49g Narc. or Cocaine	4
333.74032A5	Controlled Sub - Poss Less 25g Narc. or Cocaine	4
333.74032B	Controlled Sub - Poss Analogues, Sch 1-4 or Methamphet.	10
333.74032B-A	Controlled Sub - Possession/ Analogues	2
333.74032B-B	Contr. Sub - Poss (Sub Added to Sch 1-4, by Rule)	2
333.74032B1	Controlled Sub - Possession Methamphetamine	10
333.74032C-A	Controlled Sub - Possession (LSD & Schedule 5)	1
333.74032D	Controlled Sub - Poss Marijuana	1
333.74042A	Contr. Sub Use (Narcotic, Cocaine, Methamphetamine)	1

Total Cases	Prison 31%	Probation 51%	Jail* 13%	Other** 5%
49,076	15,272	24,734	6,448	2,622
7,085	981	4,794	993	317
19		14	3	2
5	1	3	1	
25		15	8	2
4	1	3		
2	1	1		
1			1	
35	10	16	8	1
2		2		
10	6	3	1	
3	1	2		
95	16	57	15	7
8		7	1	
2242	275	1453	303	211
326	19	256	30	21
7		7		
1		1		
12	1	8	2	1
7	1	6		
3		1	2	
1		1		
1		1		
4	1	3		
3	1	2		
4		4		
8		5	2	1
2	2			
3	3			
1	1			
17	16	1		
1	1			
56	12	35	6	3
9	3	5	1	
4679	582	2968	1021	108
765	34	648	77	6
97	3	69	18	7
6	1	4	1	
298	18	204	53	23
24		21	3	
21	1	13	3	4
1			1	
33	4	25	3	1
7		7		
3			3	
34	1	15	17	1
5		2	2	1

NOTE: Be sure to check for related offense codes when examining a particular type of crime. They may or may not be in sequential order or even on the same page.

# A2 2001 Criminal Court Dispositions by Offense and Type of Disposition

## All Offenses

Page Five of Twenty-two

Compiled Laws	Offense	Maximum
TOTAL COUNTS		VIOLATIONS ATTEMPTS
333.74042B	Controlled Sub, Use	1
		ATTEMPTS
333.7405	Contr. Sub. - Licensee Prescription Violations	2
		ATTEMPTS
333.7405D	Contr. Sub - Maintain or Keep Drug House	2
		ATTEMPTS
333.7407	Controlled Substances, Fraud	4
		ATTEMPTS
333.7407A-A	Controlled Sub - Induce Person to Commit Felony	LIFE
		ATTEMPTS
333.7407A1-A	Controlled Sub - Attempted Felony	LIFE
		ATTEMPTS
333.74071A	Controlled Sub. Licensee Distribute w/o Order Form	4
		ATTEMPTS
333.74071C	Controlled Sub - Obtain by Fraud	4
		ATTEMPTS
333.74071CA	Controlled Sub - Obtain by Fraud (Attempt)	4
		ATTEMPTS
333.74071G	Controlled Sub - Counterfeit Prescription Form	4
		ATTEMPTS
333.7410	Contr. Sub - Delivery to Minor/Poss on School Property	60
		ATTEMPTS
333.7410A	Contr. Sub - Delivery/Poss in Park	2
		ATTEMPTS
333.74101-B	Contr. Sub - Delivery to Minor (Sch 1-3 ex Marij/Cocaine)	14
		ATTEMPTS
333.74101-D	Contr. Sub - Delivery to Minor (Sch. 4 & Marijuana)	8
		ATTEMPTS
333.74102-A	Contr. Sub - Del on School Prop (Narc. or Cocaine) <50g	60
		ATTEMPTS
333.74103	Contr. Sub - Poss w/Int on School Prop (Narc/Cocaine) <50g	40
		ATTEMPTS
333.74104-A	Contr. Sub - Poss on School Prop (Narc. or Cocaine <25 Grams	8
		ATTEMPTS
333.74104-B	Controlled Sub - Poss on School Prop (Sch 1,2,3,4)	4
		ATTEMPTS
333.74104-D	Controlled Sub - Possess Marijuana on School Property	2
		ATTEMPTS
333.7413	Controlled Sub - Second Offense	LIFE
		ATTEMPTS
333.74132	Controlled Sub - Second Offense - Double Penalty	LIFE
		ATTEMPTS
400.60	Welfare Fraud	4
		ATTEMPTS
400.601-B	Welfare Fraud - Over \$500	4
		ATTEMPTS
400.602	Welfare Fraud Fail to Inform	4
		ATTEMPTS
400.602-B	Welfare Fraud - Fail to Inform \$500 or More	4
		ATTEMPTS
400.604	Welfare Fraud - Kickback/Referral Fee	4
		ATTEMPTS

Total Cases	Prison 31%	Probation 51%	Jail* 13%	Other** 5%
49,076	15,272	24,734	6,448	2,622
7,085	981	4,794	993	317
2			2	
1			1	
384	31	258	70	25
6		4	1	1
1		1		
11	4	5	1	1
2	1	1		
17	3	12	2	
36	4	18	12	2
2		2		
154	15	104	30	5
33	4	23	5	1
6		5	1	
23	1	18	4	
9	2	5	1	1
4		4		
1	1			
6	1	5		
3	2	1		
8	2	5	1	
1	1			
2	2			
3	2	1		
1			1	
4		4		
13		7	3	3
6		2	4	
309	70	149	85	5
1		1		
2		2		
2		2		
23	4	15	2	2
3	1	1	1	
6		5	1	
1	1			
217	9	198	8	2
13		10	1	2
1		1		

NOTE: Be sure to check for related offense codes when examining a particular type of crime. They may or may not be in sequential order or even on the same page.

# A2 2001 Criminal Court Dispositions by Offense and Type of Disposition All Offenses

Page Six of Twenty-two

Compiled Laws	Offense	Maximum
TOTAL COUNTS		VIOLATIONS ATTEMPTS
400.6071	Medicaid Fraud - False Claim	4
400.71313A	Adult Foster Care - Operate w/o License	2
432.2182	Gambling Activity-Felony Violations	10
432.30	Lottery - Forging/Counterfeiting a Ticket	5
436.17011-A	Alcohol - Sell/Furnish to Minor	MISD
436.17012	Alcohol - Sell/Furnish to Minor, Death Resulting	10
436.17031A	Alcohol-Buy/Consume/Possess by Minor	MISD
436.17031B	Alcohol-Buy/Consume/Possess by Minor 2nd Offense	MISD
436.17031C	Alcohol-Buy/Consume/Possess by Minor 3rd Offense	MISD
436.33B1A	Alcohol - Minor, Purchase/Poss/Consume	MISD
445.1528	Pyramid Scheme - Offer/Sell Participation	7
445.1538	Franchise Investment Law Penalty	7
451.701	Securities - Sale of Unregistered	10
500.45111	Insurance - Fraudulent Acts	4
500.45112	Insurance Fraud - Conspiracies	10
570.1110	False Sworn Statement by Contractor	10
570.152	Contractor - Fraudulent Use of Building Contract Fund	3
722.6411	Tobacco - Furnish to Minor	MISD
722.642	Tobacco Possession/Use by Minor	MISD
722.675	Distributing Obscene Matter to Minor	2
750.10A	Sexually Delinquent	LIFE
750.11	Abduction, Compel Woman to Marry	LIFE
750.110-A	Break & Enter - Unoccup. Bldg. w/Intent	10
750.110A2	Home Invasion - 1st Degree	20
750.110A3	Home Invasion - 2nd Degree	15
750.110A4	Home Invasion - 3rd Degree	5

Total Cases	Prison 31%	Probation 51%	Jail* 13%	Other** 5%
49,076	15,272	24,734	6,448	2,622
7,085	981	4,794	993	317
9	1	7	1	
6		5	1	
1				1
6	2	3	1	
5		5		
3	1	1		1
1			1	
2		2		
52		13	31	8
9			6	3
4	1		2	1
1			1	
7		4	3	
5		5		
1			1	
70	6	55	4	5
15	3	10	2	
21	2	14	1	4
1		1		
1		1		
22	5	13	2	2
2		2		
3			3	
3			3	
6	3	1	2	
31	25	3	2	1
3	1	2		
1418	516	580	145	177
315	74	170	34	37
529	379	97	23	30
97	37	53	5	2
1315	628	477	99	111
159	64	72	10	13
239	51	146	25	17
21	2	9	9	1

NOTE: Be sure to check for related offense codes when examining a particular type of crime. They may or may not be in sequential order or even on the same page.

# A2 2001 Criminal Court Dispositions by Offense and Type of Disposition

## All Offenses

Page Seven of Twenty-two

Compiled Laws	Offense	Maximum
TOTAL COUNTS		VIOLATIONS ATTEMPTS
750.110-B	Break & Enter Occup Bldg. w/Intent	15 ATTEMPTS
750.111	Entering w/o Breaking	5 ATTEMPTS
750.116	Possession of Burglars Tools	10 ATTEMPTS
750.117	Bribery of Public Officer	4 ATTEMPTS
750.1227A	Witness - Bribe/Intimidate/Interfere	4 ATTEMPTS
750.13	Entice Away Female Under 16	10 ATTEMPTS
750.131	Check - Non-Sufficient Funds	2 ATTEMPTS
750.131A	Checks w/o Account or w/o Suff Funds	2 ATTEMPTS
750.131A1	Check - No Account	2 ATTEMPTS
750.131A2	Check - 3 Non-Sufficient Funds Within 10 Days	2 ATTEMPTS
750.1313B1	Checks Non-Sufficient Funds Between \$100 - <\$500	1 ATTEMPTS
750.1313C	Check - Non-Sufficient Funds - \$500 or More	2 ATTEMPTS
750.135	Child Abuse - Abandonment	10 ATTEMPTS
750.136B	Child Abuse	15 ATTEMPTS
750.136B2	Child Abuse, 1st Degree	15 ATTEMPTS
750.136B3	Child Abuse, 2nd Degree	4 ATTEMPTS
750.136B4	Child Abuse, 3rd Degree	2 ATTEMPTS
750.136B5	Child Abuse, 4th Degree	1 ATTEMPTS
750.145C2	Child Sexually Abusive Activity	20 ATTEMPTS
750.145C3	Child Sex Abuse Activity - Distribute or Promote	7 ATTEMPTS
750.145D2	Computers-Commit Proscribed Conduct	20 ATTEMPTS
750.145D2B	Computers-Commit Crime w/Term betw 1 - 2 Years	2 ATTEMPTS
750.145D2E	Computers-Commit Crime w/Term betw 10 - 15 Years	15 ATTEMPTS
750.145N1	Abuse Vulnerable Adult - 1st Degree	15 ATTEMPTS
750.145N2	Abuse Vulnerable Adult - 2nd Degree	4 ATTEMPTS
750.145N3	Abuse Vulnerable Adult - 3rd Degree	2 ATTEMPTS

Total Cases	Prison 31%	Probation 51%	Jail* 13%	Other** 5%
49,076	15,272	24,734	6,448	2,622
7,085	981	4,794	993	317
92	40	34	14	4
3		1	2	
113	35	53	17	8
15	4	6	5	
39	16	18	2	3
6		5		1
1		1		
1		1		
2	1	1		
1		1		
1			1	
1		1		
76	14	40	19	3
6		4	1	1
345	56	194	81	14
13		8	5	
138	19	85	23	11
4		4		
1		1		
25	2	19	3	1
1		1		
2			2	
34	20	11	2	1
5	2	3		
70	14	43	10	3
3	1	2		
115	9	87	17	2
4		3	1	
1		1		
26	21	4	1	
2	1		1	
10	8	2		
2		2		
14	4	10		
4	1	3		
2	1	1		
1		1		
2		2		
3		2		1

NOTE: Be sure to check for related offense codes when examining a particular type of crime. They may or may not be in sequential order or even on the same page.

# A2 2001 Criminal Court Dispositions by Offense and Type of Disposition

## All Offenses

Page Eight of Twenty-two

Compiled Laws	Offense	Maximum
	TOTAL COUNTS	VIOLATIONS ATTEMPTS
750.147B	Ethnic Intimidation	2
		ATTEMPTS
750.157A	Conspiracy	5
		ATTEMPTS
750.157AB	Conspiracy - Gambling Illegally	5
		ATTEMPTS
750.157B	Solicit to Murder, Other Felony	LIFE
		ATTEMPTS
750.157B2	Solicit to Murder	LIFE
		ATTEMPTS
750.157B3	Solicit to Commit Felony	5
		ATTEMPTS
750.157C	Solicit, Minor to Commit Felony	LIFE
		ATTEMPTS
750.157N	Financial Transaction Device, Steal/ Retain/Poss	4
		ATTEMPTS
750.157N1	Financial Transaction Device - Steal/ Retain w/o Consent	4
		ATTEMPTS
750.157N2	Financial Transaction Device - Poss Fraudulent One	4
		ATTEMPTS
750.157P	Financial Transaction Device - Poss w/Intent to Use/Sell	4
		ATTEMPTS
750.157Q	Financial Transaction Device - Illegal Sale/Use	4
		ATTEMPTS
750.157R	Financial Transaction Device - Forge/Alter/Counterfeiting	4
		ATTEMPTS
750.157T	Financial Trans Device - Sale of Goods or Services	4
		ATTEMPTS
750.157U	Financial Transaction Device - Overcharging	4
		ATTEMPTS
750.157V	Financial Transaction Device - False ID	4
		ATTEMPTS
750.157W	Financial Trans Device - Fraudulent Withdrawals/Transfers	10
		ATTEMPTS
750.157W1C1	Financial Trans Device-Fraud Betw \$1K & <\$20K	5
		ATTEMPTS
750.158	Sodomy	15
		ATTEMPTS
750.159I1	Criminal Enterprise - Conducting	20
		ATTEMPTS
750.159I2	Criminal Enterprise - Acquire/ Maintain	20
		ATTEMPTS
750.159I4-A	Criminal Enterprise - Conspiracy	20
		ATTEMPTS
750.160	Dead Bodies - Disinterment & Mutilation	10
		ATTEMPTS
750.161	Desertion & Non-Support	3
		ATTEMPTS
750.165	Refusing to Support Spouse or Children	4
		ATTEMPTS
750.174	Embezzle - Agt, Serv, Emp, Trustee	10
		ATTEMPTS

Total Cases	Prison 31%	Probation 51%	Jail* 13%	Other** 5%
49,076	15,272	24,734	6,448	2,622
7,085	981	4,794	993	317
24	5	18		1
2		2		
8	3	4	1	
2		1		1
1		1		
3	2		1	
10	9	1		
1	1			
1	1			
1	1			
26	4	10	10	2
4		1	3	
481	57	274	74	76
70	5	48	12	5
46	11	25	7	3
2		2		
92	12	49	21	10
19	2	12	2	3
167	19	100	16	32
28		20	5	3
2	1		1	
5		4		1
12	1	6	2	3
1			1	
37	3	30	4	
5		5		
1		1		
3	1	1	1	
2		2		
1		1		
14	11	3		
2	2			
3	3			
4	4			
57	8	38	8	3
73	7	61	2	3
98	16	69	3	10
35	3	29	1	2
42	11	12	18	1
7	1	5	1	

NOTE: Be sure to check for related offense codes when examining a particular type of crime. They may or may not be in sequential order or even on the same page.

# A2 2001 Criminal Court Dispositions by Offense and Type of Disposition

## All Offenses

Page Nine of Twenty-two

Compiled Laws	Offense	Maximum
TOTAL COUNTS	VIOLATIONS ATTEMPTS	
750.174-A	Embezzlement - Agent or Trustee Under \$100	MISD ATTEMPTS
750.174-B	Embezzlement - Agent or Trustee Over \$100	10 ATTEMPTS
750.1743A	Embezzlement - Agent or Trustee Betw \$200 and <\$1K	1 ATTEMPTS
750.1744A	Embezzlement - Agent or Trustee Betw \$1K and <\$20K	5 ATTEMPTS
750.1744B	Embezzle - Agent or Trustee -Betw \$200 & <\$1K, 2nd Off	5 ATTEMPTS
750.1745A	Embezzlement - Agent or Trustee \$20K or More	10 ATTEMPTS
750.175	Embezzle - Public Officer, Agent, Servant Over \$50	10 ATTEMPTS
750.177A	Embezzle, Chattel Mortgage Over \$100	2 ATTEMPTS
750.180	Embezzlement - Financial Institutions	20 ATTEMPTS
750.181	Embezzlement - Jointly Held Property	10 ATTEMPTS
750.183-A	Escape-Aiding Prisoner-Felony	7 ATTEMPTS
750.186	Escape-Aiding from Boy's Training School	1 ATTEMPTS
750.186A	Escape from Juvenile Facility	4 ATTEMPTS
750.193	Break, Escape or Attempt to Break, Escape Prison	5 ATTEMPTS
750.1951	Escape from Misdemeanor Jail Sentence	2 ATTEMPTS
750.1952	Escape - From Felony Jail Sentence	4 ATTEMPTS
750.197	Break Esc Jail While Awaiting Trial	4 ATTEMPTS
750.197C	Assault Employee and/or Escape Jail Through Violence	4 ATTEMPTS
750.197CA	Assault Prison Employee	4 ATTEMPTS
750.197CB	Escape - Jail Through Violence	4 ATTEMPTS
750.1971	Escape Awaiting Trial For Misdemeanor	2 ATTEMPTS
750.1972	Escape - Awaiting Trial for Felony	4 ATTEMPTS
750.199	Harboring Escapee	MISD ATTEMPTS
750.199A	Absconding or Forfeiting Bond	4 ATTEMPTS
750.204A	Explosive, Sending w/Int to Frighten	5 ATTEMPTS
750.2042A	Explosive, Send w/Int Injure/Destroy	15 ATTEMPTS

Total Cases	Prison 31%	Probation 51%	Jail* 13%	Other** 5%
49,076	15,272	24,734	6,448	2,622
7,085	981	4,794	993	317
2		2		
1			1	
80	25	31	21	3
15	2	8	5	
38		33	5	
442	22	329	13	78
84	3	62	9	10
8	1	5	1	1
73	14	56	1	2
6		6		
4		3		1
1		1		
3		2		1
2				2
1		1		
1			1	
29	10	10	7	2
9	2	5	2	
138	126	2	10	
5	4	1		
17	6	5	6	
1			1	
37	19	3	15	
4	1		3	
1	1			
72	55	11	6	
10	6	2	2	
15	12	1	2	
2	2			
1	1			
9	3	4	2	
23	15	6	2	
5	2	3		
1			1	
90	36	19	34	1
16	2	3	11	
2	1	1		
1	1			

NOTE: Be sure to check for related offense codes when examining a particular type of crime. They may or may not be in sequential order or even on the same page.

# A2 2001 Criminal Court Dispositions by Offense and Type of Disposition All Offenses

Page Ten of Twenty-two

Compiled Laws	Offense	Maximum
TOTAL COUNTS	VIOLATIONS	
	ATTEMPTS	
750.205A	Explosive, Delivery w/Intent to Frighten	4
750.206	Explosive, Place w/Int to Damage	25
750.2072A	Explosives - Place Near Property	15
750.2072B	Explosives, Place Near Prop, Cause Property Damage	20
750.209	Explosives - Place Offensive Alarm/Inj/Destroy	LIFE
750.209A	Explosives - Poss w/Intent to Terrorize	10
750.209-B	Explosives - Place Offensive Subs w/Int To Alarm	5
750.210	Explosives - Possession of a Bomb w/Unlawful Intent	LIFE
750.2102A	Explosives - Poss Bomb w/Unlawful Intent	15
750.211A	Explosives - Poss & Use	LIFE
750.211A2A	Explosives - Poss of Molotov Cocktail/Other Expl.	15
750.211A2B	Explosives - Poss Molotov Cocktail Causing Property Damage	20
750.211A2C	Explosives - Poss Molotov Cocktail Cause Injury	25
750.211A2D	Explosives - Poss Molotov Cocktail Cause Serious Injury	LIFE
750.213	Extortion	20
750.217B	False Personation - Utility Worker	2
750.218	False Pretenses w/Int to Defraud	10
750.218-B	False Pretenses - Over \$100	10
750.2184A	False Pretenses - \$1,000 or More, Less Than \$20,000	5
750.2184B	False Pretenses - Between \$200 - \$1K 2nd Offense	5
750.2185A	False Pretenses - \$20K or More	10
750.219AB	Telephone-Obtain Serv False ID Over \$100	4
750.219A2C1	Telephone - Avoid Payment Betw \$1K & <\$20K	5
750.219E	Financial Institution, Unauthorized Credit Application	4
750.2234	Weapon, Firearm, Sale to Felon	10
750.224	Weapons, Dangerous Weapon Sale/Poss	5

Total Cases	Prison 31%	Probation 51%	Jail* 13%	Other** 5%
49,076	15,272	24,734	6,448	2,622
7,085	981	4,794	993	317
1		1		
1			1	
1				1
3				3
2		1		1
1	1			
2	1	1		
1		1		
5	2	3		
1	1			
1		1		
4	3		1	
1				1
1	1			
9	3	4		2
3			2	1
1		1		
2		2		
1	1			
1	1			
22	11	10	1	
4	1	3		
2	1		1	
12	3	8	1	
5	3	1	1	
31	15	13	3	
7	4	2	1	
165	32	115	11	7
31	4	21	5	1
2		2		
34	7	22	5	
5		3	2	
1		1		
7	2	4		1
2		2		
10		8	2	
1		1		
1		1		
19	8	8	3	
2		1	1	

NOTE: Be sure to check for related offense codes when examining a particular type of crime. They may or may not be in sequential order or even on the same page.



# A2 2001 Criminal Court Dispositions by Offense and Type of Disposition

## All Offenses

Page Eleven of Twenty-two

Compiled Laws	Offense	Maximum
TOTAL COUNTS		VIOLATIONS ATTEMPTS
750.224A	Weapon, Taser, Poss or Sale	4
750.224B	Weapon, Short-Barrel Shotgun/ Rifle	5
750.224C	Weapon - Manufacture/Dist Piercing Ammo	4
750.224D2	Weapon, Chemical Type	2
750.224F	Weapon-Firearm, Poss by Felon	5
750.2241-A	Weapon, Dangerous Weapon - Misc	5
750.2241-B	Weapon, Dangerous Weapon - Gas Eject Dev	5
750.226	Carry Weapon W/Unlawful Intent	5
750.227	Carrying Concealed Weapons	5
750.227A	Weapons - Firearms - Unlawful Poss By Sec. Guard	4
750.227B	Felony Firearm	10
750.227B-A	Weapons - Felony Firearm	2
750.227B-B	Weapons - Felony Firearm - 2nd Offense	5
750.227C	Poss of Loaded Firearm in Vehicle	2
750.227D	Poss of Firearm in Motor Vehicle	MISD
750.227F	Body Armor - Wear During Violent Crime	4
750.228	Weapons - Firearms, Fail to Present Safety Inspection	MISD
750.230	Weapons - Firearms, Altering ID Marks	2
750.232A3	Weapons - Firearms, False App	4
750.234	Firearm, Discharge/Aim w/o Malice	1
750.234A	Firearm, Discharge from a Vehicle	4
750.234B	Firearm, Discharge In/At Dwelling	4
750.237A1	Weapon-Free School Zone - General Felony	5
750.2411	Fireman - Obstructing	4
750.248	Forgery of Records, Other Instruments	14
750.248A	Financial Transaction Device - Utter & Publish	4

Total Cases	Prison 31%	Probation 51%	Jail* 13%	Other** 5%
49,076	15,272	24,734	6,448	2,622
7,085	981	4,794	993	317
31	4	19	3	5
5	1	3	1	
81	30	38	10	3
13	1	11	1	
1		1		
13	3	8		2
591	354	173	58	6
10	1	6	3	
30	2	13	9	6
5	1	4		
5	1	2	1	1
66	25	28	9	4
2	1	1		
1480	295	862	206	117
506	46	366	49	45
5	1	4		
1			1	
21	14	7		
132	109	19	2	2
5	1	3		1
3	1	2		
55	2	40	12	1
12		7	4	1
1		1		
3	2	1		
1			1	
9	2	5	2	
1		1		
1		1		
16	9	6	1	
2		2		
70	35	33	1	1
5		5		
1		1		
4		3	1	
2		2		
263	68	148	27	20
33	6	21	4	2
13	3	8	1	1
4	1	3		

NOTE: Be sure to check for related offense codes when examining a particular type of crime. They may or may not be in sequential order or even on the same page.

# A2 2001 Criminal Court Dispositions by Offense and Type of Disposition

## All Offenses

Page Twelve of Twenty-two

Compiled Laws	Offense	Maximum
TOTAL COUNTS	VIOLATIONS	
	ATTEMPTS	
750.249	Uttering & Publishing	14
	ATTEMPTS	
750.249A	Financial Transaction Device - Forgery	4
	ATTEMPTS	
750.250	Forgery of State Warrant	7
	ATTEMPTS	
750.251	Forgery of Bank Bills/Promisory Notes	7
	ATTEMPTS	
750.252	Counterfeit Notes Poss w/Int to Utter & Publish	7
	ATTEMPTS	
750.253	Uttering & Publishing Counterfeit Bills or Notes	5
	ATTEMPTS	
750.254	Forged Bills, Notes, Possession w/Int to Utter & Publish	5
	ATTEMPTS	
750.255	Counterfeiting - Possession of Tools	10
	ATTEMPTS	
750.259	Counterfeiting - Affix Fictitious Signature	14 mo
	ATTEMPTS	
750.260	Counterfeiting - Coins/Poss of More than 5	LIFE
	ATTEMPTS	
750.261	Counterfeiting - Coins/Poss of Less than 5	10
	ATTEMPTS	
750.2632	Counterfeiting - Del/Poss w/False ID Marks	1
	ATTEMPTS	
750.2633	Counterfeiting - Del/Poss w/False ID Marks 2nd Offense	5
	ATTEMPTS	
750.273	Signature, Obtain w/Int to Defraud	10
	ATTEMPTS	
750.279	Fraudulent Disposition of Exhausted Property	4
	ATTEMPTS	
750.280	Gross Frauds & Cheats at Common Law	10
	ATTEMPTS	
750.282	Public Utility - Fraudulent Use	4
	ATTEMPTS	
750.285	Obtain Personal Identity Info w/o Permission	5
	ATTEMPTS	
750.30	Adultery	4
	ATTEMPTS	
750.300A1B	Food Stamps - Fraud Between \$200- \$1K	5
	ATTEMPTS	
750.300A1C	Food Stamps - Fraud Over \$1,000	10
	ATTEMPTS	
750.301	Gambling - Taking Bets	1
	ATTEMPTS	
750.303	Gaming Room for Hire or Gain	2
	ATTEMPTS	
750.316	First Degree Murder	LIFE
	ATTEMPTS	
750.316-A	Murder - 1st Degree - Premeditated	LIFE
	ATTEMPTS	
750.316-B	Murder - Felony	LIFE
	ATTEMPTS	

Total	Prison	Probation	Jail*	Other**
Cases	31%	51%	13%	5%
49,076	15,272	24,734	6,448	2,622
7,085	981	4,794	993	317
1879	520	983	254	122
494	70	337	71	16
5	3	2		
14	4	8	2	
6	2	2		2
4				4
4		1	1	2
22	2	13	6	1
3		3		
19	3	11	2	3
6		4	2	
1	1			
1			1	
2		2		
1			1	
12	1	7		4
4	2	1	1	
1				1
2			2	
1		1		
1	1			
1		1		
4	1	3		
1			1	
2				
1		1		
5	1	3	1	
2		2		
1		1		
2		1		1
4		4		
1		1		
5		5		
1			1	
29	29			
72	72			
52	52			

NOTE: Be sure to check for related offense codes when examining a particular type of crime. They may or may not be in sequential order or even on the same page.

# A2 2001 Criminal Court Dispositions by Offense and Type of Disposition

## All Offenses

Page Thirteen of Twenty-two

Compiled Laws	Offense	Maximum
	TOTAL COUNTS	VIOLATIONS ATTEMPTS
750.316-C	Murder - Open - Statutory Short Form	LIFE ATTEMPTS
750.317	Second Degree Murder	LIFE ATTEMPTS
750.321	Manslaughter	15 ATTEMPTS
750.321-A	Manslaughter - Statutory Short Form	15 ATTEMPTS
750.321-C	Manslaughter - Involuntary	15 ATTEMPTS
750.321-E	Manslaughter with Motor Vehicle	15 ATTEMPTS
750.324	Negligent Homicide	2 ATTEMPTS
750.327	Death - Explosives Placed in Vehicle	LIFE ATTEMPTS
750.329	Death, Firearm without Malice	15 ATTEMPTS
750.335	Lewd & Lascivious Conduct	1 ATTEMPTS
750.335A	Indecent Exposure (Sexually Delinquent Person)	LIFE ATTEMPTS
750.338	Gross Indecency Between Males - Commit/Procure	5 ATTEMPTS
750.338A	Gross Indecency Between Females - Commit/Procure	5 ATTEMPTS
750.338B	Gross Indecency Male and Female - Commit/Procure	5 ATTEMPTS
750.349	Kidnapping	LIFE ATTEMPTS
750.349A	Prisoner Taking a Hostage	LIFE ATTEMPTS
750.350	Kidnapping - Child Enticement	LIFE ATTEMPTS
750.350A1	Kidnapping - Custodial Interference	13 mo. ATTEMPTS
750.356	Larceny	10 ATTEMPTS
750.356-A	Larceny - Over \$100	5 ATTEMPTS
750.356A	Larceny, Motor Vehicle	10 ATTEMPTS
750.356A-A	Larceny - From a Motor Vehicle	5 ATTEMPTS
750.356A-B	Breaking and Entering - A Vehicle Steal Prop. Over \$5	5 ATTEMPTS
750.356A-C	Breaking and Entering - A Vehicle (with Damage)	5 ATTEMPTS
750.356A1	Larceny - From a Motor Vehicle	5 ATTEMPTS
750.356A2C1	Breaking and Entering - A Vehicle Steal Prop. \$1K - <\$20K	5 ATTEMPTS

Total Cases	Prison 31%	Probation 51%	Jail* 13%	Other** 5%
49,076	15,272	24,734	6,448	2,622
7,085	981	4,794	993	317
10	10			
226	226			
31	23	7	1	
28	25	3		
2	1	1		
30	26	4		
21	16	4		1
1	1			
112	21	80	5	6
8		6	1	1
1		1		
1		1		
2		2		
2	2			
17		14	2	1
6		6		
1		1		
20	2	11	4	3
38	38			
14	6	4	2	2
1	1			
4	4			
3	1	2		
2	1	1		
30	13	8	7	2
5	1	3	1	
36	16	3	17	
9	3	3	3	
87	27	27	24	9
20	5	11	1	3
13	5	2	6	
9	2	3	2	2
43	20	4	19	
8		2	6	
30	6	5	17	2
7	3	1	3	
290	35	145	28	82
55	5	36	7	7
45	11	19	3	12
9	4	3	2	

NOTE: Be sure to check for related offense codes when examining a particular type of crime. They may or may not be in sequential order or even on the same page.

# A2 2001 Criminal Court Dispositions by Offense and Type of Disposition

## All Offenses

Page Fourteen of Twenty-two

Compiled Laws	Offense	Maximum
TOTAL COUNTS	VIOLATIONS ATTEMPTS	
750.356A2D1	Breaking and Entering - A Vehicle Steal Prop. \$20K+	10
750.356A3	Breaking and Entering - A Vehicle (with Damage)	5
750.356B	B & E Coin Operated Telephone	4
750.356C	Retail Fraud - 1st Degree	5
750.356D	Retail Fraud - 2nd Degree	1
750.356D4	Retail Fraud - 3rd Degree	MISD
750.3562A	Larceny - \$20,000 or More	10
750.3562B	Larceny - \$1000 Or More but Less Than \$20,000 - 3rd Off	10
750.3563A	Larceny - \$1,000 Or More But Less Than \$20,000	5
750.3563B	Larceny - \$200 Or More But Less Than \$1,000 - 2nd Offense	5
750.3564A	Larceny - \$200 Or More But Less Than \$1000	1
750.357	Larceny from Person	10
750.357A	Larceny Livestock	4
750.357B	Firearms, Stealing of Another	5
750.360	Larceny in Building	4
750.362	Larceny By Conversion	10
750.3622A	Larceny by Conversion \$20K+	10
750.3623A	Larceny - By Conversion Betw \$1K and <\$20K	5
750.362A	Fail to Return Rented Property	10
750.362-A	Larceny - By Conversion Over \$100	5
750.362A2A	Failure to Return Rented Property Over \$20,000	10
750.362A3A	Failure to Return Rented Property Betw \$1K & <\$20K	5
750.362AA	Failure to Return Rented Property Over \$100	2
750.363	Larceny by False Personation	10
750.3633A	Larceny by False Personation Betw \$1K & <\$20K	5
750.3673A	Larceny - Trees & Shrubs Betw \$1K & <\$20K	5

Total Cases	Prison 31%	Probation 51%	Jail* 13%	Other** 5%
49,076	15,272	24,734	6,448	2,622
7,085	981	4,794	993	317
1		1		
261	57	137	28	39
43	2	27	7	7
5		2	2	1
7		4	1	2
762	237	272	224	29
41	5	22	13	1
6	1	3	2	
2		1	1	
26	9	11	4	2
1	1			
1		1		
164	35	86	13	30
27	5	15	6	1
11	2	6	2	1
2	1	1		
2		1		1
335	130	150	40	15
52	14	24	9	5
1			1	
74	26	27	13	8
4	1	2	1	
1340	248	700	238	154
359	28	234	76	21
18	5	8	5	
2		2		
17	7	9		1
58	15	34	3	6
9	1	7		1
1			1	
10	5	2	3	
6		3	3	
1		1		
1		1		
22		20	1	1
7	3	3	1	
18	7	8	3	
4	1	1	2	
1			1	
1			1	
3	1	2		
1		1		
1		1		

NOTE: Be sure to check for related offense codes when examining a particular type of crime. They may or may not be in sequential order or even on the same page.

# A2 2001 Criminal Court Dispositions by Offense and Type of Disposition All Offenses

Page Fifteen of Twenty-two

Compiled Laws	Offense	Maximum
TOTAL COUNTS		VIOLATIONS ATTEMPTS
750.377A	Malicious Destruction of Personal Property	10
750.377AA	Malicious Destruction of Personal Property Over \$100	4
750.377A1A1	Malicious Destruction of Personal Property \$20K+	10
750.377A1B1	Mal Destr. of Personal Property Betw \$1K & <\$20K	5
750.377A1C1	Mal Destr. of Personal Property Betw \$200 & <\$1K	1
750.377B	Mal Destr. Police or Fire Dept Property	4
750.377C	Malicious Destruction of School Bus Intentional	5
750.378	Malicious Destruction of Dams/Reservoir	4
750.380	Malicious Destruction of Building	10
750.380A	Malicious Destruction of Building Over \$100	4
750.3802A	Malicious Destruction of Building Over \$20K	10
750.3803A	Malicious Destruction of Building Betw \$1K & <\$20K	5
750.3804A	Malicious Destruction of Building Betw \$200 & <\$1K	1
750.382	Malicious Destruction of Trees & Shrubs	10
750.3821B1	Malicious Destruction of Trees & Shrubs Betw \$200 & <\$1000	1
750.3821C1	Malicious Destr. - Trees, etc. Betw \$1K & <\$20K	5
750.383A	Malicious Destruction of Utility Property	4
750.3872	Malicious Destr. Tombs/Memorials Felony	5
750.3875A	Malicious Destr. Tombs/Memorials Betw \$1K & <\$20K	5
750.397	Mayhem w/Int Disfigure/Maim	10
750.397A	Food - Place Harmful Objects In	10
750.411A	False Report of a Crime	10
750.411A1B	False Report of a Felony	4
750.411A2	False Bomb Threat	10
750.411A3A	False Report/Threat - Bomb, Harmful Materials	4
750.411H2B	Stalking a Minor	5

Total Cases	Prison 31%	Probation 51%	Jail* 13%	Other** 5%
49,076	15,272	24,734	6,448	2,622
7,085	981	4,794	993	317
18	3	5	9	1
5	1	3	1	
40	16	4	20	
6	3	1	2	
6	1	3		2
205	35	129	9	32
29	2	26	1	
6		3	3	
187	52	100	30	5
65	11	36	17	1
4	1		1	2
1		1		
6	1		5	
2		2		
16	7	4	5	
2	1	1		
1	1			
61	8	44	3	6
4	1	1		2
1		1		
1				1
1		1		
6	1	5		
4		1	3	
2		2		
2	1	1		
1		1		
1				
2				2
1				1
228	20	142	32	34
39	2	30	5	2
37	4	11	5	17
2		2		
3	2	1		
2		2		
2		2		

NOTE: Be sure to check for related offense codes when examining a particular type of crime. They may or may not be in sequential order or even on the same page.

# A2 2001 Criminal Court Dispositions by Offense and Type of Disposition

## All Offenses

Page Sixteen of Twenty-two

Compiled Laws	Offense	Maximum
TOTAL COUNTS		VIOLATIONS ATTEMPTS
750.411I	Stalking, Aggravated	5
750.411I2B	Stalking a Minor - Aggravated	10
750.411M	Money Laundering - 3rd Degree	5
750.411N	Money Laundering - 2nd Degree	10
750.411O	Money Laundering - 1st Degree	20
750.413	Unlawfully Driving Away an Automobile	5
750.414	Unlawful Use Auto w/o Intent to Steal	2
750.414A	MV Master Key - Illegal Possession	MISD
750.415	MV Conceal or Misrep ID w/Intent (Misd. or Felony)	10
750.4152	MV Conceal or Misrep ID w/Intent to Mislead (Felony)	4
750.417	MV - Mortgaged, Unlawful Removal From State	4
750.422	Perjury, Court Proceeding	15
750.423	Perjury - Wilfully Swear Falsely (Not Court Proceeding)	15
750.425	Incite or Procure to Commit Perjury	5
750.4361	Poison, Food/Drink/Medicine/Wells	5
750.439	Polygamy	4
750.451	Prostitution	2
750.451-B	Prostitution - 3rd Offense	2
750.452	Keeping House of Ill Fame	5
750.457	Accept Earnings of Prostitute	20
750.459	Prostitution - Transporting Female (perhaps compel)	20
750.479	Obstruct/Resist Public Officer Serving/Executing Process	20
750.479-A	Public Officer -Resist & Obstruct Serve Process/Order	2
750.479-B	Police Officer - Resist & Obstruct	2
750.479A	Police Officer - Fleeing	15
750.479A-B	Peace Officer - Resist Arrest Injury Inflicted	2

Total Cases	Prison 31%	Probation 51%	Jail* 13%	Other** 5%
49,076	15,272	24,734	6,448	2,622
7,085	981	4,794	993	317
197	74	97	21	5
17	4	10	3	
1	1			
1				1
1	1			
3	2	1		
869	335	352	134	48
150	34	77	33	6
539	81	279	135	44
21	1	12	7	1
1		1		
1		1		
3	1	2		
1			1	
30	5	20	5	
4		3	1	
1		1		
10		5	4	1
4		3	1	
1			1	
3		1	2	
3		3		
1		1		
1		1		
6		3	3	
47	7	14	26	
2		2		
2		2		
3	2		1	
1			1	
487	98	243	124	22
62	2	42	16	2
15	1	5	9	
5		2	3	
1170	250	556	319	45
156	7	86	59	4
1				1
37	9	18	10	
1	1			

NOTE: Be sure to check for related offense codes when examining a particular type of crime. They may or may not be in sequential order or even on the same page.

# A2 2001 Criminal Court Dispositions by Offense and Type of Disposition

## All Offenses

Page Seventeen of Twenty-two

Compiled Laws	Offense	Maximum
TOTAL COUNTS		VIOLATIONS ATTEMPTS
750.479A2	Police Officer - Fleeing - 4th Degree	2
750.479A3	Police Officer - Fleeing 3rd Degree	5
750.479A4	Police Officer - Fleeing - 2nd Offense	10
750.479A4-A	Police Officer - Fleeing (Penal Code) - 2nd Degree	10
750.479A5	Police Officer - Fleeing (Penal Code) Death Resulting	15
750.479A5-A	Police Officer - Fleeing (Penal Code) - 1st Degree	15
750.479B	Peace Officer, Disarming	10
750.479B2	Peace Officer - Disarming Firearm	10
750.49-A	Animals - Fighting	4
750.49-B	Animals, Attending Fight	4
750.49-C	Animals - Fighting, Poss of Equipment	4
750.491	Mutilating/Removing Public Records	2
750.492A1A	Medical Records - False Info on Charts - Care Provider	4
750.50B	Animals, Killing/Torturing	4
750.505	Common Law Offense, No Express Penalty	5
750.505-A	Obstruction of Justice	5
750.505-B	Accessory After the Fact to Felony	5
750.505C	Common Law Offenses	5
750.520	Criminal Sexual Conduct (CSC)	LIFE
750.520B	CSC - 1st Degree Multiple Variables	LIFE
750.520B1A	CSC - 1st Degree - Person Under 13	LIFE
750.520B1B	CSC - 1st Degree - Relationship	LIFE
750.520B1C	CSC - 1st Degree - During Felony	LIFE
750.520B1D	CSC - 1st Degree - Accomplices	LIFE
750.520B1E	CSC - 1st Degree - Weapon Used	LIFE
750.520B1F	CSC - 1st Degree - Personal Injury	LIFE

Total Cases	Prison 31%	Probation 51%	Jail* 13%	Other** 5%
49,076	15,272	24,734	6,448	2,622
7,085	981	4,794	993	317
358	59	195	87	17
29		19	10	
573	198	239	108	28
42	8	23	9	2
6	3	2	1	
12	10		2	
2		1	1	
2	2			
3	3			
21	3	12	5	1
1		1		
3		3		
17	8	5	2	2
6	1	4	1	
1		1		
1		1		
2		1	1	
2	1	1		
2		2		
30	8	15	5	2
5	1	2	2	
9	1	5	1	2
30	7	11	8	4
10	2	8		
77	29	34	8	6
5	1	2	1	1
4		4		
3	3			
76	73	2	1	
3	2			1
187	185	1	1	
20	10	9	1	
36	36			
1		1		
15	15			
6	5		1	
15	15			
1	1			
12	12			
3	3			

NOTE: Be sure to check for related offense codes when examining a particular type of crime. They may or may not be in sequential order or even on the same page.

# A2 2001 Criminal Court Dispositions by Offense and Type of Disposition

## All Offenses

Page Eighteen of Twenty-two

Compiled Laws	Offense	Maximum
TOTAL COUNTS		VIOLATIONS ATTEMPTS
750.520B1G	CSC - 1st Degree - Injury to Incap. Victim	LIFE ATTEMPTS
750.520B1H	CSC - 1st Degree - Mentally Disabled-Relation	LIFE ATTEMPTS
750.520C	CSC, 2nd Degree Multiple Variables	15 ATTEMPTS
750.520C1A	CSC - 2nd Degree - Person Under 13	15 ATTEMPTS
750.520C1B	CSC - 2nd Degree - Relationship	15 ATTEMPTS
750.520C1C	CSC - 2nd Degree - During Felony	15 ATTEMPTS
750.520C1D	CSC - 2nd Degree - Accomplices	15 ATTEMPTS
750.520C1E	CSC - 2nd Degree - Weapon Used	15 ATTEMPTS
750.520C1F	CSC - 2nd Degree - Personal Injury	15 ATTEMPTS
750.520C1G	CSC - 2nd Degree - Injury to Incap. Victim	15 ATTEMPTS
750.520C1H	CSC - 2nd Degree - Mentally Disabled-Relation	15 ATTEMPTS
750.520D	CSC, 3rd Degree Multiple Variables	15 ATTEMPTS
750.520D1A	CSC - 3rd Degree - Person 13 Through 15	15 ATTEMPTS
750.520D1B	CSC - 3rd Degree - Force or Coercion	15 ATTEMPTS
750.520D1C	CSC - 3rd Degree - Incapacitated Victim	15 ATTEMPTS
750.520D1D	CSC - 3rd Degree - Incest	15 ATTEMPTS
750.520E	CSC, 4th Degree Multiple Variables	2 ATTEMPTS
750.520E1A	CSC - 4th Degree - Force or Coercion	2 ATTEMPTS
750.520E1A-A	CSC - 4th Degree - Victim 13 Through 15	2 ATTEMPTS
750.520E1B	CSC - 4th Degree - Incapacitated Victim	2 ATTEMPTS
750.520E1F	CSC, 4th Degree - Detained Juvenile	2 ATTEMPTS
750.520E1G	CSC - 4th Degree - Incest	2 ATTEMPTS
750.520F	CSC - 2nd Offense	LIFE ATTEMPTS
750.520G	CSC - Assault with Intent to Commit CSC	10 ATTEMPTS
750.520G1	CSC - Assault with Intent to Commit Sexual Penetration	10 ATTEMPTS
750.520G2	CSC - Assault with intent to Commit CSC, 2nd Degree	5 ATTEMPTS

Total Cases	Prison 31%	Probation 51%	Jail* 13%	Other** 5%
49,076	15,272	24,734	6,448	2,622
7,085	981	4,794	993	317
1			1	
1	1			
131	62	54	13	2
22	7	8	4	3
396	244	140	10	2
46	21	22	3	
60	32	24	4	
14	5	9		
4	3		1	
1			1	
1		1		
3	3			
20	9	8	2	1
4	1	1	1	1
3	1	2		
92	77	8	3	4
28	7	17	3	1
257	191	36	10	20
102	32	57	9	4
58	54	1	3	
15	4	9	2	
10	10			
1		1		
14	12	1	1	
181	35	111	27	8
8	1	4	3	
266	51	165	41	9
10		7	3	
112	22	67	19	4
10		9	1	
33	7	21	4	1
1		1		
13	5	8		
1		1		
14	14			
4	4			
136	72	58	3	3
1		1		
68	40	25	3	
2	2			

NOTE: Be sure to check for related offense codes when examining a particular type of crime. They may or may not be in sequential order or even on the same page.



# A2 2001 Criminal Court Dispositions by Offense and Type of Disposition

## All Offenses

Page Nineteen of Twenty-two

Compiled Laws	Offense	Maximum
	TOTAL COUNTS	VIOLATIONS ATTEMPTS
750.529	Robbery Armed	LIFE
		ATTEMPTS
750.529A	Car Jacking	LIFE
		ATTEMPTS
750.530	Robbery Unarmed	15
		ATTEMPTS
750.531	Robbery, Bank/Safe/Vault	LIFE
		ATTEMPTS
750.531-A	Bank Robbery	LIFE
		ATTEMPTS
750.531-B	Safe Breaking	LIFE
		ATTEMPTS
750.532	Seduction	5
		ATTEMPTS
750.535	Stolen Property - Receiving and Concealing	10
		ATTEMPTS
750.535-A	Stolen Property - Receiving & Concealing Over \$100	5
		ATTEMPTS
750.535-B	Stolen Property - Receiving & Concealing \$100 or Less	MISD
		ATTEMPTS
750.535A	Motor Vehicles - Operating a Chop Shop	10
		ATTEMPTS
750.535A2	Motor Vehicles - Operating a Chop Shop	10
		ATTEMPTS
750.535B	Weapons, Firearms - Receiving & Concealing	10
		ATTEMPTS
750.5352	Stolen Property - Receiving/Concealing	10
		ATTEMPTS
750.5352A	Stolen Property - Rec & Conc \$20K+	10
		ATTEMPTS
750.5353A	Stolen Property - Rec & Conc Betw \$1K & <\$20K	5
		ATTEMPTS
750.5353B	Stolen Prop - Rec & Conc Betw \$200 & <\$1K, 2nd Offense	5
		ATTEMPTS
750.5354A	Stolen Prop - Rec & Conc Betw \$200 & <\$1K	1
		ATTEMPTS
750.539C	Eavesdropping Upon Private Conversation	2
		ATTEMPTS
750.539D	Eavesdropping - Installing Device	2
		ATTEMPTS
750.540	Cut, Break, Tap Wire or Cable	2
		ATTEMPTS
750.540C1	Telephone - Counterfeit Device Avoid Payment	4
		ATTEMPTS
750.72	Burning Dwelling House	20
		ATTEMPTS
750.72-A	Arson - Dwelling House	20
		ATTEMPTS
750.72-B	Arson - Dwelling House Curtilage	20
		ATTEMPTS
750.73	Arson - Real Property	10
		ATTEMPTS

Total Cases	Prison 31%	Probation 51%	Jail* 13%	Other** 5%
49,076	15,272	24,734	6,448	2,622
7,085	981	4,794	993	317
728	716	7	3	2
21	9	7	5	
129	127	2		
13	11	2		
480	265	159	33	23
37	13	17	5	2
18	16	2		
2		2		
68	58	6	4	
35	32	3		
10	3	4		3
14		14		
2		2		
58	17	21	17	3
13		8	4	1
152	51	35	59	7
22	5	10	7	
3		1	2	
1			1	
18	5	9	4	
5	2	2	1	
17	2	13	1	1
1		1		
57	24	21	11	1
11	3	3	4	1
1		1		
186	43	116	6	21
13	4	9		
1372	368	770	117	117
129	19	83	19	8
10	3	3	4	
2		2		
3	1	1		1
20	10	9		1
38	1	30	4	3
3		2	1	
4	2	1	1	
1		1		
21	17	4		
5		4	1	
57	34	21	1	1
13	6	7		
8	4	3		1
2		2		
52	25	24	3	
10	3	7		

NOTE: Be sure to check for related offense codes when examining a particular type of crime. They may or may not be in sequential order or even on the same page.

# A2 2001 Criminal Court Dispositions by Offense and Type of Disposition

## All Offenses

Page Twenty of Twenty-two

Compiled Laws	Offense	Maximum
TOTAL COUNTS	VIOLATIONS	
	ATTEMPTS	
750.74	Arson - Personal Property	10
	ATTEMPTS	
750.74B	Arson - Personal Property	4
	Over \$50	ATTEMPTS
750.741C1	Arson - Real/Personal Property	5
	Betw \$1K & <\$20K	ATTEMPTS
750.741D1	Arson - Personal Property	10
	\$20K+	ATTEMPTS
750.75	Arson - Insured Property	10
	ATTEMPTS	
750.77	Arson - Preparing to Burn	10
	ATTEMPTS	
750.771C1	Arson - Prepare to Burn Property	5
	Betw \$1K & <\$20K	ATTEMPTS
750.771D1	Arson - Prepare to Burn Prop	10
	\$20K+	ATTEMPTS
750.77-B	Arson - Prepare to Burn Real or	4
	Personal Prop >\$50	ATTEMPTS
750.78	Arson - Setting Fire to Woods/ Prairies/Grounds	4
	ATTEMPTS	
750.81	Assault or Assault and Battery	MISD
	ATTEMPTS	
750.81A	Assault - Aggravated	1
	ATTEMPTS	
750.81A2	Domestic Violence - Aggravated	1
	ATTEMPTS	
750.81A3	Domestic Violence - Aggravated	2
	2nd Offense	ATTEMPTS
750.812	Domestic Violence	MISD
	ATTEMPTS	
750.813	Domestic Violence	1
	2nd Offense	ATTEMPTS
750.814	Domestic Violence	2
	3rd Offense	ATTEMPTS
750.82	Felonious Assault	4
	ATTEMPTS	
750.822	Asslt W/Dangerous Weapon - Weapon-Free School Zone	4
	ATTEMPTS	
750.83	Asslt W/Int to Commit Murder	LIFE
	ATTEMPTS	
750.84	Asslt W/Int Gr Bod Hrm Less	10
	Murder	ATTEMPTS
750.86	Assault W/Intent to Maim	10
	ATTEMPTS	
750.87	Asslt W/Intent to Commit Felony	10
	ATTEMPTS	
750.88	Asslt W/Intent to Rob & Steal	15
	Unarmed	ATTEMPTS
750.89	Asslt W/Intent to Rob & Steal	LIFE
	Armed	ATTEMPTS
750.90CA	Miscarriage - Gross Negligence Against Pregnant Individual	15
	ATTEMPTS	

Total	Prison	Probation	Jail*	Other**
Cases	31%	51%	13%	5%
49,076	15,272	24,734	6,448	2,622
7,085	981	4,794	993	317
3	1	1	1	
2		2		
6	3	2	1	
2	1		1	
40	6	26	2	6
7	1	5	1	
4		4		
15	1	13	1	
4		2	1	1
8	1	6		1
15	3	11	1	
4		3		1
15	7	7		1
7	1	6		
6	2	3	1	
1			1	
3		3		
1			1	
5	1	2	2	
4	1	2	1	
30	3	19	7	1
1		1		
9	3	3	3	
1		1		
310	81	145	81	3
3		3		
1822	506	993	244	79
346	28	245	65	8
2	1	1		
155	148	3	4	
576	391	149	25	11
43	19	22	2	
2	1		1	
8	3	4	1	
1		1		
59	33	18	3	5
4	3	1		
145	133	9	3	
4	2	2		
2	2			

NOTE: Be sure to check for related offense codes when examining a particular type of crime. They may or may not be in sequential order or even on the same page.

# A2 2001 Criminal Court Dispositions by Offense and Type of Disposition

## All Offenses

Page Twenty-one of Twenty-two

Compiled Laws	Offense	Maximum
TOTAL COUNTS	VIOLATIONS	
	ATTEMPTS	
750.90DA	Miscarriage - OUIL Accident Against Pregnant Individual	15
750.91	Attempt to Murder	LIFE
750.92	Attempt Commit Crime	10
752.1003	False Health Care Claims	4
752.10031	Health Care Fraud - False Claim	4
752.10033	Health Care Fraud - False Statement	4
752.1004-A	Health Care Fraud - Kickbacks	4
752.10542	Copy Audio/Video For Gain - Felony	5
752.191	Felonious Driving	2
752.543	Unlawful Assembly	5
752.797	Computers-Use to Commit Crime	20
752.7971A	Computers-Use to Commit Crime, Less Than \$200	MISD
752.7971B1	Computers-Use to Commit Crime, Betw \$200 & <\$1K	MISD
752.7971C1	Computers-Commit Crime Betw \$1K & <\$20K	5
752.7971D1	Computers-Commit Crime Over \$20K	10
752.7973C	Computers-Use to Commit Crime, Penalty Betw 2-4 Yr	4
752.7973D	Computers-Use to Commit Crime, Penalty Betw 4-10 Yr	7
752.7973E	Computers-Use to Commit Crime, Penalty Betw 10-20 Yr	10
752.811	Break & Enter - Coin-Operated Device	3
752.811A	Break & Enter - Coin-Operated Device	3
752.811B	Break & Enter - Poss Tool to Open Coin-Operated Device	3
752.861	Weapons - Firearms, Careless Use Causing Injury/Death	2
752.881	Bow & Arrow, Reckless Use Causing Injury/Death	2
769.10	Habitual Offender Second Felony	LIFE
769.11	Habitual Offender Third Felony	LIFE
800.281	Prisons - Contraband	5

Total Cases	Prison 31%	Probation 51%	Jail* 13%	Other** 5%
49,076	15,272	24,734	6,448	2,622
7,085	981	4,794	993	317
1	1			
1	1			
1	1			
2	2			
1		1		
8		7		1
4	1	2		1
1				1
5	2	3		
5		5		
36	8	22	3	3
2	1	1		
5		3	2	
2	1	1		
2		2		
2		1		1
6	2	4		
2				2
1		1		
4		2		2
1		1		
5	2		2	1
66	16	29	7	14
6		4	2	
2	1		1	
22	2	12	5	3
1			1	
1		1		
1			1	
3	1		1	1

NOTE: Be sure to check for related offense codes when examining a particular type of crime. They may or may not be in sequential order or even on the same page.

# A2 2001 Criminal Court Dispositions by Offense and Type of Disposition

## All Offenses

Page Twenty-two of Twenty-two

Compiled Laws	Offense	Maximum
	TOTAL COUNTS	VIOLATIONS ATTEMPTS
800.2811	Prisons - Furnish Contraband to Prisoner in Prison	5
800.2813	Prisons - Bringing Contraband Into	5
800.2814	Prisons - Prisoner Possessing Contraband	5
800.2834	Prisons - Prisoner Possessing Weapon	5
801.2632	Jails - Prisoner Possessing Contraband	5

Total Cases	Prison 31%	Probation 51%	Jail* 13%	Other** 5%
49,076	15,272	24,734	6,448	2,622
7,085	981	4,794	993	317
6	3	1	1	1
19	9	6	2	2
3	1	2		
27	22		5	
2	2			
30	30			
4	4			
13	3	4	6	
1			1	

**NOTES:** Be sure to check for related offense codes when examining a particular type of crime. They may or may not be in sequential order or even on the same page.

Includes multiple dispositions per offender.

\* Includes Fine, Restitution, and Costs.

\*\* Includes Delayed and Suspended Sentences and HYTA Probation.

SOURCE: Basic Information Reports (BIR).

# A2a 2001 Criminal Court Dispositions by Offense and Type of Disposition Non-Assaultive Offenses

Page One of Thirteen

Compiled Laws	Offense	Maximum
	TOTAL COUNTS	VIOLATIONS
		ATTEMPTS
28.293	State ID Card - Illegal Use	15
		ATTEMPTS
28.2931	State ID Card - False Application	5
		ATTEMPTS
28.4229	Weapons - Handgun License Forgery	4
		ATTEMPTS
28.425B3	Weapons - Handgun False Info CCW Permit	4
		ATTEMPTS
28.729	Sex Offender - Fail to Register	4
		ATTEMPTS
28.7293	Sex Offender - Fail to Sign Registration	MISD
		ATTEMPTS
205.27	Taxes - Defraud/Evade Payment of	15
		ATTEMPTS
205.271A	Taxes - Fail to File/False Return	5
		ATTEMPTS
205.271C	Taxes - Making/Permit False Returns	5
		ATTEMPTS
205.4282	Tobacco Products Tax Act Violations Felony	5
		ATTEMPTS
205.4283	Tobacco Products Tax Act Violations Misd	MISD
		ATTEMPTS
205.4286	Tobacco Products Tax Act - Unauth Tax Stamps	10
		ATTEMPTS
257.254	MV Code - Intent to Pass False Title	10
		ATTEMPTS
257.257	License Documents/Plates Forgery	5
		ATTEMPTS
257.312	Operating: Violation of Restricted Use License	MISD
		ATTEMPTS
257.324	Operating: License Forged/Altered/ False ID	MISD
		ATTEMPTS
257.3291	Insurance Certificates - Poss/Sale of Stolen/Counterfeit	15
		ATTEMPTS
257.602	Disobey Police Traffic Order	MISD
		ATTEMPTS
257.617A	Fail to Stop at Scene of PI Accident	1
		ATTEMPTS
257.619	Fail to Give Info/Aid at Prop Damage Accident	MISD
		ATTEMPTS
257.625	Operating Motor Vehicle - Addict or Intox	20
		ATTEMPTS
257.625M5	Operating OUIL - Commercial Vehicle - 3rd Off	5
		ATTEMPTS
257.6251	Operate - Addict or Intox	5
		ATTEMPTS
257.6251-A	Operating - OUIL/Per Se	MISD
		ATTEMPTS

Total Cases	Prison 27%	Probation 53%	Jail* 13%	Other** 7%
23,975	6,438	12,710	3,081	1,746
3,478	514	2,177	564	223
1				1
9	2	7		
1		1		
1		1		
1		1		
134	35	61	36	2
52	6	20	26	
1		1		
2		2		
6		5	1	
3		3		
1		1		
13		13		
3		3		
1		1		
1		1		
47	6	35	5	1
2		1	1	
33	2	16	14	1
5		3	2	
1			1	
2		1	1	
8		6	2	
1			1	
4	1	3		
1			1	
1		1		
251	67	178	6	
1		1		
1		1		
3	1	2		
6	2	3	1	

NOTE: Be sure to check for related offense codes when examining a particular type of crime. They may or may not be in sequential order or even on the same page.

# A2a 2001 Criminal Court Dispositions by Offense and Type of Disposition Non-Assaultive Offenses

Page Two of Thirteen

Compiled Laws	Offense	Maximum
TOTAL COUNTS		VIOLATIONS ATTEMPTS
257.62510B	Operating - OWI - 2nd Offense	MISD ATTEMPTS
257.62510C	Operating - OWI - 3rd Offense	5 ATTEMPTS
257.6253-A	Operating Impaired	MISD ATTEMPTS
257.6256	Operating - OUIL/Per Se 3rd (Felony)	5 ATTEMPTS
257.6256-A	Operating a Vehicle - Minor	MISD ATTEMPTS
257.6256B	Operating - OUIL/Per Se/OWI - 2nd Offense	1 ATTEMPTS
257.6256D	Operating - OUIL/Per Se/OWI - 3rd Offense	5 ATTEMPTS
257.6257A1	Operating OUIL/Occupant < 16	1 ATTEMPTS
257.6257A2	Operating OUIL/Occupant < 16, 2nd Offense	5 ATTEMPTS
257.902	Poss & Display of License-Violation	5 ATTEMPTS
257.903	Motor Vehicle Code, False Certification	5 ATTEMPTS
257.904	Operate - License Suspended, Revoked	15 ATTEMPTS
257.9041B	Operate - Allow Suspend, Revoked to Operate	MISD ATTEMPTS
257.9041C	Operate - Allow Suspend/Revoke to Operate - 2nd Offense	1 ATTEMPTS
290.6313B	Weights & Measures - Intentional Violations	5 ATTEMPTS
328.232	Funeral Contracts - Conversion	5 ATTEMPTS
333.16294	Health Prof - Unauthorized Practice Felony	4 ATTEMPTS
400.60	Welfare Fraud	4 ATTEMPTS
400.601-B	Welfare Fraud - Over \$500	4 ATTEMPTS
400.602	Welfare Fraud Fail to Inform	4 ATTEMPTS
400.602-B	Welfare Fraud - Fail to Inform \$500 or More	4 ATTEMPTS
400.604	Welfare Fraud - Kickback/Referral Fee	4 ATTEMPTS
400.6071	Medicaid Fraud - False Claim	4 ATTEMPTS
400.71313A	Adult Foster Care - Operate w/o License	2 ATTEMPTS

Total Cases	Prison 27%	Probation 53%	Jail* 13%	Other** 7%
23,975	6,438	12,710	3,081	1,746
3,478	514	2,177	564	223
1		1		
4		4		
2		1	1	
144	29	106	9	
2		2		
5		4	1	
3514	779	2518	180	37
3	1	1	1	
2		1	1	
62	3	55	3	1
5	2	2	1	
1		1		
41	13	20	7	1
8		5	3	
1		1		
3	2		1	
13		4	9	
1				1
1		1		
10	1	8	1	
2		2		
2		2		
23	4	15	2	2
3	1	1	1	
6		5	1	
1	1			
217	9	198	8	2
13		10	1	2
1		1		
9	1	7	1	
6		5	1	
1				1

NOTE: Be sure to check for related offense codes when examining a particular type of crime. They may or may not be in sequential order or even on the same page.

# A2a 2001 Criminal Court Dispositions by Offense and Type of Disposition Non-Assaultive Offenses

Page Three of Thirteen

Compiled Laws	Offense	Maximum
TOTAL COUNTS		VIOLATIONS
		ATTEMPTS
432.2182	Gambling Activity-Felony	10
	Violations	
	ATTEMPTS	
432.30	Lottery - Forging/Counterfeiting a Ticket	5
	ATTEMPTS	
436.17011-A	Alcohol - Sell/Furnish to Minor	MISD
	ATTEMPTS	
436.17031A	Alcohol-Buy/Consume/Possess by Minor	MISD
	ATTEMPTS	
436.17031B	Alcohol-Buy/Consume/Possess by Minor 2nd Offense	MISD
	ATTEMPTS	
436.17031C	Alcohol-Buy/Consume/Possess by Minor 3rd Offense	MISD
	ATTEMPTS	
436.33B1A	Alcohol - Minor, Purchase/Poss/Consume	MISD
	ATTEMPTS	
445.1528	Pyramid Scheme - Offer/Sell Participation	7
	ATTEMPTS	
445.1538	Franchise Investment Law Penalty	7
	ATTEMPTS	
451.701	Securities - Sale of Unregistered	10
	ATTEMPTS	
500.45111	Insurance - Fraudulent Acts	4
	ATTEMPTS	
500.45112	Insurance Fraud - Conspiracies	10
	ATTEMPTS	
570.1110	False Sworn Statement by Contractor	10
	ATTEMPTS	
570.152	Contractor - Fraudulent Use of Building Contract Fund	3
	ATTEMPTS	
722.6411	Tobacco - Furnish to Minor	MISD
	ATTEMPTS	
722.642	Tobacco Possession/Use by Minor	MISD
	ATTEMPTS	
750.110-A	Break & Enter - Unoccup. Bldg. w/Intent	10
	ATTEMPTS	
750.110-B	Break & Enter Occup Bldg. w/Intent	15
	ATTEMPTS	
750.110A3	Home Invasion - 2nd Degree	15
	ATTEMPTS	
750.110A4	Home Invasion - 3rd Degree	5
	ATTEMPTS	
750.111	Entering w/o Breaking	5
	ATTEMPTS	
750.116	Possession of Burglars Tools	10
	ATTEMPTS	
750.117	Bribery of Public Officer	4
	ATTEMPTS	
750.1227A	Witness - Bribe/Intimidate/Interfere	4
	ATTEMPTS	

Total Cases	Prison 27%	Probation 53%	Jail* 13%	Other** 7%
23,975	6,438	12,710	3,081	1,746
3,478	514	2,177	564	223
6	2	3	1	
5		5		
3	1	1		1
1			1	
52		13	31	8
9			6	3
4	1		2	1
1			1	
7		4	3	
5		5		
1			1	
70	6	55	4	5
15	3	10	2	
21	2	14	1	4
1		1		
1		1		
22	5	13	2	2
2		2		
3			3	
3			3	
1418	516	580	145	177
315	74	170	34	37
92	40	34	14	4
3		1	2	
1315	628	477	99	111
159	64	72	10	13
239	51	146	25	17
21	2	9	9	1
113	35	53	17	8
15	4	6	5	
39	16	18	2	3
6		5		1
1		1		
1		1		
2	1	1		
1		1		

NOTE: Be sure to check for related offense codes when examining a particular type of crime. They may or may not be in sequential order or even on the same page.

# A2a 2001 Criminal Court Dispositions by Offense and Type of Disposition Non-Assaultive Offenses

Page Four of Thirteen

Compiled Laws	Offense	Maximum
TOTAL COUNTS		VIOLATIONS
		ATTEMPTS
750.131	Check - Non-Sufficient Funds	2
		ATTEMPTS
750.131A	Checks w/o Account or w/o Suff Funds	2
		ATTEMPTS
750.131A1	Check - No Account	2
		ATTEMPTS
750.131A2	Check - 3 Non-Sufficient Funds Within 10 Days	2
		ATTEMPTS
750.1313B1	Checks Non-Sufficient Funds Between \$100 - <\$500	1
		ATTEMPTS
750.1313C	Check - Non-Sufficient Funds - \$500 or More	2
		ATTEMPTS
750.147B	Ethnic Intimidation	2
		ATTEMPTS
750.157A	Conspiracy	5
		ATTEMPTS
750.157AB	Conspiracy - Gambling Illegally	5
		ATTEMPTS
750.157B3	Solicit to Commit Felony	5
		ATTEMPTS
750.157N	Financial Transaction Device, Steal/Retain/Poss	4
		ATTEMPTS
750.157N1	Financial Transaction Device - Steal/Retain w/o Consent	4
		ATTEMPTS
750.157N2	Financial Transaction Device - Poss Fraudulent One	4
		ATTEMPTS
750.157P	Financial Transaction Device - Poss w/Intent to Use/Sell	4
		ATTEMPTS
750.157Q	Financial Transaction Device - Illegal Sale/Use	4
		ATTEMPTS
750.157R	Financial Transaction Device - Forge/Alter/Counterfeiting	4
		ATTEMPTS
750.157T	Financial Trans Device - Sale of Goods or Services	4
		ATTEMPTS
750.157U	Financial Transaction Device - Overcharging	4
		ATTEMPTS
750.157V	Financial Transaction Device - False ID	4
		ATTEMPTS
750.157W	Financial Trans Device - Fraudulent Withdrawals/Transfers	10
		ATTEMPTS
750.157W1C1	Financial Trans Device-Fraud Betw \$1K & <\$20K	5
		ATTEMPTS
750.15911	Criminal Enterprise - Conducting	20
		ATTEMPTS
750.15912	Criminal Enterprise - Acquire/Maintain	20
		ATTEMPTS
750.15914-A	Criminal Enterprise - Conspiracy	20
		ATTEMPTS

Total Cases	Prison 27%	Probation 53%	Jail* 13%	Other** 7%
23,975	6,438	12,710	3,081	1,746
3,478	514	2,177	564	223
1		1		
76	14	40	19	3
6		4	1	1
345	56	194	81	14
13		8	5	
138	19	85	23	11
4		4		
1		1		
25	2	19	3	1
24	5	18		1
2		2		
8	3	4	1	
2		1		1
1		1		
1	1			
26	4	10	10	2
4		1	3	
481	57	274	74	76
70	5	48	12	5
46	11	25	7	3
2		2		
92	12	49	21	10
19	2	12	2	3
167	19	100	16	32
28		20	5	3
2	1		1	
5		4		1
12	1	6	2	3
1			1	
37	3	30	4	
5		5		
1		1		
3	1	1	1	
2		2		
14	11	3		
2	2			
3	3			

NOTE: Be sure to check for related offense codes when examining a particular type of crime. They may or may not be in sequential order or even on the same page.



# A2a 2001 Criminal Court Dispositions by Offense and Type of Disposition Non-Assaultive Offenses

Page Five of Thirteen

Compiled Laws	Offense	Maximum
TOTAL COUNTS		VIOLATIONS
		ATTEMPTS
750.160	Dead Bodies - Disinterment & Mutilation	10 ATTEMPTS
750.161	Desertion & Non-Support	3 ATTEMPTS
750.165	Refusing to Support Spouse or Children	4 ATTEMPTS
750.174	Embezzle - Agt, Serv, Emp, Trustee	10 ATTEMPTS
750.174-A	Embezzlement - Agent or Trustee Under \$100	MISD ATTEMPTS
750.174-B	Embezzlement - Agent or Trustee Over \$100	10 ATTEMPTS
750.1743A	Embezzlement - Agent or Trustee Betw \$200 and <\$1K	1 ATTEMPTS
750.1744A	Embezzlement - Agent or Trustee Betw \$1K and <\$20K	5 ATTEMPTS
750.1744B	Embezzle - Agent or Trustee -Betw \$200 & <\$1K, 2nd Off	5 ATTEMPTS
750.1745A	Embezzlement - Agent or Trustee \$20K or More	10 ATTEMPTS
750.175	Embezzle - Public Officer, Agent, Servant Over \$50	10 ATTEMPTS
750.177A	Embezzle, Chattel Mortgage Over \$100	2 ATTEMPTS
750.180	Embezzlement - Financial Institutions	20 ATTEMPTS
750.181	Embezzlement - Jointly Held Property	10 ATTEMPTS
750.183-A	Escape-Aiding Prisoner-Felony	7 ATTEMPTS
750.186	Escape-Aiding from Boy's Training School	1 ATTEMPTS
750.186A	Escape from Juvenile Facility	4 ATTEMPTS
750.193	Break, Escape or Attempt to Break, Escape Prison	5 ATTEMPTS
750.1951	Escape from Misdemeanor Jail Sentence	2 ATTEMPTS
750.1952	Escape - From Felony Jail Sentence	4 ATTEMPTS
750.197	Break Esc Jail While Awaiting Trial	4 ATTEMPTS
750.1971	Escape Awaiting Trial For Misdemeanor	2 ATTEMPTS
750.1972	Escape - Awaiting Trial for Felony	4 ATTEMPTS
750.199	Harboring Escapee	MISD ATTEMPTS

Total Cases	Prison 27%	Probation 53%	Jail* 13%	Other** 7%
23,975	6,438	12,710	3,081	1,746
3,478	514	2,177	564	223
4	4			
57	8	38	8	3
73	7	61	2	3
98	16	69	3	10
35	3	29	1	2
42	11	12	18	1
7	1	5	1	
2		2		
1			1	
80	25	31	21	3
15	2	8	5	
38		33	5	
442	22	329	13	78
84	3	62	9	10
8	1	5	1	1
73	14	56	1	2
6		6		
4		3		1
1		1		
3		2		1
2				2
1		1		
1			1	
29	10	10	7	2
9	2	5	2	
138	126	2	10	
5	4	1		
17	6	5	6	
1			1	
37	19	3	15	
4	1		3	
1	1			
9	3	4	2	
23	15	6	2	
5	2	3		
1			1	

NOTE: Be sure to check for related offense codes when examining a particular type of crime. They may or may not be in sequential order or even on the same page.

# A2a 2001 Criminal Court Dispositions by Offense and Type of Disposition Non-Assaultive Offenses

Page Six of Thirteen

Compiled Laws	Offense	Maximum
TOTAL COUNTS		VIOLATIONS ATTEMPTS
750.199A	Absconding or Forfeiting Bond	4
750.217B	False Personation - Utility Worker	2
750.218	False Pretenses w/Int to Defraud	10
750.218-B	False Pretenses - Over \$100	10
750.2184A	False Pretenses - \$1,000 or More, Less Than \$20,000	5
750.2184B	False Pretenses - Between \$200 - \$1K 2nd Offense	5
750.2185A	False Pretenses - \$20K or More	10
750.219AB	Telephone-Obtain Serv False ID Over \$100	4
750.219A2C1	Telephone - Avoid Payment Betw \$1K & <\$20K	5
750.219E	Financial Institution, Unauthorized Credit Application	4
750.2234	Weapon, Firearm, Sale to Felon	10
750.224	Weapons, Dangerous Weapon Sale/Poss	5
750.224A	Weapon, Taser, Poss or Sale	4
750.224B	Weapon, Short-Barrel Shotgun/Rifle	5
750.224C	Weapon - Manufacture/Dist Armor Piercing Ammo	4
750.224F	Weapon-Firearm, Poss by Felon	5
750.2241-A	Weapon, Dangerous Weapon - Misc	5
750.2241-B	Weapon, Dangerous Weapon - Gas Eject Dev	5
750.226	Carry Weapon W/Unlawful Intent	5
750.227	Carrying Concealed Weapons	5
750.227A	Weapons - Firearms - Unlawful Poss By Sec. Guard	4
750.227B	Felony Firearm	10
750.227B-A	Weapons - Felony Firearm	2
750.227B-B	Weapons - Felony Firearm - 2nd Offense	5

Total Cases	Prison 27%	Probation 53%	Jail* 13%	Other** 7%
23,975	6,438	12,710	3,081	1,746
3,478	514	2,177	564	223
90	36	19	34	1
16	2	3	11	
2	1		1	
12	3	8	1	
5	3	1	1	
31	15	13	3	
7	4	2	1	
165	32	115	11	7
31	4	21	5	1
2		2		
34	7	22	5	
5		3	2	
1		1		
7	2	4		1
2		2		
10		8	2	
1		1		
1		1		
19	8	8	3	
2		1	1	
31	4	19	3	5
5	1	3	1	
81	30	38	10	3
13	1	11	1	
1		1		
591	354	173	58	6
10	1	6	3	
30	2	13	9	6
5	1	4		
5	1	2	1	1
66	25	28	9	4
2	1	1		
1480	295	862	206	117
506	46	366	49	45
5	1	4		
1			1	
21	14	7		
132	109	19	2	2
5	1	3		1
3	1	2		

NOTE: Be sure to check for related offense codes when examining a particular type of crime. They may or may not be in sequential order or even on the same page.

# A2a 2001 Criminal Court Dispositions by Offense and Type of Disposition Non-Assaultive Offenses

Page Seven of Thirteen

Compiled Laws	Offense	Maximum
	TOTAL COUNTS	VIOLATIONS ATTEMPTS
750.227C	Poss of Loaded Firearm in Vehicle ATTEMPTS	2
750.227D	Poss of Firearm in Motor Vehicle ATTEMPTS	MISD
750.227F	Body Armor - Wear During Violent Crime ATTEMPTS	4
750.228	Weapons - Firearms, Fail to Present Safety Inspection ATTEMPTS	MISD
750.230	Weapons - Firearms, Altering ID Marks ATTEMPTS	2
750.232A3	Weapons - Firearms, False App ATTEMPTS	4
750.237A1	Weapon-Free School Zone - General Felony ATTEMPTS	5
750.248	Forgery of Records, Other Instruments ATTEMPTS	14
750.248A	Financial Transaction Device - Utter & Publish ATTEMPTS	4
750.249	Uttering & Publishing ATTEMPTS	14
750.249A	Financial Transaction Device - Forgery ATTEMPTS	4
750.250	Forgery of State Warrant ATTEMPTS	7
750.251	Forgery of Bank Bills/Promisory Notes ATTEMPTS	7
750.252	Counterfeit Notes Poss w/Int to Utter & Publish ATTEMPTS	7
750.253	Uttering & Publishing Counterfeit Bills or Notes ATTEMPTS	5
750.254	Forged Bills, Notes, Possession w/Int to Utter & Publish ATTEMPTS	5
750.255	Counterfeiting - Possession of Tools ATTEMPTS	10
750.259	Counterfeiting - Affix Fictitious Signature ATTEMPTS	14 mo
750.260	Counterfeiting - Coins/Poss of More than 5 ATTEMPTS	LIFE
750.261	Counterfeiting - Coins/Poss of Less than 5 ATTEMPTS	10
750.2632	Counterfeiting - Del/Poss w/False ID Marks ATTEMPTS	1
750.2633	Counterfeiting - Del/Poss w/False ID Marks 2nd Offense ATTEMPTS	5
750.273	Signature, Obtain w/Int to Defraud ATTEMPTS	10
750.279	Fraudulent Disposition of Exhausted Property ATTEMPTS	4

Total Cases	Prison 27%	Probation 53%	Jail* 13%	Other** 7%
23,975	6,438	12,710	3,081	1,746
3,478	514	2,177	564	223
55	2	40	12	1
12		7	4	1
1		1		
3	2	1		
1			1	
9	2	5	2	
1		1		
1		1		
263	68	148	27	20
33	6	21	4	2
13	3	8	1	1
4	1	3		
1879	520	983	254	122
494	70	337	71	16
5	3	2		
14	4	8	2	
6	2	2		2
4				4
4		1	1	2
22	2	13	6	1
3		3		
19	3	11	2	3
6		4	2	
1	1			
1			1	
2		2		
1			1	
12	1	7		4
4	2	1	1	
1				1
2			2	
1		1		
1	1			
1		1		

NOTE: Be sure to check for related offense codes when examining a particular type of crime. They may or may not be in sequential order or even on the same page.

# A2a 2001 Criminal Court Dispositions by Offense and Type of Disposition Non-Assaultive Offenses

Page Eight of Thirteen

Compiled Laws	Offense	Maximum
TOTAL COUNTS		VIOLATIONS
		ATTEMPTS
750.280	Gross Frauds & Cheats at Common Law	10 ATTEMPTS
750.282	Public Utility - Fraudulent Use	4 ATTEMPTS
750.285	Obtain Personal Identity Info w/o Permission	5 ATTEMPTS
750.30	Adultery	4 ATTEMPTS
750.300A1B	Food Stamps - Fraud Between \$200 - \$1K	5 ATTEMPTS
750.300A1C	Food Stamps - Fraud Over \$1,000	10 ATTEMPTS
750.301	Gambling - Taking Bets	1 ATTEMPTS
750.303	Gaming Room for Hire or Gain	2 ATTEMPTS
750.356	Larceny	10 ATTEMPTS
750.356-A	Larceny - Over \$100	5 ATTEMPTS
750.356A	Larceny, Motor Vehicle	10 ATTEMPTS
750.356A-A	Larceny - From a Motor Vehicle	5 ATTEMPTS
750.356A-B	Breaking and Entering - A Vehicle Steal Prop. Over \$5	5 ATTEMPTS
750.356A-C	Breaking and Entering - A Vehicle (with Damage)	5 ATTEMPTS
750.356A1	Larceny - From a Motor Vehicle	5 ATTEMPTS
750.356A2C1	Breaking and Entering - A Vehicle Steal Prop. \$1K - <\$20K	5 ATTEMPTS
750.356A2D1	Breaking and Entering - A Vehicle Steal Prop. \$20K+	10 ATTEMPTS
750.356A3	Breaking and Entering - A Vehicle (with Damage)	5 ATTEMPTS
750.356B	B & E Coin Operated Telephone	4 ATTEMPTS
750.356C	Retail Fraud - 1st Degree	5 ATTEMPTS
750.356D	Retail Fraud - 2nd Degree	1 ATTEMPTS
750.356D4	Retail Fraud - 3rd Degree	MISD ATTEMPTS
750.3562A	Larceny - \$20,000 or More	10 ATTEMPTS
750.3562B	Larceny - \$1000 Or More but Less Than \$20,000 - 3rd Off	10 ATTEMPTS

Total Cases	Prison 27%	Probation 53%	Jail* 13%	Other** 7%
23,975	6,438	12,710	3,081	1,746
3,478	514	2,177	564	223
4	1	3		
2	1		1	
1		1		
5	1	3	1	
2		2		
1		1		
2		1		1
4		4		
1		1		
5		5		
1			1	
30	13	8	7	2
5	1	3	1	
36	16	3	17	
9	3	3	3	
87	27	27	24	9
20	5	11	1	3
13	5	2	6	
9	2	3	2	2
43	20	4	19	
8		2	6	
30	6	5	17	2
7	3	1	3	
290	35	145	28	82
55	5	36	7	7
45	11	19	3	12
9	4	3	2	
1		1		
261	57	137	28	39
43	2	27	7	7
5		2	2	1
7		4	1	2
762	237	272	224	29
41	5	22	13	1
6	1	3	2	
2		1	1	
26	9	11	4	2
1	1			
1		1		

NOTE: Be sure to check for related offense codes when examining a particular type of crime. They may or may not be in sequential order or even on the same page.

# A2a 2001 Criminal Court Dispositions by Offense and Type of Disposition Non-Assaultive Offenses

Page Nine of Thirteen

Compiled Laws	Offense	Maximum
TOTAL COUNTS		VIOLATIONS ATTEMPTS
750.3563A	Larceny - \$1,000 Or More But Less Than \$20,000	5
750.3563B	Larceny - \$200 Or More But Less Than \$1,000 - 2nd Offense	5
750.3564A	Larceny - \$200 Or More But Less Than \$1000	1
750.357	Larceny from Person	10
750.357A	Larceny Livestock	4
750.357B	Firearms, Stealing of Another	5
750.360	Larceny in Building	4
750.362	Larceny By Conversion	10
750.362-A	Larceny - By Conversion Over \$100	5
750.362A	Fail to Return Rented Property	10
750.362AA	Failure to Return Rented Property Over \$100	2
750.362A2A	Failure to Return Rented Property Over \$20,000	10
750.362A3A	Failure to Return Rented Property Betw \$1K & <\$20K	5
750.3622A	Larceny by Conversion \$20K+	10
750.3623A	Larceny - By Conversion Betw \$1K and <\$20K	5
750.363	Larceny by False Personation	10
750.3633A	Larceny by False Personation Betw \$1K & <\$20K	5
750.3673A	Larceny - Trees & Shrubs Betw \$1K & <\$20K	5
750.377A	Malicious Destruction of Personal Property	10
750.377AA	Malicious Destruction of Personal Property Over \$100	4
750.377A1A1	Malicious Destruction of Personal Property \$20K+	10
750.377A1B1	Mal Destr. of Personal Property Betw \$1K & <\$20K	5
750.377A1C1	Mal Destr. of Personal Property Betw \$200 & <\$1K	1
750.378	Malicious Destruction of Dams/Reservoir	4

Total Cases	Prison 27%	Probation 53%	Jail* 13%	Other** 7%
23,975	6,438	12,710	3,081	1,746
3,478	514	2,177	564	223
164	35	86	13	30
27	5	15	6	1
11	2	6	2	1
2	1	1		
2		1		1
335	130	150	40	15
52	14	24	9	5
1			1	
74	26	27	13	8
4	1	2	1	
1340	248	700	238	154
359	28	234	76	21
18	5	8	5	
2		2		
10	5	2	3	
6		3	3	
1			1	
18	7	8	3	
4	1	1	2	
1		1		
1		1		
22		20	1	1
7	3	3	1	
17	7	9		1
58	15	34	3	6
9	1	7		1
1			1	
1			1	
3	1	2		
1		1		
18	3	5	9	1
5	1	3	1	
40	16	4	20	
6	3	1	2	
6	1	3		2
205	35	129	9	32
29	2	26	1	
6		3	3	
1		1		

NOTE: Be sure to check for related offense codes when examining a particular type of crime. They may or may not be in sequential order or even on the same page.

# A2a 2001 Criminal Court Dispositions by Offense and Type of Disposition Non-Assaultive Offenses

Page Ten of Thirteen

Compiled Laws	Offense	Maximum
TOTAL COUNTS		VIOLATIONS
		ATTEMPTS
750.380	Malicious Destruction of Building	10
	ATTEMPTS	
750.380A	Malicious Destruction of Building	4
	Over \$100	ATTEMPTS
750.3802A	Malicious Destruction of Building	10
	Over \$20K	ATTEMPTS
750.3803A	Malicious Destruction of Building	5
	Betw \$1K & <\$20K	ATTEMPTS
750.3804A	Malicious Destruction of Building	1
	Betw \$200 & <\$1K	ATTEMPTS
750.382	Malicious Destruction of Trees & Shrubs	10
	Shrubs	ATTEMPTS
750.3821B1	Malicious Destruction of Trees & Shrubs	1
	Betw \$200 & <\$1000	ATTEMPTS
750.3821C1	Malicious Destr. - Trees, etc.	5
	Betw \$1K & <\$20K	ATTEMPTS
750.383A	Malicious Destruction of Utility	4
	Property	ATTEMPTS
750.3872	Malicious Destr. Tombs/Memorials	5
	Felony	ATTEMPTS
750.3875A	Malicious Destr. Tombs/Memorials	5
	Betw \$1K & <\$20K	ATTEMPTS
750.411A	False Report of a Crime	10
	ATTEMPTS	
750.411A1B	False Report of a Felony	4
	ATTEMPTS	
750.411A2	False Bomb Threat	10
	ATTEMPTS	
750.411A3A	False Report/Threat - Bomb, Harmful	4
	Materials	ATTEMPTS
750.411M	Money Laundering - 3rd Degree	5
	ATTEMPTS	
750.411N	Money Laundering - 2nd Degree	10
	ATTEMPTS	
750.411O	Money Laundering - 1st Degree	20
	ATTEMPTS	
750.413	Unlawfully Driving Away an	5
	Automobile	ATTEMPTS
750.414	Unlawful Use Auto w/o Intent	2
	to Steal	ATTEMPTS
750.414A	MV Master Key - Illegal Possesion	MISD
	ATTEMPTS	
750.415	MV Conceal or Misrep ID w/Intent	10
	(Misd. or Felony)	ATTEMPTS
750.4152	MV Conceal or Misrep ID w/Intent	4
	to Mislead (Felony)	ATTEMPTS
750.417	MV - Mortgaged, Unlawful Removal	4
	From State	ATTEMPTS

Total	Prison	Probation	Jail*	Other**
Cases	27%	53%	13%	7%
23,975	6,438	12,710	3,081	1,746
3,478	514	2,177	564	223
6	1		5	
2		2		
16	7	4	5	
2	1	1		
1	1			
1	1			
61	8	44	3	6
4	1	1		2
1		1		
1				1
1		1		
6	1	5		
4		1	3	
2		2		
2	1	1		
1		1		
1				1
228	20	142	32	34
39	2	30	5	2
37	4	11	5	17
2		2		
3	2	1		
1				1
1	1			
3	2	1		
869	335	352	134	48
150	34	77	33	6
539	81	279	135	44
21	1	12	7	1
1		1		
1		1		
3	1	2		
1			1	
30	5	20	5	
4		3	1	
1		1		

NOTE: Be sure to check for related offense codes when examining a particular type of crime. They may or may not be in sequential order or even on the same page.

# A2a 2001 Criminal Court Dispositions by Offense and Type of Disposition

## Non-Assaultive Offenses

Page Eleven of Thirteen

Compiled Laws	Offense	Maximum
	TOTAL COUNTS	VIOLATIONS ATTEMPTS
750.422	Perjury, Court Proceeding	15
		ATTEMPTS
750.423	Perjury - Wilfully Swear Falsely (Not Court Proceeding)	15
		ATTEMPTS
750.425	Incite or Procure to Commit Perjury	5
		ATTEMPTS
750.439	Polygamy	4
		ATTEMPTS
750.451	Prostitution	2
		ATTEMPTS
750.451-B	Prostitution - 3rd Offense	2
		ATTEMPTS
750.452	Keeping House of Ill Fame	5
		ATTEMPTS
750.457	Accept Earnings of Prostitute	20
		ATTEMPTS
750.49-A	Animals - Fighting	4
		ATTEMPTS
750.49-B	Animals, Attending Fight	4
		ATTEMPTS
750.49-C	Animals - Fighting, Poss of Equipment	4
		ATTEMPTS
750.491	Mutilating/Removing Public Records	2
		ATTEMPTS
750.492A1A	Medical Records - False Info on Charts - Care Provider	4
		ATTEMPTS
750.50B	Animals, Killing/Torturing	4
		ATTEMPTS
750.505	Common Law Offense, No Express Penalty	5
		ATTEMPTS
750.505-A	Obstruction of Justice	5
		ATTEMPTS
750.505-B	Accessory After the Fact to Felony	5
		ATTEMPTS
750.505C	Common Law Offenses	5
		ATTEMPTS
750.535	Stolen Property - Receiving and Concealing	10
		ATTEMPTS
750.535-A	Stolen Property - Receiving & Concealing Over \$100	5
		ATTEMPTS
750.535-B	Stolen Property - Receiving & Concealing \$100 or Less	MISD
		ATTEMPTS
750.535A	Motor Vehicles - Operating a Chop Shop	10
		ATTEMPTS
750.535A2	Motor Vehicles - Operating a Chop Shop	10
		ATTEMPTS
750.535B	Weapons, Firearms - Receiving & Concealing	10
		ATTEMPTS

Total Cases	Prison 27%	Probation 53%	Jail* 13%	Other** 7%
23,975	6,438	12,710	3,081	1,746
3,478	514	2,177	564	223
10		5	4	1
4		3	1	
1			1	
3		1	2	
1		1		
1		1		
6		3	3	
47	7	14	26	
2		2		
2		2		
6	1	4	1	
1		1		
1		1		
1		1		
2		1	1	
2	1	1		
2		2		
30	8	15	5	2
5	1	2	2	
9	1	5	1	2
30	7	11	8	4
10	2	8		
77	29	34	8	6
5	1	2	1	1
4		4		
58	17	21	17	3
13		8	4	1
152	51	35	59	7
22	5	10	7	
3		1	2	
1			1	
18	5	9	4	
5	2	2	1	
17	2	13	1	1
1		1		
57	24	21	11	1
11	3	3	4	1

NOTE: Be sure to check for related offense codes when examining a particular type of crime. They may or may not be in sequential order or even on the same page.

# A2a 2001 Criminal Court Dispositions by Offense and Type of Disposition

## Non-Assaultive Offenses

Page Twelve of Thirteen

Compiled Laws	Offense	Maximum
	TOTAL COUNTS	VIOLATIONS
		ATTEMPTS
750.5352	Stolen Property - Receiving/Concealing	10
	ATTEMPTS	
750.5352A	Stolen Property - Rec & Conc	10
	\$20K+	ATTEMPTS
750.5353A	Stolen Property - Rec & Conc	5
	Betw \$1K & <\$20K	ATTEMPTS
750.5353B	Stolen Prop - Rec & Conc Betw \$200	5
	& <\$1K, 2nd Offense	ATTEMPTS
750.5354A	Stolen Prop - Rec & Conc Betw	1
	\$200 & <\$1K	ATTEMPTS
750.539C	Eavesdropping Upon Private	2
	Conversation	ATTEMPTS
750.539D	Eavesdropping - Installing Device	2
	ATTEMPTS	
750.540	Cut, Break, Tap Wire or Cable	2
	ATTEMPTS	
750.540C1	Telephone - Counterfeit Device	4
	Avoid Payment	ATTEMPTS
750.92	Attempt Commit Crime	10
	ATTEMPTS	
752.1003	False Health Care Claims	4
	ATTEMPTS	
752.10031	Health Care Fraud - False Claim	4
	ATTEMPTS	
752.10033	Health Care Fraud - False Statement	4
	ATTEMPTS	
752.1004-A	Health Care Fraud - Kickbacks	4
	ATTEMPTS	
752.10542	Copy Audio/Video For Gain - Felony	5
	ATTEMPTS	
752.543	Unlawful Assembly	5
	ATTEMPTS	
752.797	Computers-Use to Commit Crime	20
	ATTEMPTS	
752.7971A	Computers-Use to Commit Crime,	MISD
	Less Than \$200	ATTEMPTS
752.7971B1	Computers-Use to Commit Crime,	MISD
	Betw \$200 & <\$1K	ATTEMPTS
752.7971C1	Computers-Commit Crime	5
	Betw \$1K & <\$20K	ATTEMPTS
752.7971D1	Computers-Commit Crime	10
	Over \$20K	ATTEMPTS
752.7973C	Computers-Use to Commit Crime,	4
	Penalty Betw 2-4 Yr	ATTEMPTS
752.7973D	Computers-Use to Commit Crime,	7
	Penalty Betw 4-10 Yr	ATTEMPTS
752.7973E	Computers-Use to Commit Crime,	10
	Penalty Betw 10-20 Yr	ATTEMPTS

Total Cases	Prison	Probation	Jail*	Other**
23,975	27%	53%	13%	7%
3,478	6,438	12,710	3,081	1,746
	514	2,177	564	223
1		1		
186	43	116	6	21
13	4	9		
1372	368	770	117	117
129	19	83	19	8
10	3	3	4	
2		2		
3	1	1		1
20	10	9		1
38	1	30	4	3
3		2	1	
4	2	1	1	
1		1		
2	2			
1		1		
8		7		1
4	1	2		1
1				1
5	2	3		
5		5		
5		3	2	
2	1	1		
2		2		
2		1		1
6	2	4		
2				2
1		1		
4		2		2
1		1		

NOTE: Be sure to check for related offense codes when examining a particular type of crime. They may or may not be in sequential order or even on the same page.



# A2a 2001 Criminal Court Dispositions by Offense and Type of Disposition

## Non-Assaultive Offenses

Page Thirteen of Thirteen

Compiled Laws	Offense	Maximum
TOTAL COUNTS		VIOLATIONS ATTEMPTS
752.811	Break & Enter - Coin-Operated Device	3
752.811A	Break & Enter - Coin-Operated Device	3
752.811B	Break & Enter - Poss Tool to Open Coin-Operated Device	3
769.10	Habitual Offender Second Felony	LIFE
769.11	Habitual Offender Third Felony	LIFE
800.281	Prisons - Contraband	5
800.2811	Prisons - Furnish Contraband to Prisoner in Prison	5
800.2813	Prisons - Bringing Contraband Into	5
800.2814	Prisons - Prisoner Possessing Contraband	5
800.2834	Prisons - Prisoner Possessing Weapon	5
801.2632	Jails - Prisoner Possessing Contraband	5

Total Cases	Prison	Probation	Jail*	Other**
23,975	6,438	12,710	3,081	1,746
3,478	514	2,177	564	223
5	2		2	1
66	16	29	7	14
6		4	2	
2	1		1	
1		1		
1			1	
3	1		1	1
6	3	1	1	1
19	9	6	2	2
3	1	2		
27	22		5	
2	2			
30	30			
4	4			
13	3	4	6	
1			1	

**NOTES:** Be sure to check for related offense codes when examining a particular type of crime. They may or may not be in sequential order or even on the same page.

Includes multiple dispositions per offender.

\* Includes Fine, Restitution, and Costs.

\*\* Includes Delayed and Suspended Sentences and HYTA Probation.

SOURCE: Basic Information Reports (BIR).

# A2b 2001 Criminal Court Dispositions by Offense and Type of Disposition

## Drug Offenses

Page One of Three

Compiled Laws	Offense	Maximum
TOTAL COUNTS		VIOLATIONS
		ATTEMPTS
333.17766A3	Controlled Sub, Steroids - Delivery	7
333.7341	Controlled Sub, Imitation Use, Mfg. or Distribution	2
333.73413	Controlled Sub, Imitation Mfg. or Distribution	2
333.7401	Contr. Sub, Mfg, Del, Poss	LIFE
333.7401C2A	Controlled Sub - Operate/Maintain A Lab	10
333.7401C2B	Contr. Sub. - Operate Lab Near Minor	20
333.7401C2D	Controlled Sub - Manufac Near Church/School	20
333.74012A	Controlled Sub, Mfg, Del, Poss (Narcotic or Cocaine)	LIFE
333.74012A1	Controlled Sub, Mfg, Del, Poss - 650 or More Grams	LIFE
333.74012A2	Controlled Sub, Mfg, Del, Poss 225-649g	30
333.74012A3	Controlled Sub, Mfg, Del, Poss 50-224g	20
333.74012A4	Controlled Sub, Mfg, Del, Poss <50 Grams	20
333.74012B	Contr. Sub, Mfg, Del, Poss, Sch 1-3, Methamphetamine	20
333.74012B-A	Contr. Sub, Mfg, Del, Poss (Sch 1,2,3 ex Marij & Cocaine)	7
333.74012BB	Contr. Sub, Mfg, Del, Poss (Subs add Sch 1,2,3 by Rule)	7
333.74012B1	Controlled Sub, Mfg, Del, Poss Methamphetamine	20
333.74012C	Contr. Sub, Mfg, Del, Poss, (Sch 4, or Added by Rule)	4
333.74012C-A	Controlled Sub, Mfg, Del, Poss, (Sch 4)	4
333.74012C-B	Contr. Sub, Mfg, Del, Poss (Added to Sch 4 by Board Rule)	4
333.74012D	Controlled Sub, Mfg, Del, Poss (Sch 5)	2
333.74012D1	Controlled Sub, Mfg, Del, Poss, 45 Kg+ Marijuana	15
333.74012D2	Controlled Sub, Mfg, Del, Poss Marijuana 5 - <45 Kg	7
333.74012D3	Controlled Sub, Mfg, Del, Poss, Marijuana <5 Kg	4
333.74012E	Prescrip Forms/Official Unlawful Mfg, Del, Poss	20
333.74012F	Prescription Forms Mfg, Del, Poss	7

Total Cases	Prison 22%	Probation 59%	Jail* 15%	Other** 4%
11,898	2,558	7,026	1,836	478
2,106	157	1,733	170	46
1	1			
5	2	2	1	
105	22	33	43	7
8		5	3	
1			1	
6	1	4	1	
2		2		
3	1	2		
3	1	2		
14	8	6		
5	1	4		
9	9			
1	1			
37	35	1		1
1	1			
142	135	5	1	1
3	1	1	1	
2617	1221	1286	90	20
790	78	673	27	12
55	8	34	9	4
4		3		1
219	24	152	16	27
10	1	6	1	2
8		6		2
16	2	9	2	3
19		14	3	2
5	1	3	1	
25		15	8	2
4	1	3		
2	1	1		
1			1	
35	10	16	8	1
2		2		
10	6	3	1	
3	1	2		
95	16	57	15	7
8		7	1	
2242	275	1453	303	211
326	19	256	30	21
7		7		
1		1		
12	1	8	2	1
7	1	6		

NOTE: Be sure to check for related offense codes when examining a particular type of crime. They may or may not be in sequential order or even on the same page.

# A2b 2001 Criminal Court Dispositions by Offense and Type of Disposition

## Drug Offenses

Page Two of Three

Compiled Laws	Offense	Maximum
	TOTAL COUNTS	VIOLATIONS
		ATTEMPTS
333.74022A	Contr. Sub. - Mfg, Del, Poss Counterfeit (Narc or Methamphet.)	10
	ATTEMPTS	
333.74022B	Contr. Sub. - Mfg, Del, Poss Counterfeit (Sch. 1, 2, 3)	5
	ATTEMPTS	
333.74022D	Contr. Sub. - Mfg, Del, Poss Counterfeit (Sch 5)	2
	ATTEMPTS	
333.74022E	Contr. Sub. - Mfg, Del, Poss Analogue	15
	ATTEMPTS	
333.74032A	Controlled Sub, Possession Narc. or Cocaine	LIFE
	ATTEMPTS	
333.74032A1	Controlled Sub - Poss 650g+ Narc. or Cocaine	LIFE
	ATTEMPTS	
333.74032A2	Controlled Sub - Poss 225-649g Narc. or Cocaine	30
	ATTEMPTS	
333.74032A3	Controlled Sub - Poss 50-224g Narc. or Cocaine	20
	ATTEMPTS	
333.74032A4	Controlled Sub - Poss 25-49g Narc. or Cocaine	4
	ATTEMPTS	
333.74032A5	Controlled Sub - Poss Less 25g Narc. or Cocaine	4
	ATTEMPTS	
333.74032B	Controlled Sub - Poss Analogues, Sch 1-4 or Methamphet.	10
	ATTEMPTS	
333.74032B-A	Controlled Sub - Possession/ Analogues	2
	ATTEMPTS	
333.74032B-B	Contr. Sub - Poss (Sub Added to Sch 1-4, by Rule)	2
	ATTEMPTS	
333.74032B1	Controlled Sub - Possession Methamphetamine	10
	ATTEMPTS	
333.74032C-A	Controlled Sub - Possession (LSD & Schedule 5)	1
	ATTEMPTS	
333.74032D	Controlled Sub - Poss Marijuana	1
	ATTEMPTS	
333.74042A	Contr. Sub Use (Narcotic, Cocaine, Methamphetamine)	1
	ATTEMPTS	
333.74042B	Controlled Sub, Use	1
	ATTEMPTS	
333.7405	Contr. Sub. - Licensee Prescription Violations	2
	ATTEMPTS	
333.7405D	Contr. Sub - Maintain or Keep Drug House	2
	ATTEMPTS	
333.7407	Controlled Substances, Fraud	4
	ATTEMPTS	
333.7407A-A	Controlled Sub - Induce Person to Commit Felony	LIFE
	ATTEMPTS	
333.7407A1-A	Controlled Sub - Attempted Felony	LIFE
	ATTEMPTS	
333.74071A	Controlled Sub. Licensee Distribute w/o Order Form	4
	ATTEMPTS	
333.74071C	Controlled Sub - Obtain by Fraud	4
	ATTEMPTS	

Total Cases	Prison 22%	Probation 59%	Jail* 15%	Other** 4%
11,898	2,558	7,026	1,836	478
2,106	157	1,733	170	46
3		1	2	
1		1		
1		1		
4	1	3		
3	1	2		
4		4		
8		5	2	1
2	2			
3	3			
1	1			
17	16	1		
1	1			
56	12	35	6	3
9	3	5	1	
4679	582	2968	1021	108
765	34	648	77	6
97	3	69	18	7
6	1	4	1	
298	18	204	53	23
24		21	3	
21	1	13	3	4
1			1	
33	4	25	3	1
7		7		
3			3	
34	1	15	17	1
5		2	2	1
2			2	
1			1	
384	31	258	70	25
6		4	1	1
1		1		
11	4	5	1	1
2	1	1		
17	3	12	2	
36	4	18	12	2
2		2		
154	15	104	30	5
33	4	23	5	1

NOTE: Be sure to check for related offense codes when examining a particular type of crime. They may or may not be in sequential order or even on the same page.

# A2b 2001 Criminal Court Dispositions by Offense and Type of Disposition Drug Offenses

Page Three of Three

Compiled Laws	Offense	Maximum
	TOTAL COUNTS	VIOLATIONS ATTEMPTS
333.74071CA	Controlled Sub - Obtain by Fraud (Attempt)	4 ATTEMPTS
333.74071G	Controlled Sub - Counterfeit Prescription Form	4 ATTEMPTS
333.7410	Contr. Sub - Delivery to Minor/Poss on School Property	60 ATTEMPTS
333.7410A	Contr. Sub - Delivery/Poss in Park	2 ATTEMPTS
333.74101-B	Contr. Sub - Delivery to Minor (Sch 1-3 ex Marij/Cocaine)	14 ATTEMPTS
333.74101-D	Contr. Sub - Delivery to Minor (Sch. 4 & Marijuana)	8 ATTEMPTS
333.74102-A	Contr. Sub - Del on School Prop (Narc. or Cocaine) <50g	60 ATTEMPTS
333.74103	Contr. Sub - Poss w/Int on School Prop (Narc/Cocaine) <50g	40 ATTEMPTS
333.74104-A	Contr. Sub - Poss on School Prop (Narc. or Cocaine <25 Grams	8 ATTEMPTS
333.74104-B	Controlled Sub - Poss on School Prop (Sch 1,2,3,4)	4 ATTEMPTS
333.74104-D	Controlled Sub - Possess Marijuana on School Property	2 ATTEMPTS
333.7413	Controlled Sub - Second Offense	LIFE ATTEMPTS
333.74132	Controlled Sub - Second Offense - Double Penalty	LIFE ATTEMPTS

Total Cases	Prison 22%	Probation 59%	Jail* 15%	Other** 4%
11,898	2,558	7,026	1,836	478
2,106	157	1,733	170	46
6		5	1	
23	1	18	4	
9	2	5	1	1
4		4		
1	1			
6	1	5		
3	2	1		
8	2	5	1	
1	1			
2	2			
3	2	1		
1			1	
4		4		
13		7	3	3
6		2	4	
309	70	149	85	5
1		1		

**NOTE:** Be sure to check for related offense codes when examining a particular type of crime. They may or may not be in sequential order or even on the same page.

Includes multiple dispositions per offender.

\* Includes Fine, Restitution, and Costs.

\*\* Includes Delayed and Suspended Sentences and HYTA Probation.

SOURCE: Basic Information Reports (BIR).

# A2c 2001 Criminal Court Dispositions by Offense and Type of Disposition

## Assaultive Offenses

Page One of Eight

Compiled Laws	Offense	Maximum
TOTAL COUNTS		VIOLATIONS ATTEMPTS
257.602A	Peace Officer - Fleeing Vehicle Code	15 ATTEMPTS
257.602A2	Peace Officer - Fleeing/Vehicle CD 4th Degree	2 ATTEMPTS
257.602A3	Peace Officer - Fleeing/Vehicle CD 2nd Offense	5 ATTEMPTS
257.602A3-A	Peace Officer - Fleeing/Vehicle CD 3rd Degree	5 ATTEMPTS
257.602A4	Peace Officer - Fleeing/Vehicle CD Second Degree	10 ATTEMPTS
257.602A4-A	Peace Officer - Fleeing/Vehicle CD - Cause Serious Injury	10 ATTEMPTS
257.617	Fail to Stop at Accident - Serious Impairment/Death Rslt	5 ATTEMPTS
257.6254	Operating - Under the Influence Causing Death	15 ATTEMPTS
257.6255	OUIL - Causing Incapacitating Injury	5 ATTEMPTS
257.6255-A	Operating - Under the Influence Causing Serious Injury	5 ATTEMPTS
257.9044	Operate - License Suspend/Revoked Cause Death	15 ATTEMPTS
257.9045	Operate - License Susp/Rev Cause Serious Injury	5 ATTEMPTS
257.9047-A	Operate - Allow Suspend to Operate Cause Serious Injury	2 ATTEMPTS
287.3232	Animals, Dangerous Causing Serious Injury	4 ATTEMPTS
324.80172	Marine Safety, Negligence Causing Injury/Death	2 ATTEMPTS
324.801765	Marine Safety, OUIL Cause Serious Injury	5 ATTEMPTS
324.82126C	Snowmobiles - Operate Cause Injury/Death	2 ATTEMPTS
324.82126C1	Snowmobiles - Operate Cause Serious Inj/Death	2 ATTEMPTS
324.821274	Snowmobiles - OUIL Cause Death	15 ATTEMPTS
324.821275	Snowmobiles - OUIL Cause Impairment	5 ATTEMPTS
333.5210	AIDS - Sexual Penetration with Uninformed Partner	4 ATTEMPTS
436.17012	Alcohol - Sell/Furnish to Minor, Death Resulting	10 ATTEMPTS
722.675	Distributing Obscene Matter to Minor	2 ATTEMPTS
750.10A	Sexually Delinquent	LIFE ATTEMPTS
750.11	Abduction, Compel Woman to Marry	LIFE ATTEMPTS

Total Cases	Prison 47%	Probation 38%	Jail* 12%	Other** 3%
13,203	6,276	4,998	1,531	398
1,501	310	884	259	48
10	4	5		1
323	70	181	66	6
26		20	6	
36	18	14	4	
3	2	1		
479	151	260	61	7
28	3	20	4	1
2	1	1		
14	11	3		
1		1		
55	24	24	6	1
1		1		
55	44	11		
3		3		
19	6	13		
2	1	1		
92	25	64	2	1
3	1	2		
24	22	2		
25	13	11	1	
1		1		
1		1		
2			1	1
3		1		2
1		1		
1			1	
1		1		
7	5	1	1	
3	1			2
2		2		
6	3	1	2	
31	25	3	2	1
3	1	2		

NOTE: Be sure to check for related offense codes when examining a particular type of crime. They may or may not be in sequential order or even on the same page.

# A2c 2001 Criminal Court Dispositions by Offense and Type of Disposition

## Assaultive Offenses

Page Two of Eight

Compiled Laws	Offense	Maximum
	TOTAL COUNTS	VIOLATIONS ATTEMPTS
750.110A2	Home Invasion - 1st Degree	20
	ATTEMPTS	
750.13	Entice Away Female Under 16	10
	ATTEMPTS	
750.135	Child Abuse - Abandonment	10
	ATTEMPTS	
750.136B	Child Abuse	15
	ATTEMPTS	
750.136B2	Child Abuse, 1st Degree	15
	ATTEMPTS	
750.136B3	Child Abuse, 2nd Degree	4
	ATTEMPTS	
750.136B4	Child Abuse, 3rd Degree	2
	ATTEMPTS	
750.136B5	Child Abuse, 4th Degree	1
	ATTEMPTS	
750.145C2	Child Sexually Abusive Activity	20
	ATTEMPTS	
750.145C3	Child Sex Abuse Activity - Distribute or Promote	7
	ATTEMPTS	
750.145D2	Computers-Commit Proscribed Conduct	20
	ATTEMPTS	
750.145D2B	Computers-Commit Crime w/Term betw 1 - 2 Years	2
	ATTEMPTS	
750.145D2E	Computers-Commit Crime w/Term betw 10 - 15 Years	15
	ATTEMPTS	
750.145N1	Abuse Vulnerable Adult - 1st Degree	15
	ATTEMPTS	
750.145N2	Abuse Vulnerable Adult - 2nd Degree	4
	ATTEMPTS	
750.145N3	Abuse Vulnerable Adult - 3rd Degree	2
	ATTEMPTS	
750.157B	Solicit to Murder, Other Felony	LIFE
	ATTEMPTS	
750.157B2	Solicit to Murder	LIFE
	ATTEMPTS	
750.157C	Solicit, Minor to Commit Felony	LIFE
	ATTEMPTS	
750.158	Sodomy	15
	ATTEMPTS	
750.197C	Assault Employee and/or Escape Jail Through Violence	4
	ATTEMPTS	
750.197CA	Assault Prison Employee	4
	ATTEMPTS	
750.197CB	Escape - Jail Through Violence	4
	ATTEMPTS	
750.204A	Explosive, Sending w/Int to Frighten	5
	ATTEMPTS	
750.2042A	Explosive, Send w/Int Injure/Destroy	15
	ATTEMPTS	

Total Cases	Prison 47%	Probation 38%	Jail* 12%	Other** 3%
13,203	6,276	4,998	1,531	398
1,501	310	884	259	48
529	379	97	23	30
97	37	53	5	2
1			1	
1		1		
2			2	
34	20	11	2	1
5	2	3		
70	14	43	10	3
3	1	2		
115	9	87	17	2
4		3	1	
1		1		
26	21	4	1	
2	1		1	
10	8	2		
2		2		
14	4	10		
4	1	3		
2	1	1		
1		1		
2		2		
3		2		1
3	2		1	
10	9	1		
1	1			
1	1			
2	1	1		
1		1		
72	55	11	6	
10	6	2	2	
15	12	1	2	
2	2			
1	1			
2	1	1		
1	1			

NOTE: Be sure to check for related offense codes when examining a particular type of crime. They may or may not be in sequential order or even on the same page.

# A2c 2001 Criminal Court Dispositions by Offense and Type of Disposition

## Assaultive Offenses

Page Three of Eight

Compiled Laws	Offense	Maximum
TOTAL COUNTS		VIOLATIONS ATTEMPTS
750.205A	Explosive, Delivery w/Intent to Frighten	4 ATTEMPTS
750.206	Explosive, Place w/Int to Damage	25 ATTEMPTS
750.2072A	Explosives - Place Near Property	15 ATTEMPTS
750.2072B	Explosives, Place Near Prop, Cause Property Damage	20 ATTEMPTS
750.209	Explosives - Place Offensive Subs w/Int Alarm/Inj/Destroy	LIFE ATTEMPTS
750.209A	Explosives - Poss w/Intent to Terrorize	10 ATTEMPTS
750.209-B	Explosives - Place Offensive Subs w/Int To Alarm	5 ATTEMPTS
750.210	Explosives - Possession of a Bomb w/Unlawful Intent	LIFE ATTEMPTS
750.2102A	Explosives - Poss Bomb w/Unlawful Intent	15 ATTEMPTS
750.211A	Explosives - Poss & Use	LIFE ATTEMPTS
750.211A2A	Explosives - Poss of Molotov Cocktail/Other Expl.	15 ATTEMPTS
750.211A2B	Explosives - Poss Molotov Cocktail Causing Property Damage	20 ATTEMPTS
750.211A2C	Explosives - Poss Molotov Cocktail Cause Injury	25 ATTEMPTS
750.211A2D	Explosives - Poss Molotov Cocktail Cause Serious Injury	LIFE ATTEMPTS
750.213	Extortion	20 ATTEMPTS
750.224D2	Weapon, Chemical Type	2 ATTEMPTS
750.234	Firearm, Discharge/Aim w/o Malice	1 ATTEMPTS
750.234A	Firearm, Discharge from a Vehicle	4 ATTEMPTS
750.234B	Firearm, Discharge In/At Dwelling	4 ATTEMPTS
750.2411	Fireman - Obstructing	4 ATTEMPTS
750.316	First Degree Murder	LIFE ATTEMPTS
750.316-A	Murder - 1st Degree - Premeditated	LIFE ATTEMPTS
750.316-B	Murder - Felony	LIFE ATTEMPTS
750.316-C	Murder - Open - Statutory Short Form	LIFE ATTEMPTS
750.317	Second Degree Murder	LIFE ATTEMPTS

Total Cases	Prison 47%	Probation 38%	Jail* 12%	Other** 3%
13,203	6,276	4,998	1,531	398
1,501	310	884	259	48
1		1		
1			1	
1				1
3				3
2		1		1
1	1			
2	1	1		
1		1		
5	2	3		
1	1			
1		1		
4	3		1	
1				1
1	1			
9	3	4		2
3			2	1
1		1		
2		2		
1	1			
1	1			
22	11	10	1	
4	1	3		
13	3	8		2
1		1		
16	9	6	1	
2		2		
70	35	33	1	1
5		5		
4		3	1	
2		2		
29	29			
72	72			
52	52			
10	10			
226	226			

NOTE: Be sure to check for related offense codes when examining a particular type of crime. They may or may not be in sequential order or even on the same page.

# A2c 2001 Criminal Court Dispositions by Offense and Type of Disposition

## Assaultive Offenses

Page Four of Eight

Compiled Laws	Offense	Maximum
	TOTAL COUNTS	VIOLATIONS ATTEMPTS
750.321	Manslaughter	15
		ATTEMPTS
750.321-A	Manslaughter - Statutory Short Form	15
		ATTEMPTS
750.321-C	Manslaughter - Involuntary	15
		ATTEMPTS
750.321-E	Manslaughter with Motor Vehicle	15
		ATTEMPTS
750.324	Negligent Homicide	2
		ATTEMPTS
750.327	Death - Explosives Placed in Vehicle	LIFE
		ATTEMPTS
750.329	Death, Firearm without Malice	15
		ATTEMPTS
750.335	Lewd & Lascivious Conduct	1
		ATTEMPTS
750.335A	Indecent Exposure (Sexually Delinquent Person)	LIFE
		ATTEMPTS
750.338	Gross Indecency Between Males - Commit/Procure	5
		ATTEMPTS
750.338A	Gross Indecency Between Females - Commit/Procure	5
		ATTEMPTS
750.338B	Gross Indecency Male and Female - Commit/Procure	5
		ATTEMPTS
750.349	Kidnapping	LIFE
		ATTEMPTS
750.349A	Prisoner Taking a Hostage	LIFE
		ATTEMPTS
750.350	Kidnapping - Child Enticement	LIFE
		ATTEMPTS
750.350A1	Kidnapping - Custodial Interference	13 mo.
		ATTEMPTS
750.377B	Mal Destr. Police or Fire Dept Property	4
		ATTEMPTS
750.377C	Malicious Destruction of School Bus Intentional	5
		ATTEMPTS
750.397	Mayhem w/Int Disfigure/Maim	10
		ATTEMPTS
750.397A	Food - Place Harmful Objects In	10
		ATTEMPTS
750.411H2B	Stalking a Minor	5
		ATTEMPTS
750.411I	Stalking, Aggravated	5
		ATTEMPTS
750.411I2B	Stalking a Minor - Aggravated	10
		ATTEMPTS
750.4361	Poison, Food/Drink/Medicine/Wells	5
		ATTEMPTS
750.459	Prostitution - Transporting Female (perhaps compel)	20
		ATTEMPTS

Total Cases	Prison 47%	Probation 38%	Jail* 12%	Other** 3%
13,203	6,276	4,998	1,531	398
1,501	310	884	259	48
31	23	7	1	
28	25	3		
2	1	1		
30	26	4		
21	16	4		1
1	1			
112	21	80	5	6
8		6	1	1
1		1		
1		1		
2		2		
2	2			
17		14	2	1
6		6		
1		1		
20	2	11	4	3
38	38			
14	6	4	2	2
1	1			
4	4			
3	1	2		
2	1	1		
187	52	100	30	5
65	11	36	17	1
4	1		1	2
1		1		
2				2
2		2		
2		2		
197	74	97	21	5
17	4	10	3	
1	1			
3		3		
3	2		1	
1			1	

NOTE: Be sure to check for related offense codes when examining a particular type of crime. They may or may not be in sequential order or even on the same page.



# A2c 2001 Criminal Court Dispositions by Offense and Type of Disposition

## Assaultive Offenses

Page Five of Eight

Compiled Laws	Offense	Maximum
TOTAL COUNTS		VIOLATIONS ATTEMPTS
750.479	Obstruct/Resist Public Officer Serving/Executing Process	20
750.479-A	Public Officer -Resist & Obstruct Serve Process/Order	2
750.479-B	Police Officer - Resist & Obstruct	2
750.479A	Police Officer - Fleeing	15
750.479A-B	Peace Officer - Resist Arrest Injury Inflicted	2
750.479A2	Police Officer - Fleeing - 4th Degree	2
750.479A3	Police Officer - Fleeing 3rd Degree	5
750.479A4	Police Officer - Fleeing - 2nd Offense	10
750.479A4-A	Police Officer - Fleeing (Penal Code) - 2nd Degree	10
750.479A5	Police Officer - Fleeing (Penal Code) Death Resulting	15
750.479A5-A	Police Officer - Fleeing (Penal Code) - 1st Degree	15
750.479B	Peace Officer, Disarming	10
750.479B2	Peace Officer - Disarming Firearm	10
750.520	Criminal Sexual Conduct (CSC)	LIFE
750.520B	CSC - 1st Degree Multiple Variables	LIFE
750.520B1A	CSC - 1st Degree - Person Under 13	LIFE
750.520B1B	CSC - 1st Degree - Relationship	LIFE
750.520B1C	CSC - 1st Degree - During Felony	LIFE
750.520B1D	CSC - 1st Degree - Accomplices	LIFE
750.520B1E	CSC - 1st Degree - Weapon Used	LIFE
750.520B1F	CSC - 1st Degree - Personal Injury	LIFE
750.520B1G	CSC - 1st Degree - Injury to Incap. Victim	LIFE
750.520B1H	CSC - 1st Degree - Mentally Disabled-Relation	LIFE
750.520C	CSC, 2nd Degree Multiple Variables	15
750.520C1A	CSC - 2nd Degree - Person Under 13	15

Total Cases	Prison 47%	Probation 38%	Jail* 12%	Other** 3%
13,203	6,276	4,998	1,531	398
1,501	310	884	259	48
487	98	243	124	22
62	2	42	16	2
15	1	5	9	
5		2	3	
1170	250	556	319	45
156	7	86	59	4
1				1
37	9	18	10	
1	1			
358	59	195	87	17
29		19	10	
573	198	239	108	28
42	8	23	9	2
6	3	2	1	
12	10		2	
2		1	1	
2	2			
3	3			
21	3	12	5	1
1		1		
3		3		
17	8	5	2	2
3	3			
76	73	2	1	
3	2			1
187	185	1	1	
20	10	9	1	
36	36			
1		1		
15	15			
6	5		1	
15	15			
1	1			
12	12			
3	3			
1			1	
1	1			
131	62	54	13	2
22	7	8	4	3
396	244	140	10	2
46	21	22	3	

NOTE: Be sure to check for related offense codes when examining a particular type of crime. They may or may not be in sequential order or even on the same page.

# A2c 2001 Criminal Court Dispositions by Offense and Type of Disposition

## Assaultive Offenses

Page Six of Eight

Compiled Laws	Offense	Maximum
TOTAL COUNTS		VIOLATIONS ATTEMPTS
750.520C1B	CSC - 2nd Degree - Relationship	15 ATTEMPTS
750.520C1C	CSC - 2nd Degree - During Felony	15 ATTEMPTS
750.520C1D	CSC - 2nd Degree - Accomplices	15 ATTEMPTS
750.520C1E	CSC - 2nd Degree - Weapon Used	15 ATTEMPTS
750.520C1F	CSC - 2nd Degree - Personal Injury	15 ATTEMPTS
750.520C1G	CSC - 2nd Degree - Injury to Incap. Victim	15 ATTEMPTS
750.520C1H	CSC - 2nd Degree - Mentally Disabled-Relation	15 ATTEMPTS
750.520D	CSC, 3rd Degree Multiple Variables	15 ATTEMPTS
750.520D1A	CSC - 3rd Degree - Person 13 Through 15	15 ATTEMPTS
750.520D1B	CSC - 3rd Degree - Force or Coercion	15 ATTEMPTS
750.520D1C	CSC - 3rd Degree - Incapacitated Victim	15 ATTEMPTS
750.520D1D	CSC - 3rd Degree - Incest	15 ATTEMPTS
750.520E	CSC, 4th Degree Multiple Variables	2 ATTEMPTS
750.520E1A	CSC - 4th Degree - Force or Coercion	2 ATTEMPTS
750.520E1A-A	CSC - 4th Degree - Victim 13 Through 15	2 ATTEMPTS
750.520E1B	CSC - 4th Degree - Incapacitated Victim	2 ATTEMPTS
750.520E1F	CSC, 4th Degree - Detained Juvenile	2 ATTEMPTS
750.520E1G	CSC - 4th Degree - Incest	2 ATTEMPTS
750.520F	CSC - 2nd Offense	LIFE ATTEMPTS
750.520G	CSC - Assault with Intent to Commit CSC	10 ATTEMPTS
750.520G1	CSC - Assault with Intent to Commit Sexual Penetration	10 ATTEMPTS
750.520G2	CSC - Assault with intent to Commit CSC, 2nd Degree	5 ATTEMPTS
750.529	Robbery Armed	LIFE ATTEMPTS
750.529A	Car Jacking	LIFE ATTEMPTS
750.530	Robbery Unarmed	15 ATTEMPTS

Total Cases	Prison 47%	Probation 38%	Jail* 12%	Other** 3%
13,203	6,276	4,998	1,531	398
1,501	310	884	259	48
60	32	24	4	
14	5	9		
4	3		1	
1			1	
1		1		
3	3			
20	9	8	2	1
4	1	1	1	1
3	1	2		
92	77	8	3	4
28	7	17	3	1
257	191	36	10	20
102	32	57	9	4
58	54	1	3	
15	4	9	2	
10	10			
1		1		
14	12	1	1	
181	35	111	27	8
8	1	4	3	
266	51	165	41	9
10		7	3	
112	22	67	19	4
10		9	1	
33	7	21	4	1
1		1		
13	5	8		
1		1		
14	14			
4	4			
136	72	58	3	3
1		1		
68	40	25	3	
2	2			
728	716	7	3	2
21	9	7	5	
129	127	2		
13	11	2		
480	265	159	33	23
37	13	17	5	2

NOTE: Be sure to check for related offense codes when examining a particular type of crime. They may or may not be in sequential order or even on the same page.

# A2c 2001 Criminal Court Dispositions by Offense and Type of Disposition

## Assaultive Offenses

Page Seven of Eight

Compiled Laws	Offense	Maximum
	TOTAL COUNTS	VIOLATIONS ATTEMPTS
750.531	Robbery, Bank/Safe/Vault	LIFE
750.531-A	Bank Robbery	LIFE
750.531-B	Safe Breaking	LIFE
750.532	Seduction	5
750.72	Burning Dwelling House	20
750.72-A	Arson - Dwelling House	20
750.72-B	Arson - Dwelling House Curtilage	20
750.73	Arson - Real Property	10
750.74	Arson - Personal Property	10
750.74B	Arson - Personal Property Over \$50	4
750.741C1	Arson - Real/Personal Property Betw \$1K & <\$20K	5
750.741D1	Arson - Personal Property \$20K+	10
750.75	Arson - Insured Property	10
750.77	Arson - Preparing to Burn	10
750.77-B	Arson - Prepare to Burn Real or Personal Prop >\$50	4
750.771C1	Arson - Prepare to Burn Property Betw \$1K & <\$20K	5
750.771D1	Arson - Prepare to Burn Prop \$20K+	10
750.78	Arson - Setting Fire to Woods/Prairies/Grounds	4
750.81	Assault or Assault and Battery	MISD
750.81A	Assault - Aggravated	1
750.81A2	Domestic Violence - Aggravated	1
750.81A3	Domestic Violence - Aggravated 2nd Offense	2
750.812	Domestic Violence	MISD
750.813	Domestic Violence 2nd Offense	1
750.814	Domestic Violence 3rd Offense	2

Total Cases	Prison 47%	Probation 38%	Jail* 12%	Other** 3%
13,203	6,276	4,998	1,531	398
1,501	310	884	259	48
18	16	2		
2		2		
68	58	6	4	
35	32	3		
10	3	4		3
14		14		
2		2		
21	17	4		
5		4	1	
57	34	21	1	1
13	6	7		
8	4	3		1
2		2		
52	25	24	3	
10	3	7		
3	1	1	1	
2		2		
6	3	2	1	
2	1		1	
40	6	26	2	6
7	1	5	1	
4		4		
15	1	13	1	
4		2	1	1
8	1	6		1
6	2	3	1	
1			1	
15	3	11	1	
4		3		1
15	7	7		1
7	1	6		
3		3		
1			1	
5	1	2	2	
4	1	2	1	
30	3	19	7	1
1		1		
9	3	3	3	
1		1		
310	81	145	81	3
3		3		

NOTE: Be sure to check for related offense codes when examining a particular type of crime. They may or may not be in sequential order or even on the same page.

# A2c 2001 Criminal Court Dispositions by Offense and Type of Disposition

## Assaultive Offenses

Page Eight of Eight

Compiled Laws	Offense	Maximum
	TOTAL COUNTS	VIOLATIONS ATTEMPTS
750.82	Felonious Assault	4
		ATTEMPTS
750.822	Asslt W/Dangerous Weapon - Weapon-Free School Zone	4
		ATTEMPTS
750.83	Asslt W/Int to Commit Murder	LIFE
		ATTEMPTS
750.84	Asslt W/Int Gr Bod Hrm Less Murder	10
		ATTEMPTS
750.86	Assault W/Intent to Maim	10
		ATTEMPTS
750.87	Asslt W/Intent to Commit Felony	10
		ATTEMPTS
750.88	Asslt W/Intent to Rob & Steal Unarmed	15
		ATTEMPTS
750.89	Asslt W/Intent to Rob & Steal Armed	LIFE
		ATTEMPTS
750.90CA	Miscarriage - Gross Negligence Against Pregnant Individual	15
		ATTEMPTS
750.90DA	Miscarriage - OUIL Accident Against Pregnant Individual	15
		ATTEMPTS
750.91	Attempt to Murder	LIFE
		ATTEMPTS
752.191	Felonious Driving	2
		ATTEMPTS
752.861	Weapons - Firearms, Careless Use Causing Injury/Death	2
		ATTEMPTS
752.881	Bow & Arrow, Reckless Use Causing Injury/Death	2
		ATTEMPTS

Total Cases	Prison 47%	Probation 38%	Jail* 12%	Other** 3%
13,203	6,276	4,998	1,531	398
1,501	310	884	259	48
1822	506	993	244	79
346	28	245	65	8
2	1	1		
155	148	3	4	
576	391	149	25	11
43	19	22	2	
2	1		1	
8	3	4	1	
1		1		
59	33	18	3	5
4	3	1		
145	133	9	3	
4	2	2		
2	2			
1	1			
1	1			
1	1			
36	8	22	3	3
2	1	1		
22	2	12	5	3
1			1	

**NOTES:** Be sure to check for related offense codes when examining a particular type of crime. They may or may not be in sequential order or even on the same page.

Includes multiple dispositions per offender.

\* Includes Fine, Restitution, and Costs.

\*\* Includes Delayed and Suspended Sentences and HYTA Probation.

SOURCE: Basic Information Reports (BIR).

---

# Prison Commitments

# B

This section provides data on prison intake — the number and characteristics of new prisoners received into the Department's institutions and camps.

Tables B1a and B1b exclude one category of intake, called *additional sentence imposed*. Additional sentence imposed is excluded from these tables because rather than new offenders admitted into the system, these are prisoners who are already incarcerated and then receive an additional sentence, either because of a crime committed while incarcerated or because of later sentencing on a previous pending charge.

All of the other tables and charts in this section *include* the additional sentence imposed category.

Tables B1a through B1c compare prison intake for 2001 with intake and various other data for past years.

Table B2 shows all 2001 prison intake broken down by minimum sentence and offense. Tables B2a through B2c show the information in Table B2 broken down by major crime categories (i.e., non-assaultive, drug and assaultive). Table B3 shows *female* intake broken down by minimum sentence and offense.

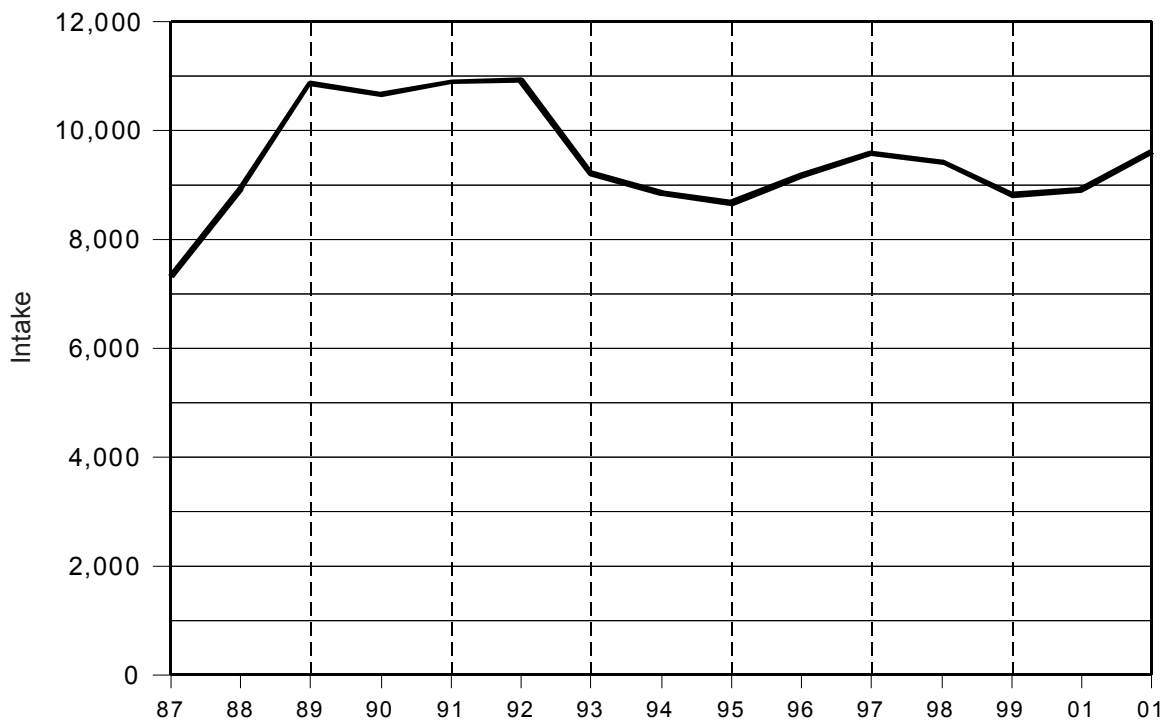
The crimes in the B2 series of tables and the B3 table are sorted by Michigan Compiled Law (MCL) numbers and Prosecuting Attorney's Coordinating Council (PACC) codes (the sort order used since 1999). Since this sort order keeps sequential codes together, similar crimes are not consolidated. This level of detail provides much richer information, but the reader must be careful to watch for related codes when attempting to examine the prison intake frequency and minimum term distribution for a particular type of crime. For example, eight separate offense codes now appear for the crime of first degree criminal sexual conduct (750.520B\*\*) because each code represents a specific characteristic of the offense.

Tables B4a through B7 summarize commitments to prison broken down by various other characteristics — including age, race, gender, commitment type, and major crime type.

# B1a Annual Prison Intake (Excluding "Additional Sentence Imposed")

Calendar Years 1987 - 2001

Year	Admissions to Prison	Numerical Change	Percent Change
1987	7,320	---	---
1988	8,940	1,620	22.1
1989	10,870	1,930	21.6
1990	10,674	(196)	(1.8)
1991	10,883	209	2.0
1992	10,943	60	0.6
1993	9,219	(1,724)	(15.8)
1994	8,845	(374)	(4.1)
1995	8,667	(178)	(2.0)
1996	9,169	502	5.8
1997	9,584	415	4.5
1998	9,424	(160)	(1.7)
1999	8,809	(615)	(6.5)
2000	8,922	113	1.3
2001	9,610	688	7.7

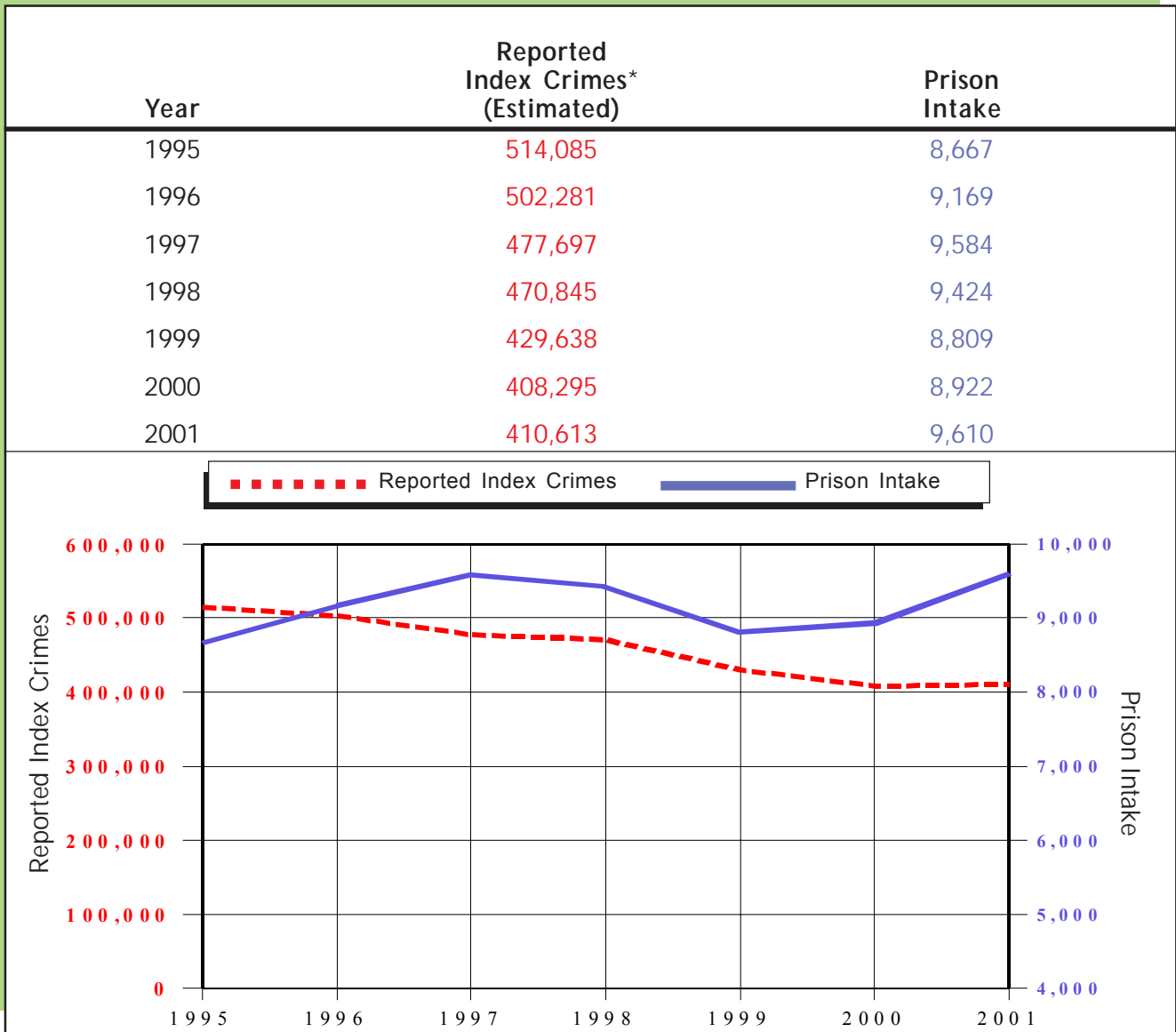


Source: Corrections Management Information System (CMIS).

# B1b Reported Index Crimes and Prison Intake (Excluding "Additional Sentence Imposed")

Calendar Years 1995 - 2001

This chart was modified in 1999 from previous years to accommodate a change in reporting from the Michigan State Police. The MSP changed its process for reporting index crimes in the 1999 UCR report and generated estimates back through 1995 for continuity. State index crime totals are now calculated by combining actual figures with estimates of missing data, using an estimation process adapted from that used by the FBI. The MSP's estimation process is designed to help ensure an accurate portrayal of crime trends, and minimize fluctuations due to reporting discrepancies. The MSP adjusted the 1995 and 2000 figures in the 2001 UCR report.



[Sources] Reported Index Crimes: Michigan State Police (MSP) 2001 Uniform Crime Report (UCR). Prison Intake: Corrections Management Information System (CMIS)

\*Index crimes include murder, rape, robbery, aggravated assault, burglary, larceny, motor vehicle theft, and arson.

# B1c Total Prisoner Population, Prison Commitments, and Michigan Census: 1942 - 2001

Year	Total Prisoner Population*	Prison Commitments (Inc. Add. Sentence Imposed)	Michigan Census
1942	7,511	2,338	5,538,857
1943	7,397	2,229	5,377,329
1944	7,506	2,205	5,377,329
1945	7,391	2,353	5,435,092
1946	7,830	2,460	5,708,415
1947	8,239	2,529	6,069,000
1948	8,124	2,588	6,195,000
1949	8,519	3,165	6,352,000
1950	8,727	3,061	6,371,766
1951	9,176	3,041	6,545,000
1952	8,774	2,779	6,708,000
1953	8,870	3,530	6,852,000
1954	8,912	3,386	7,024,000
1955	9,571	3,270	7,236,000
1956	9,547	3,601	7,516,000
1957	10,071	3,588	7,803,000
1958	10,138	3,890	7,866,000
1959	10,334	3,667	7,960,000
1960	9,622	3,706	7,823,194
1961	9,550	4,123	7,903,000
1962	9,197	3,832	7,939,000
1963	8,338	3,990	8,030,000
1964	8,264	3,741	8,100,000
1965	7,345	3,280	8,199,283
1966	6,754	3,088	8,314,070
1967	7,037	3,719	8,615,000
1968	7,743	3,950	8,675,000
1969	8,409	4,169	8,734,000
1970	9,079	4,907	8,875,083
1971	9,547	5,446	8,996,000
1972	8,471	4,734	9,013,475
1973	7,874	4,114	9,061,000
1974	8,630	5,172	9,094,000
1975	10,855	6,218	9,092,000
1976	11,737	6,596	9,100,000
1977	13,824	7,071	9,138,000
1978	14,944	6,681	9,181,000
1979	15,063	5,843	9,207,000
1980	15,148	6,212	9,262,078
1981	14,923	6,138	9,270,000
1982	15,082	6,409	9,227,300
1983	14,508	6,897	9,050,282
1984	14,658	7,154	9,262,044
1985	17,744	7,767	9,170,000
1986	20,739	8,289	9,143,600
1987	23,977	9,092	9,205,800
1988	27,720	10,759	9,300,100
1989	31,834	12,760	9,273,300
1990	34,209	12,099	9,295,287
1991	36,293	12,179	9,395,022
1992	38,628	12,191	9,470,323
1993	38,942	10,299	9,529,240
1994	40,501	9,751	9,584,481
1995	41,112	9,523	9,659,871
1996	42,349	10,047	9,739,184
1997	44,771	10,575	9,785,450
1998	45,879	10,433	9,820,231
1999	46,617	9,656	9,863,775
2000	47,718	9,743	9,952,006
2001	48,849	10,498	9,990,817

[Source] Prisoner Population: Prisoner Census Report. Commitments: Corrections Management Information System (CMIS). Michigan Census: DMB.

\*Total Prisoner Population includes prisoners in the institutions and camps, the SAI - Prison program and Community Residential Programs.

NOTE: Adjustment was made to 2000 commitment figure due to lag in data reporting.



# B2 2001 Commitments by Minimum Term Distribution for Men and Women — All Offenses

*Includes Additional Sentences Imposed*  
 Page One of Eighteen

B - 5

	GRAND TOTALS*																		
	VIOLATIONS																		
	ATTEMPTS																		
	Max. Penalty																		
28.2931	State ID Card - False Application	5																	
	ATTEMPTS																		
28.729	Sex Offender - Fail to Register	4																	
	ATTEMPTS																		
257.254	MV Code - Intent to Pass False Title	10																	
	ATTEMPTS																		
257.257	License Documents/Plates Forgery	5																	
	ATTEMPTS																		
257.301	Operating - No License/ Multiple Licenses	MISD																	
	ATTEMPTS																		
257.324	Operator License Forge/Alter/ False	MISD																	
	ATTEMPTS																		
257.602A	Peace Officer - Fleeing Vehicle Code	15																	
	ATTEMPTS																		
257.602A2	Peace Officer - Fleeing/Vehicle CD 4th Degree	2																	
	ATTEMPTS																		
257.602A3	Peace Officer - Fleeing/Vehicle CD 2nd Offense	5																	
	ATTEMPTS																		
257.602A3-A	Peace Officer - Fleeing/Vehicle CD 3rd Degree	5																	
	ATTEMPTS																		
257.602A4	Peace Officer - Fleeing/Vehicle CD Second Degree	10																	
	ATTEMPTS																		
257.602A4-A	Peace Officer - Fleeing - Vehicle Cause Serious Injury	10																	
	ATTEMPTS																		
257.617	Fail to Stop at Accident — Serious Impairment/Death Rslt	5																	
	ATTEMPTS																		
257.6251-A	Operating — OUIL/Per Se	MISD																	
	ATTEMPTS																		
257.6253-A	Operating Impaired	MISD																	
	ATTEMPTS																		
257.6254	Operating — Under the Influence Causing Death	15																	
	ATTEMPTS																		
257.6255	OUIL - Causing Incapacitating Injury	5																	
	ATTEMPTS																		
257.6255-A	Operating — Under the Influence Causing Serious Injury	5																	
	ATTEMPTS																		

TOTAL	.5	1	1.5	2	2.5	3	3.5	4	4.5	5	10	15	20	25	>25	LIFE	AVG
10,498	387	1,788	2,044	2,234	645	745	279	319	131	382	823	244	138	65	81	167	3.3
9,892	326	1,662	1,896	2,081	612	716	258	318	131	380	820	243	136	65	81	167	3.4
580	61	126	148	153	33	29	21	1		2	3	1	2				1.6
1	1																0.3
18	1	4	6	7													1.4
4		1	3														1.2
5		2	1	1	1												1.6
2		1			1												1.7
1			1														1.3
1			1														1.5
2			1								1						5.7
36	2	8	22	4													1.1
1	1																0.2
75	3	24	15	19	6	5	3										1.5
3	2			1													0.7
1							1										3.3
7		2		2				1			2						3.6
15			3	7	1	3	1										2.1
44		6	13	22	1	2											1.7
1						1											2.8
41		1	1	3	4	3	2	5	2	5	12	3					5.1
1				1													1.7
19		2	6	3	3	2	1			1	1						2.3
2			1	1													1.6

NOTE: Be sure to check for related offense codes when examining a particular type of crime. They may or may not be in sequential order or even on the same page.

**B2** 2001 Commitments by Minimum Term Distribution for Men and Women — All Offenses  
*Includes Additional Sentences Imposed*  
 Page Two of Eighteen

B - 6

GRAND TOTALS*		5
VIOLATIONS		10,498
ATTEMPTS		9,892
Max. Penalty		580
257.6256	Operating — OUIL/Per Se 3rd (Felony) ATTEMPTS	5
257.6256B	Operating — OUIL/Per Se/OWI - 2nd Offense ATTEMPTS	1
257.6256D	Operating — OUIL/Per Se/OWI - 3rd Offense ATTEMPTS	5
257.6257A2	Operating OUIL/Occupant < 16, 2nd Offense ATTEMPTS	5
257.903	Motor Vehicle Code, False Certification ATTEMPTS	5
257.9041B	Operate - Allow Suspend, MISD Revoked to Operate ATTEMPTS	1
257.9041C	Operate - Allow Suspend/Revoke to Operate - 2nd Offense ATTEMPTS	1
257.9044	Operate - License Suspend/Revoked Cause Death ATTEMPTS	15
324.811347	ORV - OUIL Causing Death ATTEMPTS	15
333.17766A3	Controlled Sub, Steroids - Delivery ATTEMPTS	7
333.5210	AIDS - Sexual Penetration with Uninformed Partner ATTEMPTS	4
333.73413	Controlled Sub, Imitation Mfg. or Distribution ATTEMPTS	2
333.7401C2A	Controlled Sub - Operate/Maintain A Lab ATTEMPTS	10
333.7401C2D	Controlled Sub - Manufac Near Church/School ATTEMPTS	20
333.74012A	Controlled Sub, Mfg, Del, Poss (Narcotic or Cocaine) ATTEMPTS	LIFE
333.74012A1	Controlled Sub, Mfg, Del, Poss - 650 or More Grams ATTEMPTS	LIFE
333.74012A2	Controlled Sub, Mfg, Del, Poss 225-649g ATTEMPTS	30
333.74012A3	Controlled Sub, Mfg, Del, Poss 50-224g ATTEMPTS	20

TOTAL	.5	1	1.5	2	2.5	3	3.5	4	4.5	5	10	15	20	25	>25	LIFE	AVG
10,498	387	1,788	2,044	2,234	645	745	279	319	131	382	823	244	138	65	81	167	3.3
9,892	326	1,662	1,896	2,081	612	716	258	318	131	380	820	243	136	65	81	167	3.4
580	61	126	148	153	33	29	21	1		2	3	1	2				1.6
2			2														1.4
2			1	1													1.7
667	6	82	191	233	62	54	29	6	1	2	1						1.8
4		1	3														1.3
8		5		3													1.3
1				1													2.0
1			1														1.5
6				1			1				3	1					6.1
1											1						7.2
1								1									4.0
4					1	2					1						4.4
12	4	3	2	2		1											1.1
2				1			1										2.6
1											1						8.0
2				1	1												2.2
8												1	4	1		2	20.0
1												1	1				20.0
26				2		2				2	8	7	5				11.1
1				1													2.0
117		7	4	2	3	6	3	6		23	62	1					6.1
1											1						7.0

NOTE: Be sure to check for related offense codes when examining a particular type of crime. They may or may not be in sequential order or even on the same page.

**B2** 2001 Commitments by Minimum Term Distribution for Men and Women — All Offenses  
*Includes Additional Sentences Imposed*  
 Page Three of Eighteen

B - 7

GRAND TOTALS*		20
VIOLATIONS		20
ATTEMPTS		20
Max. Penalty		
333.74012A4	Controlled Sub, Mfg, Del, Poss <50 Grams	20 ATTEMPTS
333.74012B	Contr. Sub, Mfg, Del, Poss, Sch 1-3, Methamphetamine	20 ATTEMPTS
333.74012B-A	Contr. Sub, Mfg, Del, Poss (Sch 1,2,3 ex Marij & Cocaine)	7 ATTEMPTS
333.74012C	Contr. Sub, Mfg, Del, Poss, (Sch 4, or Added by Rule)	4 ATTEMPTS
333.74012D	Controlled Sub, Mfg, Del, Poss (Sch 5)	2 ATTEMPTS
333.74012D1	Controlled Sub, Mfg, Del, Poss, 45 Kg+ Marijuana	15 ATTEMPTS
333.74012D2	Controlled Sub, Mfg, Del, Poss Marijuana 5 - <45 Kg	7 ATTEMPTS
333.74012D3	Controlled Sub, Mfg, Del, Poss, Marijuana <5 Kg	4 ATTEMPTS
333.74012F	Prescription Forms Mfg, Del, Poss	7 ATTEMPTS
333.74022D	Contr. Sub. - Mfg, Del, Poss Counterfeit (Sch 5)	2 ATTEMPTS
333.7403	Controlled Sub - Possession	LIFE ATTEMPTS
333.74032A	Controlled Sub, Possession Narc. or Cocaine	LIFE ATTEMPTS
333.74032A1	Controlled Sub - Poss 650g+ Narc. or Cocaine	LIFE ATTEMPTS
333.74032A2	Controlled Sub - Poss 225-649g Narc. or Cocaine	30 ATTEMPTS
333.74032A3	Controlled Sub - Poss 50-224g Narc. or Cocaine	20 ATTEMPTS
333.74032A4	Controlled Sub - Poss 25-49g Narc. or Cocaine	4 ATTEMPTS
333.74032A5	Controlled Sub - Poss Less 25g Narc. or Cocaine	4 ATTEMPTS
333.74032B	Controlled Sub - Poss Analogues, Sch 1-4 or Methamphet.	10 ATTEMPTS

TOTAL	.5	1	1.5	2	2.5	3	3.5	4	4.5	5	10	15	20	25	>25	LIFE	AVG
10,498	387	1,788	2,044	2,234	645	745	279	319	131	382	823	244	138	65	81	167	3.3
9,892	326	1,662	1,896	2,081	612	716	258	318	131	380	820	243	136	65	81	167	3.4
580	61	126	148	153	33	29	21	1		2	3	1	2				1.6
947	20	450	187	174	30	50	6	10	1	12	7						1.5
48	11	22	8	5		1	1										1.1
6	1	1	2					1		1							2.1
12		1	5	4	1	1											1.7
1						1											2.7
1				1													2.0
3				1		1					1						3.8
1		1															0.8
16		2	5	3	2	3		1									1.9
136	11	24	53	34	10	3		1									1.4
11	3	3	5														0.9
1											1						7.0
1		1															1.0
1			1														1.3
1			1														1.5
2													1			1	20.0
1				1													2.0
10		1		1					1	1	6						7.0
12	2	5	3	2													1.1
1					1												2.3
360	49	104	98	68	18	16		4		2	1						1.4
16	4	9	2	1													0.9
3		1	1			1											1.7

NOTE: Be sure to check for related offense codes when examining a particular type of crime. They may or may not be in sequential order or even on the same page.

# B2 2001 Commitments by Minimum Term Distribution for Men and Women — All Offenses

*Includes Additional Sentences Imposed*  
 Page Four of Eighteen

B - 8

	GRAND TOTALS*	
	VIOLATIONS	
	ATTEMPTS	
	Max. Penalty	
333.74032B-A	Controlled Sub - Possession/ Analogues	2 ATTEMPTS
333.74032B1	Controlled Sub - Possession Methamphetamine	10 ATTEMPTS
333.74032D	Controlled Sub - Poss Marijuana	1 ATTEMPTS
333.74042A	Contr. Sub Use (Narcotic, Cocaine, Methamphetamine)	1 ATTEMPTS
333.7405D	Contr. Sub - Maintain or Keep Drug House	2 ATTEMPTS
333.7407A-A	Controlled Sub - Induce Person to Commit Felony	LIFE ATTEMPTS
333.7407A1-A	Controlled Sub - Attempted Felony	LIFE ATTEMPTS
333.74071C	Controlled Sub - Obtain by Fraud	4 ATTEMPTS
333.74071CA	Controlled Sub - Obtain by Fraud (Attempt)	4 ATTEMPTS
333.74071G	Controlled Sub - Counterfeit Prescription Form	4 ATTEMPTS
333.7410A	Contr. Sub - Delivery/Poss in Park	2 ATTEMPTS
333.74101-B	Contr. Sub - Delivery to Minor (Sch 1-3 ex Marij/Cocaine)	14 ATTEMPTS
333.74101-D	Contr. Sub - Delivery to Minor (Sch. 4 & Marijuana)	8 ATTEMPTS
333.74102-A	Contr. Sub - Del on School Prop (Narc. or Cocaine) <50g	60 ATTEMPTS
333.74103	Contr. Sub - Poss w/Int on School Prop (Narc/Cocaine) <50 Grams	40 ATTEMPTS
333.74132	Controlled Sub - Second Offense - Double Penalty	LIFE ATTEMPTS
400.601-B	Welfare Fraud - Over \$500	4 ATTEMPTS
400.602-B	Welfare Fraud - Fail to Inform \$500 or More	4 ATTEMPTS

TOTAL	.5	1	1.5	2	2.5	3	3.5	4	4.5	5	10	15	20	25	>25	LIFE	AVG
10,498	387	1,788	2,044	2,234	645	745	279	319	131	382	823	244	138	65	81	167	3.3
9,892	326	1,662	1,896	2,081	612	716	258	318	131	380	820	243	136	65	81	167	3.4
580	61	126	148	153	33	29	21	1		2	3	1	2				1.6
6	1	1	2	2													1.2
3				1	2												2.3
17	3	5	9														1.0
2		1	1														1.1
8		1	7														1.2
2		1		1													1.5
1		1															1.0
1		1			1												2.0
11	1	2	4	2	2												1.4
1			1														1.3
1			1														1.5
1	1																0.3
1			1														1.2
2						1				1							4.0
1										1							5.0
2						2											2.8
1				1													2.0
7		3	3								1						2.3
1		1															1.0
1			1														1.3
7	6				1												0.4

NOTE: Be sure to check for related offense codes when examining a particular type of crime. They may or may not be in sequential order or even on the same page.

**B2** 2001 Commitments by Minimum Term Distribution for Men and Women — All Offenses  
*Includes Additional Sentences Imposed*  
 Page Five of Eighteen

B - 9

	GRAND TOTALS*																	
	VIOLATIONS																	
	ATTEMPTS																	
	Max. Penalty																	
432.2182	Gambling Activity-Felony Violations	10																
	ATTEMPTS																	
500.45111	Insurance - Fraudulent Acts	4																
	ATTEMPTS																	
500.45112	Insurance Fraud - Conspiracies	10																
	ATTEMPTS																	
570.152	Contractor - Fraudulent Use of Building Contract Fund	3																
	ATTEMPTS																	
750.10A	Sexually Delinquent	LIFE																
	ATTEMPTS																	
750.110	Breaking & Entering	10																
	ATTEMPTS																	
750.110-A	Break & Enter - Unoccup. Bldg. w/Intent	10																
	ATTEMPTS																	
750.110A2	Home Invasion - 1st Degree	20																
	ATTEMPTS																	
750.110A3	Home Invasion - 2nd Degree	15																
	ATTEMPTS																	
750.110A4	Home Invasion - 3rd Degree	5																
	ATTEMPTS																	
750.111	Entering w/o Breaking	5																
	ATTEMPTS																	
750.116	Possession of Burglars Tools	10																
	ATTEMPTS																	
750.1227A	Witness - Bribe/Intimidate/Interfere	4																
	ATTEMPTS																	
750.131A	Checks w/o Account or w/o Suff Funds	2																
	ATTEMPTS																	
750.131A1	Check - No Account	2																
	ATTEMPTS																	
750.131A2	Check - 3 Non-Sufficient Funds Within 10 Days	2																
	ATTEMPTS																	
750.1313C	Check - Non-Sufficient Funds - \$500 or More	2																
	ATTEMPTS																	
750.136B2	Child Abuse, 1st Degree	15																
	ATTEMPTS																	

TOTAL	.5	1	1.5	2	2.5	3	3.5	4	4.5	5	10	15	20	25	>25	LIFE	AVG
10,498	387	1,788	2,044	2,234	645	745	279	319	131	382	823	244	138	65	81	167	3.3
9,892	326	1,662	1,896	2,081	612	716	258	318	131	380	820	243	136	65	81	167	3.4
580	61	126	148	153	33	29	21	1		2	3	1	2				1.6
1											1						7.0
4		2	1			1											1.3
2	1		1														0.7
2	1		1														0.9
2			1	1													1.7
5		1				1				1	2						4.3
329	14	27	82	88	26	44	19	12	5	8	4						2.1
39	4	9	6	11	4	2	3										1.6
8	1	2	1	3		1											1.5
6	1	1	2				1	1									1.8
252	1	12	15	30	11	30	6	9	13	37	72	13	3				5.0
26		8	3	13	1						1						1.7
413	9	24	49	99	40	78	20	33	6	19	35	1					2.9
36	1	4	8	12	5	4	2										1.9
35		5	12	12	4	1		1									1.7
1			1														1.5
25		8	7	3	4	2				1							1.7
2		1		1													1.3
10		1	1	4	2	1				1							2.3
1			1														1.2
5			5														1.3
17		4	8	3	1	1											1.4
9		3	6														1.1
4		1	1	2													1.5
15		1	1	3	1	2	1	1		2	3						3.7
1				1													2.0

NOTE: Be sure to check for related offense codes when examining a particular type of crime. They may or may not be in sequential order or even on the same page.

**B2** 2001 Commitments by Minimum Term Distribution for Men and Women — All Offenses  
*Includes Additional Sentences Imposed*  
 Page Six of Eighteen

B - 10

		GRAND TOTALS*
		VIOLATIONS
		ATTEMPTS
		Max. Penalty
750.136B3	Child Abuse, 2nd Degree	4 ATTEMPTS
750.136B4	Child Abuse, 3rd Degree	2 ATTEMPTS
750.145C2	Child Sexually Abusive Activity	20 ATTEMPTS
750.145C3	Child Sex Abuse Activity - Distribute or Promote	7 ATTEMPTS
750.145D2	Computers-Commit Proscribed Conduct	20 ATTEMPTS
750145D2B	Computers-Commit Crime w/Term betw 1 - 2 Years	2 ATTEMPTS
750145D2E	Computers-Commit Crime w/Term betw 10 - 15 Years	15 ATTEMPTS
750.147B	Ethnic Intimidation	2 ATTEMPTS
750.157B2	Solicit to Murder	LIFE ATTEMPTS
750.157B3	Solicit to Commit Felony	5 ATTEMPTS
750.157C	Solicit, Minor to Commit Felony	LIFE ATTEMPTS
750.157N	Financial Transaction Device, Steal/Retain/Poss	4 ATTEMPTS
750.157N1	Financial Transaction Device - Steal/Retain w/o Consent	4 ATTEMPTS
750.157N2	Financial Transaction Device - Poss Fraudulent One	4 ATTEMPTS
750.157P	Financial Transaction Device - Poss w/Intent to Use/Sell	4 ATTEMPTS
750.157Q	Financial Transaction Device - Illegal Sale/Use	4 ATTEMPTS
750.157R	Financial Transaction Device - Forge/Alter/Counterfeiting	4 ATTEMPTS
750.157S	Financial Transaction Device - Use Revoked/Cancelled	1 ATTEMPTS

TOTAL	.5	1	1.5	2	2.5	3	3.5	4	4.5	5	10	15	20	25	>25	LIFE	AVG
10,498	387	1,788	2,044	2,234	645	745	279	319	131	382	823	244	138	65	81	167	3.3
9,892	326	1,662	1,896	2,081	612	716	258	318	131	380	820	243	136	65	81	167	3.4
580	61	126	148	153	33	29	21	1		2	3	1	2				1.6
10	1	1	3	3	1			1									1.7
5		1	2	2													1.4
12		1	2	1	1			2		1	3	1					4.3
5			1		1		1			2							3.3
1						1											3.0
1						1											2.7
1				1													2.0
2			2														1.3
5				1	1			1			1				1		9.4
1						1											3.0
1					1												2.5
1		1															1.0
25	3	6	6	6	3			1									1.5
2			2														1.2
4		2	1	1													1.3
7	1			2	2	2											2.1
1	1																0.2
11		2	1	5	1	2											1.9
1		1															1.0
1			1														1.3

NOTE: Be sure to check for related offense codes when examining a particular type of crime. They may or may not be in sequential order or even on the same page.

**B2** 2001 Commitments by Minimum Term Distribution for Men and Women — All Offenses  
*Includes Additional Sentences Imposed*  
 Page Seven of Eighteen

B - 11

GRAND TOTALS*		4
VIOLATIONS		15
ATTEMPTS		20
Max. Penalty		20
750.157V	Financial Transaction Device - False ID	ATTEMPTS
750.158	Sodomy	ATTEMPTS
750.15911	Criminal Enterprise - Conducting	ATTEMPTS
750.15912	Criminal Enterprise - Acquire/Maintain	ATTEMPTS
750.15914-A	Criminal Enterprise - Conspiracy	ATTEMPTS
750.160	Dead Bodies - Disinterment & Mutilation	ATTEMPTS
750.161	Desertion & Non-Support	ATTEMPTS
750.165	Refusing to Support Spouse or Children	ATTEMPTS
750.174-A	Embezzlement - Agent or Trustee Under \$100	MISD ATTEMPTS
750.174-B	Embezzlement - Agent or Trustee Over \$100	ATTEMPTS
750.1744A	Embezzlement - Agent or Trustee Betw \$1K and <\$20K	ATTEMPTS
750.1744B	Embezzlement - Agent or Trustee Betw \$200 & <\$1K, 2nd Off	ATTEMPTS
750.1745A	Embezzlement - Agent or Trustee \$20K or More	ATTEMPTS
750.186A	Escape from Juvenile Facility	ATTEMPTS
750.193	Break, Escape or Attempt to Break, Escape Prison	ATTEMPTS
750.1951	Escape from Misdemeanor Jail Sentence	ATTEMPTS
750.1952	Escape - From Felony Jail Sentence	ATTEMPTS
750.197A	Break, Escape Custody	ATTEMPTS

TOTAL	.5	1	1.5	2	2.5	3	3.5	4	4.5	5	10	15	20	25	>25	LIFE	AVG
10,498	387	1,788	2,044	2,234	645	745	279	319	131	382	823	244	138	65	81	167	3.3
9,892	326	1,662	1,896	2,081	612	716	258	318	131	380	820	243	136	65	81	167	3.4
580	61	126	148	153	33	29	21	1		2	3	1	2				1.6
2						2											2.7
1			1														1.5
7				2		1		1			1	2					5.8
1						1											3.0
1							1										3.3
1				1													2.0
5		2		3													1.6
4		4															1.0
13			4	7		2											1.9
4			4														1.3
1			1														1.5
16	2		4	5	1	1				2	1						2.3
3			1		2												2.1
16	1	1	3	10			1										1.7
1	1																0.3
1				1													2.0
8			1	2	2	2			1								2.5
7		1	4	2													1.4
1			1														1.3
109	3	59	27	18	2												1.2
4	1	1	1	1													1.1
5		1	4														1.2
17	2	5	7	3													1.2
2	1		1														1.0

NOTE: Be sure to check for related offense codes when examining a particular type of crime. They may or may not be in sequential order or even on the same page.

**B2** 2001 Commitments by Minimum Term Distribution for Men and Women — All Offenses  
*Includes Additional Sentences Imposed*  
 Page Eight of Eighteen

B - 12

GRAND TOTALS*		
VIOLATIONS		
ATTEMPTS		
Max. Penalty		
750.197C	Assault Employee and/or Escape Jail Through Violence	4 ATTEMPTS
750.197CA	Assault Prison Employee	4 ATTEMPTS
750.1971	Escape Awaiting Trial For Misdemeanor	2 ATTEMPTS
750.1972	Escape - Awaiting Trial for Felony	4 ATTEMPTS
750.199A	Absconding or Forfeiting Bond	4 ATTEMPTS
750.204A	Explosive, Sending w/Int to Frighten	5 ATTEMPTS
750.209-B	Explosives - Place Offensive Subs w/Int To Alarm	5 ATTEMPTS
750.2102A	Explosives - Poss Bomb w/Unlawful Intent	15 ATTEMPTS
750.211A2A	Explosives - Poss of Molotov Cocktail/Other Expl.	15 ATTEMPTS
750.213	Extortion	20 ATTEMPTS
750.218-B	False Pretenses - Over \$100	10 ATTEMPTS
750.2184A	False Pretenses - \$1,000 or More, Less Than \$20,000	5 ATTEMPTS
750.2185A	False Pretenses - \$20K or More	10 ATTEMPTS
750.219A2C1	Telephone - Avoid Payment Betw \$1K & <\$20K	5 ATTEMPTS
750.224	Weapons, Dangerous Weapon Sale/Poss	5 ATTEMPTS
750.224A	Weapon, Taser, Poss or Sale	4 ATTEMPTS
750.224B	Weapon, Short-Barrel Shotgun/ Rifle	5 ATTEMPTS
750.224D2	Weapon, Chemical Type	2 ATTEMPTS

TOTAL	.5	1	1.5	2	2.5	3	3.5	4	4.5	5	10	15	20	25	>25	LIFE	AVG
10,498	387	1,788	2,044	2,234	645	745	279	319	131	382	823	244	138	65	81	167	3.3
9,892	326	1,662	1,896	2,081	612	716	258	318	131	380	820	243	136	65	81	167	3.4
580	61	126	148	153	33	29	21	1		2	3	1	2				1.6
49		21	10	12	1	1		2	1	1							1.6
8		2	4	2													1.4
7			3	2		1		1									2.1
3		2	1														1.1
6		1	2	2	1												1.6
1		1															1.0
19		6	7	4		2											1.5
4		3	1														1.0
1						1											3.0
1							1										3.5
2								1			1						5.4
3		1				1					1						4.6
8			2		1			2			1	1	1				6.2
2			1		1												1.8
11	1		1	2	1	3		1			2						3.4
5		1	1	1	1	1	1										2.1
16		1	5	6	2	2											1.9
2				2													1.7
4				3	1												2.1
2		2															0.9
1			1														1.5
1			1														1.5
13	3	6	3	1													1.0
3	1			2													1.2
2		1	1														1.1

NOTE: Be sure to check for related offense codes when examining a particular type of crime. They may or may not be in sequential order or even on the same page.



**B2** 2001 Commitments by Minimum Term Distribution for Men and Women — All Offenses  
*Includes Additional Sentences Imposed*  
 Page Nine of Eighteen

B - 13

	GRAND TOTALS*																	
	VIOLATIONS																	
	ATTEMPTS																	
	Max. Penalty																	
750.224F	Weapon-Firearm, Poss by Felon	5																
	ATTEMPTS																	
750.2241-A	Weapon, Dangerous Weapon - Misc	5																
	ATTEMPTS																	
750.226	Carry Weapon W/Unlawful Intent	5																
	ATTEMPTS																	
750.227	Carrying Concealed Weapons	5																
	ATTEMPTS																	
750.227B	Felony Firearm	10																
	ATTEMPTS																	
750.227B-A	Weapons - Felony Firearm	2																
	ATTEMPTS																	
750.227C	Poss of Loaded Firearm in Vehicle	2																
	ATTEMPTS																	
750.230	Weapons - Firearms, Altering ID Marks	2																
	ATTEMPTS																	
750.234A	Firearm, Discharge from a Vehicle	4																
	ATTEMPTS																	
750.234B	Firearm, Discharge In/At Dwelling	4																
	ATTEMPTS																	
750.248	Forgery of Records, Other Instruments	14																
	ATTEMPTS																	
750.248A	Financial Transaction Device - Utter & Publish	4																
	ATTEMPTS																	
750.249	Uttering & Publishing	14																
	ATTEMPTS																	
750.250	Forgery of State Warrant	7																
	ATTEMPTS																	
750.253	Uttering & Publishing Counterfeit Bills or Notes	5																
	ATTEMPTS																	
750.254	Forged Bills, Notes, Possession w/Int to Utter & Publish	5																
	ATTEMPTS																	
750.255	Counterfeiting - Possession of Tools	10																
	ATTEMPTS																	
750.259	Counterfeiting - Affix Fictitious Signature	14 mo																
	ATTEMPTS																	

TOTAL	.5	1	1.5	2	2.5	3	3.5	4	4.5	5	10	15	20	25	>25	LIFE	AVG
10,498	387	1,788	2,044	2,234	645	745	279	319	131	382	823	244	138	65	81	167	3.3
9,892	326	1,662	1,896	2,081	612	716	258	318	131	380	820	243	136	65	81	167	3.4
580	61	126	148	153	33	29	21	1		2	3	1	2				1.6
115	18	35	22	27	5	4				3	1						1.4
1			1														1.2
12		3	2	5			2										1.8
1			1														1.5
142	21	43	24	36	7	6	4									1	1.4
27	3	3	10	10	1												1.3
60				59						1							2.0
65				65													2.0
2	1		1														0.6
1		1															1.0
2		1		1													1.4
11	1	3	5	1	1												1.3
40		5	10	19		2				2	2						2.1
3	2						1										1.4
2			1		1												1.9
1				1													1.7
284	6	51	83	76	29	16	3	11	2	3	3	1					1.9
40	8	5	10	9	3	4	1										1.5
1				1													2.0
2				1	1												2.2
2		1	1														1.1
1						1											3.0
1			1														1.5

NOTE: Be sure to check for related offense codes when examining a particular type of crime. They may or may not be in sequential order or even on the same page.

**B2** 2001 Commitments by Minimum Term Distribution for Men and Women — All Offenses  
*Includes Additional Sentences Imposed*  
 Page Ten of Eighteen

B - 14

		GRAND TOTALS*
		VIOLATIONS
		ATTEMPTS
		Max. Penalty
750.261	Counterfeiting - Coins/Poss of Less than 5	10 ATTEMPTS
750.280	Gross Frauds & Cheats at Common Law	10 ATTEMPTS
750.282	Public Utility - Fraudulent Use	4 ATTEMPTS
750.285	Obtain Personal Identity Info w/o Permission	5 ATTEMPTS
750.316	First Degree Murder	LIFE ATTEMPTS
750.316-A	Murder - 1st Degree - Premeditated	LIFE ATTEMPTS
750.316-B	Murder - Felony	LIFE ATTEMPTS
750.316-C	Murder - Open - Statutory Short Form	LIFE ATTEMPTS
750.317	Second Degree Murder	LIFE ATTEMPTS
750.321	Manslaughter	15 ATTEMPTS
750.321-A	Manslaughter - Statutory Short Form	15 ATTEMPTS
750.321-C	Manslaughter - Involuntary	15 ATTEMPTS
750.321-E	Manslaughter with Motor Vehicle	15 ATTEMPTS
750.324	Negligent Homicide	2 ATTEMPTS
750.329	Death, Firearm without Malice	15 ATTEMPTS
750.335A	Indecent Exposure (Sexually Delinquent Person)	LIFE ATTEMPTS
750.338B	Gross Indecency Male and Female - Commit/Procure	5 ATTEMPTS
750.349	Kidnapping	LIFE ATTEMPTS

TOTAL	.5	1	1.5	2	2.5	3	3.5	4	4.5	5	10	15	20	25	>25	LIFE	AVG
10,498	387	1,788	2,044	2,234	645	745	279	319	131	382	823	244	138	65	81	167	3.3
9,892	326	1,662	1,896	2,081	612	716	258	318	131	380	820	243	136	65	81	167	3.4
580	61	126	148	153	33	29	21	1		2	3	1	2				1.6
2			1	1													1.5
2		2															1.0
1	1																0.3
1			1														1.1
7																7	
78						1		1			1				1	74	11.0
39													1			38	20.0
16													1	2	13		26.1
194							1	1		7	18	38	41	35	39	14	20.7
4				1	1			1					1				6.6
1				1													2.0
29			1	3	1	1	2	5		5	9	1	1				5.9
19				2		1	3	2	1	4	5		1				5.6
1							1										3.3
8			1	1		2	1				3						4.2
1					1												2.5
12	1	1	9	1													1.2
2							1				1						6.6
10		2		2		2		1		1	2						3.3
1				1													2.0
3			1	2													1.6
25		1	1								12	5	1		3	2	14.5
3					1	1				1							3.4

NOTE: Be sure to check for related offense codes when examining a particular type of crime. They may or may not be in sequential order or even on the same page.

**B2** 2001 Commitments by Minimum Term Distribution for Men and Women — All Offenses  
*Includes Additional Sentences Imposed*  
 Page Eleven of Eighteen

B - 15

		GRAND TOTALS*
		VIOLATIONS
		ATTEMPTS
		Max. Penalty
750.349A	Prisoner Taking a Hostage	LIFE ATTEMPTS
750.350	Kidnapping - Child Enticement	LIFE ATTEMPTS
750.350A1	Kidnapping - Custodial Interference	13 mo. ATTEMPTS
750.356	Larceny	10 ATTEMPTS
750.356-A	Larceny - Over \$100	5 ATTEMPTS
750.356A	Larceny, Motor Vehicle	10 ATTEMPTS
750.356A-A	Larceny - From a Motor Vehicle	5 ATTEMPTS
750.356A-B	Breaking and Entering - A Vehicle Steal Prop. Over \$5	5 ATTEMPTS
750.356A-C	Breaking and Entering - A Vehicle (with Damage)	5 ATTEMPTS
750.356A1	Larceny - From a Motor Vehicle	5 ATTEMPTS
750.356A2C1	Breaking and Entering - A Vehicle Steal Prop. \$1K - <\$20K	5 ATTEMPTS
750.356A3	Breaking and Entering - A Vehicle (with Damage)	5 ATTEMPTS
750.356C	Retail Fraud - 1st Degree	5 ATTEMPTS
750.356D	Retail Fraud - 2nd Degree	1 ATTEMPTS
750.3562A	Larceny - \$20,000 or More	10 ATTEMPTS
750.3563A	Larceny - \$1,000 Or More But Less Than \$20,000	5 ATTEMPTS
750.3563B	Larceny - \$200 Or More But Less Than \$1,000 - 2nd Offense	5 ATTEMPTS
750.357	Larceny from Person	10 ATTEMPTS

TOTAL	.5	1	1.5	2	2.5	3	3.5	4	4.5	5	10	15	20	25	>25	LIFE	AVG
10,498	387	1,788	2,044	2,234	645	745	279	319	131	382	823	244	138	65	81	167	3.3
9,892	326	1,662	1,896	2,081	612	716	258	318	131	380	820	243	136	65	81	167	3.4
580	61	126	148	153	33	29	21	1		2	3	1	2				1.6
1												1					15.0
3							1				2						6.5
1		1															1.0
4	1			2						1							2.3
10		5		2	3												1.6
3				1		2											2.6
2				2													2.0
1		1															1.0
10		3	2	3	1	1											1.7
2				1		1											2.2
2		1						1									2.2
2			1	1													1.6
25	1	6	9	7	1						1						1.6
5	1		3	1													1.1
8		1	3	3		1											1.7
2	2																0.3
36	5	13	8	3	1	3	2	1									1.4
1			1														1.5
138	4	38	51	35	4	4	1	1									1.4
2		1		1													1.2
1			1														1.5
5		1		1	2	1											2.1
1					1												2.5
22		5	6	8		1	1	1									1.8
4		2		2													1.3
3			1	1	1												1.9
98	3	15	18	30	10	8	1	5	1	4	3						2.1
8	2	1	3		1	1											1.3

NOTE: Be sure to check for related offense codes when examining a particular type of crime. They may or may not be in sequential order or even on the same page.

**B2 2001 Commitments by Minimum Term Distribution for Men and Women — All Offenses**  
*Includes Additional Sentences Imposed*  
 Page Twelve of Eighteen

B - 16

	GRAND TOTALS*																		
	VIOLATIONS																		
	ATTEMPTS																		
	Max. Penalty																		
750.357B	Firearms, Stealing of Another	5																	
	ATTEMPTS																		
750.360	Larceny in Building	4																	
	ATTEMPTS																		
750.362	Larceny By Conversion	10																	
	ATTEMPTS																		
750.362-A	Larceny - By Conversion	5																	
	Over \$100	ATTEMPTS																	
750.362A	Fail to Return Rented Property	10																	
	ATTEMPTS																		
750.362AA	Failure to Return Rented Property	2																	
	Over \$100	ATTEMPTS																	
750.362A3A	Failure to Return Rented Property	5																	
	Betw \$1K & <\$20K	ATTEMPTS																	
750.3622A	Larceny by Conversion \$20K+	10																	
	ATTEMPTS																		
750.3623A	Larceny - By Conversion Betw \$1K	5																	
	and <\$20K	ATTEMPTS																	
750.377A	Malicious Destruction of Personal	10																	
	Property	ATTEMPTS																	
750.377AA	Malicious Destruction of Personal	4																	
	Property Over \$100	ATTEMPTS																	
750.377AB	Malicious Destruction of Personal	MISD																	
	Property Under \$100	ATTEMPTS																	
750.377A1A1	Malicious Destruction of Personal	10																	
	Property \$20K+	ATTEMPTS																	
750.377A1B1	Mal Destr. of Personal Property	5																	
	Betw \$1K & <\$20K	ATTEMPTS																	
750.377B	Mal Destr. Police or Fire Dept	4																	
	Property	ATTEMPTS																	
750.377C	Malicious Destruction of School Bus	5																	
	Intentional	ATTEMPTS																	
750.380A	Malicious Destruction of Building	4																	
	Over \$100	ATTEMPTS																	
750.3803A	Malicious Destruction of Building	5																	
	Betw \$1K & <\$20K	ATTEMPTS																	

TOTAL	.5	1	1.5	2	2.5	3	3.5	4	4.5	5	10	15	20	25	>25	LIFE	AVG
10,498	387	1,788	2,044	2,234	645	745	279	319	131	382	823	244	138	65	81	167	3.3
9,892	326	1,662	1,896	2,081	612	716	258	318	131	380	820	243	136	65	81	167	3.4
580	61	126	148	153	33	29	21	1		2	3	1	2				1.6
7		2	1	2		1	1										1.8
121	6	20	44	30	10	9		1			1						1.6
16	1	4	11														1.1
1		1															1.0
7		1	1	2	2	1											2.0
1	1																0.4
1			1														1.3
3		2	1														0.9
1	1																0.3
2				1	1												2.1
11		3	2	4	1	1											1.6
5	1	2	2														1.0
2		1	1														1.1
7		1	1	4		1											1.8
2		1	1														1.1
2	1				1												1.3
1							1										3.0
22	2	3	7	6		2	1			1							1.8
1				1													1.7
27	3	5	9	7	3												1.4
5		2	3														1.1
1				1													1.7
4		1	2	1													1.4
5				2	1	1	1										2.5

NOTE: Be sure to check for related offense codes when examining a particular type of crime. They may or may not be in sequential order or even on the same page.

**B2** 2001 Commitments by Minimum Term Distribution for Men and Women — All Offenses  
*Includes Additional Sentences Imposed*  
 Page Thirteen of Eighteen

B - 17

GRAND TOTALS*		4
VIOLATIONS		
ATTEMPTS		
Max. Penalty		
750.411A1B	False Report of a Felony	4
ATTEMPTS		
750.411A2	False Bomb Threat	10
ATTEMPTS		
750.411A3A	False Report/Threat - Bomb, Harmful Materials	4
ATTEMPTS		
750.411I	Stalking, Aggravated	5
ATTEMPTS		
750.411I2B	Stalking a Minor - Aggravated	10
ATTEMPTS		
750.411N	Money Laundering - 2nd Degree	10
ATTEMPTS		
750.413	Unlawfully Driving Away an Automobile	5
ATTEMPTS		
750.414	Unlawful Use Auto w/o Intent to Steal	2
ATTEMPTS		
750.451-B	Prostitution - 3rd Offense	2
ATTEMPTS		
750.459	Prostitution - Transporting Female (perhaps compel)	20
ATTEMPTS		
750.479	Obstruct/Resist Public Officer Serving/Executing Process	20
ATTEMPTS		
750.479-A	Public Officer -Resist & Obstruct Serve Process/Order	2
ATTEMPTS		
750.479-B	Police Officer - Resist & Obstruct	2
ATTEMPTS		
750.479A-B	Peace Officer - Resist Arrest Injury Inflicted	2
ATTEMPTS		
750.479A2	Police Officer - Fleeing - 4th Degree	2
ATTEMPTS		
750.479A3	Police Officer - Fleeing 3rd Degree	5
ATTEMPTS		
750.479A4-A	Police Officer - Fleeing (Penal Code) - 2nd Degree	10
ATTEMPTS		
750.479B	Peace Officer, Disarming	10
ATTEMPTS		

TOTAL	.5	1	1.5	2	2.5	3	3.5	4	4.5	5	10	15	20	25	>25	LIFE	AVG
10,498	387	1,788	2,044	2,234	645	745	279	319	131	382	823	244	138	65	81	167	3.3
9,892	326	1,662	1,896	2,081	612	716	258	318	131	380	820	243	136	65	81	167	3.4
580	61	126	148	153	33	29	21	1		2	3	1	2				1.6
9	1	2	2	3		1											1.5
1		1															1.0
2				2													2.0
2				2													1.7
44		8	12	10	3	7	1	1			1	1					2.2
2	1		1														0.8
1				1													2.0
1			1														1.5
195	9	20	58	71	12	16	5	2			2						1.8
13	1	2	5	4	1												1.4
31	1	5	24	1													1.2
1			1														1.1
5		2	3														1.1
2		1		1													1.5
4		2	1	1													1.3
1				1													2.0
128	4	30	66	12	9	3	1	2			1						1.4
2			1	1		1											2.4
4	1		1		1	1											1.6
27	1	7	11	4	2	1		1									1.4
1		1															1.0
116	1	15	34	40	14	5	7										1.8
5		2	3														1.1
8		1	1		2			2			2						3.7
3		2	1														1.1

NOTE: Be sure to check for related offense codes when examining a particular type of crime. They may or may not be in sequential order or even on the same page.

# B2 2001 Commitments by Minimum Term Distribution for Men and Women — All Offenses

*Includes Additional Sentences Imposed*  
 Page Fourteen of Eighteen

B - 18

		GRAND TOTALS*
		VIOLATIONS
		ATTEMPTS
		Max. Penalty
750.479B2	Peace Officer - Disarming Firearm	10 ATTEMPTS
750.49-A	Animals - Fighting	4 ATTEMPTS
750.50B	Animals, Killing/Torturing	4 ATTEMPTS
750.505-A	Obstruction of Justice	5 ATTEMPTS
750.505-B	Accessory After the Fact to Felony	5 ATTEMPTS
750.511	Railroads - Block/Wreck Track	LIFE ATTEMPTS
750.520B	CSC - 1st Degree Multiple Variables	LIFE ATTEMPTS
750.520B1A	CSC - 1st Degree - Person Under 13	LIFE ATTEMPTS
750.520B1B	CSC - 1st Degree - Relationship	LIFE ATTEMPTS
750.520B1C	CSC - 1st Degree - During Felony	LIFE ATTEMPTS
750.520B1D	CSC - 1st Degree - Accomplices	LIFE ATTEMPTS
750.520B1E	CSC - 1st Degree - Weapon Used	LIFE ATTEMPTS
750.520B1F	CSC - 1st Degree - Personal Injury	LIFE ATTEMPTS
750.520B1H	CSC - 1st Degree - Mentally Disabled-Relation	LIFE ATTEMPTS
750.520C	CSC, 2nd Degree Multiple Variables	15 ATTEMPTS
750.520C1A	CSC - 2nd Degree - Person Under 13	15 ATTEMPTS
750.520C1B	CSC - 2nd Degree - Relationship	15 ATTEMPTS
750.520C1C	CSC - 2nd Degree - During Felony	15 ATTEMPTS

TOTAL	.5	1	1.5	2	2.5	3	3.5	4	4.5	5	10	15	20	25	>25	LIFE	AVG
10,498	387	1,788	2,044	2,234	645	745	279	319	131	382	823	244	138	65	81	167	3.3
9,892	326	1,662	1,896	2,081	612	716	258	318	131	380	820	243	136	65	81	167	3.4
580	61	126	148	153	33	29	21	1		2	3	1	2				1.6
1				1													2.0
6		3		1	2												1.6
1		1															1.0
2				1	1												2.2
6		1	2		1			1	1								2.3
2			1			1											2.1
17		6	2	4	2	2	1										1.8
1			1														1.3
41				2	1	2	2		1	3	15	4	4	4	2	1	11.2
164			1	2	7	10	6	10	4	10	44	32	17	9	5	7	10.5
12			1	5	1	3	2										2.4
33				1	1	1		1	2	3	10	6	3	2	1	2	10.6
2				1								1					10.9
8										1	1			1	4	1	26.9
6	1									1	1	3					8.5
13				1					1		4	6			1		12.9
14				1		1			1		1	3	4	1	2		16.5
2				1		1											2.3
2										1			1				12.5
35		1	4	4	6	11	1	3		1	3	1					3.3
1				1													2.0
191		6	17	38	16	23	10	15	2	21	39	4					4.0
17	1	1	1	7	2	1	4										2.1
25			2	7	3	3	2	2		5	1						3.2
4				3			1										2.3
1											1						10.0

NOTE: Be sure to check for related offense codes when examining a particular type of crime. They may or may not be in sequential order or even on the same page.

**B2** 2001 Commitments by Minimum Term Distribution for Men and Women — All Offenses  
*Includes Additional Sentences Imposed*  
 Page Fifteen of Eighteen

B - 19

		GRAND TOTALS*
		VIOLATIONS
		ATTEMPTS
		Max. Penalty
750.520C1E	CSC - 2nd Degree - Weapon Used	15 ATTEMPTS
750.520C1F	CSC - 2nd Degree - Personal Injury	15 ATTEMPTS
750.520C1G	CSC - 2nd Degree - Injury to Incap. Victim	15 ATTEMPTS
750.520C1H	CSC - 2nd Degree - Mentally Disabled-Relation	15 ATTEMPTS
750.520D	CSC, 3rd Degree Multiple Variables	15 ATTEMPTS
750.520D1A	CSC - 3rd Degree - Person 13 Through 15	15 ATTEMPTS
750.520D1B	CSC - 3rd Degree - Force or Coercion	15 ATTEMPTS
750.520D1C	CSC - 3rd Degree - Incapacitated Victim	15 ATTEMPTS
750.520D1D	CSC - 3rd Degree - Incest	15 ATTEMPTS
750.520E	CSC, 4th Degree Multiple Variables	2 ATTEMPTS
750.520E1A	CSC - 4th Degree - Force or Coercion	2 ATTEMPTS
750.520E1A-A	CSC - 4th Degree - Victim 13 Through 15	2 ATTEMPTS
750.520E1B	CSC - 4th Degree - Incapacitated Victim	2 ATTEMPTS
750.520E1G	CSC - 4th Degree - Incest	2 ATTEMPTS
750.520F	CSC - 2nd Offense	LIFE ATTEMPTS
750.520G	CSC - Assault with Intent to Commit CSC	10 ATTEMPTS
750.520G1	CSC - Assault with Intent to Commit Sexual Penetration	10 ATTEMPTS
750.520G2	CSC - Assault with intent to Commit CSC, 2nd Degree	5 ATTEMPTS

TOTAL	.5	1	1.5	2	2.5	3	3.5	4	4.5	5	10	15	20	25	>25	LIFE	AVG
10,498	387	1,788	2,044	2,234	645	745	279	319	131	382	823	244	138	65	81	167	3.3
9,892	326	1,662	1,896	2,081	612	716	258	318	131	380	820	243	136	65	81	167	3.4
580	61	126	148	153	33	29	21	1		2	3	1	2				1.6
1					1												2.5
10		1		2	2	1		1		1	2						3.3
1						1											3.0
1										1							5.0
2					1	1											2.7
43		2	1	5	4	4	2	4		5	16						4.7
1				1													2.0
168	1	12	12	31	9	18	7	16	5	15	38	2	2				4.1
26	1	3	4	12	1	3	2										1.9
44			4	6	1	4	4	3		6	14	2					5.1
3			1	2													1.8
8		1	2	1	1		1			1	1						2.8
1				1													2.0
11						2	1	1		1	6						6.1
16	1	2	13														1.2
47	1	10	33	2	1												1.2
7		1	5		1												1.4
4		1	3														1.2
3			3														1.3
8										1	7						8.5
2		1		1													1.4
56	1	3	10	10	6	4	4	5		6	7						3.1
34		4	4	10	5	2	8	1									2.2
1				1													1.9

NOTE: Be sure to check for related offense codes when examining a particular type of crime. They may or may not be in sequential order or even on the same page.

**B2** 2001 Commitments by Minimum Term Distribution for Men and Women — All Offenses  
*Includes Additional Sentences Imposed*  
 Page Sixteen of Eighteen

B - 20

GRAND TOTALS*																		
VIOLATIONS																		
ATTEMPTS																		
Max. Penalty																		
750.529	Robbery Armed	LIFE																
		ATTEMPTS																
750.529A	Car Jacking	LIFE																
		ATTEMPTS																
750.530	Robbery Unarmed	15																
		ATTEMPTS																
750.531	Robbery, Bank/Safe/Vault	LIFE																
		ATTEMPTS																
750.531-A	Bank Robbery	LIFE																
		ATTEMPTS																
750.531-B	Safe Breaking	LIFE																
		ATTEMPTS																
750.535	Stolen Property - Receiving and Concealing	10																
		ATTEMPTS																
750.535-A	Stolen Property - Receiving & Concealing Over \$100	5																
		ATTEMPTS																
750.535A2	Motor Vehicles - Operating a Chop Shop	10																
		ATTEMPTS																
750.535B	Weapons, Firearms - Receiving & Concealing	10																
		ATTEMPTS																
750.5352A	Stolen Property - Rec & Conc \$20K+	10																
		ATTEMPTS																
750.5353A	Stolen Property - Rec & Conc Betw \$1K & <\$20K	5																
		ATTEMPTS																
750.5353B	Stolen Prop - Rec & Conc Betw \$200 & <\$1K, 2nd Offense	5																
		ATTEMPTS																
750.5354A	Stolen Prop - Rec & Conc Betw Betw \$200 & <\$1K	1																
		ATTEMPTS																
750.539D	Eavesdropping - Installing Device	2																
		ATTEMPTS																
750.540C1	Telephone - Counterfeit Device Avoid Payment	4																
		ATTEMPTS																
750.72	Burning Dwelling House	20																
		ATTEMPTS																
750.72-A	Arson - Dwelling House	20																
		ATTEMPTS																

TOTAL	.5	1	1.5	2	2.5	3	3.5	4	4.5	5	10	15	20	25	>25	LIFE	AVG
10,498	387	1,788	2,044	2,234	645	745	279	319	131	382	823	244	138	65	81	167	3.3
9,892	326	1,662	1,896	2,081	612	716	258	318	131	380	820	243	136	65	81	167	3.4
580	61	126	148	153	33	29	21	1		2	3	1	2				1.6
503		3	4	25	29	27	35	28	42	50	155	62	23	8	11	1	7.8
5		2		3													1.6
75		2		8	8	3	7	5	5	8	18	8	3				6.0
6		2	2	2													1.4
201	1	16	26	41	14	29	5	22	7	15	21	2	2				3.3
9		3	2	3	1												1.5
1				1													2.0
41		4	4	4	2	2	2	7	2	4	7	1	1		1		5.2
24			2	8	1	5	1	2		3	1		1				3.6
1											1						9.5
1			1														1.2
40	7	9	4	13	1	5	1										1.5
4	2	1	1														0.7
2		1		1													1.4
6			2	2	1	1											2.0
1				1													2.0
31	2	12	4	9	2	2											1.4
1				1													2.0
239	21	75	60	58	11	12	1	1									1.4
10	1		4	5													1.4
1			1														1.5
4			2	2													1.7
3			1	1	1												1.7
1				1													1.7
3									1	2							4.6
40		1	4	10	3	7			3	4	7	1					3.7
4		1	1		1	1											1.9

NOTE: Be sure to check for related offense codes when examining a particular type of crime. They may or may not be in sequential order or even on the same page.



**B2** 2001 Commitments by Minimum Term Distribution for Men and Women — All Offenses  
*Includes Additional Sentences Imposed*  
 Page Seventeen of Eighteen

B - 21

	GRAND TOTALS*																		
	VIOLATIONS																		
	ATTEMPTS																		
	Max. Penalty																		
750.72-B	Arson - Dwelling House Curtilage	20																	
	ATTEMPTS		1		1						1								2.8
750.73	Arson - Real Property	10																	
	ATTEMPTS		2	3	5	1	4		1		1								2.2
750.74B	Arson - Personal Property	4																	
	Over \$50	ATTEMPTS			1														2.0
750.741B1	Arson - Personal Property	1																	
	Betw \$200 & <\$1K	ATTEMPTS	1																0.8
750.741C1	Arson - Real/Personal Property	5																	
	Betw \$1K & <\$20K	ATTEMPTS	1		4														1.7
750.741D1	Arson - Personal Property	10																	
	\$20K+	ATTEMPTS			1														1.9
750.75	Arson - Insured Property	10																	
	ATTEMPTS					1													2.5
750.77	Arson - Preparing to Burn	10																	
	ATTEMPTS		1																0.3
750.77-B	Arson - Prepare to Burn Real or	4																	
	Personal Prop >\$50	ATTEMPTS			1	1													1.7
750.771C1	Arson - Prepare to Burn Property	5																	
	Betw \$1K & <\$20K	ATTEMPTS			1														1.5
750.771D1	Arson - Prepare to Burn Prop	10																	
	\$20K+	ATTEMPTS			1	2		1				1							3.6
750.81	Assault or Assault and Battery	MISD																	
	ATTEMPTS		1	1															0.3
750.81A	Assault - Aggravated	1																	
	ATTEMPTS		1	1															0.3
750.81A3	Domestic Violence - Aggravated	2																	
	2nd Offense	ATTEMPTS	1	1															0.5
750.812	Domestic Violence	MISD																	
	ATTEMPTS		4		4														1.3
750.814	Domestic Violence	2																	
	3rd Offense	ATTEMPTS	53		10	26	9	5	1		1		1						1.6
750.82	Felonious Assault	4																	
	ATTEMPTS		314	19	75	73	84	30	24	2	5	1		1					1.6
			16		8	8													1.1
750.822	Asslt W/Dangerous Weapon -	4																	
	Weapon-Free School Zone	ATTEMPTS	1				1												1.9

TOTAL	.5	1	1.5	2	2.5	3	3.5	4	4.5	5	10	15	20	25	>25	LIFE	AVG
10,498	387	1,788	2,044	2,234	645	745	279	319	131	382	823	244	138	65	81	167	3.3
9,892	326	1,662	1,896	2,081	612	716	258	318	131	380	820	243	136	65	81	167	3.4
580	61	126	148	153	33	29	21	1		2	3	1	2				1.6
3		1		1							1						2.8
1				1													2.0
17		2	3	5	1	4		1		1							2.2
3		2		1													1.2
1				1													2.0
1		1															0.8
5		1		4													1.7
1			1														1.5
1				1													1.9
1					1												2.5
1	1																0.3
2			1	1													1.7
1			1														1.5
5			1	2		1					1						3.6
1						1											3.0
1	1																0.3
1	1																0.3
1	1																0.5
4			4														1.3
53		10	26	9	5	1		1			1						1.6
314	19	75	73	84	30	24	2	5	1		1						1.6
16		8	8														1.1
1				1													1.9

NOTE: Be sure to check for related offense codes when examining a particular type of crime. They may or may not be in sequential order or even on the same page.

# B2 2001 Commitments by Minimum Term Distribution for Men and Women — All Offenses

*Includes Additional Sentences Imposed*  
 Page Eighteen of Eighteen

B - 22

		GRAND TOTALS*
		VIOLETIONS
		ATTEMPTS
		Max. Penalty
750.83	Asslt W/Int to Commit Murder	LIFE
		ATTEMPTS
750.84	Asslt W/Int Gr Bod Hrm Less	10
	Murder	ATTEMPTS
750.88	Asslt W/Intent to Rob & Steal	15
	Unarmed	ATTEMPTS
750.89	Asslt W/Intent to Rob & Steal	LIFE
	Armed	ATTEMPTS
750.90CA	Gross Negl Against Preg Person	15
	Result Miscarriage	ATTEMPTS
750.91	Attempt to Murder	LIFE
		ATTEMPTS
752.10542	Copy Audio/Video For Gain - Felony	5
		ATTEMPTS
752.191	Felonious Driving	2
		ATTEMPTS
752.796D	Computers-Commit Crime	5
	Betw \$1K & <\$20K	ATTEMPTS
752.811A	Break & Enter - Coin-Operated	3
	Device	ATTEMPTS
752.811B	Break & Enter - Poss Tool to Open	3
	Coin-Operated Device	ATTEMPTS
752.861	Weapons - Firearms, Careless Use	2
	Causing Injury/Death	ATTEMPTS
769.12	Habitual Offender	LIFE
	Fourth Felony	ATTEMPTS
800.2811	Prisons - Furnish Contraband to	5
	Prisoner in Prison	ATTEMPTS
800.2813	Prisons - Bringing Contraband Into	5
		ATTEMPTS
800.2814	Prisons - Prisoner Possessing	5
	Contraband	ATTEMPTS
800.2834	Prisons - Prisoner Possessing	5
	Weapon	ATTEMPTS

TOTAL	.5	1	1.5	2	2.5	3	3.5	4	4.5	5	10	15	20	25	>25	LIFE	AVG
10,498	387	1,788	2,044	2,234	645	745	279	319	131	382	823	244	138	65	81	167	3.3
9,892	326	1,662	1,896	2,081	612	716	258	318	131	380	820	243	136	65	81	167	3.4
580	61	126	148	153	33	29	21	1		2	3	1	2				1.6
79	1		2	2	1	3	1	2	1	6	24	13	11	3	7	2	12.2
289	8	16	22	58	30	31	13	26	12	33	36	3	1				3.4
12			3	7	1		1										1.9
29		4	2	7	3	4	2	2		4	1						2.8
1				1													2.0
83		1		3	6	9		6	5	10	27	12	3		1		7.3
1			1														1.5
1												1					10.5
1	1																0.5
2		1						1									2.4
1				1													1.9
4			3	1													1.4
1		1															1.0
1		1															0.8
1																1	
1			1														1.3
9	3	2	2	1				1									1.3
21	2	13	4	1				1									1.1
1			1														1.3
26		13	5	7		1											1.3
4	3	1															0.5

NOTES: Be sure to check for related offense codes when examining a particular type of crime. They may or may not be in sequential order or even on the same page.

\*Sentences with Insufficient Information = 26.

Source: Corrections Management Information System (CMIS)

Largest minimum term is reported.

When minimum terms exceed maximum penalties, that may be due to anomalies in criminal justice practices, habitualized offenses, database errors, etc.

Each minimum term category is rounded up from the preceding category (for example, the ten-year category includes all minimums longer than five years up to exactly ten years).

Minimum term averages are based on raw data (with life sentences excluded from the calculations).



**B2a** 2001 Commitments by Minimum Term Distribution for Men and Women — Non-Assaultive Offenses *Includes Additional Sentences Imposed*  
 Page Two of Nine

B - 24

	GRAND TOTALS*																		
	VIOLATIONS																		
	ATTEMPTS																		
	Max. Penalty																		
432.2182	Gambling Activity-Felony Violations	10																	
	ATTEMPTS																		
500.45111	Insurance - Fraudulent Acts	4																	
	ATTEMPTS																		
500.45112	Insurance Fraud - Conspiracies	10																	
	ATTEMPTS																		
570.152	Contractor - Fraudulent Use of Building Contract Fund	3																	
	ATTEMPTS																		
750.110	Breaking & Entering	10																	
	ATTEMPTS																		
750.110-A	Break & Enter - Unoccup. Bldg. w/Intent	10																	
	ATTEMPTS																		
750.110A3	Home Invasion - 2nd Degree	15																	
	ATTEMPTS																		
750.110A4	Home Invasion - 3rd Degree	5																	
	ATTEMPTS																		
750.111	Entering w/o Breaking	5																	
	ATTEMPTS																		
750.116	Possession of Burglars Tools	10																	
	ATTEMPTS																		
750.1227A	Witness - Bribe/Intimidate/Interfere	4																	
	ATTEMPTS																		
750.131A	Checks w/o Account or w/o Suff Funds	2																	
	ATTEMPTS																		
750.131A1	Check - No Account	2																	
	ATTEMPTS																		
750.131A2	Check - 3 Non-Sufficient Funds Within 10 Days	2																	
	ATTEMPTS																		
750.1313C	Check - Non-Sufficient Funds - \$500 or More	2																	
	ATTEMPTS																		
750.147B	Ethnic Intimidation	2																	
	ATTEMPTS																		
750.157B3	Solicit to Commit Felony	5																	
	ATTEMPTS																		
750.157N	Financial Transaction Device, Steal/Retain/Poss	4																	
	ATTEMPTS																		

TOTAL	.5	1	1.5	2	2.5	3	3.5	4	4.5	5	10	15	20	25	>25	LIFE	AVG
4,241	213	756	1,066	1,266	292	331	106	82	17	48	58	4				2	1.8
3,951	175	706	975	1,197	274	317	97	81	17	48	58	4				2	1.8
290	38	50	91	69	18	14	9	1									1.4
1											1						7
4		2	1			1											1.3
2	1		1														0.7
2	1		1														0.9
2			1	1													1.7
329	14	27	82	88	26	44	19	12	5	8	4						2.1
39	4	9	6	11	4	2	3										1.6
8	1	2	1	3		1											1.5
6	1	1	2				1	1									1.8
413	9	24	49	99	40	78	20	33	6	19	35	1					2.9
36	1	4	8	12	5	4	2										1.9
35		5	12	12	4	1		1									1.7
1			1														1.5
25		8	7	3	4	2				1							1.7
2		1	1														1.3
10		1	1	4	2	1				1							2.3
1			1														1.2
5			5														1.3
17		4	8	3	1	1											1.4
9		3	6														1.1
4		1	1	2													1.5
2			2														1.3
1						1											3
1		1															1

NOTE: Be sure to check for related offense codes when examining a particular type of crime. They may or may not be in sequential order or even on the same page.

**B2a** 2001 Commitments by Minimum Term Distribution for Men and Women — Non-Assaultive Offenses *Includes Additional Sentences Imposed*  
 Page Three of Nine

B - 25

	GRAND TOTALS*																		
	VIOLATIONS																		
	ATTEMPTS																		
	Max. Penalty																		
750.157N1	Financial Transaction Device - Steal/Retain w/o Consent	4																	
	ATTEMPTS																		
750.157N2	Financial Transaction Device - Poss Fraudulent One	4																	
	ATTEMPTS																		
750.157P	Financial Transaction Device - Poss w/Intent to Use/Sell	4																	
	ATTEMPTS																		
750.157Q	Financial Transaction Device - Illegal Sale/Use	4																	
	ATTEMPTS																		
750.157R	Financial Transaction Device - Forge/Alter/Counterfeiting	4																	
	ATTEMPTS																		
750.157S	Financial Transaction Device - Use Revoked/Cancelled	1																	
	ATTEMPTS																		
750.157V	Financial Transaction Device - False ID	4																	
	ATTEMPTS																		
750.159I1	Criminal Enterprise - Conducting	20																	
	ATTEMPTS																		
750.159I2	Criminal Enterprise - Acquire/Maintain	20																	
	ATTEMPTS																		
750.159I4-A	Criminal Enterprise - Conspiracy	20																	
	ATTEMPTS																		
750.160	Dead Bodies - Disinterment & Mutilation	10																	
	ATTEMPTS																		
750.161	Desertion & Non-Support	3																	
	ATTEMPTS																		
750.165	Refusing to Support Spouse or Children	4																	
	ATTEMPTS																		
750.174-A	Embezzlement - Agent or Trustee Under \$100	MISD																	
	ATTEMPTS																		
750.174-B	Embezzlement - Agent or Trustee Over \$100	10																	
	ATTEMPTS																		
750.1744A	Embezzlement - Agent or Trustee Betw \$1K and <\$20K	5																	
	ATTEMPTS																		
750.1744B	Embezzlement - Agent or Trustee Betw \$200 & <\$1K, 2nd Off	5																	
	ATTEMPTS																		
750.1745A	Embezzlement - Agent or Trustee \$20K or More	10																	
	ATTEMPTS																		

TOTAL	.5	1	1.5	2	2.5	3	3.5	4	4.5	5	10	15	20	25	>25	LIFE	AVG
4,241	213	756	1,066	1,266	292	331	106	82	17	48	58	4				2	1.8
3,951	175	706	975	1,197	274	317	97	81	17	48	58	4				2	1.8
290	38	50	91	69	18	14	9	1									1.4
25	3	6	6	6	3			1									1.5
2			2														1.2
4		2	1	1													1.3
7	1			2	2	2											2.1
1	1																0.2
11		2	1	5	1	2											1.9
1		1															1
1			1														1.3
2						2											2.7
7				2		1		1			1	2					5.8
1						1											3
1							1										3.3
1				1													2
5		2		3													1.6
4		4															1
13			4	7		2											1.9
4			4														1.3
1			1														1.5
16	2		4	5	1	1				2	1						2.3
3			1		2												2.1
16	1	1	3	10			1										1.7
1	1																0.3
1				1													2
8			1	2	2	2			1								2.5

NOTE: Be sure to check for related offense codes when examining a particular type of crime. They may or may not be in sequential order or even on the same page.

**B2a** 2001 Commitments by Minimum Term Distribution for Men and Women — Non-Assaultive Offenses *Includes Additional Sentences Imposed*  
 Page Four of Nine

B - 26

		GRAND TOTALS*
		VIOLATIONS
		ATTEMPTS
		Max. Penalty
750.186A	Escape from Juvenile Facility	4
	ATTEMPTS	
750.193	Break, Escape or Attempt to Break, Escape Prison	5
	ATTEMPTS	
750.1951	Escape from Misdemeanor Jail Sentence	2
	ATTEMPTS	
750.1952	Escape - From Felony Jail Sentence	4
	ATTEMPTS	
750.197A	Break, Escape Custody	1
	ATTEMPTS	
750.1971	Escape Awaiting Trial For Misdemeanor	2
	ATTEMPTS	
750.1972	Escape - Awaiting Trial for Felony	4
	ATTEMPTS	
750.199A	Absconding or Forfeiting Bond	4
	ATTEMPTS	
750.218-B	False Pretenses - Over \$100	10
	ATTEMPTS	
750.2184A	False Pretenses - \$1,000 or More, Less Than \$20,000	5
	ATTEMPTS	
750.2185A	False Pretenses - \$20K or More	10
	ATTEMPTS	
750.219A2C1	Telephone - Avoid Payment Betw \$1K & <\$20K	5
	ATTEMPTS	
750.224	Weapons, Dangerous Weapon Sale/Poss	5
	ATTEMPTS	
750.224A	Weapon, Taser, Poss or Sale	4
	ATTEMPTS	
750.224B	Weapon, Short-Barrel Shotgun/ Rifle	5
	ATTEMPTS	
750.224F	Weapon-Firearm, Poss by Felon	5
	ATTEMPTS	
750.2241-A	Weapon, Dangerous Weapon - Misc	5
	ATTEMPTS	
750.226	Carry Weapon W/Unlawful Intent	5
	ATTEMPTS	

TOTAL	.5	1	1.5	2	2.5	3	3.5	4	4.5	5	10	15	20	25	>25	LIFE	AVG
4,241	213	756	1,066	1,266	292	331	106	82	17	48	58	4				2	1.8
3,951	175	706	975	1,197	274	317	97	81	17	48	58	4				2	1.8
290	38	50	91	69	18	14	9	1									1.4
7		1	4	2													1.4
1			1														1.3
109	3	59	27	18	2												1.2
4	1	1	1	1													1.1
5		1	4														1.2
17	2	5	7	3													1.2
2	1		1														1
3		2	1														1.1
6		1	2	2	1												1.6
1		1															1
19		6	7	4		2											1.5
4		3	1														1
11	1		1	2	1	3					2						3.4
5		1	1	1		1	1										2.1
16		1	5	6	2	2											1.9
2				2													1.7
4				3	1												2.1
2		2															0.9
1			1														1.5
1			1														1.5
13	3	6	3	1													1
3	1			2													1.2
115	18	35	22	27	5	4				3	1						1.4
1			1														1.2
12		3	2	5			2										1.8
1			1														1.5

NOTE: Be sure to check for related offense codes when examining a particular type of crime. They may or may not be in sequential order or even on the same page.

**B2a** 2001 Commitments by Minimum Term Distribution for Men and Women — Non-Assaultive  
 Offenses *Includes Additional Sentences Imposed*  
 Page Five of Nine

B - 27

	GRAND TOTALS*																	
	VIOLATIONS																	
	ATTEMPTS																	
	Max. Penalty																	
750.227	Carrying Concealed Weapons	5																
	ATTEMPTS																	
750.227B	Felony Firearm	10																
	ATTEMPTS																	
750.227B-A	Weapons - Felony Firearm	2																
	ATTEMPTS																	
750.227C	Poss of Loaded Firearm in Vehicle	2																
	ATTEMPTS																	
750.230	Weapons - Firearms, Altering ID Marks	2																
	ATTEMPTS																	
750.248	Forgery of Records, Other Instruments	14																
	ATTEMPTS																	
750.248A	Financial Transaction Device - Utter & Publish	4																
	ATTEMPTS																	
750.249	Uttering & Publishing	14																
	ATTEMPTS																	
750.250	Forgery of State Warrant	7																
	ATTEMPTS																	
750.253	Uttering & Publishing Counterfeit Bills or Notes	5																
	ATTEMPTS																	
750.254	Forged Bills, Notes, Possession w/Int to Utter & Publish	5																
	ATTEMPTS																	
750.255	Counterfeiting - Possession of Tools	10																
	ATTEMPTS																	
750.259	Counterfeiting - Affix Fictitious Signature	14 mo																
	ATTEMPTS																	
750.261	Counterfeiting - Coins/Poss of Less than 5	10																
	ATTEMPTS																	
750.280	Gross Frauds & Cheats at Common Law	10																
	ATTEMPTS																	
750.282	Public Utility - Fraudulent Use	4																
	ATTEMPTS																	
750.285	Obtain Personal Identity Info w/o Permission	5																
	ATTEMPTS																	
750.356	Larceny	10																
	ATTEMPTS																	

TOTAL	.5	1	1.5	2	2.5	3	3.5	4	4.5	5	10	15	20	25	>25	LIFE	AVG
4,241	213	756	1,066	1,266	292	331	106	82	17	48	58	4				2	1.8
3,951	175	706	975	1,197	274	317	97	81	17	48	58	4				2	1.8
290	38	50	91	69	18	14	9	1									1.4
142	21	43	24	36	7	6	4									1	1.4
27	3	3	10	10	1												1.3
60				59						1							2
65				65													2
2	1		1														0.6
1		1															1
40		5	10	19		2				2	2						2.1
3	2						1										1.4
2			1		1												1.9
1				1													1.7
284	6	51	83	76	29	16	3	11	2	3	3	1					1.9
40	8	5	10	9	3	4	1										1.5
1				1													2
2				1	1												2.2
2		1	1														1.1
1						1											3
1			1														1.5
2			1	1													1.5
2		2															1
1	1																0.3
1			1														1.1
4	1			2						1							2.3

NOTE: Be sure to check for related offense codes when examining a particular type of crime. They may or may not be in sequential order or even on the same page.

**B2a** 2001 Commitments by Minimum Term Distribution for Men and Women — Non-Assaultive Offenses *Includes Additional Sentences Imposed*  
 Page Six of Nine

B - 28

		GRAND TOTALS*
		VIOLATIONS
		ATTEMPTS
		Max. Penalty
750.356-A	Larceny - Over \$100	5 ATTEMPTS
750.356A	Larceny, Motor Vehicle	10 ATTEMPTS
750.356A-A	Larceny - From a Motor Vehicle	5 ATTEMPTS
750.356A-B	Breaking and Entering - A Vehicle	5 ATTEMPTS
	Steal Prop. Over \$5	
750.356A-C	Breaking and Entering - A Vehicle	5 ATTEMPTS
	(with Damage)	
750.356A1	Larceny - From a Motor Vehicle	5 ATTEMPTS
750.356A2C1	Breaking and Entering - A Vehicle	5 ATTEMPTS
	Steal Prop. \$1K - <\$20K	
750.356A3	Breaking and Entering - A Vehicle	5 ATTEMPTS
	(with Damage)	
750.356C	Retail Fraud - 1st Degree	5 ATTEMPTS
750.356D	Retail Fraud - 2nd Degree	1 ATTEMPTS
750.3562A	Larceny - \$20,000 or More	10 ATTEMPTS
750.3563A	Larceny - \$1,000 Or More But	5 ATTEMPTS
	Less Than \$20,000	
750.3563B	Larceny - \$200 Or More But Less	5 ATTEMPTS
	Than \$1,000 - 2nd Offense	
750.357	Larceny from Person	10 ATTEMPTS
750.357B	Firearms, Stealing of Another	5 ATTEMPTS
750.360	Larceny in Building	4 ATTEMPTS
750.362	Larceny By Conversion	10 ATTEMPTS
750.362-A	Larceny - By Conversion	5 ATTEMPTS
	Over \$100	

TOTAL	.5	1	1.5	2	2.5	3	3.5	4	4.5	5	10	15	20	25	>25	LIFE	AVG
4,241	213	756	1,066	1,266	292	331	106	82	17	48	58	4				2	1.8
3,951	175	706	975	1,197	274	317	97	81	17	48	58	4				2	1.8
290	38	50	91	69	18	14	9	1									1.4
10		5		2	3												1.6
3				1		2											2.6
2				2													2
1		1															1
10		3	2	3	1	1											1.7
2				1		1											2.2
2		1						1									2.2
2			1	1													1.6
25	1	6	9	7	1						1						1.6
5	1		3	1													1.1
8		1	3	3		1											1.7
2	2																0.3
36	5	13	8	3	1	3	2	1									1.4
1			1														1.5
138	4	38	51	35	4	4	1	1									1.4
2		1		1													1.2
1			1														1.5
5		1		1	2	1											2.1
1					1												2.5
22		5	6	8		1	1	1									1.8
4		2		2													1.3
3			1	1	1												1.9
98	3	15	18	30	10	8	1	5	1	4	3						2.1
8	2	1	3		1	1											1.3
7		2	1	2		1	1										1.8
121	6	20	44	30	10	9		1			1						1.6
16	1	4	11														1.1
1		1															1
7		1	1	2	2	1											2
1	1																0.4

NOTE: Be sure to check for related offense codes when examining a particular type of crime. They may or may not be in sequential order or even on the same page.



**B2a** 2001 Commitments by Minimum Term Distribution for Men and Women — Non-Assaultive Offenses *Includes Additional Sentences Imposed*  
 Page Seven of Nine

B - 29

GRAND TOTALS*		10
VIOLATIONS		2
ATTEMPTS		2
Max. Penalty		1.4
750.362A	Fail to Return Rented Property	10
	ATTEMPTS	
750.362AA	Failure to Return Rented Property	2
	Over \$100	ATTEMPTS
750.362A3A	Failure to Return Rented Property	5
	Betw \$1K & <\$20K	ATTEMPTS
750.3622A	Larceny by Conversion \$20K+	10
	ATTEMPTS	
750.3623A	Larceny - By Conversion Betw \$1K	5
	and <\$20K	ATTEMPTS
750.377A	Malicious Destruction of Personal	10
	Property	ATTEMPTS
750.377AA	Malicious Destruction of Personal	4
	Property Over \$100	ATTEMPTS
750.377AB	Malicious Destruction of Personal	MISD
	Property Under \$100	ATTEMPTS
750.377A1A1	Malicious Destruction of Personal	10
	Property \$20K+	ATTEMPTS
750.377A1B1	Mal Destr. of Personal Property	5
	Betw \$1K & <\$20K	ATTEMPTS
750.380A	Malicious Destruction of Building	4
	Over \$100	ATTEMPTS
750.3803A	Malicious Destruction of Building	5
	Betw \$1K & <\$20K	ATTEMPTS
750.411A1B	False Report of a Felony	4
	ATTEMPTS	
750.411A2	False Bomb Threat	10
	ATTEMPTS	
750.411A3A	False Report/Threat - Bomb, Harmful	4
	Materials	ATTEMPTS
750.411N	Money Laundering - 2nd Degree	10
	ATTEMPTS	
750.413	Unlawfully Driving Away an	5
	Automobile	ATTEMPTS
750.414	Unlawful Use Auto w/o Intent	2
	to Steal	ATTEMPTS

TOTAL	.5	1	1.5	2	2.5	3	3.5	4	4.5	5	10	15	20	25	>25	LIFE	AVG
4,241	213	756	1,066	1,266	292	331	106	82	17	48	58	4				2	1.8
3,951	175	706	975	1,197	274	317	97	81	17	48	58	4				2	1.8
290	38	50	91	69	18	14	9	1									1.4
1			1														1.3
3		2	1														0.9
1	1																0.3
2				1	1												2.1
11		3	2	4	1	1											1.6
5	1	2	2														1
2		1	1														1.1
7		1	1	4		1											1.8
2		1	1														1.1
2	1				1												1.3
1						1											3
22	2	3	7	6		2	1			1							1.8
1				1													1.7
4		1	2	1													1.4
5				2	1	1	1										2.5
9	1	2	2	3		1											1.5
1		1															1
2				2													2
2				2													1.7
1			1														1.5
195	9	20	58	71	12	16	5	2			2						1.8
13	1	2	5	4	1												1.4
31	1	5	24	1													1.2
1			1														1.1

NOTE: Be sure to check for related offense codes when examining a particular type of crime. They may or may not be in sequential order or even on the same page.

**B2a** 2001 Commitments by Minimum Term Distribution for Men and Women — Non-Assaultive Offenses *Includes Additional Sentences Imposed*  
 Page Eight of Nine

B - 30

		GRAND TOTALS*
		VIOLATIONS
		ATTEMPTS
		Max. Penalty
750.451-B	Prostitution - 3rd Offense	2 ATTEMPTS
750.49-A	Animals - Fighting	4 ATTEMPTS
750.50B	Animals, Killing/Torturing	4 ATTEMPTS
750.505-A	Obstruction of Justice	5 ATTEMPTS
750.505-B	Accessory After the Fact to Felony	5 ATTEMPTS
750.535	Stolen Property - Receiving and Concealing	10 ATTEMPTS
750.535-A	Stolen Property - Receiving & Concealing Over \$100	5 ATTEMPTS
750.535A2	Motor Vehicles - Operating a Chop Shop	10 ATTEMPTS
750.535B	Weapons, Firearms - Receiving & Concealing	10 ATTEMPTS
750.5352A	Stolen Property - Rec & Conc \$20K+	10 ATTEMPTS
750.5353A	Stolen Property - Rec & Conc Betw \$1K & <\$20K	5 ATTEMPTS
750.5353B	Stolen Prop - Rec & Conc Betw \$200 & <\$1K, 2nd Offense	5 ATTEMPTS
750.5354A	Stolen Prop - Rec & Conc Betw \$200 & <\$1K	1 ATTEMPTS
750.539D	Eavesdropping - Installing Device	2 ATTEMPTS
750.540C1	Telephone - Counterfeit Device Avoid Payment	4 ATTEMPTS
752.10542	Copy Audio/Video For Gain - Felony	5 ATTEMPTS
752.796D	Computers-Commit Crime Betw \$1K & <\$20K	5 ATTEMPTS
752.811A	Break & Enter - Coin-Operated Device	3 ATTEMPTS

TOTAL	.5	1	1.5	2	2.5	3	3.5	4	4.5	5	10	15	20	25	>25	LIFE	AVG
4,241	213	756	1,066	1,266	292	331	106	82	17	48	58	4				2	1.8
3,951	175	706	975	1,197	274	317	97	81	17	48	58	4				2	1.8
290	38	50	91	69	18	14	9	1									1.4
5		2	3														1.1
1		1															1
2				1	1												2.2
6		1	2		1			1	1								2.3
2			1			1											2.1
17		6	2	4	2	2	1										1.8
1			1														1.2
40	7	9	4	13	1	5	1										1.5
4	2	1	1														0.7
2		1		1													1.4
6			2	2	1	1											2
1			1														2
31	2	12	4	9	2	2											1.4
1			1														2
239	21	75	60	58	11	12	1	1									1.4
10	1		4	5													1.4
1			1														1.5
4			2	2													1.7
3			1	1	1												1.7
1				1													1.7
1	1																0.5
1				1													1.9
4			3	1													1.4

NOTE: Be sure to check for related offense codes when examining a particular type of crime. They may or may not be in sequential order or even on the same page.

**B2a** 2001 Commitments by Minimum Term Distribution for Men and Women — Non-Assaultive Offenses *Includes Additional Sentences Imposed*  
 Page Nine of Nine

		GRAND TOTALS*	
		VIOLATIONS	
		ATTEMPTS	
		Max. Penalty	
752.811B	Break & Enter - Poss Tool to Open Coin-Operated Device	3 ATTEMPTS	
769.12	Habitual Offender Fourth Felony	LIFE ATTEMPTS	
800.2811	Prisons - Furnish Contraband to Prisoner in Prison	5 ATTEMPTS	
800.2813	Prisons - Bringing Contraband Into	5 ATTEMPTS	
800.2814	Prisons - Prisoner Possessing Contraband	5 ATTEMPTS	
800.2834	Prisons - Prisoner Possessing Weapon	5	

TOTAL	.5	1	1.5	2	2.5	3	3.5	4	4.5	5	10	15	20	25	>25	LIFE	AVG
4,241	213	756	1,066	1,266	292	331	106	82	17	48	58	4				2	1.8
3,951	175	706	975	1,197	274	317	97	81	17	48	58	4				2	1.8
290	38	50	91	69	18	14	9	1									1.4
1		1															1
1																1	
1			1														1.3
9	3	2	2	1				1									1.3
21	2	13	4	1				1									1.1
1			1														1.3
26		13	5	7		1											1.3
4	3	1															0.5

B - 31

**NOTES:** Be sure to check for related offense codes when examining a particular type of crime. They may or may not be in sequential order or even on the same page.

Largest minimum term is reported.

When minimum terms exceed maximum penalties, that may be due to anomalies in criminal justice practices, habitualized offenses, database errors, etc.

Each minimum term category is rounded up from the preceding category (for example, the ten-year category includes all minimums longer than five years up to exactly ten years).

Minimum term averages are based on raw data (with life sentences excluded from the calculations).

Source: Corrections Management Information System (CMIS)

# B2b

## 2001 Commitments by Minimum Term Distribution for Men and Women — Drug Offenses

*Includes Additional Sentences Imposed*

Page One of Three

B - 32

GRAND TOTALS		7
VIOLATIONS		ATTEMPTS
ATTEMPTS		Max. Penalty
333.17766A3	Controlled Sub, Steroids - Delivery	7 ATTEMPTS
333.73413	Controlled Sub, Imitation Mfg. or Distribution	2 ATTEMPTS
333.7401C2A	Controlled Sub - Operate/Maintain A Lab	10 ATTEMPTS
333.7401C2D	Controlled Sub - Manufac Near Church/School	20 ATTEMPTS
333.74012A	Controlled Sub, Mfg, Del, Poss (Narcotic or Cocaine)	LIFE ATTEMPTS
333.74012A1	Controlled Sub, Mfg, Del, Poss - 650 or More Grams	LIFE ATTEMPTS
333.74012A2	Controlled Sub, Mfg, Del, Poss 225-649g	30 ATTEMPTS
333.74012A3	Controlled Sub, Mfg, Del, Poss 50-224g	20 ATTEMPTS
333.74012A4	Controlled Sub, Mfg, Del, Poss <50 Grams	20 ATTEMPTS
333.74012B	Contr. Sub, Mfg, Del, Poss, Sch 1-3, Methamphetamine	20 ATTEMPTS
333.74012B-A	Contr. Sub, Mfg, Del, Poss (Sch 1,2,3 ex Marij & Cocaine)	7 ATTEMPTS
333.74012C	Contr. Sub, Mfg, Del, Poss, (Sch 4, or Added by Rule)	4 ATTEMPTS
333.74012D	Controlled Sub, Mfg, Del, Poss (Sch 5)	2 ATTEMPTS
333.74012D1	Controlled Sub, Mfg, Del, Poss, 45 Kg+ Marijuana	15 ATTEMPTS
333.74012D2	Controlled Sub, Mfg, Del, Poss Marijuana 5 - <45 Kg	7 ATTEMPTS
333.74012D3	Controlled Sub, Mfg, Del, Poss, Marijuana <5 Kg	4 ATTEMPTS
333.74012F	Prescription Forms Mfg, Del, Poss	7 ATTEMPTS
333.74022D	Contr. Sub. - Mfg, Del, Poss Counterfeit (Sch 5)	2 ATTEMPTS

TOTAL	.5	1	1.5	2	2.5	3	3.5	4	4.5	5	10	15	20	25	>25	LIFE	AVG
1,833	111	651	407	312	70	89	11	24	2	43	89	9	11	1		3	2.0
1,748	93	615	390	304	69	88	10	24	2	42	88	9	10	1		3	2.0
85	18	36	17	8	1	1	1			1	1		1				1.4
1								1									4
12	4	3	2	2		1											1.1
2			1				1										2.6
1											1						8
2				1	1												2.2
8												1	4	1		2	20
1													1				20
26				2		2				2	8	7	5				11.1
1			1														2
117		7	4	2	3	6	3	6		23	62	1					6.1
1											1						7
947	20	450	187	174	30	50	6	10	1	12	7						1.5
48	11	22	8	5		1	1										1.1
6	1	1	2					1		1							2.1
12		1	5	4	1	1											1.7
1						1											2.7
1				1													2
3				1		1					1						3.8
1		1															0.8
16		2	5	3	2	3		1									1.9
136	11	24	53	34	10	3		1									1.4
11	3	3	5														0.9
1											1						7
1		1															1

NOTE: Be sure to check for related offense codes when examining a particular type of crime. They may or may not be in sequential order or even on the same page.

# B2b

## 2001 Commitments by Minimum Term Distribution for Men and Women — Drug Offenses

*Includes Additional Sentences Imposed*

Page Two of Three

B - 33

		GRAND TOTALS	
		VIOLATIONS	
		ATTEMPTS	
		Max. Penalty	
333.7403	Controlled Sub - Possession	LIFE	
		ATTEMPTS	
333.74032A	Controlled Sub, Possession	LIFE	
	Narc. or Cocaine	ATTEMPTS	
333.74032A1	Controlled Sub - Poss 650g+	LIFE	
	Narc. or Cocaine	ATTEMPTS	
333.74032A2	Controlled Sub - Poss 225-649g	30	
	Narc. or Cocaine	ATTEMPTS	
333.74032A3	Controlled Sub - Poss 50-224g	20	
	Narc. or Cocaine	ATTEMPTS	
333.74032A4	Controlled Sub - Poss 25-49g	4	
	Narc. or Cocaine	ATTEMPTS	
333.74032A5	Controlled Sub - Poss Less 25g	4	
	Narc. or Cocaine	ATTEMPTS	
333.74032B	Controlled Sub - Poss Analogues,	10	
	Sch 1-4 or Methamphet.	ATTEMPTS	
333.74032B-A	Controlled Sub - Possession/ Analogues	2	
		ATTEMPTS	
333.74032B1	Controlled Sub - Possession	10	
	Methamphetamine	ATTEMPTS	
333.74032D	Controlled Sub - Poss Marijuana	1	
		ATTEMPTS	
333.74042A	Contr. Sub Use (Narcotic, Cocaine, Methamphetamine)	1	
		ATTEMPTS	
333.7405D	Contr. Sub - Maintain or Keep Drug House	2	
		ATTEMPTS	
333.7407A-A	Controlled Sub - Induce Person to Commit Felony	LIFE	
		ATTEMPTS	
333.7407A1-A	Controlled Sub - Attempted Felony	LIFE	
		ATTEMPTS	
333.74071C	Controlled Sub - Obtain by Fraud	4	
		ATTEMPTS	
333.74071CA	Controlled Sub - Obtain by Fraud (Attempt)	4	
		ATTEMPTS	
333.74071G	Controlled Sub - Counterfeit Prescription Form	4	
		ATTEMPTS	

TOTAL	.5	1	1.5	2	2.5	3	3.5	4	4.5	5	10	15	20	25	>25	LIFE	AVG
1,833	111	651	407	312	70	89	11	24	2	43	89	9	11	1		3	2.0
1,748	93	615	390	304	69	88	10	24	2	42	88	9	10	1		3	2.0
85	18	36	17	8	1	1	1			1	1		1				1.4
1			1														1.3
1			1														1.5
2													1			1	20
1				1													2
10		1		1					1	1	6						7
12	2	5	3	2													1.1
1					1												2.3
360	49	104	98	68	18	16		4		2	1						1.4
16	4	9	2	1													0.9
3		1	1			1											1.7
6	1	1	2	2													1.2
3				1	2												2.3
17	3	5	9														1
2		1	1														1.1
8		1	7														1.2
2		1		1													1.5
1		1															1
1		1															1
1				1													2
11	1	2	4	2	2												1.4
1			1														1.3
1			1														1.3
1			1														1.5

NOTE: Be sure to check for related offense codes when examining a particular type of crime. They may or may not be in sequential order or even on the same page.

**B2b** 2001 Commitments by Minimum Term Distribution for Men and Women—Drug Offenses  
*Includes Additional Sentences Imposed*  
 Page Three of Three

		GRAND TOTALS	
		VIOLATIONS	
		ATTEMPTS	
		Max. Penalty	
333.7410A	Contr. Sub - Delivery/Poss in Park	2	
	ATTEMPTS		
333.74101-B	Contr. Sub - Delivery to Minor (Sch 1-3 ex Marij/Cocaine)	14	
	ATTEMPTS		
333.74101-D	Contr. Sub - Delivery to Minor (Sch. 4 & Marijuana)	8	
	ATTEMPTS		
333.74102-A	Contr. Sub - Del on School Prop (Narc. or Cocaine) <50g	60	
	ATTEMPTS		
333.74103	Contr. Sub - Poss w/Int on School Prop (Narc/Cocaine) <50 Grams	40	
	ATTEMPTS		
333.74132	Controlled Sub - Second Offense - Double Penalty	LIFE	
	ATTEMPTS		

TOTAL	.5	1	1.5	2	2.5	3	3.5	4	4.5	5	10	15	20	25	>25	LIFE	AVG
1,833	111	651	407	312	70	89	11	24	2	43	89	9	11	1		3	2.0
1,748	93	615	390	304	69	88	10	24	2	42	88	9	10	1		3	2.0
85	18	36	17	8	1	1	1			1	1		1				1.4
1	1																0.3
1			1														1.2
2						1				1							4
1										1							5
2						2											2.8
1				1													2
7		3	3								1						2.3

**NOTES:** Be sure to check for related offense codes when examining a particular type of crime. They may or may not be in sequential order or even on the same page.

Largest minimum term is reported.

When minimum terms exceed maximum penalties, that may be due to anomalies in criminal justice practices, habitualized offenses, database errors, etc.

Each minimum term category is rounded up from the preceding category (for example, the ten-year category includes all minimums longer than five years up to exactly ten years).

Minimum term averages are based on raw data (with life sentences excluded from the calculations).

Source: Corrections Management Information System (CMIS)

**B2c** 2001 Commitments by Minimum Term Distribution for Men and Women—Assaultive Offenses  
*Includes Additional Sentences Imposed*  
 Page One of Eight

B - 35

		GRAND TOTALS
		VIOLATIONS
		ATTEMPTS
		Max. Penalty
257.602A	Peace Officer - Fleeing Vehicle Code	15 ATTEMPTS
257.602A2	Peace Officer - Fleeing/Vehicle CD 4th Degree	2 ATTEMPTS
257.602A3	Peace Officer - Fleeing/Vehicle CD 2nd Offense	5 ATTEMPTS
257.602A3-A	Peace Officer - Fleeing/Vehicle CD 3rd Degree	5 ATTEMPTS
257.602A4	Peace Officer - Fleeing/Vehicle CD Second Degree	10 ATTEMPTS
257.602A4-A	Peace Officer - Fleeing - Vehicle CD Cause Serious Injury	10 ATTEMPTS
257.6254	Operating - Under the Influence Causing Death	15 ATTEMPTS
257.6255	OUIL - Causing Incapacitating Injury	5 ATTEMPTS
257.6255-A	Operating - Under the Influence Causing Serious Injury	5 ATTEMPTS
257.9044	Operate - License Suspend/Revoked Cause Death	15 ATTEMPTS
324.811347	ORV - OUIL Causing Death	15 ATTEMPTS
333.5210	AIDS - Sexual Penetration with Uninformed Partner	4 ATTEMPTS
750.10A	Sexually Delinquent	LIFE ATTEMPTS
750.110A2	Home Invasion - 1st Degree	20 ATTEMPTS
750.136B2	Child Abuse, 1st Degree	15 ATTEMPTS
750.136B3	Child Abuse, 2nd Degree	4 ATTEMPTS
750.136B4	Child Abuse, 3rd Degree	2 ATTEMPTS
750.145C2	Child Sexually Abusive Activity	20 ATTEMPTS

TOTAL	.5	1	1.5	2	2.5	3	3.5	4	4.5	5	10	15	20	25	>25	LIFE	AVG
4,398	63	381	571	656	283	325	162	213	112	291	676	231	127	64	81	162	5.3
4,193	58	341	531	580	269	311	151	213	112	290	674	230	126	64	81	162	5.4
205	5	40	40	76	14	14	11			1	2	1	1				1.9
2			1								1						5.7
36	2	8	22	4													1.1
1	1																0.2
75	3	24	15	19	6	5	3										1.5
3	2			1													0.7
1								1									3.3
7		2		2					1			2					3.6
41		1	1	3	4	3	2	5	2	5	12	3					5.1
1				1													1.7
19		2	6	3	3	2	1			1	1						2.3
2			1	1													1.6
6				1							3	1					6.1
1												1					7.2
4					1	2						1					4.4
5		1				1				1	2						4.3
252	1	12	15	30	11	30	6	9	13	37	72	13	3				5
26		8	3	13	1						1						1.7
15		1	1	3	1	2	1	1		2	3						3.7
1				1													2
10	1	1	3	3	1			1									1.7
5		1	2	2													1.4
12		1	2	1	1			2		1	3	1					4.3

NOTE: Be sure to check for related offense codes when examining a particular type of crime. They may or may not be in sequential order or even on the same page.

**B2c** 2001 Commitments by Minimum Term Distribution for Men and Women—Assaultive Offenses  
*Includes Additional Sentences Imposed*  
 Page Two of Eight

B - 36

		GRAND TOTALS
		VIOLATIONS
		ATTEMPTS
		Max. Penalty
750.145C3	Child Sex Abuse Activity - Distribute or Promote	7 ATTEMPTS
750.145D2	Computers-Commit Proscribed Conduct	20 ATTEMPTS
750145D2B	Computers-Commit Crime w/Term betw 1 - 2 Years	2 ATTEMPTS
750145D2E	Computers-Commit Crime w/Term betw 10 - 15 Years	15 ATTEMPTS
750.157B2	Solicit to Murder	LIFE ATTEMPTS
750.157C	Solicit, Minor to Commit Felony	LIFE ATTEMPTS
750.158	Sodomy	15 ATTEMPTS
750.197C	Assault Employee and/or Escape Jail Through Violence	4 ATTEMPTS
750.197CA	Assault Prison Employee	4 ATTEMPTS
750.204A	Explosive, Sending w/Int to Frighten	5 ATTEMPTS
750.209-B	Explosives - Place Offensive Subs w/Int To Alarm	5 ATTEMPTS
750.2102A	Explosives - Poss Bomb w/Unlawful Intent	15 ATTEMPTS
750.211A2A	Explosives - Poss of Molotov Cocktail/Other Expl.	15 ATTEMPTS
750.213	Extortion	20 ATTEMPTS
750.224D2	Weapon, Chemical Type	2 ATTEMPTS
750.234A	Firearm, Discharge from a Vehicle	4 ATTEMPTS
750.234B	Firearm, Discharge In/At Dwelling	4 ATTEMPTS
750.316	First Degree Murder	LIFE ATTEMPTS

TOTAL	.5	1	1.5	2	2.5	3	3.5	4	4.5	5	10	15	20	25	>25	LIFE	AVG
4,398	63	381	571	656	283	325	162	213	112	291	676	231	127	64	81	162	5.3
4,193	58	341	531	580	269	311	151	213	112	290	674	230	126	64	81	162	5.4
205	5	40	40	76	14	14	11			1	2	1	1				1.9
5			1		1		1			2							3.3
1						1											3
1						1											2.7
1				1													2
5				1	1			1			1				1		9.4
1					1												2.5
1			1														1.5
49		21	10	12	1	1		2	1	1							1.6
8		2	4	2													1.4
7			3	2		1		1									2.1
1						1											3
1							1										3.5
2								1			1						5.4
3		1				1					1						4.6
8			2		1			2			1	1	1				6.2
2			1		1												1.8
2		1	1														1.1
2		1		1													1.4
11	1	3	5	1	1												1.3
7																7	

NOTE: Be sure to check for related offense codes when examining a particular type of crime. They may or may not be in sequential order or even on the same page.



**B2c** 2001 Commitments by Minimum Term Distribution for Men and Women—Assaultive Offenses  
*Includes Additional Sentences Imposed*  
 Page Three of Eight

B - 37

		GRAND TOTALS																	
		VIOLATIONS																	
		ATTEMPTS																	
		Max. Penalty																	
750.316-A	Murder - 1st Degree - Premeditated	LIFE ATTEMPTS						1		1						1	74	11	
750.316-B	Murder - Felony	LIFE ATTEMPTS													1			38	20
750.316-C	Murder - Open - Statutory Short Form	LIFE ATTEMPTS													1	2	13	26.1	
750.317	Second Degree Murder	LIFE ATTEMPTS							1	1		7	18	38	41	35	39	14	20.7
750.321	Manslaughter	15 ATTEMPTS				1	1			1				1					6.6
						1													2
750.321-A	Manslaughter - Statutory Short Form	15 ATTEMPTS			1	3	1	1	2	5		5	9	1	1				5.9
750.321-C	Manslaughter - Involuntary	15 ATTEMPTS				2		1	3	2	1	4	5		1				5.6
									1										3.3
750.321-E	Manslaughter with Motor Vehicle	15 ATTEMPTS			1	1		2	1				3						4.2
																			2.5
750.324	Negligent Homicide	2 ATTEMPTS	1	1	9	1													1.2
750.329	Death, Firearm without Malice	15 ATTEMPTS							1				1						6.6
750.335A	Indecent Exposure (Sexually Delinquent Person)	LIFE ATTEMPTS		2		2		2		1		1	2						3.3
						1													2
750.338B	Gross Indecency Male and Female - Commit/Procure	5 ATTEMPTS			1	2													1.6
750.349	Kidnapping	LIFE ATTEMPTS		1	1								12	5	1		3	2	14.5
							1	1				1							3.4
750.349A	Prisoner Taking a Hostage	LIFE ATTEMPTS												1					15
750.350	Kidnapping - Child Enticement	LIFE ATTEMPTS								1			2						6.5
750.350A1	Kidnapping - Custodial Interference	13 mo. ATTEMPTS		1															1
750.377B	Mal Destr. Police or Fire Dept Property	4 ATTEMPTS	3	5	9	7	3												1.4
				2	3														1.1
750.377C	Malicious Destruction of School Bus Intentional	5 ATTEMPTS				1													1.7

TOTAL	.5	1	1.5	2	2.5	3	3.5	4	4.5	5	10	15	20	25	>25	LIFE	AVG
4,398	63	381	571	656	283	325	162	213	112	291	676	231	127	64	81	162	5.3
4,193	58	341	531	580	269	311	151	213	112	290	674	230	126	64	81	162	5.4
205	5	40	40	76	14	14	11			1	2	1	1				1.9
78						1		1			1				1	74	11
39													1			38	20
16														1	2	13	26.1
194							1	1		7	18	38	41	35	39	14	20.7
4				1	1			1					1				6.6
1				1													2
29			1	3	1	1	2	5		5	9	1	1				5.9
19				2		1	3	2	1	4	5		1				5.6
1							1										3.3
8			1	1		2	1										4.2
1					1												2.5
12	1	1	9	1													1.2
2								1				1					6.6
10		2		2		2		1		1	2						3.3
1				1													2
3			1	2													1.6
25		1	1								12	5	1		3	2	14.5
3					1	1				1							3.4
1													1				15
3																	6.5
1		1															1
27	3	5	9	7	3												1.4
5		2	3														1.1
1				1													1.7

NOTE: Be sure to check for related offense codes when examining a particular type of crime. They may or may not be in sequential order or even on the same page.

**B2c** 2001 Commitments by Minimum Term Distribution for Men and Women—Assaultive Offenses  
*Includes Additional Sentences Imposed*  
 Page Four of Eight

B - 38

		GRAND TOTALS
		VIOLATIONS
		ATTEMPTS
		Max. Penalty
750.4111	Stalking, Aggravated	5
	ATTEMPTS	
750.41112B	Stalking a Minor - Aggravated	10
	ATTEMPTS	
750.459	Prostitution - Transporting Female (perhaps compel)	20
	ATTEMPTS	
750.479	Obstruct/Resist Public Officer Serving/Executing Process	20
	ATTEMPTS	
750.479-A	Public Officer -Resist & Obstruct Serve Process/Order	2
	ATTEMPTS	
750.479-B	Police Officer - Resist & Obstruct	2
	ATTEMPTS	
750.479A-B	Peace Officer - Resist Arrest Injury Inflicted	2
	ATTEMPTS	
750.479A2	Police Officer - Fleeing - 4th Degree	2
	ATTEMPTS	
750.479A3	Police Officer - Fleeing 3rd Degree	5
	ATTEMPTS	
750.479A4-A	Police Officer - Fleeing (Penal Code) - 2nd Degree	10
	ATTEMPTS	
750.479B	Peace Officer, Disarming	10
	ATTEMPTS	
750.479B2	Peace Officer - Disarming Firearm	10
	ATTEMPTS	
750.511	Railroads - Block/Wreck Track	LIFE
	ATTEMPTS	
750.520B	CSC - 1st Degree Multiple Variables	LIFE
	ATTEMPTS	
750.520B1A	CSC - 1st Degree - Person Under 13	LIFE
	ATTEMPTS	
750.520B1B	CSC - 1st Degree - Relationship	LIFE
	ATTEMPTS	
750.520B1C	CSC - 1st Degree - During Felony	LIFE
	ATTEMPTS	
750.520B1D	CSC - 1st Degree - Accomplices	LIFE
	ATTEMPTS	

TOTAL	.5	1	1.5	2	2.5	3	3.5	4	4.5	5	10	15	20	25	>25	LIFE	AVG
4,398	63	381	571	656	283	325	162	213	112	291	676	231	127	64	81	162	5.3
4,193	58	341	531	580	269	311	151	213	112	290	674	230	126	64	81	162	5.4
205	5	40	40	76	14	14	11			1	2	1	1				1.9
44		8	12	10	3	7	1	1			1	1					2.2
2	1		1														0.8
1				1													2
2		1		1													1.5
4		2	1	1													1.3
1				1													2
128	4	30	66	12	9	3	1	2			1						1.4
2				1		1											2.4
4	1		1		1	1											1.6
27	1	7	11	4	2	1		1									1.4
1		1															1
116	1	15	34	40	14	5	7										1.8
5		2	3														1.1
8		1	1		2			2			2						3.7
3		2	1														1.1
1				1													2
6		3		1	2												1.6
1			1														1.3
41				2	1	2	2		1	3	15	4	4	4	2	1	11.2
164			1	2	7	10	6	10	4	10	44	32	17	9	5	7	10.5
12			1	5	1	3	2										2.4
33				1	1	1		1	2	3	10	6	3	2	1	2	10.6
2				1								1	1				10.9
8										1	1			1	4	1	26.9
6	1									1	1	3					8.5

NOTE: Be sure to check for related offense codes when examining a particular type of crime. They may or may not be in sequential order or even on the same page.

**B2c** 2001 Commitments by Minimum Term Distribution for Men and Women—Assaultive Offenses  
*Includes Additional Sentences Imposed*  
 Page Five of Eight

B - 39

		GRAND TOTALS	
		VIOLATIONS	
		ATTEMPTS	
		Max. Penalty	
750.520B1E	CSC - 1st Degree - Weapon Used	LIFE ATTEMPTS	
750.520B1F	CSC - 1st Degree - Personal Injury	LIFE ATTEMPTS	
750.520B1H	CSC - 1st Degree - Mentally Disabled-Relation	LIFE ATTEMPTS	
750.520C	CSC, 2nd Degree Multiple Variables	15 ATTEMPTS	
750.520C1A	CSC - 2nd Degree - Person Under 13	15 ATTEMPTS	
750.520C1B	CSC - 2nd Degree - Relationship	15 ATTEMPTS	
750.520C1C	CSC - 2nd Degree - During Felony	15 ATTEMPTS	
750.520C1E	CSC - 2nd Degree - Weapon Used	15 ATTEMPTS	
750.520C1F	CSC - 2nd Degree - Personal Injury	15 ATTEMPTS	
750.520C1G	CSC - 2nd Degree - Injury to Incap. Victim	15 ATTEMPTS	
750.520C1H	CSC - 2nd Degree - Mentally Disabled-Relation	15 ATTEMPTS	
750.520D	CSC, 3rd Degree Multiple Variables	15 ATTEMPTS	
750.520D1A	CSC - 3rd Degree - Person 13 Through 15	15 ATTEMPTS	
750.520D1B	CSC - 3rd Degree - Force or Coercion	15 ATTEMPTS	
750.520D1C	CSC - 3rd Degree - Incapacitated Victim	15 ATTEMPTS	
750.520D1D	CSC - 3rd Degree - Incest	15 ATTEMPTS	
750.520E	CSC, 4th Degree Multiple Variables	2 ATTEMPTS	
750.520E1A	CSC - 4th Degree - Force or Coercion	2 ATTEMPTS	

TOTAL	.5	1	1.5	2	2.5	3	3.5	4	4.5	5	10	15	20	25	>25	LIFE	AVG
4,398	63	381	571	656	283	325	162	213	112	291	676	231	127	64	81	162	5.3
4,193	58	341	531	580	269	311	151	213	112	290	674	230	126	64	81	162	5.4
205	5	40	40	76	14	14	11			1	2	1	1				1.9
13				1					1		4	6			1		12.9
14				1		1			1		1	3	4	1	2		16.5
2				1		1											2.3
2										1			1				12.5
35		1	4	4	6	11	1	3		1	3	1					3.3
1				1													2
191		6	17	38	16	23	10	15	2	21	39	4					4
17	1	1	1	7	2	1	4										2.1
25			2	7	3	3	2	2		5	1						3.2
4				3			1										2.3
1											1						10
1					1												2.5
10		1		2	2	1		1		1	2						3.3
1						1											3
1										1							5
2					1	1											2.7
43		2	1	5	4	4	2	4		5	16						4.7
1				1													2
168	1	12	12	31	9	18	7	16	5	15	38	2	2				4.1
26	1	3	4	12	1	3	2										1.9
44			4	6	1	4	4	3		6	14	2					5.1
3			1	2													1.8
8		1	2	1	1		1			1	1						2.8
1				1													2
11						2	1	1		1	6						6.1
16	1	2	13														1.2
47	1	10	33	2	1												1.2

NOTE: Be sure to check for related offense codes when examining a particular type of crime. They may or may not be in sequential order or even on the same page.

**B2c** 2001 Commitments by Minimum Term Distribution for Men and Women—Assaultive Offenses  
*Includes Additional Sentences Imposed*  
 Page Six of Eight

B - 40

	GRAND TOTALS																		
	VIOLATIONS																		
	ATTEMPTS																		
	Max. Penalty																		
750.520E1A-A	CSC - 4th Degree - Victim 13 Through 15	2																	
	ATTEMPTS																		
750.520E1B	CSC - 4th Degree - Incapacitated Victim	2																	
	ATTEMPTS																		
750.520E1G	CSC - 4th Degree - Incest	2																	
	ATTEMPTS																		
750.520F	CSC - 2nd Offense	LIFE																	
	ATTEMPTS																		
750.520G	CSC - Assault with Intent to Commit CSC	10																	
	ATTEMPTS																		
750.520G1	CSC - Assault with Intent to Commit Sexual Penetration	10																	
	ATTEMPTS																		
750.520G2	CSC - Assault with intent to Commit CSC, 2nd Degree	5																	
	ATTEMPTS																		
750.529	Robbery Armed	LIFE																	
	ATTEMPTS																		
750.529A	Car Jacking	LIFE																	
	ATTEMPTS																		
750.530	Robbery Unarmed	15																	
	ATTEMPTS																		
750.531	Robbery, Bank/Safe/Vault	LIFE																	
	ATTEMPTS																		
750.531-A	Bank Robbery	LIFE																	
	ATTEMPTS																		
750.531-B	Safe Breaking	LIFE																	
	ATTEMPTS																		
750.72	Burning Dwelling House	20																	
	ATTEMPTS																		
750.72-A	Arson - Dwelling House	20																	
	ATTEMPTS																		
750.72-B	Arson - Dwelling House Curtilage	20																	
	ATTEMPTS																		
750.73	Arson - Real Property	10																	
	ATTEMPTS																		
750.74B	Arson - Personal Property Over \$50	4																	
	ATTEMPTS																		

TOTAL	.5	1	1.5	2	2.5	3	3.5	4	4.5	5	10	15	20	25	>25	LIFE	AVG
4,398	63	381	571	656	283	325	162	213	112	291	676	231	127	64	81	162	5.3
4,193	58	341	531	580	269	311	151	213	112	290	674	230	126	64	81	162	5.4
205	5	40	40	76	14	14	11			1	2	1	1				1.9
7		1	5		1												1.4
4		1	3														1.2
3			3														1.3
8										1	7						8.5
2		1		1													1.4
56	1	3	10	10	6	4	4	5		6	7						3.1
34		4	4	10	5	2	8	1									2.2
1			1	1													1.9
503		3	4	25	29	27	35	28	42	50	155	62	23	8	11	1	7.8
5		2		3													1.6
75		2		8	8	3	7	5	5	8	18	8	3				6
6		2	2	2													1.4
201	1	16	26	41	14	29	5	22	7	15	21	2	2				3.3
9		3	2	3	1												1.5
1				1													2
41		4	4	4	2	2	2	7	2	4	7	1	1		1		5.2
24			2	8	1	5	1	2		3	1		1				3.6
1											1						9.5
3									1	2							4.6
40		1	4	10	3	7			3	4	7	1					3.7
4		1	1		1	1											1.9
3		1		1							1						2.8
1				1													2
17		2	3	5	1	4		1		1							2.2
3		2		1													1.2
1				1													2

NOTE: Be sure to check for related offense codes when examining a particular type of crime. They may or may not be in sequential order or even on the same page.

**B2c** 2001 Commitments by Minimum Term Distribution for Men and Women—Assaultive Offenses  
*Includes Additional Sentences Imposed*  
 Page Seven of Eight

B - 41

		GRAND TOTALS
		VIOLATIONS
		ATTEMPTS
		Max. Penalty
750.741B1	Arson - Personal Property Betw \$200 & <\$1K	1 ATTEMPTS
750.741C1	Arson - Real/Personal Property Betw \$1K & <\$20K	5 ATTEMPTS
750.741D1	Arson - Personal Property \$20K+	10 ATTEMPTS
750.75	Arson - Insured Property	10 ATTEMPTS
750.77	Arson - Preparing to Burn	10 ATTEMPTS
750.77-B	Arson - Prepare to Burn Real or Personal Prop >\$50	4 ATTEMPTS
750.771C1	Arson - Prepare to Burn Property Betw \$1K & <\$20K	5 ATTEMPTS
750.771D1	Arson - Prepare to Burn Prop \$20K+	10 ATTEMPTS
750.81	Assault or Assault and Battery	MISD ATTEMPTS
750.81A	Assault - Aggravated	1 ATTEMPTS
750.81A3	Domestic Violence - Aggravated 2nd Offense	2 ATTEMPTS
750.812	Domestic Violence	MISD ATTEMPTS
750.814	Domestic Violence 3rd Offense	2 ATTEMPTS
750.82	Felonious Assault	4 ATTEMPTS
750.822	Asslt W/Dangerous Weapon - Weapon-Free School Zone	4 ATTEMPTS
750.83	Asslt W/Int to Commit Murder	LIFE ATTEMPTS
750.84	Asslt W/Int Gr Bod Hrm Less Murder	10 ATTEMPTS
750.88	Asslt W/Intent to Rob & Steal Unarmed	15 ATTEMPTS

TOTAL	.5	1	1.5	2	2.5	3	3.5	4	4.5	5	10	15	20	25	>25	LIFE	AVG
4,398	63	381	571	656	283	325	162	213	112	291	676	231	127	64	81	162	5.3
4,193	58	341	531	580	269	311	151	213	112	290	674	230	126	64	81	162	5.4
205	5	40	40	76	14	14	11			1	2	1	1				1.9
1		1															0.8
5		1		4													1.7
1			1														1.5
1				1													1.9
1					1												2.5
1	1																0.3
2			1	1													1.7
1			1														1.5
5			1	2		1					1						3.6
1						1											3
1	1																0.3
1	1																0.3
1	1																0.5
4			4														1.3
53		10	26	9	5	1		1			1						1.6
314	19	75	73	84	30	24	2	5	1		1						1.6
16		8	8														1.1
1				1													1.9
79	1		2	2	1	3	1	2	1	6	24	13	11	3	7	2	12.2
289	8	16	22	58	30	31	13	26	12	33	36	3	1				3.4
12			3	7	1		1										1.9
29		4	2	7	3	4	2	2		4	1						2.8
1				1													2

NOTE: Be sure to check for related offense codes when examining a particular type of crime. They may or may not be in sequential order or even on the same page.

# B2c Commitments by Minimum Term Distribution for Men and Women — Assaultive Offenses

*Includes Additional Sentences Imposed*  
*Page Eight of Eight*

		GRAND TOTALS
		VIOLATIONS
		ATTEMPTS
		Max. Penalty
750.89	Asslt W/Intent to Rob & Steal Armed	LIFE ATTEMPTS
750.90CA	Gross Negl Against Preg Person Result Miscarriage	15 ATTEMPTS
750.91	Attempt to Murder	LIFE ATTEMPTS
752.191	Felonious Driving	2 ATTEMPTS
752.861	Weapons - Firearms, Careless Use Causing Injury/Death	2 ATTEMPTS

TOTAL	.5	1	1.5	2	2.5	3	3.5	4	4.5	5	10	15	20	25	>25	LIFE	AVG
4,398	63	381	571	656	283	325	162	213	112	291	676	231	127	64	81	162	5.3
4,193	58	341	531	580	269	311	151	213	112	290	674	230	126	64	81	162	5.4
205	5	40	40	76	14	14	11			1	2	1	1				1.9
83		1		3	6	9		6	5	10	27	12	3		1		7.3
1			1														1.5
1												1					10.5
2		1						1									2.4
1		1															0.8

**NOTES:** Be sure to check for related offense codes when examining a particular type of crime. They may or may not be in sequential order or even on the same page.

Largest minimum term is reported.

When minimum terms exceed maximum penalties, that may be due to anomalies in criminal justice practices, habitualized offenses, database errors, etc.

Each minimum term category is rounded up from the preceding category (for example, the ten-year category includes all minimums longer than five years up to exactly ten years).

Minimum term averages are based on raw data (with life sentences excluded from the calculations).

Source: Corrections Management Information System (CMIS)

# B3 2001 Commitments by Minimum Term Distribution for Women—All Offenses

*Includes Additional Sentences Imposed*  
 Page One of Seven

B - 43

GRAND TOTALS		
VIOLATIONS		
ATTEMPTS		
Max. Penalty		
257.254	MV Code - Intent to Pass False Title	10 ATTEMPTS
257.602A3-A	Peace Officer - Fleeing/Vehicle 3rd Degree	CD 5 ATTEMPTS
257.602A4-A	Peace Officer - Fleeing - Vehicle Cause Serious Injury	CD10 ATTEMPTS
257.6251-A	Operating - OUIL/Per Se	MISD ATTEMPTS
257.6253-A	Operating Impaired	MISD ATTEMPTS
257.6254	Operating - Under the Influence Causing Death	15 ATTEMPTS
257.6255-A	Operating - Under the Influence Causing Serious Injury	5 ATTEMPTS
257.6256D	Operating - OUIL/Per Se/OWI - 3rd Offense	5 ATTEMPTS
257.6257A2	Operating OUIL/Occupant < 16, 2nd Offense	5 ATTEMPTS
257.903	Motor Vehicle Code, False Certification	5 ATTEMPTS
257.9044	Operate - License Suspend/Revoked Cause Death	15 ATTEMPTS
333.5210	AIDS - Sexual Penetration with Uninformed Partner	4 ATTEMPTS
333.74012A	Controlled Sub, Mfg, Del, Poss (Narcotic or Cocaine)	LIFE ATTEMPTS
333.74012A2	Controlled Sub, Mfg, Del, Poss 225-649g	30 ATTEMPTS
333.74012A3	Controlled Sub, Mfg, Del, Poss 50-224g	20 ATTEMPTS
333.74012A4	Controlled Sub, Mfg, Del, Poss <50 Grams	20 ATTEMPTS
333.74012B-A	Contr. Sub, Mfg, Del, Poss (Sch 1,2,3 ex Marij & Cocaine)	7 ATTEMPTS
333.74012D2	Controlled Sub, Mfg, Del, Poss Marijuana 5 - <45 Kg	7 ATTEMPTS
333.74012D3	Controlled Sub, Mfg, Del, Poss, Marijuana <5 Kg	4 ATTEMPTS

TOTAL	.5	1	1.5	2	2.5	3	3.5	4	4.5	5	10	15	20	25	>25	LIFE	AVG
773	50	168	186	169	44	42	18	19	5	22	31	3	2	4	1	9	2.2
726	41	162	173	160	38	40	16	19	5	22	31	3	2	4	1	9	2.2
47	9	6	13	9	6	2	2										1.4
1			1														1.5
1							1										3.3
1				1													1.7
3		1		2													1.5
1						1											2.8
7				2		1				1	3						4.5
3		1	1	1													1.3
47		7	17	13	5	2	3										1.7
1			1														1.5
1		1															1
1				1													2
1						1											2.7
1				1													2
2				1								1					7.4
10		2	1							4	3						5
77		40	18	14	1	2		1		1							1.4
2	2																0.3
1			1														1.5
1			1														1.1
3		1	1			1											1.7
1			1														1.2

NOTE: Be sure to check for related offense codes when examining a particular type of crime. They may or may not be in sequential order or even on the same page.

**B3 2001 Commitments by Minimum Term Distribution for Women—All Offenses**  
*Includes Additional Sentences Imposed*  
 Page Two of Seven

B - 44

GRAND TOTALS		
	VOLATIONS	
	ATTEMPTS	
	Max. Penalty	
333.74032A1	Controlled Sub - Poss 650g+ Narc. or Cocaine	LIFE ATTEMPTS
333.74032A3	Controlled Sub - Poss 50-224g Narc. or Cocaine	20 ATTEMPTS
333.74032A5	Controlled Sub - Poss Less 25g Narc. or Cocaine	4 ATTEMPTS
333.74032D	Controlled Sub - Poss Marijuana	1 ATTEMPTS
333.7405D	Contr. Sub - Maintain or Keep Drug House	2 ATTEMPTS
333.74071C	Controlled Sub - Obtain by Fraud	4 ATTEMPTS
333.7410A	Contr. Sub - Delivery/Poss in Park	2 ATTEMPTS
333.74132	Controlled Sub - Second Offense	-LIFE Double Penalty ATTEMPTS
400.601-B	Welfare Fraud - Over \$500	4 ATTEMPTS
400.602-B	Welfare Fraud - Fail to Inform \$500 or More	4 ATTEMPTS
500.45111	Insurance - Fraudulent Acts	4 ATTEMPTS
750.110	Breaking & Entering	10 ATTEMPTS
750.110-A	Break & Enter - Unoccup. Bldg. w/Intent	10 ATTEMPTS
750.110A2	Home Invasion - 1st Degree	20 ATTEMPTS
750.110A3	Home Invasion - 2nd Degree	15 ATTEMPTS
750.110A4	Home Invasion - 3rd Degree	5 ATTEMPTS
750.131A	Checks w/o Account or w/o Suff Funds	2 ATTEMPTS
750.131A1	Check - No Account	2 ATTEMPTS
750.131A2	Check - 3 Non-Sufficient Funds Within 10 Days	2 ATTEMPTS

TOTAL	.5	1	1.5	2	2.5	3	3.5	4	4.5	5	10	15	20	25	>25	LIFE	AVG
773	50	168	186	169	44	42	18	19	5	22	31	3	2	4	1	9	2.2
726	41	162	173	160	38	40	16	19	5	22	31	3	2	4	1	9	2.2
47	9	6	13	9	6	2	2										1.4
1													1				20
1										1							5
40	4	15	10	7	4												1.3
4	2	1		1													0.8
3		1	2														1.1
1			1														1.2
3		1	1		1												1.5
1	1																0.3
1		1															1
1			1														1.3
6	5				1												0.5
2		2															0.6
5	2		1			1	1										1.6
1	1																0.2
14		1	2	5		1			1		4						3.3
2				1	1												2.2
16	2	2	5	4	2					1							1.6
3			1	1			1										2.1
1			1														1.3
2			2														1.4
7		1	3	2		1											1.6
2		1	1														1.1

NOTE: Be sure to check for related offense codes when examining a particular type of crime. They may or may not be in sequential order or even on the same page.



# B3 2001 Commitments by Minimum Term Distribution for Women — All Offenses

*Includes Additional Sentences Imposed*

Page Three of Seven

B - 45

	GRAND TOTALS				
	VIOLATIONS				
	ATTEMPTS				
	Max. Penalty				
750.1313C	Check - Non-Sufficient Funds - \$500 or More	2			
	ATTEMPTS				
750.136B2	Child Abuse, 1st Degree	15			
	ATTEMPTS				
750.157B2	Solicit to Murder	LIFE			
	ATTEMPTS				
750.157N1	Financial Transaction Device - Steal/Retain w/o Consent	4			
	ATTEMPTS				
750.157N2	Financial Transaction Device - Poss Fraudulent One	4			
	ATTEMPTS				
750.157P	Financial Transaction Device - Poss w/Intent to Use/Sell	4			
	ATTEMPTS				
750.157Q	Financial Transaction Device - Illegal Sale/Use	4			
	ATTEMPTS				
750.157R	Financial Transaction Device - Forge/Alter/Counterfeiting	4			
	ATTEMPTS				
750.174-B	Embezzlement - Agent or Trustee Over \$100	10			
	ATTEMPTS				
750.1744A	Embezzlement - Agent or Trustee Betw \$1K and <\$20K	5			
	ATTEMPTS				
750.1745A	Embezzlement - Agent or Trustee \$20K or More	10			
	ATTEMPTS				
750.193	Break, Escape or Attempt to Break, Escape Prison	5			
	ATTEMPTS				
750.1952	Escape - From Felony Jail Sentence	4			
	ATTEMPTS				
750.197CA	Assault Prison Employee	4			
	ATTEMPTS				
750.1972	Escape - Awaiting Trial for Felony	4			
	ATTEMPTS				
750.199A	Absconding or Forfeiting Bond	4			
	ATTEMPTS				
750.213	Extortion	20			
	ATTEMPTS				
750.218-B	False Pretenses - Over \$100	10			
	ATTEMPTS				
750.2184A	False Pretenses - \$1,000 or More, Less Than \$20,000	5			
	ATTEMPTS				

TOTAL	.5	1	1.5	2	2.5	3	3.5	4	4.5	5	10	15	20	25	>25	LIFE	AVG
773	50	168	186	169	44	42	18	19	5	22	31	3	2	4	1	9	2.2
726	41	162	173	160	38	40	16	19	5	22	31	3	2	4	1	9	2.2
47	9	6	13	9	6	2	2										1.4
1		1															1
3			1			1	1										2.5
1				1													2
1															1		30
8	1	1	4	1	1												1.4
2		1	1														1.1
2	1			1													1.1
2		1		1													1.5
1		1															1
6	2			1		1				2							2.5
2					2												2.5
5	1		1	3													1.5
1				1													2
19	3	11	2	3													1
1	1																0.3
2			2														1.3
1			1														1.1
1		1															1
3		1	2														1.2
1		1															0.7
1								1									4
1					1												2.5
6			1	3	1	1											2

NOTE: Be sure to check for related offense codes when examining a particular type of crime. They may or may not be in sequential order or even on the same page.

**B3 2001 Commitments by Minimum Term Distribution for Women—All Offenses**  
*Includes Additional Sentences Imposed*  
 Page Four of Seven

B - 46

GRAND TOTALS		
VIOLATIONS		
ATTEMPTS		
Max. Penalty		
750.219A2C1	Telephone - Avoid Payment Betw \$1K & <\$20K	5 ATTEMPTS
750.224D2	Weapon, Chemical Type	2 ATTEMPTS
750.224F	Weapon-Firearm, Poss by Felon	5 ATTEMPTS
750.227	Carrying Concealed Weapons	5 ATTEMPTS
750.227B-A	Weapons - Felony Firearm	2 ATTEMPTS
750.248	Forgery of Records, Other Instruments	14 ATTEMPTS
750.248A	Financial Transaction Device - Utter & Publish	4 ATTEMPTS
750.249	Uttering & Publishing	14 ATTEMPTS
750.254	Forged Bills, Notes, Possession w/Int to Utter & Publish	5 ATTEMPTS
750.280	Gross Frauds & Cheats at Common Law	10 ATTEMPTS
750.316	First Degree Murder	LIFE ATTEMPTS
750.316-A	Murder - 1st Degree - Premeditated	LIFE ATTEMPTS
750.316-B	Murder - Felony	LIFE ATTEMPTS
750.316-C	Murder - Open - Statutory Short Form	LIFE ATTEMPTS
750.317	Second Degree Murder	LIFE ATTEMPTS
750.321	Manslaughter	15 ATTEMPTS
750.321-A	Manslaughter - Statutory Short Form	15 ATTEMPTS
750.321-C	Manslaughter - Involuntary	15 ATTEMPTS
750.321-E	Manslaughter with Motor Vehicle	15 ATTEMPTS

TOTAL	.5	1	1.5	2	2.5	3	3.5	4	4.5	5	10	15	20	25	>25	LIFE	AVG
773	50	168	186	169	44	42	18	19	5	22	31	3	2	4	1	9	2.2
726	41	162	173	160	38	40	16	19	5	22	31	3	2	4	1	9	2.2
47	9	6	13	9	6	2	2										1.4
2		2															0.9
1		1															1
3		1	2														1.2
4		4															0.9
1			1														1.5
4				4													2
19		2	8	8							1						1.9
1					1												2.4
1				1													1.7
74	2	8	22	24	5	5	2	3	1	1	1						2
12	2	1	4	3	1	1											1.5
1		1															1
1		1															1
1																1	
7						1										6	2.9
2																2	
1														1			22.5
13								1		4	3	1	1	3			11.7
1					1												2.5
8			1			1	1	1		2	2						4.2
3							1	1	1								3.9
2						2											3

NOTE: Be sure to check for related offense codes when examining a particular type of crime. They may or may not be in sequential order or even on the same page.

# B3 2001 Commitments by Minimum Term Distribution for Women — All Offenses

*Includes Additional Sentences Imposed*

Page Five of Seven

B - 47

	GRAND TOTALS																	
	VIOLATIONS	773	50	168	186	169	44	42	18	19	5	22	31	3	2	4	1	9
	ATTEMPTS	726	41	162	173	160	38	40	16	19	5	22	31	3	2	4	1	9
	Max. Penalty	47	9	6	13	9	6	2	2									
750.329	Death, Firearm without Malice	15							1									
	ATTEMPTS																	3.2
750.338B	Gross Indecency Male and Female	- 5				2												
	Commit/Procure	ATTEMPTS																
750.349	Kidnapping	LIFE		1	1													
	ATTEMPTS																	
750.350	Kidnapping - Child Enticement	LIFE							1									
	ATTEMPTS																	
750.356-A	Larceny - Over \$100	5		2														
	ATTEMPTS																	
750.356C	Retail Fraud - 1st Degree	5	39	2	7	17	12		1									
	ATTEMPTS		1		1													
750.356D	Retail Fraud - 2nd Degree	1	1			1												
	ATTEMPTS																	
750.357	Larceny from Person	10	11			2	4	1	2		1			1				
	ATTEMPTS																	
750.360	Larceny in Building	4	10	1	2	3	1	2			1							
	ATTEMPTS		1			1												
750.362AA	Failure to Return Rented Property	2	2		2													
	Over \$100	ATTEMPTS																
750.362A3A	Failure to Return Rented Property	5	1	1														
	Betw \$1K & <\$20K	ATTEMPTS																
750.377A	Malicious Destruction of Personal	10	1		1													
	Property	ATTEMPTS																
750.377A1B1	Mal Destr. of Personal Property	5	2			2												
	Betw \$1K & <\$20K	ATTEMPTS																
750.377B	Mal Destr. Police or Fire Dept	4	1		1													
	Property	ATTEMPTS																
750.411A1B	False Report of a Felony	4	2			1			1									
	ATTEMPTS																	
750.411A3A	False Report/Threat - Bomb, Harmful	4	1			1												
	Materials	ATTEMPTS																
750.411I	Stalking, Aggravated	5	1	1														
	ATTEMPTS																	
750.413	Unlawfully Driving Away an	5	10	2	2	2	3		1									
	Automobile	ATTEMPTS																
750.414	Unlawful Use Auto w/o Intent	2	5	1		4												
	to Steal	ATTEMPTS																

TOTAL	.5	1	1.5	2	2.5	3	3.5	4	4.5	5	10	15	20	25	>25	LIFE	AVG
773	50	168	186	169	44	42	18	19	5	22	31	3	2	4	1	9	2.2
726	41	162	173	160	38	40	16	19	5	22	31	3	2	4	1	9	2.2
47	9	6	13	9	6	2	2										1.4
1							1										3.2
2				2													1.7
2		1	1														1.2
1							1										3.5
2		2															1
39	2	7	17	12		1											1.4
1		1															0.8
1			1														1.5
11			2	4	1	2		1		1							2.5
10	1	2	3	1	2			1									1.7
1			1														1.3
2		2															0.8
1	1																0.3
1		1															1
2			2														1.5
1			1														1.4
2			1			1											2.1
1				1													1.7
1	1																0.2
10	2	2	2	3			1										1.4
5	1		4														1.1

NOTE: Be sure to check for related offense codes when examining a particular type of crime. They may or may not be in sequential order or even on the same page.

# B3 2001 Commitments by Minimum Term Distribution for Women—All Offenses

*Includes Additional Sentences Imposed*

Page Six of Seven

B - 48

GRAND TOTALS		
VIOLATIONS		773
ATTEMPTS		726
Max. Penalty		47
750.451-B	Prostitution - 3rd Offense ATTEMPTS	2
750.459	Prostitution - Transporting Female (perhaps compel) ATTEMPTS	20
750.479-B	Police Officer - Resist & Obstruct ATTEMPTS	2
750.479A3	Police Officer - Fleeing 3rd Degree ATTEMPTS	5
750.505-B	Accessory After the Fact to Felony ATTEMPTS	5
750.520B1A	CSC - 1st Degree - Person Under 13 ATTEMPTS	LIFE
750.520B1D	CSC - 1st Degree - Accomplices ATTEMPTS	LIFE
750.520C1A	CSC - 2nd Degree - Person Under 13 ATTEMPTS	15
750.520C1B	CSC - 2nd Degree - Relationship ATTEMPTS	15
750.520D	CSC, 3rd Degree Multiple Variables ATTEMPTS	15
750.520D1A	CSC - 3rd Degree - Person 13 Through 15 ATTEMPTS	15
750.520D1D	CSC - 3rd Degree - Incest ATTEMPTS	15
750.529	Robbery Armed ATTEMPTS	LIFE
750.529A	Car Jacking ATTEMPTS	LIFE
750.530	Robbery Unarmed ATTEMPTS	15
750.531-A	Bank Robbery ATTEMPTS	LIFE
750.531-B	Safe Breaking ATTEMPTS	LIFE
750.535	Stolen Property - Receiving and Concealing ATTEMPTS	10
750.535-A	Stolen Property - Receiving & Concealing Over \$100 ATTEMPTS	5

TOTAL	.5	1	1.5	2	2.5	3	3.5	4	4.5	5	10	15	20	25	>25	LIFE	AVG
773	50	168	186	169	44	42	18	19	5	22	31	3	2	4	1	9	2.2
726	41	162	173	160	38	40	16	19	5	22	31	3	2	4	1	9	2.2
47	9	6	13	9	6	2	2										1.4
5		2	3														1.1
1		1															1
8		3	2	2		1											1.5
6		1	2	2	1												1.7
2		1				1											2
4						1					2	1					7.3
1					1						1						2.5
1											1						10
3				1				1		1							3.6
1								1									4
1											1						10
7		1		2		2	1	1									2.5
1		1															1
1											1						7.2
13				1	1	1	2	2		2	4						5
1					1												2.3
8		1	1	1	2			1			2						3.3
2		2															1
1				1													1.6
1			1														1.2
8	1	3	2	2													1.2

NOTE: Be sure to check for related offense codes when examining a particular type of crime. They may or may not be in sequential order or even on the same page.

# B3 2001 Commitments by Minimum Term Distribution for Women—All Offenses

*Includes Additional Sentences Imposed*

Page Seven of Seven

B - 49

		GRAND TOTALS
		VIOLATIONS
		ATTEMPTS
		Max. Penalty
750.5353A	Stolen Property - Rec & Conc Betw \$1K & <\$20K	5 ATTEMPTS
750.72-A	Arson - Dwelling House	20 ATTEMPTS
750.741C1	Arson - Real/Personal Property Betw \$1K & <\$20K	5 ATTEMPTS
750.771C1	Arson - Prepare to Burn Property Betw \$1K & <\$20K	5 ATTEMPTS
750.81A	Assault - Aggravated	1 ATTEMPTS
750.814	Domestic Violence 3rd Offense	2 ATTEMPTS
750.82	Felonious Assault	4 ATTEMPTS
750.83	Asslt W/Int to Commit Murder	LIFE ATTEMPTS
750.84	Asslt W/Int Gr Bod Hrm Less Murder	10 ATTEMPTS
750.88	Asslt W/Intent to Rob & Steal Unarmed	15 ATTEMPTS
750.89	Asslt W/Intent to Rob & Steal Armed	LIFE ATTEMPTS
800.2811	Prisons - Furnish Contraband to Prisoner in Prison	5 ATTEMPTS
800.2813	Prisons - Bringing Contraband Into	5 ATTEMPTS
800.2814	Prisons - Prisoner Possessing Contraband	5 ATTEMPTS

TOTAL	.5	1	1.5	2	2.5	3	3.5	4	4.5	5	10	15	20	25	>25	LIFE	AVG
773	50	168	186	169	44	42	18	19	5	22	31	3	2	4	1	9	2.2
726	41	162	173	160	38	40	16	19	5	22	31	3	2	4	1	9	2.2
47	9	6	13	9	6	2	2										1.4
9	3	2	2	1	1												1
10			1	4	1	2			1		1						2.8
2					1	1											2.7
1				1													2
1			1														1.5
1	1																0.3
1			1														1.3
24	4	8	3	8		1											1.3
2		1	1														1.1
1								1									4
17	1	2	1	7	2	2			1	1							2.1
4			2	1			1										2
2		1				1											2
5					2	1					2						4
1			1														1.3
1								1									4
1								1									4

NOTES: Be sure to check for related offense codes when examining a particular type of crime. They may or may not be in sequential order or even on the same page.

Largest minimum term is reported.

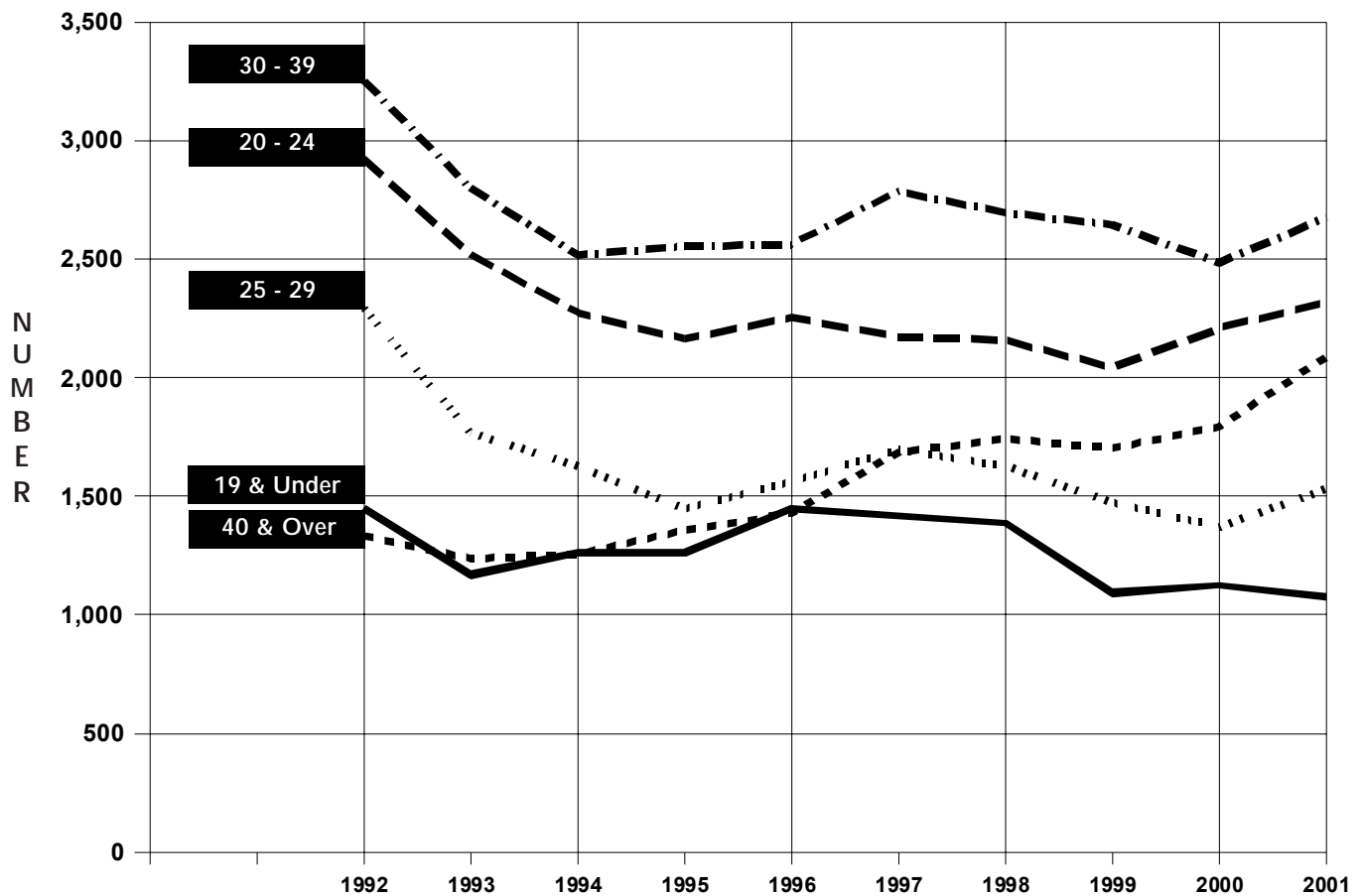
When minimum terms exceed maximum penalties, that may be due to anomalies in criminal justice practices, habitualized offenses, database errors, etc.

Each minimum term category is rounded up from the preceding category (for example, the ten-year category includes all minimums longer than five years up to exactly ten years).

Minimum term averages are based on raw data (with life sentences excluded from the calculations).

Source: Corrections Management Information System (CMIS)

## B4a Commitments by Age for Men, 1992 - 2001



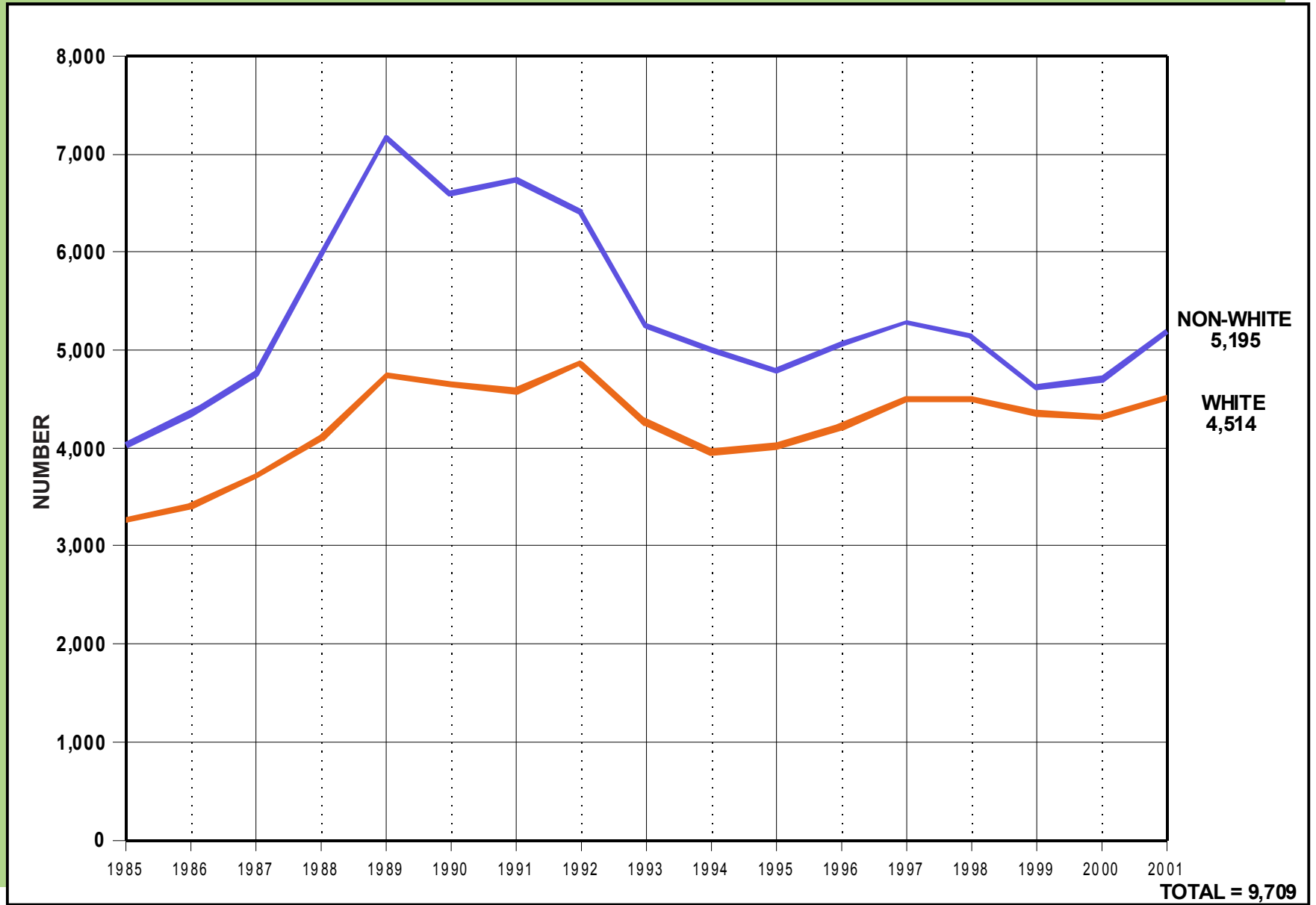
## B4b Commitments by Age, Race and Sex as of December 2001

Age Group	TOTAL COMMITMENTS		MALE COMMITMENTS						FEMALE COMMITMENTS					
	Count	PCNT	Total Male		White		Non-White		Total Female		White		Non-White	
			Count	PCNT	Count	PCNT	Count	PCNT	Count	PCNT	Count	PCNT	Count	PCNT
19 and Under	1,110	10.6	1,081	11.1	465	4.8	616	6.3	29	3.7	13	1.7	16	2.1
20 - 24	2,415	23.0	2,319	23.9	986	10.2	1,333	13.7	96	12.4	50	6.5	46	5.9
25 - 29	1,660	15.8	1,537	15.8	635	6.5	902	9.3	123	15.9	61	7.9	62	8.0
30 - 39	2,987	28.5	2,682	27.6	1,334	13.7	1,348	13.9	305	39.4	135	17.4	170	22.0
40 and Over	2,311	22.0	2,090	21.5	1,094	11.3	996	10.3	221	28.6	109	14.1	112	14.5
Totals*	10,498	100.0	9,709	100.0	4,514	46.5	5,195	53.5	774	100.0	368	47.5	406	52.5
<b>SUBTOTALS AS PERCENT OF TOTAL</b>	<b>100.0</b>		<b>92.6</b>		<b>43.1</b>		<b>49.6</b>		<b>7.4</b>		<b>3.5</b>		<b>3.9</b>	

SOURCE: Corrections Management Information System (CMIS). \*Cases with Insufficient Information = 15 (excluded from % calculations).

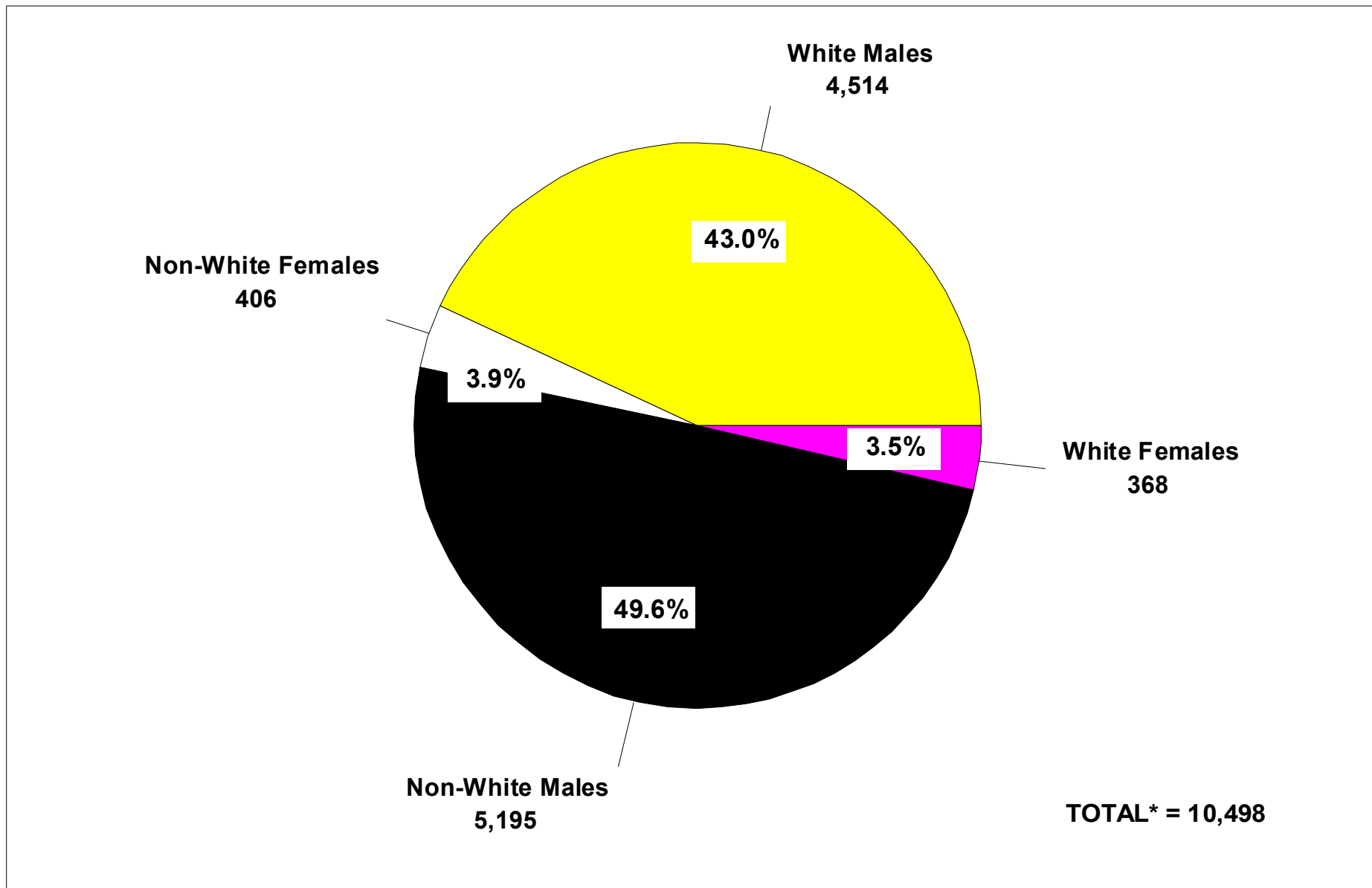
# B5a Commitments by Race for Men, 1985 - 2001

B - 51



SOURCE: Corrections Management Information System (CMIS).

# B5b Total 2001 Commitments by Race and Gender



B - 52

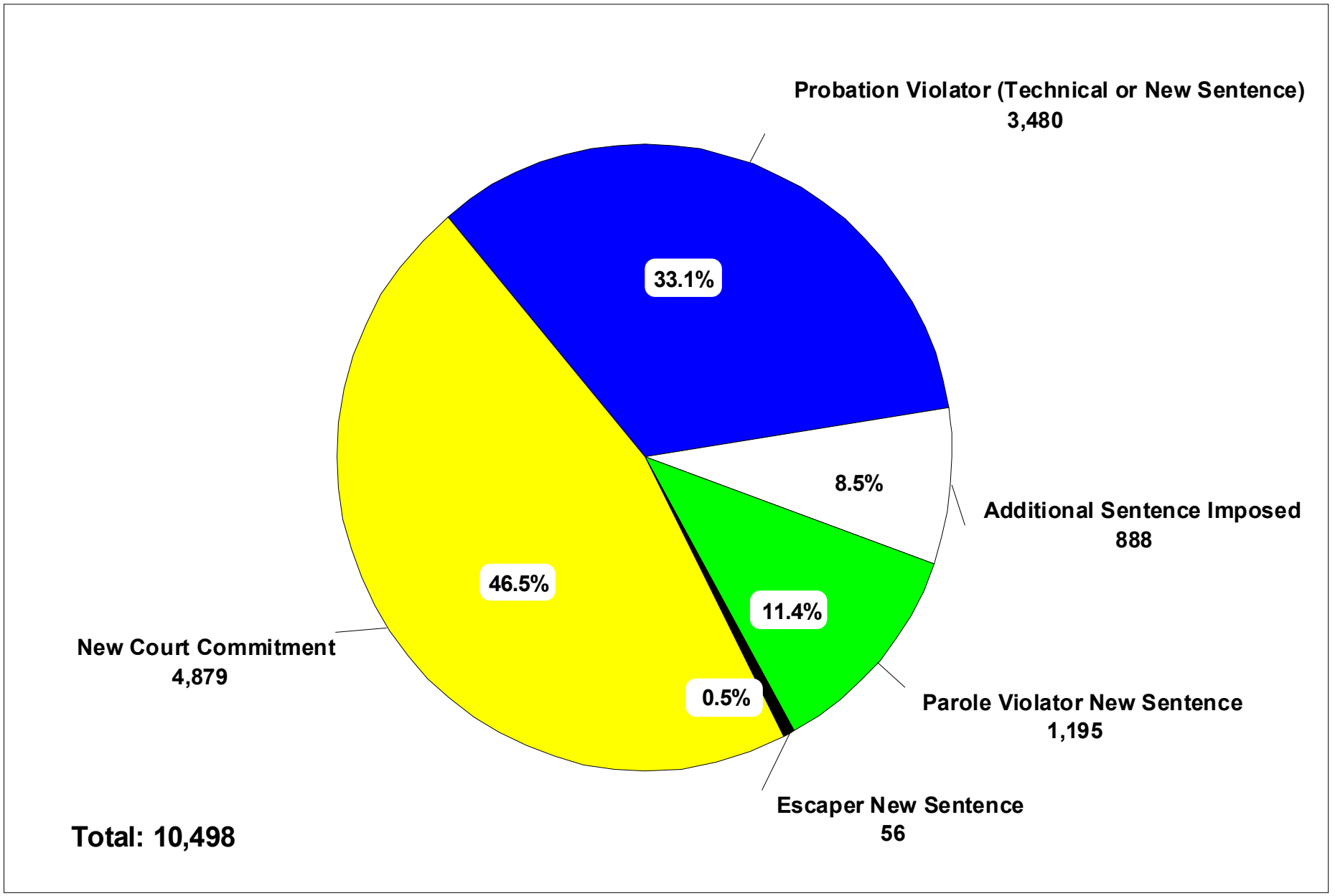
Source: Corrections Management Information System (CMIS)  
Cases with insufficient information = 15. (Excluded from % calculations.)



# B6 2001 Prison Commitments by Type

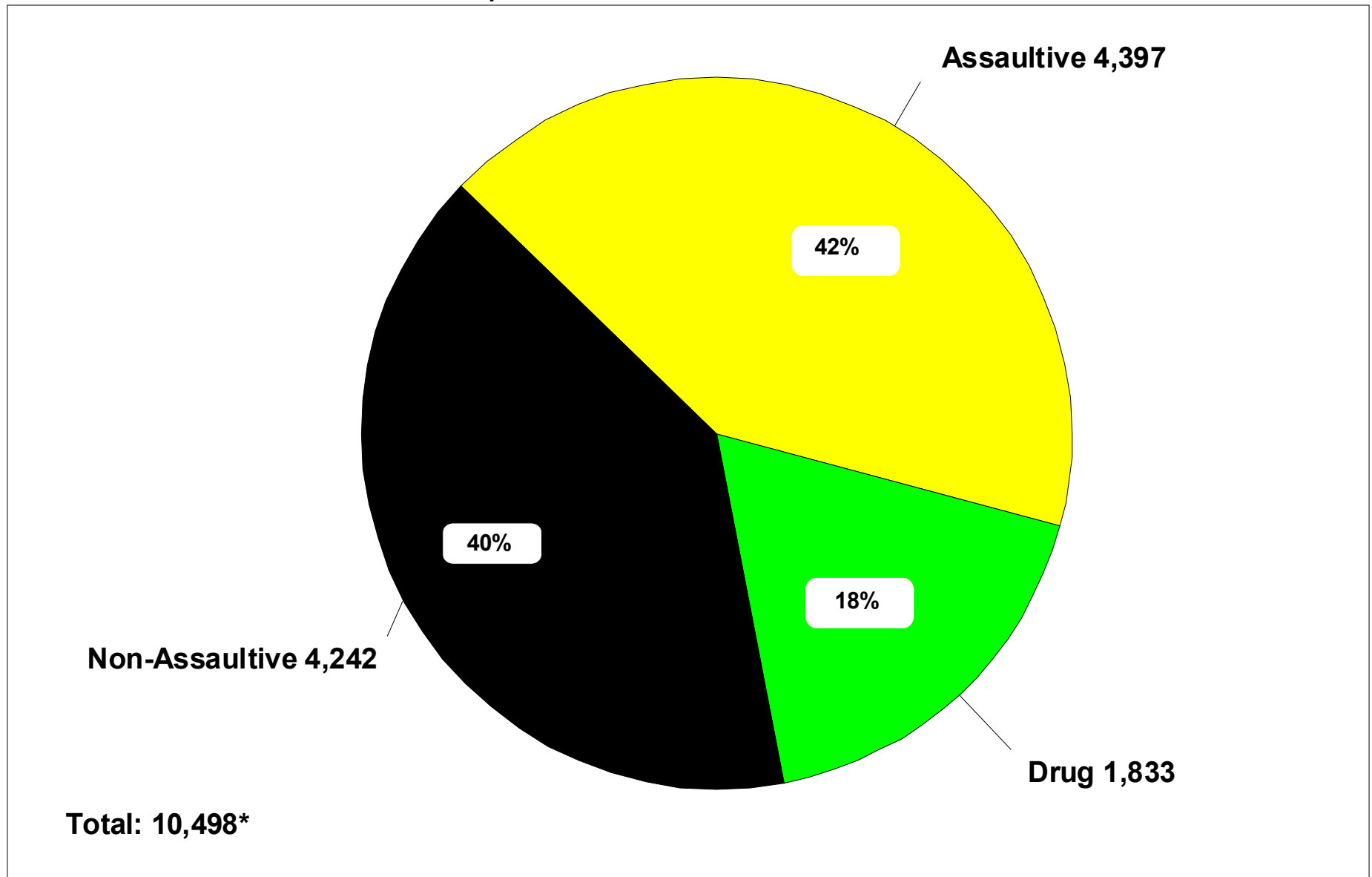
*Includes Additional Sentences Imposed*

B - 53



Source: Corrections Management Information System (CMIS)

**B7** 2001 Prisoner Intake by Major Crime Types  
*Includes Additional Sentences Imposed*



B - 54

Source: Corrections Management Information System (CMIS)  
\*26 cases have insufficient information to determine crime type.

---

# Prisoner Population



This section presents descriptions of Michigan's correctional facilities and statistics regarding the characteristics of the prisoner population.

The map shows the location of each Michigan prison and camp, as well as a geographic breakdown of the Correctional Facilities Administration (CFA) regions. The map is followed by a description of each facility.

Table C is a breakdown of the net operating capacity of the institutions and camps, by security level.

Table Ca displays the end-of-year institution and camp population from 1987 through 2001.

Table C1 shows the total prisoner population broken down by minimum sentence and offense. The total population includes prisoners housed in institutions, camps, the SAI-Prison program and Community Residential Programs (CRP). Tables C1a through C1c show the information in Table C1 broken down by major crime categories (i.e., non-assaultive, drug and assaultive). Table C2 shows the total *female* prisoner population broken

down by minimum sentence and offense.

The crimes in the C1 series of tables and the C2 table are sorted by Michigan Compiled Law (MCL) numbers and Prosecuting Attorney's Coordinating Council (PACC) codes (the sort order used since 1999). Since this sort order keeps sequential codes together, similar crimes that have identical maximum penalties are not consolidated. This level of detail provides much richer information, but the reader must be careful to watch for related codes when attempting to examine the prison population frequency and minimum term distribution for a particular type of crime. For example, nine separate offense codes now appear for the crime of first degree criminal sexual conduct (750.520B\*\*) because each code represents a specific characteristic of the offense.

Tables C3a through C3c summarize the total prisoner population broken down by age, location and race.

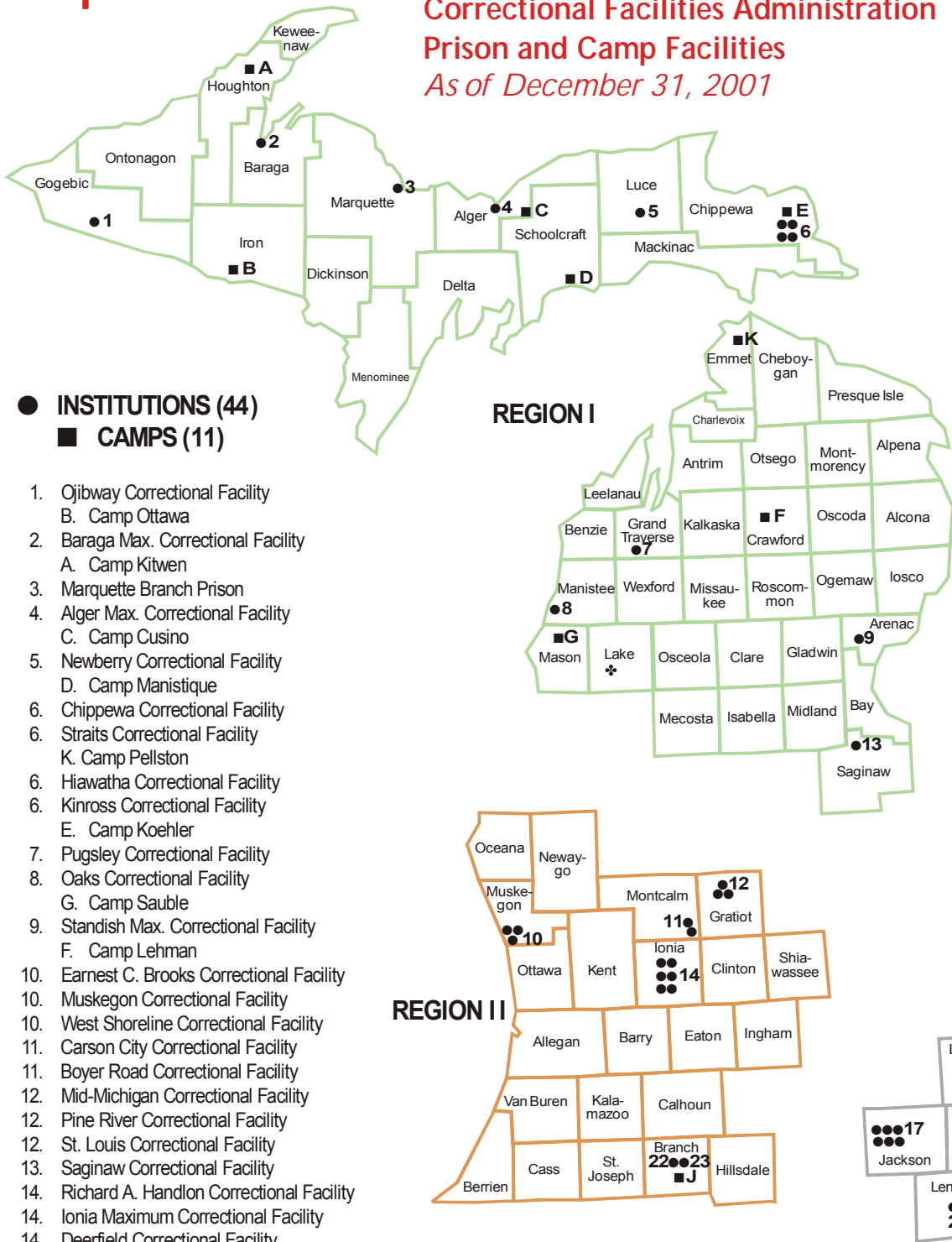
Table C4 summarizes the movement of prisoners into and out

of the institution and camp population during 2001. To demonstrate the effect of prisoner movement on the size of the institution and camp population, Table C4 reports only the movements onto and off of the institution/camp count. In other words, the table ignores movement types that do not affect the total count (e.g., movements *between* institutions). It also does not show prisoner movements that do not involve prison/camp locations (e.g., prisoner movements to parole from CRP locations).

Table C5 shows the number of escapes from secure DOC custody from 1996 through 2001. The Department recently modernized its coding and reporting of escapes, as is explained in the narrative of Table C5. The modernization was implemented starting with 1999 data, but escape figures since 1996 were recalculated using the new reporting process to provide a trend line based on consistent methodology.

# Map

## Michigan Department of Corrections Correctional Facilities Administration Prison and Camp Facilities As of December 31, 2001



● INSTITUTIONS (44)  
■ CAMPS (11)

1. Ojibway Correctional Facility  
B. Camp Ottawa
2. Baraga Max. Correctional Facility  
A. Camp Kitwen
3. Marquette Branch Prison
4. Alger Max. Correctional Facility  
C. Camp Cusino
5. Newberry Correctional Facility  
D. Camp Manistique
6. Chippewa Correctional Facility  
Straits Correctional Facility  
K. Camp Pellston
6. Hiawatha Correctional Facility
6. Kinross Correctional Facility  
E. Camp Koehler
7. Pugsley Correctional Facility
8. Oaks Correctional Facility  
G. Camp Sauble
9. Standish Max. Correctional Facility  
F. Camp Lehman
10. Earnest C. Brooks Correctional Facility
10. Muskegon Correctional Facility
10. West Shoreline Correctional Facility
11. Carson City Correctional Facility
11. Boyer Road Correctional Facility
12. Mid-Michigan Correctional Facility
12. Pine River Correctional Facility
12. St. Louis Correctional Facility
13. Saginaw Correctional Facility
13. Richard A. Handlon Correctional Facility
14. Ionia Maximum Correctional Facility
14. Deerfield Correctional Facility
14. Michigan Reformatory<sup>1</sup>
14. Bellamy Creek Correctional Facility
14. Riverside Correctional Facility\*
15. Thumb Correctional Facility  
H. Camp Tuscola
16. Macomb Correctional Facility
17. G. Robert Cotton Correctional Facility
17. Cooper Street Correctional Facility
17. Charles E. Egeler Correctional Facility

### REGION II

17. Pamall Correctional Facility
17. Southern Michigan Correctional Facility
17. State Prison of Southern Michigan-Central Complex\*
18. Robert Scott Correctional Facility\*  
I. Camp Brighton
19. Western Wayne Correctional Facility
20. Mound Correctional Facility
20. Ryan Correctional Facility

### REGION III

21. Huron Valley Correctional Facility
22. Florence Crane Correctional Facility  
J. Camp Branch
23. Lakeland Correctional Facility
24. Parr Highway Correctional Facility
24. Gus Harrison Correctional Facility
- ▲ Huron Valley Center
- ♣ Michigan Youth Correctional Facility

Source: Correctional Facilities Administration  
<sup>1</sup>Closed Dec. 28, 2001, for remodeling  
\* Includes reception centers

▲ Operated by the Michigan Department of Community Health for psychiatric hospital services  
♣ Private, leased institution operated by Wackenhut Corporation for prisoners under the age of 20.

---

# *Descriptions of Institutions — December 31, 2001*

---

## **Alger Maximum Correctional Facility (LMF)**

Warden Barbara Bouchard  
Industrial Park Drive, P.O. Box 600  
Munising, MI 49862  
(906) 387-5000; FAX (906) 387-5019

Opened: August 1990  
Total Capacity: 536  
Net Operating Capacity: 532  
Age Limits: Men, 17 or older  
Security Level: V (maximum)  
Appropriation for 2001/2002: \$28,245,200  
Appropriated per capita for prisoner care and custody: \$91.20

### *Camp Cusino (CCU)*

ADW Shelley Peterson  
N5398 Percy Road  
Shingleton, MI 49884  
(906) 452-6248; FAX (906) 452-6585

Total Capacity: 320  
Net Operating Capacity: 320  
Age Limits: Men, 17 or older  
Security Level: I (minimum)  
Appropriation for 2001/2002: Included in the budget of Alger Maximum Correctional Facility (LMF)  
Appropriated per capita for prisoner care and custody: Included in the budget of LMF

---

---

## **Baraga Maximum Correctional Facility (AMF)**

Warden George Pennell  
301 Wadaga Road  
Baraga, MI 49908  
(906) 353-7070; FAX (906) 353-7957

Opened: June 1993  
Total Capacity: 856  
Net Operating Capacity: 839  
Age Limits: Men, 17 or older  
Security Level: I and V (minimum, maximum)  
Appropriation for 2001/2002: \$32,162,600  
Appropriated per capita for prisoner care and custody: \$83.13

### *Camp Kitwen (CKT)*

ADW James Quinlan  
M-26 South, P.O. Box 7  
Painesdale, MI 49955  
(906) 288-3791; FAX (906) 288-3009

Total Capacity: 240  
Net Operating Capacity: 240  
Age Limits: Men, 17 or older  
Security Level: I (minimum)  
Appropriation for 2001/2002: Included in the budget of Baraga Maximum Correctional Facility (AMF)  
Appropriated per capita for prisoner care and custody: Included in the budget of AMF

---

---

### **Bellamy Creek Correctional Facility (IBC)**

Warden Ken McKee  
1727 W. Bluewater Hwy.  
Ionia, MI 48846  
(616) 527-2510; FAX (616) 527-7089

Opened: 12/2001  
Total Capacity: 1,470  
Net Operating Capacity: 1,470  
Age Limits: Men, 17 or older  
Security Level: I and IV  
Bellamy Creek Correctional Facility Appropriation for  
2001/2002: \$32,215,600  
Initial staffing and programming provided by Richard A.  
Handlon Correctional Facility.

### **Boyer Road Correctional Facility (OTF)**

Warden Kurt Jones  
10274 Boyer Road  
Carson City, MI 48811  
(989) 584-3941; FAX (989) 584-6535

Opened: November 1987  
Total Capacity: 963  
Net Operating Capacity: 960  
Age Limits: Men, 17 or older  
Security Level: II (medium)  
Appropriation for 2001/2002: Included in the budget  
of Carson City Correctional Facility (DRF)  
Appropriated per capita for prisoner care and custody:  
Included in the budget of DRF

### **Carson City Correctional Facility (DRF)**

Warden Kurt Jones  
10522 Boyer Rd.  
Carson City, MI 48811  
(989) 584-3941; FAX (989) 584-6535

Opened: August 1989  
Total Capacity: 1,246  
Net Operating Capacity: 1,233  
Age Limits: Men, 17 or older  
Security Level: I, II, and IV (minimum, medium, close)  
Appropriation for 2001/2002: \$41,638,200  
Appropriated per capita for prisoner care and custody:  
\$52.02

### **Charles E. Egeler Correctional Facility (SMN)**

Warden Nick Ludwick  
3855 Cooper Street  
Jackson, MI 49201  
(517) 780-5600; FAX (517) 780-5814

Opened: February 1988  
Total Capacity: 774  
Net Operating Capacity: 744  
Age Limits: Men, 17 or older  
Security Level: II (medium)  
Charles Egeler Correctional Facility Appropriation for  
2001/2002: \$21,072,800  
Appropriated per capita for prisoner care and  
custody: \$82.42

### **Chippewa Correctional Facility (URF)**

Warden Fabian LaVigne  
4269 W. M-80  
Kincheloe, MI 49784  
(906) 495-2275; FAX (906) 495-5787

Opened: August 1989  
Total Capacity: 1,236  
Net Operating Capacity: 1,207  
Age Limits: Men, 17 or older  
Security Level: I, III, and IV (minimum, medium, close)  
Appropriation for 2001/2002: \$42,920,100  
Appropriated per capita for prisoner care and custody:  
\$52.30

### **Cooper Street Correctional Facility (JCS)**

Warden Thomas Phillips  
3100 Cooper Street  
Jackson, MI 49201  
(517) 780-6175; FAX (517) 780-6811

Opened: 1997  
Total Capacity: 1,354  
Net Operating Capacity: 1,354  
Age Limits: Men, 17 or older  
Security Level: I (minimum/secured)  
Appropriation for 2001/2002: \$22,735,200  
Appropriated per capita for prisoner care and custody:  
\$50.12

---

### **Deerfield Correctional Facility (ITF)**

Warden Carmen Palmer  
1755 Harwood Road  
Ionia, MI 48846  
(616) 527-6320; FAX (616) 527-6664

Opened: December 1985  
Total Capacity: 960  
Net Operating Capacity: 960  
Age Limits: Men, 17 or older  
Security Level: I (minimum/secured)  
Appropriation for 2001/2002: \$16,690,400  
Appropriated per capita for prisoner care and custody:  
\$48.69

### **Earnest C. Brooks Correctional Facility (LRF)**

Warden Mary Berghuis  
2500 S. Sheridan Road  
Muskegon Heights, MI 49444  
(231) 773-9200; FAX (231) 777-2097

Opened: June 1989  
Total Capacity: 1,246  
Net Operating Capacity: 1,221  
Age Limits: Men, 17 or older  
Security Level: I, II and IV (minimum, medium, close)  
Appropriation for 2001/2002: \$39,929,900  
Appropriated per capita for prisoner care and custody:  
\$50.08

---

### **Florence Crane Correctional Facility (ACF)**

Warden Sally Langley  
38 Fourth Street  
Coldwater, MI 49036  
(517) 279-9165; FAX (517) 278-8265

Opened: April 1985/Reopened for men 11/20/00  
Total Capacity: 963  
Net Operating Capacity: 959  
Age Limits: Men, 17 or older  
Security Level: I (secure)  
Appropriation for 2001/2002: \$30,239,900  
Appropriated per capita for prisoner care and custody:  
\$79.74

### *Camp Branch (CDW)*

ADW Charles Paradine  
19 Fourth Street  
Coldwater, MI 49036  
(517) 278-3204 or 278-3476  
FAX (517) 279-2064

Converted to male facility July 2001  
Total Capacity: 440  
Net Operating Capacity: 440  
Age Limits: Men, 17 or older  
Security Level: I (minimum)  
Appropriation for 2001/2002: Included in the  
budget of Florence Crane Correctional Facility  
(ACF)  
Appropriated per capita for prisoner care and  
custody: Included in the budget of ACF

---

---

### **G. Robert Cotton Correctional Facility (JCF)**

Warden Dennis M. Straub  
3500 N. Elm Road  
Jackson, MI 49201  
(517) 780-5000; FAX (517) 780-5100

Opened: December 1985  
Total Capacity: 1,686  
Net Operating Capacity: 1,659  
Age Limits: Men, 17 or older  
Security Level: I, II, III, and IV (minimum, medium, close)  
Appropriation for 2001/2002: \$32,341,400  
Appropriated per capita for prisoner care and custody: \$55.54

#### *Camp Waterloo (CCW)*

ADW Bruce Cummings  
6000 Maute Road  
Grass Lake, MI 49240  
(734) 475-5870

Closed August, 2001  
Total Capacity: 150  
Net Operating Capacity: 150  
Age Limits: Men, 17 or older  
Security Level: I (minimum)  
Appropriation for 2001/2002: Included in the budget of G. Robert Cotton Correctional Facility (JCF)  
Appropriated per capita for prisoner care and custody: Included in the budget of JCF

---

### **Gus Harrison Correctional Facility (ARF)**

Warden David Jamrog  
2727 E. Beecher Street  
Adrian, MI 49221  
(517) 265-3900; FAX (517) 265-9542

Opened: March 1991  
Total Capacity: 1,187  
Net Operating Capacity: 1,161  
Age Limits: Men, 17 or older  
Security Level: I, II (minimum, medium)  
Appropriations for 2001/2002: \$40,508,200  
Appropriated per capita for prisoner care and custody: \$52.69

### **Hiawatha Correctional Facility (HTF)**

Warden Robert Kapture  
4533 W. Industrial Park Dr.  
Kincheloe, MI 49786-0001  
(906) 495-5661; FAX (906) 495-5291

Opened: February 1989  
Total Capacity: 962  
Net Operating Capacity: 960  
Age Limits: Men, 17 or older  
Security Level: I (minimum/secured)  
Appropriation for 2001/2002: Included in the budget of Kinross Correctional Facility (KCF)  
Appropriated per capita for prisoner care and custody: Included in the budget of KCF

### **Huron Valley Correctional Facility (HVM)**

Warden Andrew Jackson  
3201 Bemis Road  
Ypsilanti, MI 48197  
(734) 572-9900; FAX (734) 572-9499

Opened: August 1981  
Total Capacity: 533  
Net Operating Capacity: 491  
Age Limits: Men, 17 or older  
Females needing medical care housed in infirmary.  
Security Level: IV (close)  
Appropriation for 2001/2002: \$21,761,700  
Appropriated per capita for prisoner care and custody: \$134.46

### **Ionia Maximum Correctional Facility (ICF)**

Warden Bruce Curtis  
1576 W. Bluewater Highway  
Ionia, MI 48846  
(616) 527-6331; FAX (616) 527-6863

Opened: May 1987  
Total Capacity: 666  
Net Operating Capacity: 591  
Age Limits: Men, 17 or older  
Security Level: II, VI (medium, special maximum)  
Appropriation for 2001/2002: \$26,877,000  
Appropriated per capita for prisoner care and custody: \$126.39



---

### **Kinross Correctional Facility (KCF)**

Warden Robert Kapture  
16770 S. Watertower Drive  
Kincheloe, MI 49788  
(906) 495-2282; FAX (906) 495-5837

Opened: January 1978  
Total Capacity: 1,241  
Net Operating Capacity: 1,212  
Age Limits: Men, 17 or older  
Security Level: II (medium)  
Appropriation for 2001/2002: \$45,303,600  
Appropriated per capita for prisoner care and custody:  
\$53.09

### *Camp Koehler (CKO)*

ADW Jeff Riordan  
16463 South Hugginin Road  
Kincheloe, MI 49788  
(906) 495-2215 or 495-2209  
FAX (906) 495-5961

Total Capacity: 240  
Net Operating Capacity: 240  
Age Limits: Men, 17 or older  
Security Level: I (minimum)  
Appropriation for 2001/2002: Included in the  
budget of Kinross Correctional Facility (KCF)  
Appropriated per capita for prisoner care and  
custody: Included in the budget of KCF

---

### **Lakeland Correctional Facility (LCF)**

Warden Carol Howes  
141 First Street  
Coldwater, MI 49036  
(517) 278-6942; FAX (517) 279-0327

Opened: Annex - December 1985;  
Medium Unit - June 1986  
Total Capacity: 1,208  
Net Operating Capacity: 1,204  
Age Limits: Men, 17 or older  
Security Level: II (medium)  
Appropriation for 2001/2002: \$21,608,100  
Appropriated per capita for prisoner care and custody:  
\$54.04

### **Macomb Correctional Facility (MRF)**

Warden Jimmy Stegall  
34625 26 Mile Rd.  
New Haven, MI 48048  
(586) 749-4900; FAX (586) 749-4927

Opened: January 1993  
Total Capacity: 1,238  
Net Operating Capacity: 1,226  
Age Limits: Men, 17 or older  
Security Level: I, II (minimum, medium)  
Appropriation for 2001/2002: \$26,701,800  
Appropriated per capita for prisoner care and custody:  
\$56.01

### **Marquette Branch Prison (MBP)**

Warden Gerald Hofbauer  
1960 South U.S. 41  
Marquette, MI 49855  
(906) 226-6531; FAX (906) 226-6556

Opened: 1889  
Total Capacity: 1,148  
Net Operating Capacity: 1,129  
Age Limits: Men, 21 or older; Dorm, 17 or older  
Security Level: I and V (minimum, maximum)  
Appropriation for 2001/2002: \$33,524,500  
Appropriated per capita for prisoner care and custody:  
\$77.53

### **Michigan Reformatory (RMI)**

Warden Ken McKee  
1342 W. Main Street  
Ionia, MI 48846  
(616) 527-2500

Closed December, 2001  
Opened: 1877  
Total Capacity: 1,356  
Net Operating Capacity: 1,315  
Age Limits: Men, 17 to 26  
Security Level: I and IV (minimum, close)  
Appropriated per capita for prisoner care and custody:  
\$77.30

---

### **Mid-Michigan Correctional Facility (STF)**

Warden Paul Renico  
8201 N. Croswell Road  
St. Louis, MI 48880  
(989) 681-4361; FAX (989) 681-2425

Opened: February 1990  
Total Capacity: 962  
Net Operating Capacity: 960  
Age Limits: Men, 17 or older  
Security Level: I (minimum/secured)  
Appropriation for 2001/2002: Included in the budget  
of St. Louis Correctional Facility (SLF)  
Appropriated per capita for prisoner care and custody:  
Included in the budget of SLF

### **Mound Correctional Facility (NRF)**

Warden Harold White  
17601 Mound Road  
Detroit, MI 48212  
(313) 368-8300; FAX (313) 368-8972

Opened: July 1994  
Total Capacity: 1,073  
Net Operating Capacity: 1,053  
Age Limits: Men, 17 or older  
Security Level: II, IV (medium, close)  
Appropriation for 2001/2002: \$25,494,500  
Appropriated per capita for prisoner care and custody:  
\$67.50

### **Muskegon Correctional Facility (MCF)**

Acting Warden John Cason  
2400 S. Sheridan Drive  
Muskegon, MI 49442  
(231) 773-3201; FAX (231) 773-3657

Opened: August 1974  
Total Capacity: 1,318  
Net Operating Capacity: 1,305  
Age Limits: Men, 21 or older  
Security Level: III (medium)  
Appropriation for 2001/2002: \$24,905,700  
Appropriated per capita for prisoner care and custody:  
\$51.99

---

### **Newberry Correctional Facility (NCF)**

Warden James MacMeekin  
3001 Newberry Avenue  
Newberry, MI 49868  
(906) 293-6200; FAX (906) 293-0011

Opened: January 1996  
Total Capacity: 932  
Net Operating Capacity: 930  
Age Limits: Men, 17 or older  
Security Level: II (medium)  
Appropriation for 2001/2002: \$26,309,600  
Appropriated per capita for prisoner care and custody:  
\$64.08

### *Camp Manistique (CMQ)*

ADW John Norrington  
401 North Maple Street  
Manistique, MI 49854  
(906) 341-8451; FAX (906) 341-8454

Total Capacity: 216  
Net Operating Capacity: 216  
Age Limits: Men, 17 or older  
Security Level: I (minimum)  
Appropriation for 2001/2002: Included in the  
budget of Newberry Correctional Facility (NCF)  
Appropriated per capita for prisoner care and  
custody: Included in the budget of NCF

---

---

### Oaks Correctional Facility (ECF)

Warden David Gundy  
1500 Caberfae Highway, P.O. Box 38  
Eastlake, MI 49626-0038  
(231) 723-8272; FAX (231) 723-4278

Opened: March 1992  
Total Capacity: 772  
Net Operating Capacity: 754  
Age Limits: Men, 17 or older  
Security Level: V (maximum)  
Appropriation for 2001/2002: \$30,245,700  
Appropriated per capita for prisoner care and custody:  
\$97.39

### *Camp Sauble (CSA)*

ADW Robert Szymke  
4058 E. Freesoil Road  
Freesoil, MI 49411  
(231) 464-7104; FAX (231)464-5310

Total Capacity: 156  
Net Operating Capacity: 156  
Age Limits: Men, 17 or older  
Security Level: I (minimum)  
Appropriation for 2001/2002: Included in the  
budget of Oaks Correctional Facility (ECF)  
Appropriated per capita for prisoner care and  
custody: Included in the budget of ECF

---

---

### Ojibway Correctional Facility (OCF)

Warden Terry Sherman  
N. 5705 Ojibway Road, P.O. Box 236  
Marenisco, MI 49947  
(906) 787-2217; FAX (906) 787-2324

Opened July 2000  
Total Capacity: 962  
Net Operating Capacity: 960  
Age Limits: Men, 17 or older  
Security Level: II (medium)  
Appropriation for 2001/2002: \$21,787,800  
Appropriated per capita for prisoner care and  
custody: \$48.58

### *Camp Ottawa (COT)*

ADW Karl Johnson  
216 Gendron Road  
Iron River, MI 49935  
(906) 265-6431 or 265-6432  
FAX (906) 265-6661

Total Capacity: 240  
Net Operating Capacity: 240  
Age Limits: Men, 17 or older  
Security Level: I (minimum)  
Appropriation for 2001/2002: Included in the  
budget of Marquette Branch Prison (OCF)  
Appropriated per capita for prisoner care and  
custody: Included in the budget of OCF

---

---

### **Parnall Correctional Facility (SMT)**

Warden Henry Grayson  
1780 E. Parnall  
Jackson, MI 49201-7138  
(517) 780-6004; FAX (517) 780-6399

Opened: 1839 (Became separate facility under State  
Prison of Southern Michigan break-up plan, October  
1994)

Total Capacity: 1,098  
Net Operating Capacity: 1,094  
Age Limits: Men, 17 or older  
Security Level: I (minimum)  
Appropriation for 2001/2002: \$23,375,100  
Appropriated per capita for prisoner care and custody:  
\$53.85

### **Parr Highway Correctional Facility (ATF)**

Warden David Jamrog  
2727 E. Beecher  
Adrian, MI 49221  
(517) 263-3500; FAX (517) 264-9544

Opened: May 1989  
Total Capacity: 962  
Net Operating Capacity: 960  
Age Limits: Men, 17 or older  
Security Level: I (minimum/secured)  
Appropriation for 2001/2002: Included in the budget  
of Gus Harrison Correctional Facility (ARF)  
Appropriated per capita for prisoner care and custody:  
Included in the budget of ARF

### **Pine River Correctional Facility (SPR)**

Warden Jan Trombley  
320 N. Hubbard  
St. Louis, MI 48880  
(989) 681-6668; FAX (989) 681-6678

Opened: January 2000  
Total Capacity: 962  
Net Operating Capacity: 960  
Age Limits: Men, 17 or older  
Security Level: I (minimum, secure)  
Appropriation for 2001/2002: \$17,295,700  
Appropriated per capita for prisoner care and custody:  
\$47.49

### **Pugsley Correctional Facility (MPF)**

Warden Ray Wolfe  
7401 E. Walton Road  
Kingsley, MI 49649  
(231) 263-5253; FAX (231) 263-7606

Opened: January, 2001  
Total Capacity: 952  
Net Operating Capacity: 950  
Age Limits: Men, 17 or older  
Security Level: I (minimum/secured)  
Appropriation for 2001/2002: \$14,996,300  
Appropriated per capita for prisoner care and custody:  
\$59.52

### **Richard A. Handlon Correctional Facility (MTU)**

Warden John Prelesnik  
1728 Bluewater Hwy., P.O. Box 492  
Ionia, MI 48846  
(616) 527-3100; FAX (616) 527-3161

Opened: January 1958  
Total Capacity: 1,331  
Net Operating Capacity: 1,311  
Age Limits: Men under 26  
Security Level: II (medium)  
Appropriation for 2001/2002: \$21,462,400  
Appropriated per capita for prisoner care and custody:  
\$48.74

---

### **Riverside Correctional Facility (RCF)**

Warden Janette Price  
777 W. Riverside Drive  
Ionia, MI 48846  
(616) 527-0110; FAX (616) 527-2936

Opened: January 1977  
Total Capacity: 858  
Net Operating Capacity: 778  
Age Limits: Men, 17 or older  
Security Level: II, IV (medium, close)  
Appropriation for 2001/2002: \$27,019,100  
Appropriated per capita for prisoner care and custody:  
\$74.25

### *Riverside Reception Center (RRC)*

Acting Administrator Roy Conrad  
777 W. Riverside Drive  
Ionia, MI 48846  
(616) 527-0110

Opened: May 1979  
Total Capacity: 210  
Net Operating Capacity: 169  
Age Limits: All male commitments under 21 are  
processed through this center  
Appropriation for 2001/2002: Included in the  
budget of Riverside Correctional Facility (RCF)  
Appropriated per capita for prisoner care and  
custody: Included in the budget of RCF

---

---

### **Robert Scott Correctional Facility (SCF)**

Warden Joan N. Yukins  
47500 Five Mile Road  
Plymouth, MI 48170  
(734) 459-7400; FAX (734) 459-6148

Opened: December 1986; opened as female institution  
May 1991  
Total Capacity: 885  
Net Operating Capacity: 846  
Age Limits: Females, all ages  
Security Level: I, II, IV, and V (minimum, medium, close,  
maximum)  
Appropriation for 2001/2002: \$29,209,600  
Appropriated per capita for prisoner care and  
custody: \$82.44

### *Scott Reception Center (SRC)*

Warden Joan N. Yukins  
47500 Five Mile Road  
Plymouth, MI 48170  
(734) 459-7400

Opened: January 1992  
Age Limits: All female commitments are processed  
through this center  
Appropriation for 2001/2002: Included in the  
budget of Robert Scott Correctional Facility (SCF)  
Appropriated per capita for prisoner care and  
custody: Included in the budget of SCF

### *Camp Brighton (CBI)*

ADW Thomas Desantis  
7200 Chambers Road  
Pinckney, MI 48169  
(734) 878-6623; FAX (734) 878-6590

Total Capacity: 320  
Net Operating Capacity: 320  
Age Limits: Females, all ages  
Security Level: I (minimum)  
Appropriation for 2001/2002: Included in the  
budget of Robert Scott Correctional Facility (SCF)  
Appropriated per capita for prisoner care and  
custody: Included in the budget of SCF

---

---

### **Ryan Correctional Facility (RRF)**

Warden David Smith  
17600 Ryan Road  
Detroit, MI 48212  
(313) 368-3200; FAX (313) 368-3224

Opened: August 1991  
Total Capacity: 1,066  
Net Operating Capacity: 1,060  
Age Limits: Men, 17 or older  
Security Level: II and IV (medium, close)  
Appropriation for 2001/2002: \$25,795,500  
Appropriated per capita for prisoner care and custody:  
\$69.35

### **Saginaw Correctional Facility (SRF)**

Warden Barbara Bock  
9625 Pierce Road  
Freeland, MI 48623  
(989) 695-9880; FAX (989) 695-6662

Opened: August 1993  
Total Capacity: 1,246  
Net Operating Capacity: 1,234  
Age Limits: Men, 17 or older  
Security Level: I, II, and IV (minimum, medium, close)  
Appropriation for 2001/2002: \$27,738,600  
Appropriated per capita for prisoner care and  
custody: \$55.95

### **St. Louis Correctional Facility (SLF)**

Warden Paul Renico  
8585 N. Croswell Road  
St. Louis, MI 48880  
(989) 681-6444; FAX (989) 681-2425

Opened: 1999  
Total Capacity: 1,294  
Net Operating Capacity: 1,226  
Age Limits: Men, 17 or older  
Security Level: IV (close)  
Appropriation for 2001/2002: \$45,455,400  
Appropriated per capita for prisoner care and custody:  
\$58.52

### **Southern Michigan Correctional Facility (JMF)**

Warden Sherry Burt  
4002 Cooper Street  
Jackson, MI 49201  
(517) 780-6100; FAX (517) 780-6599

Opened: 1997  
Total Capacity: 1,470  
Net Operating Capacity: 1,470  
Age Limits: Men, 21 or older  
Security Level: IV (close)  
Appropriation for 2001/2002: \$31,323,700  
Appropriated per capita for prisoner care and custody:  
\$119.96

---

### **Standish Maximum Correctional Facility (SMF)**

Warden Thomas Birkett  
4713 West M-61  
Standish, MI 48658  
(989) 846-7000; FAX (989) 846-7021

Opened: April 1990  
Total Capacity: 528  
Net Operating Capacity: 507  
Age Limits: Men, 17 or older  
Security Level: V (maximum)  
Appropriation for 2001/2002: \$30,301,300  
Appropriated per capita for prisoner care and custody:  
\$99.00

### *Camp Lehman (CLE)*

ADW James M. Craigie  
5135 Hartwick Pines Road  
Grayling, MI 49738  
(989) 348-8101; FAX (989) 348-4912

Total Capacity: 342  
Net Operating Capacity: 340  
Age Limits: Men, 17 or older  
Security Level: I (minimum)  
Appropriation for 2001/2002: Included in the  
budget of Standish Maximum Correctional  
Facility (SMF)  
Appropriated per capita for prisoner care and  
custody: Included in the budget of SMF

---

---

**State Prison of Southern Michigan -  
Central Complex (SMI)**

Warden Harold White  
4000 Cooper Street  
Jackson, MI 49201  
(517) 780-6000

Opened: 1839  
New Prison: 1926 (started - 1924; finished and old  
prison closed - July 1934)  
Total Capacity: 100  
Net Operating Capacity: 100  
Age Limits: Men, 21 or older  
Security Level: Administrative Segregation  
Appropriation for 2001/2002: \$46,800,700  
Appropriated per capita for prisoner care and  
custody: \$96.34

*Reception and Guidance Center (RGC)*

Warden Nick Ludwick  
4000 Cooper Street  
Jackson, MI 49201  
(517) 780-6000; FAX (517) 780-6699

Opened: 1956  
Total Capacity: 645  
Net Operating Capacity: 597  
Age Limits: All male commitments 21 years or  
older are processed through this center  
Appropriation for 2001/2002: Included in the  
budget of State Prison of Southern Michigan -  
Central Complex (SMI)  
Appropriated per capita for prisoner care and  
custody: Included in the budget of SMI

---

---

**Straits Correctional Facility (KTF)**

Warden Fabian LaVigne  
4387 W. M-80  
Kincheloe, MI 49785  
(906) 495-5674; FAX (906) 495-5007

Opened: May 1988  
Total Capacity: 962  
Net Operating Capacity: 960  
Age Limits: Men, 17 or older  
Security Level: I (minimum/secured)  
Appropriation for 2001/2002: Included in the budget  
of Chippewa Correctional Facility (URF)  
Appropriated per capita for prisoner care and custody:  
Included in the budget of URF

*Camp Pellston (CPL)*

ADW Cindi Curtin  
Route #1  
Pellston, MI 49769  
(231) 526-5177 or 526-7541

Closed December, 2001  
Total Capacity: 140  
Net Operating Capacity: 140  
Age Limits: Men, 17 or older  
Security Level: I (minimum)  
Appropriation for 2001/2002: Included in the  
budget of Chippewa Correctional Facility (URF)  
Appropriated per capita for prisoner care and  
custody: Included in the budget of URF

---

---

### **Thumb Correctional Facility (TCF)**

Warden Barry McLemore  
3225 John Conley Drive  
Lapeer, MI 48446  
(810) 667-2045; FAX (810) 667-2048

Opened: October 1987  
Total Capacity: 1,216  
Net Operating Capacity: 1,195  
Age Limits: Men, 17 or older  
Security Level: II (medium), IV (close)  
Appropriation for 2001/2002: \$29,253,800  
Appropriated per capita for prisoner care and custody:  
\$59.80

### ***Camp Tuscola (CTU)***

ADW Mike Flintoft  
2420 Chambers Road  
Caro, MI 48723  
(989) 673-6760; Annex (989) 673-7068  
FAX (989) 673-0120

Total Capacity: 260  
Net Operating Capacity: 260  
Age Limits: Men, 17 or older  
Security Level: I (minimum)  
Appropriation for 2001/2002: Included in the  
budget of Thumb Correctional Facility (TCF)  
Appropriated per capita for prisoner care and  
custody: Included in the budget of TCF

---

### **West Shoreline Correctional Facility (MTF)**

Warden Mary Berghuis  
2500 S. Sheridan Drive  
Muskegon Heights, MI 49444  
(231) 773-1122; FAX (231) 777-2097

Opened: October 1987  
Total Capacity: 962  
Net Operating Capacity: 956  
Age Limits: Men, 17 or older  
Security Level: I (minimum/secured)  
Appropriation for 2001/2002: Included in the budget of  
Earnest C. Brooks Correctional Facility (LRF)  
Appropriated per capita for prisoner care and custody:  
Included in the budget of LRF

### **Western Wayne Correctional Facility (WCF)**

Warden Clarice Stovall  
48401 Five Mile Road  
Plymouth, MI 48170  
(734) 459-2500; FAX (734) 459-5255

Opened: June 1985, Converted to female facility 10/  
2000  
Total Capacity: 788  
Net Operating Capacity: 776  
Age Limits: Females, all ages  
Security Level: I (secure)  
Appropriation for 2001/2002: \$21,549,200  
Appropriated per capita for prisoner care and custody:  
\$94.35



---

## Non-MDOC Locations

---

### Michigan Youth Correctional Facility (MYC)

Private, leased institution operated by Wackenhut Corporation for prisoners under the age of 20

Warden Frank Elo  
1805 W. 32nd Street  
Baldwin, MI 49304  
(231) 745-9711; FAX (231) 745-9707

Opened July 1999  
Total Capacity: 480  
Net Operating Capacity: 450  
Age Limits: Less than 17 years up to 20 years  
Prisoners are transferred out prior to 20th birthday  
Security Level: V (Maximum)  
Appropriation for 2001/2002: \$27,134,500  
Appropriated per capita for prisoner care and custody:  
\$105.07

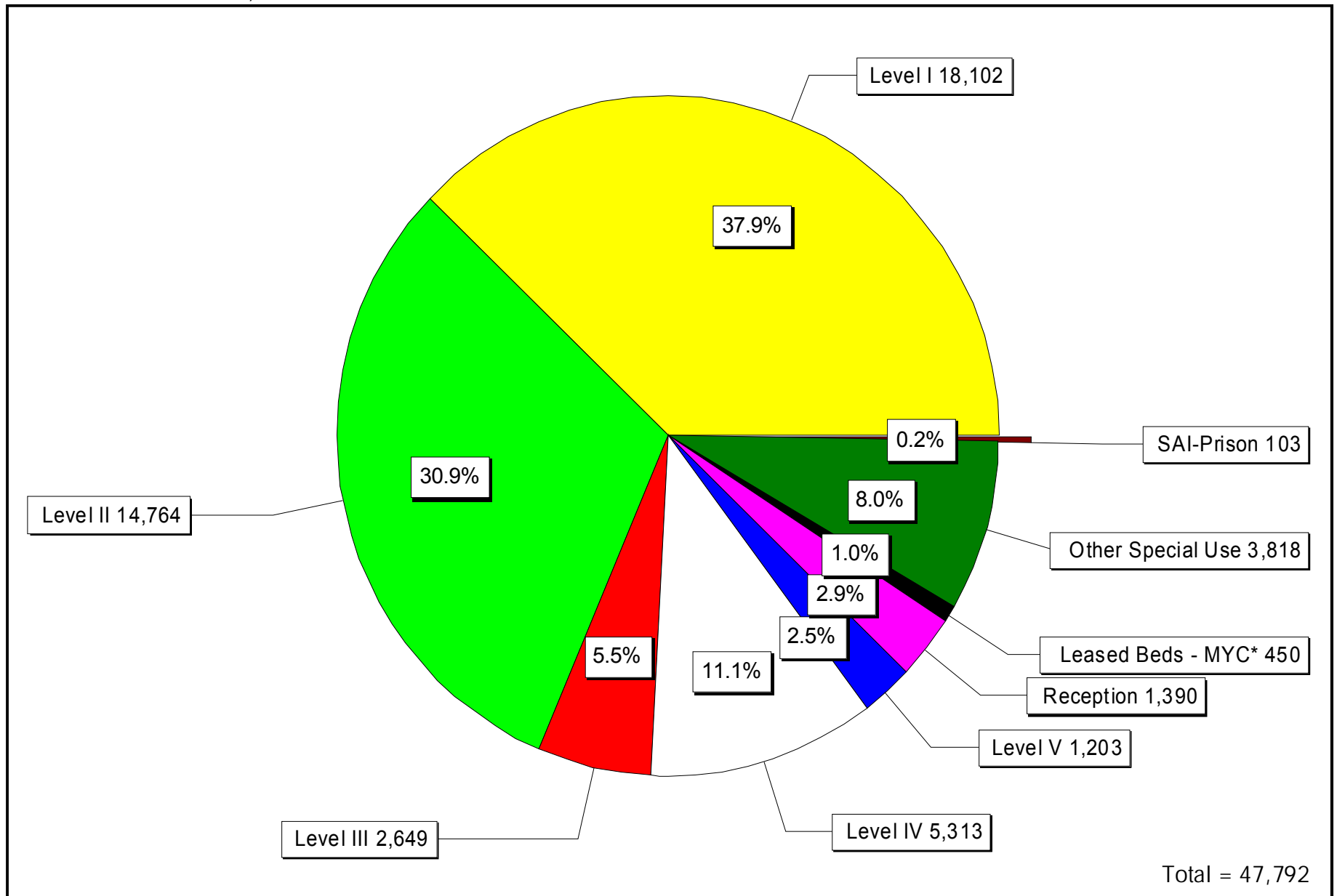
### Huron Valley Center (HVC)

Huron Valley Center (HVC)  
Operated by the Michigan Department of Community Health for psychiatric hospital services.

Director Rosettus Weeks  
3511 Bemis Road  
Ypsilanti, MI 48197  
(734) 434-5888; FAX (734) 434-2881

Opened: August 1994  
Total Capacity: 370  
Net Operating Capacity: 253  
Age Limit: Men and Women, all ages  
Security Level: V (all security levels for evaluation and treatment)

**C Net Operating Capacity by Security Level**  
*As of December 31, 2001*



C - 16

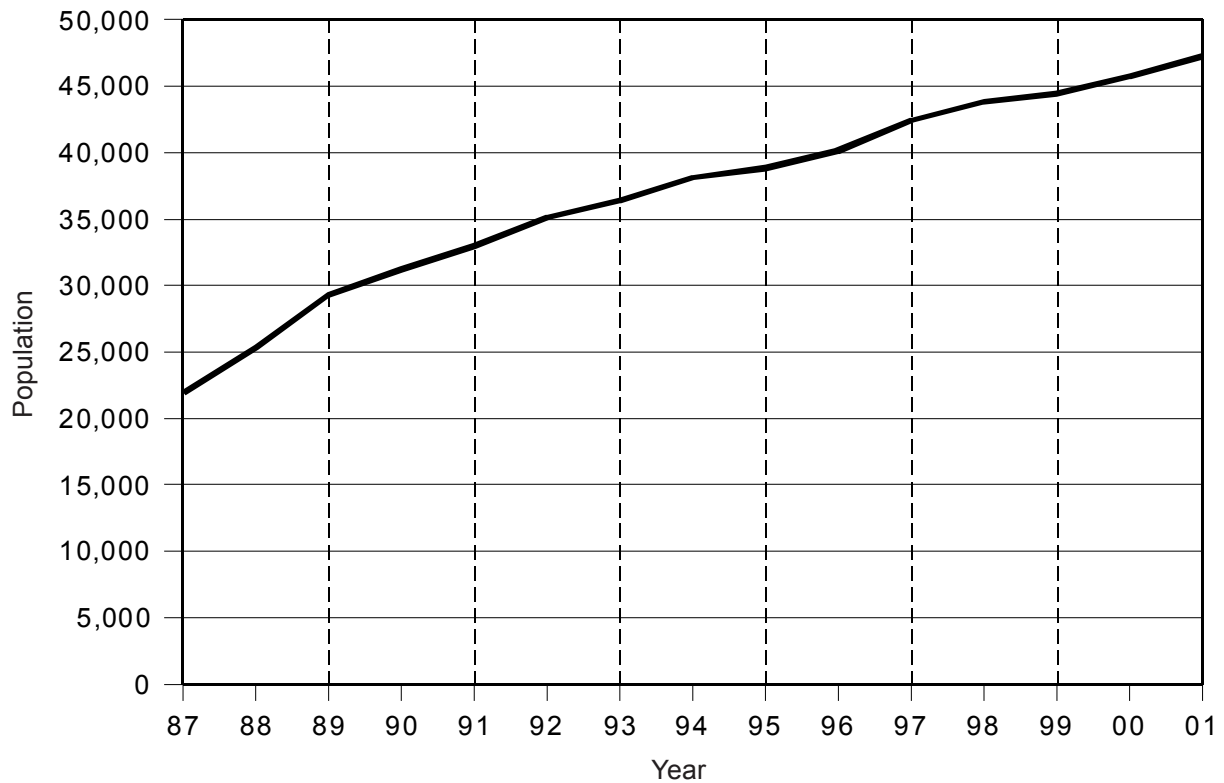
\* "Leased Beds - MYC" refers to prisoners housed at the Michigan Youth Facility under contract with Wackenhut Corporation.

SOURCE: 10/2001 Capacity Certification Survey

# Ca Year-End Prison Population (Institutions and Camps)

Calendar Years 1987 -2001

Year	Year-End Population	Numerical Change	Percent Change
1987	21,930	---	---
1988	25,377	3,447	15.7
1989	29,321	3,944	15.5
1990	31,240	1,919	6.5
1991	33,018	1,778	5.7
1992	35,131	2,113	6.4
1993	36,474	1,343	3.8
1994	38,145	1,671	4.6
1995	38,854	709	1.9
1996	40,182	1,328	3.4
1997	42,426	2,244	5.6
1998	43,821	1,395	3.3
1999	44,500	679	1.5
2000	45,821	1,321	3.0
2001	47,317	1,496	3.3



SOURCE: Prison Census Reports.

# C1 2001 Total Prisoner Population by Minimum Term Distribution—All Offenses

Page One of Twenty-two

C - 18

GRAND TOTALS*		
VIOLATIONS ATTEMPTS		
Max. Penalty		
19.142	State Property Violations	MISD ATTEMPTS
28.2931	State ID Card - False Application	5 ATTEMPTS
28.729	Sex Offender - Fail to Register	4 ATTEMPTS
257.254	MV Code - Intent to Pass False Title	10 ATTEMPTS
257.257	License Documents/Plates Forgery	5 ATTEMPTS
257.311	Driving w/o License in Possession	MISD ATTEMPTS
257.602	Disobey Police Traffic Order	MISD ATTEMPTS
257.602A	Peace Officer - Fleeing Vehicle Code	15 ATTEMPTS
257.602A2	Peace Officer - Fleeing/Vehicle CD 4th Degree	2 ATTEMPTS
257.602A3	Peace Officer - Fleeing/Vehicle CD 2nd Offense	5 ATTEMPTS
257.602A3-A	Peace Officer - Fleeing/Vehicle CD 3rd Degree	5 ATTEMPTS
257.602A4	Peace Officer - Fleeing/Vehicle CD 10 Second Degree	10 ATTEMPTS
257.602A4-A	Peace Officer - Fleeing/Vehicle CD 10 - Cause Serious Injury	10 ATTEMPTS
257.617	Fail to Stop at Accident - Serious Impairment/Death Rslt	5 ATTEMPTS
257.6251-A	Operating - OUIL/Per Se	MISD ATTEMPTS
257.6253-A	Operating Impaired	MISD ATTEMPTS
257.6254	Operating - Under the Influence Causing Death	15 ATTEMPTS
257.6255	OUIL - Causing Incapacitating Injury	5 ATTEMPTS
257.6255-A	Operating - Under the Influence Causing Serious Injury	5 ATTEMPTS

TOTAL	0.5	1	1.5	2	2.5	3	3.5	4	4.5	5	10	15	20	25	>25	LIFE	AVG
48,549	540	3,130	3,637	6,105	2,205	4,124	1,153	2,412	391	3,532	8,733	3,136	2,345	1,231	1,453	4,422	7.2
47,128	461	2,882	3,393	5,741	2,079	3,981	1,075	2,401	390	3,511	8,693	3,122	2,328	1,224	1,450	4,397	7.3
1,421	79	248	244	364	126	143	78	11	1	21	40	14	17	7	3	25	2.5
1	1																0.2
3	1	1		1													1.0
36	1	5	13	10	1	4				1	1						1.8
4	1	1	2														0.9
25		3	4	3	3	3	1	2		2	2	2					3.7
2					1					1							3.7
3		2			1												1.4
1			1														1.3
1				1													2.0
2			1								1						5.7
36	2	7	23	3	1												1.2
2				2													2.0
136	2	36	22	39	12	15	7	3									1.8
4	2			1		1											1.3
2					1		1										2.9
10		1		3		1		3			2						3.7
33			5	11	2	9	3			1	2						2.8
71	2	10	14	25	5	6	5		2	1			1				2.2
1						1											2.8
174		2	2	9	13	10	5	23	4	27	72	5	2				5.7
2			1			1											2.2
2				1	1												2.0
52		2	9	11	9	7	6			6	2						2.7
2			1	1													1.6

NOTE: Be sure to check for related offense codes when examining a particular type of crime. They may or may not be in sequential order or even on the same page.

# C1 2001 Total Prisoner Population by Minimum Term Distribution—All Offenses

Page Two of Twenty-two

C - 19

GRAND TOTALS*																		
VIOLATIONS																		
ATTEMPTS																		
Max. Penalty																		
257.6256	Operating - OUIL/Per Se 3rd (Felony)	5																
	ATTEMPTS																	
257.6256-A	Operating a Vehicle — Minor	MISD																
	ATTEMPTS																	
257.6256B	Operating - OUIL/Per Se/OWI - 2nd Offense	1																
	ATTEMPTS																	
257.6256D	Operating - OUIL/Per Se/OWI - 3rd Offense	5																
	ATTEMPTS																	
257.6257A2	Operating OUIL/Occupant < 16, 2nd Offense	5																
	ATTEMPTS																	
257.903	Motor Vehicle Code, False Certification	5																
	ATTEMPTS																	
257.9041B	Operate - Allow Suspend, Revoked to Operate	MISD																
	ATTEMPTS																	
257.9041C	Operate - Allow Suspend/Revoke to Operate - 2nd Offense	1																
	ATTEMPTS																	
257.9044	Operate - License Suspend/Revoked Cause Death	15																
	ATTEMPTS																	
257.9045	Operate - License Susp/Rev Cause Serious Injury	5																
	ATTEMPTS																	
324.51510	Fires - Willfully Set Forests	10																
	ATTEMPTS																	
324.801765	Marine Safety, OUIL Cause Serious Injury	5																
	ATTEMPTS																	
324.811347	ORV - OUIL Causing Death	15																
	ATTEMPTS																	
333.17766A3	Controlled Sub, Steroids - Delivery	7																
	ATTEMPTS																	
333.5210	AIDS - Sexual Penetration with Uninformed Partner	4																
	ATTEMPTS																	
333.73413	Controlled Sub, Imitation Mfg. or Distribution	2																
	ATTEMPTS																	
333.7401	Contr. Sub, Mfg, Del, Poss	LIFE																
	ATTEMPTS																	
333.7401C2A	Controlled Sub - Operate/Maintain A Lab	10																
	ATTEMPTS																	
333.7401C2D	Controlled Sub - Manufac Church/School	Near 20																
	ATTEMPTS																	

TOTAL	0.5	1	1.5	2	2.5	3	3.5	4	4.5	5	10	15	20	25	>25	LIFE	AVG
48,549	540	3,130	3,637	6,105	2,205	4,124	1,153	2,412	391	3,532	8,733	3,136	2,345	1,231	1,453	4,422	7.2
47,128	461	2,882	3,393	5,741	2,079	3,981	1,075	2,401	390	3,511	8,693	3,122	2,328	1,224	1,450	4,397	7.3
1,421	79	248	244	364	126	143	78	11	1	21	40	14	17	7	3	25	2.5
7		1	1	2			1	2									2.5
1		1															1.0
3			1	2													1.8
1,178	4	84	224	385	145	155	94	35	5	31	16						2.2
2				1		1											2.4
5		1	4														1.4
8		1		4	1	1	1										2.1
1				1													2.0
1				1													2.0
9				1	1		1				4	1	1				7.6
1							1										3.0
1				1													2.0
1							1										3.3
1											1						7.2
1								1									4.0
6					1	2		1		1	1						4.4
1		1															1.0
19	2	6	6	3	1	1											1.3
9					1			1		1		2			1	3	11.0
2				1			1										2.6
1											1						8.0

NOTE: Be sure to check for related offense codes when examining a particular type of crime. They may or may not be in sequential order or even on the same page.

# C1 2001 Total Prisoner Population by Minimum Term Distribution—All Offenses

Page Three of Twenty-two

C - 20

GRAND TOTALS*		VIOLATIONS		ATTEMPTS		Max. Penalty	
333.74011	Controlled Sub, Mfg, Del, Poss	LIFE	ATTEMPTS				
333.74012A	Controlled Sub, Mfg, Del, Poss (Narcotic or Cocaine)	LIFE	ATTEMPTS				
333.74012A1	Controlled Sub, Mfg, Del, Poss - 650 or More Grams	LIFE	ATTEMPTS				
333.74012A2	Controlled Sub, Mfg, Del, Poss 225-649g	30	ATTEMPTS				
333.74012A3	Controlled Sub, Mfg, Del, Poss 50-224g	20	ATTEMPTS				
333.74012A4	Controlled Sub, Mfg, Del, Poss <50 Grams	20	ATTEMPTS				
333.74012B	Contr. Sub, Mfg, Del, Poss, Methamphetamine	Sch 1-3, 20	ATTEMPTS				
333.74012B-A	Contr. Sub, Mfg, Del, Poss (Sch 1,2,3 ex Marij & Cocaine)	7	ATTEMPTS				
333.74012BB	Contr. Sub, Mfg, Del, Poss (Subs add Sch 1,2,3 by Rule)	7	ATTEMPTS				
333.74012C	Contr. Sub, Mfg, Del, Poss, (Sch 4, or 4 Added by Rule)	4	ATTEMPTS				
333.74012C-A	Controlled Sub, Mfg, Del, Poss, (Sch 4)	4	ATTEMPTS				
333.74012D	Controlled Sub, Mfg, Del, Poss (Sch 5)	2	ATTEMPTS				
333.74012D1	Controlled Sub, Mfg, Del, Poss, 45 Kg+ Marijuana	15	ATTEMPTS				
333.74012D2	Controlled Sub, Mfg, Del, Poss Marijuana 5 - <45 Kg	7	ATTEMPTS				
333.74012D3	Controlled Sub, Mfg, Del, Poss, Marijuana <5 Kg	4	ATTEMPTS				
333.74012F	Prescription Forms Mfg, Del, Poss	7	ATTEMPTS				
333.74022B	Contr. Sub. - Mfg, Del, Poss Counterfeit (Sch. 1, 2, 3)	5	ATTEMPTS				
333.74022D	Contr. Sub. - Mfg, Del, Poss Counterfeit (Sch 5)	2	ATTEMPTS				
333.74022E	Contr. Sub. - Mfg, Del, Poss Analogue	15	ATTEMPTS				

TOTAL	0.5	1	1.5	2	2.5	3	3.5	4	4.5	5	10	15	20	25	>25	LIFE	AVG
48,549	540	3,130	3,637	6,105	2,205	4,124	1,153	2,412	391	3,532	8,733	3,136	2,345	1,231	1,453	4,422	7.2
47,128	461	2,882	3,393	5,741	2,079	3,981	1,075	2,401	390	3,511	8,693	3,122	2,328	1,224	1,450	4,397	7.3
1,421	79	248	244	364	126	143	78	11	1	21	40	14	17	7	3	25	2.5
1													1				20.0
20	1	1		2	2	1				1	1		1			10	4.8
164											3	4	10	2	2	143	19.0
3												1	1	1	1	1	30.0
235				1		7		1		12	54	51	101	3	4	1	14.8
690		3	6	5	5	23	4	26	1	84	478	48	3	1	1	2	8.2
3											3						9.0
2,761	17	659	355	597	147	315	45	140	13	228	211	23	6	3		2	2.7
158	10	50	24	37	10	16	3			2	5	1					1.9
17		1	1	1	1	6	1	2		3			1				4.1
18		1	5	7	2	2					1						2.1
1				1													2.0
5		1		1		2					1						2.8
9			1		2	4					2						4.0
17		2		3	2			4	1	1	4						4.0
10				1	1	2	1			3	2						4.2
26		1	8	3	4	4		4		2							2.4
208	12	31	60	60	19	13		7		1	5						1.8
8	1	3	4														1.0
1											1						7.0
1				1													2.0
1		1															1.0
1										1							5.0

NOTE: Be sure to check for related offense codes when examining a particular type of crime. They may or may not be in sequential order or even on the same page.

# C1 2001 Total Prisoner Population by Minimum Term Distribution—All Offenses

Page Four of Twenty-two

C - 21

GRAND TOTALS*		
VIOLATIONS		
ATTEMPTS		
Max. Penalty		
333.7403	Controlled Sub - Possession	LIFE ATTEMPTS
333.74032A	Controlled Sub, Possession Narc. or Cocaine	LIFE ATTEMPTS
333.74032A1	Controlled Sub - Poss 650g+ Narc. or Cocaine	LIFE ATTEMPTS
333.74032A2	Controlled Sub - Poss 225-649g Narc. or Cocaine	30 ATTEMPTS
333.74032A3	Controlled Sub - Poss 50-224g Narc. or Cocaine	20 ATTEMPTS
333.74032A4	Controlled Sub - Poss 25-49g Narc. or Cocaine	4 ATTEMPTS
333.74032A5	Controlled Sub - Poss Less 25g Narc. or Cocaine	4 ATTEMPTS
333.74032B	Controlled Sub - Poss Analogues, Sch 1-4 or Methamphet.	10 ATTEMPTS
333.74032B-A	Controlled Sub - Possession/ Analogues	2 ATTEMPTS
333.74032B1	Controlled Sub - Possession Methamphetamine	10 ATTEMPTS
333.74032D	Controlled Sub - Poss Marijuana	1 ATTEMPTS
333.74042A	Contr. Sub Use (Narcotic, Cocaine, Methamphetamine)	1 ATTEMPTS
333.7405D	Contr. Sub - Maintain or Keep Drug House	2 ATTEMPTS
333.7407A-A	Controlled Sub - Induce Person to Commit Felony	LIFE ATTEMPTS
333.7407A1-A	Controlled Sub - Attempted Felony	LIFE ATTEMPTS
333.74071C	Controlled Sub - Obtain by Fraud	4 ATTEMPTS
333.74071CA	Controlled Sub - Obtain by Fraud (Attempt)	4 ATTEMPTS
333.74071G	Controlled Sub - Counterfeit Prescription Form	4 ATTEMPTS
333.7410	Contr. Sub - Delivery to Minor/Poss on School Property	60 ATTEMPTS

TOTAL	0.5	1	1.5	2	2.5	3	3.5	4	4.5	5	10	15	20	25	>25	LIFE	AVG
48,549	540	3,130	3,637	6,105	2,205	4,124	1,153	2,412	391	3,532	8,733	3,136	2,345	1,231	1,453	4,422	7.2
47,128	461	2,882	3,393	5,741	2,079	3,981	1,075	2,401	390	3,511	8,693	3,122	2,328	1,224	1,450	4,397	7.3
1,421	79	248	244	364	126	143	78	11	1	21	40	14	17	7	3	25	2.5
2			1								1						5.6
4					1						2		1				10.1
40											1		1			38	15.0
43				1		1		2		3	12	9	12	1	2		13.8
118				3				3	1	11	84	13	2			1	9.2
1											1						10.0
28	3	9	5	5		2	1	2			1						1.7
2	1		1														1.0
739	68	181	154	174	56	67	5	17	1	7	8		1				1.7
25	9	8	3	3		1		1									1.1
4		1	2			1											1.6
11	1	3	4	2							1						1.8
3				1	2												2.3
26	7	4	11	2		1					1						1.4
1			1														1.2
8	1	1	4	1						1							1.7
4			1	1		2											2.3
1		1															1.0
2		1	1														1.1
1				1													2.0
18	1	2	4	6	3			2									1.9
2			2														1.3
1			1														1.3
1			1														1.5
1											1						10.0

NOTE: Be sure to check for related offense codes when examining a particular type of crime. They may or may not be in sequential order or even on the same page.

# C1 2001 Total Prisoner Population by Minimum Term Distribution—All Offenses

Page Five of Twenty-two

C - 22

GRAND TOTALS*																						
VIOLATIONS																						
ATTEMPTS																						
Max. Penalty																						
333.74101-B	Contr. Sub - Delivery to Minor (Sch 14 1-3 ex Marij/Cocaine)	ATTEMPTS						1										3.0				
333.74101-D	Contr. Sub - Delivery to Minor (Sch. 4 & Marijuana)	ATTEMPTS	8					2			1	1						4.0				
333.74102-A	Contr. Sub - Del on School Prop (Narc. or Cocaine) <50g	ATTEMPTS	60			1		2										2.6				
333.74103	Contr. Sub - Poss w/Int on School Prop (Narc/Cocaine) <50g	ATTEMPTS	40			1												2.0				
333.74132	Controlled Sub - Second Offense - Double Penalty	LIFE ATTEMPTS		1	4	1						1						2.6				
333.7416	Contr. Sub - Induce Minor to Commit Felony	LIFE ATTEMPTS										1						10.0				
335.3411A	Violation Drug Law (obsolete)	LIFE ATTEMPTS											1					13.0				
400.601-B	Welfare Fraud - Over \$500	ATTEMPTS	4	1														1.0				
400.602-B	Welfare Fraud - Fail to Inform \$500 or More	ATTEMPTS	4	3			1											0.7				
432.2182	Gambling Activity-Felony Violations	ATTEMPTS	10		1							1						4.0				
500.45111	Insurance - Fraudulent Acts	ATTEMPTS	4	1		2		1										1.5				
500.45112	Insurance Fraud - Conspiracies	ATTEMPTS	10	1		1												0.1				
570.152	Contractor - Fraudulent Use of Building Contract Fund	ATTEMPTS	3			1	1			1								0.9				
722.675	Distributing Obscene Matter to Minor	ATTEMPTS	2									1						2.4				
750.10A	Sexually Delinquent	LIFE ATTEMPTS			1		1	1	4			1	2					5.0				
750.110	Breaking & Entering	ATTEMPTS	10	1,810	21	83	191	303	136	301	84	147	17	172	255	51	29	7	8	5	4.2	
750.110-A	Break & Enter - Unoccup. Bldg. w/Intent	ATTEMPTS	10	107	4	16	14	28	10	18	8	2		4	2	1					2.3	
750.110-B	Break & Enter Occup Bldg. w/Intent	ATTEMPTS	15	102	1	7	6	21	5	23	5	5	2	9	13	4	1				3.9	
750.110A2	Home Invasion - 1st Degree	ATTEMPTS	20	136	2	2	6	10	4	14	1	15		16	50	14	1		1		1.8	
				1		1															6.4	
				47	2	19	30	76	41	108	17	66	27	146	275	53	20	3		1		1.5
					11	8	19	4	2	1	1	1	1	1	1							5.6
																						1.9

TOTAL	0.5	1	1.5	2	2.5	3	3.5	4	4.5	5	10	15	20	25	>25	LIFE	AVG
48,549	540	3,130	3,637	6,105	2,205	4,124	1,153	2,412	391	3,532	8,733	3,136	2,345	1,231	1,453	4,422	7.2
47,128	461	2,882	3,393	5,741	2,079	3,981	1,075	2,401	390	3,511	8,693	3,122	2,328	1,224	1,450	4,397	7.3
1,421	79	248	244	364	126	143	78	11	1	21	40	14	17	7	3	25	2.5

NOTE: Be sure to check for related offense codes when examining a particular type of crime. They may or may not be in sequential order or even on the same page.



# C1 2001 Total Prisoner Population by Minimum Term Distribution—All Offenses

Page Six of Twenty-two

C - 23

GRAND TOTALS*		
VIOLATIONS		
ATTEMPTS		
Max. Penalty		
750.110A3	Home Invasion - 2nd Degree	15
ATTEMPTS		
750.110A4	Home Invasion - 3rd Degree	5
ATTEMPTS		
750.111	Entering w/o Breaking	5
ATTEMPTS		
750.115	Illegal Entry (w/o Owners Permission)	MISD
ATTEMPTS		
750.116	Possession of Burglars Tools	10
ATTEMPTS		
750.117	Bribery of Public Officer	4
ATTEMPTS		
750.1227A	Witness - Bribe/Intimidate/Interfere	4
ATTEMPTS		
750.131	Check - Non-Sufficient Funds	2
ATTEMPTS		
750.131A	Checks w/o Account or w/o Suff Funds	2
ATTEMPTS		
750.131A1	Check - No Account	2
ATTEMPTS		
750.131A2	Check - 3 Non-Sufficient Funds Within 10 Days	2
ATTEMPTS		
750.1313C	Check - Non-Sufficient Funds - \$500 or More	2
ATTEMPTS		
750.135	Child Abuse - Abandonment	10
ATTEMPTS		
750.136	Cruelty to Children	4
ATTEMPTS		
750.136A	Child Abuse, Torture	10
ATTEMPTS		
750.136B	Child Abuse	15
ATTEMPTS		
750.136B2	Child Abuse, 1st Degree	15
ATTEMPTS		
750.136B3	Child Abuse, 2nd Degree	4
ATTEMPTS		
750.136B4	Child Abuse, 3rd Degree	2
ATTEMPTS		

TOTAL	0.5	1	1.5	2	2.5	3	3.5	4	4.5	5	10	15	20	25	>25	LIFE	AVG
48,549	540	3,130	3,637	6,105	2,205	4,124	1,153	2,412	391	3,532	8,733	3,136	2,345	1,231	1,453	4,422	7.2
47,128	461	2,882	3,393	5,741	2,079	3,981	1,075	2,401	390	3,511	8,693	3,122	2,328	1,224	1,450	4,397	7.3
1,421	79	248	244	364	126	143	78	11	1	21	40	14	17	7	3	25	2.5
1,233	4	33	91	197	127	224	60	121	23	132	204	12	3		1	1	3.8
68		4	9	23	7	18	5			1	1						2.3
44		7	17	12	4	2		1									1.8
1			1														1.1
81	1	19	10	17	12	10	4	1		2	5						2.4
3		2		1													1.2
2						1				1							4.0
34		2	1	8	4	4	3	2		4	3	1	1			1	4.0
1		1															1.0
1			1														1.2
1	1																0.5
7			4			2	1										2.1
21		5	10	4		1				1							1.5
12		5	5	1		1											1.3
6		2	1	1		2											1.8
1										1							5.0
3		1								1	1						5.0
1															1		30.0
7								2		2	2	1					7.1
1						1											3.0
90		3	2	10	4	9	4	5		14	32	4	2		1		6.0
6				2	2		2										2.6
24	1		6	7	4	1		2		1	2						2.6
14	1	2	7	1		3											1.5

NOTE: Be sure to check for related offense codes when examining a particular type of crime. They may or may not be in sequential order or even on the same page.

# C1 2001 Total Prisoner Population by Minimum Term Distribution—All Offenses

Page Seven of Twenty-two

C - 24

GRAND TOTALS*			0.5	1	1.5	2	2.5	3	3.5	4	4.5	5	10	15	20	25	>25	LIFE	AVG	
VIOLATIONS			48,549	540	3,130	3,637	6,105	2,205	4,124	1,153	2,412	391	3,532	8,733	3,136	2,345	1,231	1,453	4,422	7.2
ATTEMPTS			47,128	461	2,882	3,393	5,741	2,079	3,981	1,075	2,401	390	3,511	8,693	3,122	2,328	1,224	1,450	4,397	7.3
Max. Penalty			1,421	79	248	244	364	126	143	78	11	1	21	40	14	17	7	3	25	2.5
750.145a	Children - Accosting for Immoral Purposes	1 ATTEMPTS	1	1																1.0
750.145B	Accost, Solic Child-Immoral Purposes 2nd Offense	4 ATTEMPTS	1							1										4.0
750.145C	Child Abusive Commercial Activity	20 ATTEMPTS	6					1				1	4							6.6
750.145C2	Child Sexually Abusive Activity	20 ATTEMPTS	45	1	1	3	5	2	3	1	2	1	6	13	8					6.2
750.145C3	Child Sex Abuse Activity - Distribute or Promote	7 ATTEMPTS	1			1		1		1			2							3.3
750.145D2	Computers-Commit Proscribed Conduct	20 ATTEMPTS	1						1											3.0
750.145D2B	Computers-Commit Crime w/Term betw 1 - 2 Years	2 ATTEMPTS	1						1											2.7
750.145D2E	Computers-Commit Crime w/Term betw 10 - 15 Years	15 ATTEMPTS	1			1														2.0
750.145N1	Abuse Vulnerable Adult - 1st Degree	15 ATTEMPTS	1						1											3.0
750.147B	Ethnic Intimidation	2 ATTEMPTS	2			2														1.3
750.157A	Conspiracy	5 ATTEMPTS	5		1										1			1	2	21.8
750.157B	Solicit to Murder, Other Felony	LIFE ATTEMPTS	10										2	2				3	3	22.1
750.157B2	Solicit to Murder	LIFE ATTEMPTS	7				1	1	1		1		1	1				1		7.8
750.157B3	Solicit to Commit Felony	5 ATTEMPTS	2			1			1											2.2
750.157C	Solicit, Minor to Commit Felony	LIFE ATTEMPTS	1																1	2.5
750.157N	Financial Transaction Device, Steal/ Retain/Poss	4 ATTEMPTS	4	1	1			2												1.6
750.157N1	Financial Transaction Device - Steal/ Retain w/o Consent	4 ATTEMPTS	50	1	12	13	11	5	3		3		2							1.9
750.157N2	Financial Transaction Device - Poss Fraudulent One	4 ATTEMPTS	3			3							1	1						1.2
750.157P	Financial Transaction Device - Poss w/Intent to Use/Sell	4 ATTEMPTS	9		1	4	2						1	1						2.3
			9			2	3	1	2				1							2.4
			3	1	1	1														0.8

TOTAL	0.5	1	1.5	2	2.5	3	3.5	4	4.5	5	10	15	20	25	>25	LIFE	AVG			
48,549	540	3,130	3,637	6,105	2,205	4,124	1,153	2,412	391	3,532	8,733	3,136	2,345	1,231	1,453	4,422	7.2			
47,128	461	2,882	3,393	5,741	2,079	3,981	1,075	2,401	390	3,511	8,693	3,122	2,328	1,224	1,450	4,397	7.3			
1,421	79	248	244	364	126	143	78	11	1	21	40	14	17	7	3	25	2.5			
1		1																		1.0
1								1												4.0
6						1				1	4									6.6
45	1	1	3	5	2	3	1	2	1	6	13	8								6.2
1				1																1.9
5			1		1						2									3.3
1								1												3.0
1									1											2.7
1				1																2.0
1								1												3.0
2				2																1.3
5		1											1				1	2		21.8
10												2	2				3	3		22.1
7					1	1	1		1		1	1					1			7.8
2				1				1												2.2
1																			1	2.5
4	1	1				2														1.6
50	1	12	13	11	5	3		3			2									1.9
3			3																	1.2
9		1	4	2							1	1								2.3
9			2	3	1	2						1								2.4
3	1	1	1																	0.8

NOTE: Be sure to check for related offense codes when examining a particular type of crime. They may or may not be in sequential order or even on the same page.

# C1 2001 Total Prisoner Population by Minimum Term Distribution—All Offenses

Page Eight of Twenty-two

C - 25

GRAND TOTALS*			
VIOLATIONS			
ATTEMPTS			
Max. Penalty			
750.157Q	Financial Transaction Device - Illegal Sale/Use	4 ATTEMPTS	
750.157R	Financial Transaction Device - Forge/Alter/Counterfeiting	4 ATTEMPTS	
750.157S	Financial Transaction Device - Use Revoked/Cancelled	1 ATTEMPTS	
750.157U	Financial Transaction Device - Overcharging	4 ATTEMPTS	
750.157V	Financial Transaction Device - False ID	4 ATTEMPTS	
750.157W	Financial Trans Device - Fraudulent Withdrawals/Transfers	10 ATTEMPTS	
750.157W1C1	Financial Trans Device-Fraud Betw \$1K & <\$20K	5 ATTEMPTS	
750.158	Sodomy	15 ATTEMPTS	
750.15911	Criminal Enterprise - Conducting	20 ATTEMPTS	
750.15912	Criminal Enterprise - Acquire/ Maintain	20 ATTEMPTS	
750.15914-A	Criminal Enterprise - Conspiracy	20 ATTEMPTS	
750.160	Dead Bodies - Disinterment & Mutilation	10 ATTEMPTS	
750.161	Desertion & Non-Support	3 ATTEMPTS	
750.165	Refusing to Support Spouse or Children	4 ATTEMPTS	
750.167	Disorderly Person	MISD ATTEMPTS	
750.174	Embezzle - Agt, Serv, Emp, Trustee	10 ATTEMPTS	
750.174-A	Embezzlement - Agent or Trustee Under \$100	MISD ATTEMPTS	
750.174-B	Embezzlement - Agent or Trustee Over \$100	10 ATTEMPTS	
750.1744A	Embezzlement - Agent or Trustee Betw \$1K and <\$20K	5 ATTEMPTS	

TOTAL	0.5	1	1.5	2	2.5	3	3.5	4	4.5	5	10	15	20	25	>25	LIFE	AVG
48,549	540	3,130	3,637	6,105	2,205	4,124	1,153	2,412	391	3,532	8,733	3,136	2,345	1,231	1,453	4,422	7.2
47,128	461	2,882	3,393	5,741	2,079	3,981	1,075	2,401	390	3,511	8,693	3,122	2,328	1,224	1,450	4,397	7.3
1,421	79	248	244	364	126	143	78	11	1	21	40	14	17	7	3	25	2.5
22		3	5	6	2	4		1		1							2.1
1		1															1.0
1			1														1.3
1			1														1.3
4		1	1			2											1.9
1						1											2.7
1				1													2.0
7			1	2						1	3						4.3
1				1													2.0
21		1		2		1	1	2		4	3	6	1				7.7
1						1											3.0
1							1										3.3
3						1				1		1					7.1
4		1	1	2													1.6
3		3															1.0
12			4	6		2											1.9
3			3														1.3
1	1																0.3
8		1		3		1		1		2							3.0
1			1														1.3
1			1														1.5
57		2	11	13	5	9	1	3	1	9	3						2.9
8		2	1	2	2	1											1.8
19		1	3	12		1	2										2.0
1				1													1.7

NOTE: Be sure to check for related offense codes when examining a particular type of crime. They may or may not be in sequential order or even on the same page.

# C1 2001 Total Prisoner Population by Minimum Term Distribution—All Offenses

Page Nine of Twenty-two

C - 26

GRAND TOTALS* VIOLATIONS ATTEMPTS			Max. Penalty
750.1744B	Embezzle - Agent or Trustee -Betw \$200 & <\$1K, 2nd Off	5 ATTEMPTS	
750.1745A	Embezzlement - Agent or Trustee \$20K or More	10 ATTEMPTS	
750.175	Embezzle - Public Officer, Agent, Servant Over \$50	10 ATTEMPTS	
750.181	Embezzlement - Jointly Held Property	10 ATTEMPTS	
750.183	Aid Escape of & Rescue Prisoner	7 ATTEMPTS	
750.186A	Escape from Juvenile Facility	4 ATTEMPTS	
750.193	Break, Escape or Attempt to Break, Escape Prison	5 ATTEMPTS	
750.1951	Escape from Misdemeanor Jail Sentence	2 ATTEMPTS	
750.1952	Escape - From Felony Jail Sentence	4 ATTEMPTS	
750.197	Break Esc Jail While Awaiting Trial	4 ATTEMPTS	
750.197A	Break, Escape Custody	1 ATTEMPTS	
750.197C	Assault Employee and/or Escape Jail Through Violence	4 ATTEMPTS	
750.197CA	Assault Prison Employee	4 ATTEMPTS	
750.1971	Escape Awaiting Trial For Misdemeanor	2 ATTEMPTS	
750.1972	Escape - Awaiting Trial for Felony	4 ATTEMPTS	
750.199A	Absconding or Forfeiting Bond	4 ATTEMPTS	
750.204A	Explosive, Sending w/Int to Frighten	5 ATTEMPTS	
750.206	Explosive, Place w/Int to Damage	25 ATTEMPTS	
750.207	Explosives, Placing w/Injury Death Resulting	LIFE ATTEMPTS	

TOTAL	0.5	1	1.5	2	2.5	3	3.5	4	4.5	5	10	15	20	25	>25	LIFE	AVG
48,549	540	3,130	3,637	6,105	2,205	4,124	1,153	2,412	391	3,532	8,733	3,136	2,345	1,231	1,453	4,422	7.2
47,128	461	2,882	3,393	5,741	2,079	3,981	1,075	2,401	390	3,511	8,693	3,122	2,328	1,224	1,450	4,397	7.3
1,421	79	248	244	364	126	143	78	11	1	21	40	14	17	7	3	25	2.5
1				1													2.0
12			1	3	3	3			2								2.7
1	1																0.5
1				1													2.0
1								1									4.0
2					1	1											2.7
14		2	5	5	1	1											1.7
2			2														1.4
191	14	64	20	50	8	12	7	3		3	6	2	2				2.1
7		3	1	2			1										1.6
3		1	2														1.1
29	1	7	10	7	2	1		1									1.6
3				1		2											2.5
2	1		1														1.0
140	7	30	13	41	10	19	2	7		5	6						2.2
18	2	10	4	2													1.0
2			2														1.3
3	1	2															0.8
21	1	5	3		2	4	1	2		2	1						2.5
33		3	5	10	4	6	1	2		1	1						2.5
2		1	1														1.1
1								1									4.0
1						1											3.0
4						1				1	1			1			10.1
4												2				2	15.0

NOTE: Be sure to check for related offense codes when examining a particular type of crime. They may or may not be in sequential order or even on the same page.

# C1 2001 Total Prisoner Population by Minimum Term Distribution—All Offenses

Page Ten of Twenty-two

C - 27

GRAND TOTALS*		VIOLATIONS		ATTEMPTS		Max. Penalty	
750.2072B	Explosives, Place Near Prop, Cause Property Damage	20	ATTEMPTS				
750.208	Explosive, Aiding/Abetting Placement	15	ATTEMPTS				
750.209-B	Explosives - Place Offensive Subs w/Int To Alarm	5	ATTEMPTS				
750.2102A	Explosives - Poss Bomb w/Unlawful Intent	15	ATTEMPTS				
750.211	Explosives - Manufacture With Unlawful Intent	5	ATTEMPTS				
750.211A	Explosives - Poss & Use	LIFE	ATTEMPTS				
750.211A2A	Explosives - Poss of Molotov Cocktail/Other Expl.	15	ATTEMPTS				
750.211A2B	Explosives - Poss Molotov Cocktail Causing Property Damage	20	ATTEMPTS				
750.213	Extortion	20	ATTEMPTS				
750.218	False Pretenses w/Int to Defraud	10	ATTEMPTS				
750.218A	False Pretenses - \$100 or Less, 4th	1	ATTEMPTS				
750.218-B	False Pretenses - Over \$100	10	ATTEMPTS				
750.2183A	False Pretenses - Betw \$200 & <\$1K	1	ATTEMPTS				
750.2184A	False Pretenses - \$1,000 or More, Less Than \$20,000	5	ATTEMPTS				
750.2185A	False Pretenses - \$20K or More	10	ATTEMPTS				
750.219A2C1	Telephone - Avoid Payment Betw \$1K & <\$20K	5	ATTEMPTS				
750.224	Weapons, Dangerous Weapon Sale/Poss	5	ATTEMPTS				
750.224A	Weapon, Taser, Poss or Sale	4	ATTEMPTS				
750.224B	Weapon, Short-Barrel Shotgun/Rifle	5	ATTEMPTS				

TOTAL	0.5	1	1.5	2	2.5	3	3.5	4	4.5	5	10	15	20	25	>25	LIFE	AVG
48,549	540	3,130	3,637	6,105	2,205	4,124	1,153	2,412	391	3,532	8,733	3,136	2,345	1,231	1,453	4,422	7.2
47,128	461	2,882	3,393	5,741	2,079	3,981	1,075	2,401	390	3,511	8,693	3,122	2,328	1,224	1,450	4,397	7.3
1,421	79	248	244	364	126	143	78	11	1	21	40	14	17	7	3	25	2.5
1			1														1.5
5				1						1	1		1		1		13.6
2							1	1									3.7
2								1			1						5.4
1				1													2.0
1	1	1															1.0
1																	0.5
6		1	1	1		1		1			1						3.5
1						1											3.0
56		1	2	3	3	10		4	1	5	16	7	3		1		7.4
3		2	1														1.0
10		1	1	1	1	1		2		1	1	1					4.4
1						1											3.0
1		1															1.0
85	2	2	4	9	5	16	5	12		13	16				1		4.3
9	1	2	1	3	1		1										1.7
1								1									3.8
22		1	4	7	2	4	3			1							2.3
2				2													1.7
8				5	1	1				1							2.5
2		2															0.9
2			1	1													1.7
1			1														1.5
1		1															0.9
26	2	8	4	3	2	4	1	1						1			2.6
3				3													1.7

NOTE: Be sure to check for related offense codes when examining a particular type of crime. They may or may not be in sequential order or even on the same page.

# C1 2001 Total Prisoner Population by Minimum Term Distribution—All Offenses

Page Eleven of Twenty-two

C - 28

GRAND TOTALS*		
VIOLATIONS		
ATTEMPTS		
Max. Penalty		
750.224D2	Weapon, Chemical Type	2
ATTEMPTS		
750.224F	Weapon-Firearm, Poss by Felon	5
ATTEMPTS		
750.2241-A	Weapon, Dangerous Weapon - Misc	5
ATTEMPTS		
750.226	Carry Weapon W/Unlawful Intent	5
ATTEMPTS		
750.227	Carrying Concealed Weapons	5
ATTEMPTS		
750.227A	Weapons - Firearms - Unlawful Poss By Sec. Guard	4
ATTEMPTS		
750.227B	Felony Firearm	10
ATTEMPTS		
750.227B-A	Weapons - Felony Firearm	2
ATTEMPTS		
750.227B-B	Weapons - Felony Firearm - 2nd Offense	5
ATTEMPTS		
750.227C	Poss of Loaded Firearm in Vehicle	2
ATTEMPTS		
750.227D	Poss of Firearm in Motor Vehicle MISD	2
ATTEMPTS		
750.230	Weapons - Firearms, Altering ID Marks	2
ATTEMPTS		
750.234A	Firearm, Discharge from a Vehicle	4
ATTEMPTS		
750.234B	Firearm, Discharge In/At Dwelling	4
ATTEMPTS		
750.248	Forgery of Records, Other Instruments	14
ATTEMPTS		
750.248A	Financial Transaction Device - Utter & Publish	4
ATTEMPTS		
750.249	Uttering & Publishing	14
ATTEMPTS		
750.250	Forgery of State Warrant	7
ATTEMPTS		
750.251	Forgery of Bank Bills/Promisory Notes	7
ATTEMPTS		

TOTAL	0.5	1	1.5	2	2.5	3	3.5	4	4.5	5	10	15	20	25	>25	LIFE	AVG
48,549	540	3,130	3,637	6,105	2,205	4,124	1,153	2,412	391	3,532	8,733	3,136	2,345	1,231	1,453	4,422	7.2
47,128	461	2,882	3,393	5,741	2,079	3,981	1,075	2,401	390	3,511	8,693	3,122	2,328	1,224	1,450	4,397	7.3
1,421	79	248	244	364	126	143	78	11	1	21	40	14	17	7	3	25	2.5
2		1	1														1.2
222	21	35	30	58	20	20	6	7	1	10	9	3		1	1		2.6
3			2	1													1.6
2		1	1														1.1
25		3	6	5	1	2	4				2	1				1	3.0
1				1													2.0
397	15	78	78	113	30	37	19	5	3	11	2	2	2	1		1	2.1
31	4	8	9	9	1												1.2
1						1											3.0
203				190													2.1
5				5							13						2.0
161				161													2.0
1											1						5.0
2				1												1	2.0
1	1																0.3
1		1															1.0
4		1		1	1			1									2.3
24	1	7	6	4	1	3		2									1.7
1		1															1.0
105		8	18	26	4	14	2	7		8	17	1					3.3
6	1	1		4													1.5
3		1	1		1												1.6
1				1													1.7
697	7	57	118	159	56	84	17	62	6	61	65	4	1				3.0
76	5	12	15	20	7	12	4			1							1.8
1				1													2.0
3			1					2									3.1

NOTE: Be sure to check for related offense codes when examining a particular type of crime. They may or may not be in sequential order or even on the same page.

# C1 2001 Total Prisoner Population by Minimum Term Distribution—All Offenses

Page Twelve of Twenty-two

C - 29

GRAND TOTALS*		0.5	1	1.5	2	2.5	3	3.5	4	4.5	5	10	15	20	25	>25	LIFE	AVG	
VIOLATIONS		48,549	540	3,130	3,637	6,105	2,205	4,124	1,153	2,412	391	3,532	8,733	3,136	2,345	1,231	1,453	4,422	7.2
ATTEMPTS		47,128	461	2,882	3,393	5,741	2,079	3,981	1,075	2,401	390	3,511	8,693	3,122	2,328	1,224	1,450	4,397	7.3
Max. Penalty		1,421	79	248	244	364	126	143	78	11	1	21	40	14	17	7	3	25	2.5
750.253	Uttering & Publishing Counterfeit Bills or Notes	5			1	1													2.2
750.254	Forged Bills, Notes, Possession w/Int to Utter & Publish	5	1	1															1.1
750.255	Counterfeiting - Possession of Tools	10					1												3.0
750.259	Counterfeiting - Affix Fictitious Signature	14 mo		1															1.5
750.261	Counterfeiting - Coins/Poss of Less than 5	10			1				1										3.0
750.280	Gross Frauds & Cheats at Common Law	10		3	1														1.2
750.285	Obtain Personal Identity Info w/o Permission	5		1															1.1
750.316	First Degree Murder	LIFE											2		2	3	1,906	30.7	
750.316-A	Murder - 1st Degree - Premeditated	LIFE					1	1	1	1	2	1	2			1	402	12.5	
750.316-B	Murder - Felony	LIFE												1			275	3.0	
750.316-C	Murder - Open - Statutory Short Form	LIFE									1	1		3	3	6	108	20.0	
750.317	Second Degree Murder	LIFE		1	1		3	2	9		18	348	629	709	564	580	719	21.9	
750.321	Manslaughter	15		4	6	2	10	4	33	3	41	166	16	11		3		8.0	
750.321-A	Manslaughter - Statutory Short Form	15			3	10	6	16	5	21	2	34	107	6	5		3	2.5	
750.321-C	Manslaughter - Involuntary	15		2	2	10	3	6	5	10	2	27	77	10	2			6.6	
750.321-E	Manslaughter with Motor Vehicle	15			1	2	1	4	2	3	3	12	33	3	2			6.6	
750.322	Homicide - Killing of Unborn Child	15													1			6.8	
750.324	Negligent Homicide	2			6	1		2		1			1					3.7	
750.329	Death, Firearm without Malice	15							1	1		5	9					20.0	
	ATTEMPTS																	2.3	
		16							1	1		5	9					6.7	

TOTAL	0.5	1	1.5	2	2.5	3	3.5	4	4.5	5	10	15	20	25	>25	LIFE	AVG	
48,549	540	3,130	3,637	6,105	2,205	4,124	1,153	2,412	391	3,532	8,733	3,136	2,345	1,231	1,453	4,422	7.2	
47,128	461	2,882	3,393	5,741	2,079	3,981	1,075	2,401	390	3,511	8,693	3,122	2,328	1,224	1,450	4,397	7.3	
1,421	79	248	244	364	126	143	78	11	1	21	40	14	17	7	3	25	2.5	
2				1	1													2.2
2		1	1															1.1
1						1												3.0
1			1															1.5
2				1				1										3.0
1			1															1.2
4		3		1														1.2
1			1															1.1
1,913												2		2	3	1,906	30.7	
12																12		
411						1		1		1	2	1	2		1	402	12.5	
2						1										1	3.0	
276																275	20.0	
122																		
3,583			1	1		3	2	9		18	348	629	709	564	580	719	21.9	
15											1		6	1		7	17.9	
299		4		6	2	10	4	33	3	41	166	16	11		3		8.0	
2				1		1											2.5	
218			3	10	6	16	5	21	2	34	107	6	5		3		6.9	
156		2	2	10	3	6	5	10	2	27	77	10	2				6.6	
2								1			1						6.6	
66			1	2	1	4	2	3	3	12	33	3	2				6.8	
2					1					1							3.7	
1														1			20.0	
11			6	1		2		1				1					2.3	
16									1	1		5	9				6.7	

NOTE: Be sure to check for related offense codes when examining a particular type of crime. They may or may not be in sequential order or even on the same page.

# C1 2001 Total Prisoner Population by Minimum Term Distribution—All Offenses

Page Thirteen of Twenty-two

C - 30

GRAND TOTALS*		VIOLATIONS		ATTEMPTS		Max. Penalty	
750.335A	Indecent Exposure (Sexually Delinquent Person)	LIFE	ATTEMPTS				
750.338	Gross Indecency Between Males - Commit/Procure	5	ATTEMPTS				
750.338A	Gross Indecency Between Females - Commit/Procure	5	ATTEMPTS				
750.338B	Gross Indecency Male and Female - Commit/Procure	5	ATTEMPTS				
750.349	Kidnapping	LIFE	ATTEMPTS				
750.349A	Prisoner Taking a Hostage	LIFE	ATTEMPTS				
750.349[S]	Kidnapping - Solicitation	LIFE	ATTEMPTS				
750.350	Kidnapping - Child Enticement	LIFE	ATTEMPTS				
750.350A1	Kidnapping - Custodial Interference	13 mo.	ATTEMPTS				
750.356	Larceny	10	ATTEMPTS				
750.356-A	Larceny - Over \$100	5	ATTEMPTS				
750.356A	Larceny, Motor Vehicle	10	ATTEMPTS				
750.356A-A	Larceny - From a Motor Vehicle	5	ATTEMPTS				
750.356A-B	Breaking and Entering - A Vehicle Steal Prop. Over \$5	5	ATTEMPTS				
750.356A-C	Breaking and Entering - A Vehicle (with Damage)	5	ATTEMPTS				
750.356A1	Larceny - From a Motor Vehicle	5	ATTEMPTS				
750.356A2A	Breaking and Entering - A Vehicle Steal Prop. <\$200	MISD	ATTEMPTS				
750.356A2C	Breaking and Entering - A Vehicle Steal Property	5	ATTEMPTS				
750.356A2C1	Breaking and Entering - A Vehicle Steal Prop. \$1K - <\$20K	5	ATTEMPTS				

TOTAL	0.5	1	1.5	2	2.5	3	3.5	4	4.5	5	10	15	20	25	>25	LIFE	AVG
48,549	540	3,130	3,637	6,105	2,205	4,124	1,153	2,412	391	3,532	8,733	3,136	2,345	1,231	1,453	4,422	7.2
47,128	461	2,882	3,393	5,741	2,079	3,981	1,075	2,401	390	3,511	8,693	3,122	2,328	1,224	1,450	4,397	7.3
1,421	79	248	244	364	126	143	78	11	1	21	40	14	17	7	3	25	2.5
23		4	2	7	1	3		1		1	4						3.0
2				2													2.0
7	1	2		2			1				1						2.3
2				1			1										2.6
15		1	1	5	5	2	1										2.2
300		1	1	3	1	2	2	2	2	8	68	60	40	16	33	61	16.9
10				4	4	1					1						2.7
9											3	2	1		1	2	19.1
1										1							5.0
18				1			1	1		2	6		2	1	3	1	15.1
1							1										3.3
1		1															1.0
37		7	3	12	2	5				2	4	1		1			3.6
6	2	4															0.8
82	1	19	12	19	8	11	7	2		1	1	1					2.2
2	1			1													1.1
38	1	7	5	6	5	5	2		1	2	2	1			1		3.5
4	2	2															0.7
15			5	6	1	2	1										2.0
1			1														1.2
100	3	14	17	28	9	13	6	3	0	4	3	0	0	0	0	0	2.2
8		2	1	2	2	1											1.8
32	0	5	8	6	5	3	2	1	0	2	0	0	0	0	0	0	2.2
34	1	9	11	11	1						1						1.6
4	1		3														1.0
1				1													1.9
1				1													1.8
8			3	4		1											1.8
1	1																0.4

NOTE: Be sure to check for related offense codes when examining a particular type of crime. They may or may not be in sequential order or even on the same page.



# C1 2001 Total Prisoner Population by Minimum Term Distribution—All Offenses

Page Fourteen of Twenty-two

C - 31

GRAND TOTALS*			
VIOLATIONS			
ATTEMPTS			
Max. Penalty			
750.356A3	Breaking and Entering - A Vehicle (with Damage) ATTEMPTS	5	
750.356B	B & E Coin Operated Telephone ATTEMPTS	4	
750.356C	Retail Fraud - 1st Degree ATTEMPTS	5	
750.356D	Retail Fraud - 2nd Degree ATTEMPTS	1	
750.3562A	Larceny - \$20,000 or More ATTEMPTS	10	
750.3563A	Larceny - \$1,000 Or More But Less Than \$20,000 ATTEMPTS	5	
750.3563B	Larceny - \$200 Or More But Less Than \$1,000 - 2nd Offense ATTEMPTS	5	
750.3564A	Larceny - \$200 Or More But Less Than \$1000 ATTEMPTS	1	
750.357	Larceny from Person ATTEMPTS	10	
750.357B	Firearms, Stealing of Another ATTEMPTS	5	
750.360	Larceny in Building ATTEMPTS	4	
750.362	Larceny By Conversion ATTEMPTS	10	
750.362-A	Larceny - By Conversion Over \$100 ATTEMPTS	5	
750.362A	Fail to Return Rented Property ATTEMPTS	10	
750.362AA	Failure to Return Rented Property Over \$100 ATTEMPTS	2	
750.362A3A	Failure to Return Rented Property Betw \$1K & <\$20K ATTEMPTS	5	
750.3622A	Larceny by Conversion \$20K+ ATTEMPTS	10	
750.3623A	Larceny - By Conversion Betw \$1K and <\$20K ATTEMPTS	5	
750.363	Larceny by False Personation ATTEMPTS	10	

TOTAL	0.5	1	1.5	2	2.5	3	3.5	4	4.5	5	10	15	20	25	>25	LIFE	AVG
48,549	540	3,130	3,637	6,105	2,205	4,124	1,153	2,412	391	3,532	8,733	3,136	2,345	1,231	1,453	4,422	7.2
47,128	461	2,882	3,393	5,741	2,079	3,981	1,075	2,401	390	3,511	8,693	3,122	2,328	1,224	1,450	4,397	7.3
1,421	79	248	244	364	126	143	78	11	1	21	40	14	17	7	3	25	2.5
48	5	15	13	6	2	3	3	1									1.5
2	1	1															0.7
1		1															0.6
1		1															1.0
484	24	128	128	105	29	45	5	5		3	12						1.7
6		3	1	2													1.3
3		1	1		1												1.6
6		1		1	2	1				1							2.6
1					1												2.5
31	1	3	9	9	1	5		3									2.0
5		2		2	1												1.5
4			1		2	1											2.3
1				1													2.0
444	2	29	44	104	39	89	10	39	4	39	40	4	1				3.1
21	1	3	3	3	4	5	1	1									2.1
13		1	2	3	1	3	1			2							2.5
285	10	46	85	65	30	32		7		4	6						1.9
27	3	9	15														1.1
7		2	1	1		1	1							1			5.2
2	1	1															0.7
28		4	7	10	3	2	1			1							1.9
2		1	1														1.5
6		1	1			2					1	1					5.5
1		1															1.0
1						1											3.0
3				1	1	1											2.3
14		2	3	5	1	2	1										1.9
2				1	1												2.2

NOTE: Be sure to check for related offense codes when examining a particular type of crime. They may or may not be in sequential order or even on the same page.

# C1 2001 Total Prisoner Population by Minimum Term Distribution—All Offenses

Page Fifteen of Twenty-two

C - 32

GRAND TOTALS*																		
VIOLATIONS																		
ATTEMPTS																		
Max. Penalty																		
750.377A	Malicious Destruction of Personal Property	10																
	ATTEMPTS																	
750.377AA	Malicious Destruction of Personal Property Over \$100	4																
	ATTEMPTS																	
750.377AB	Malicious Destruction of Pers Property Under \$100	MISD																
	ATTEMPTS																	
750.377A1A1	Malicious Destruction of Personal Property \$20K+	10																
	ATTEMPTS																	
750.377A1B1	Mal Destr. of Personal Property Betw \$1K & <\$20K	5																
	ATTEMPTS																	
750.377B	Mal Destr. Police or Fire Dept Property	4																
	ATTEMPTS																	
750.377C	Malicious Destruction of School Bus Intentional	5																
	ATTEMPTS																	
750.380	Malicious Destruction of Building	10																
	ATTEMPTS																	
750.380A	Malicious Destruction of Building Over \$100	4																
	ATTEMPTS																	
750.3803A	Malicious Destruction of Building Betw \$1K & <\$20K	5																
	ATTEMPTS																	
750.3872	Malicious Destr. Tombs/Memorials Felony	5																
	ATTEMPTS																	
750.411A1B	False Report of a Felony	4																
	ATTEMPTS																	
750.411A2	False Bomb Threat	10																
	ATTEMPTS																	
750.411A3A	False Report/Threat - Bomb, Harmful Materials	4																
	ATTEMPTS																	
750.411H2B	Stalking a Minor	5																
	ATTEMPTS																	
750.411I	Stalking, Aggravated	5																
	ATTEMPTS																	
750.411I2B	Stalking a Minor - Aggravated	10																
	ATTEMPTS																	
750.411N	Money Laundering - 2nd Degree	10																
	ATTEMPTS																	
750.413	Unlawfully Driving Away an Automobile	5																
	ATTEMPTS																	

TOTAL	0.5	1	1.5	2	2.5	3	3.5	4	4.5	5	10	15	20	25	>25	LIFE	AVG
48,549	540	3,130	3,637	6,105	2,205	4,124	1,153	2,412	391	3,532	8,733	3,136	2,345	1,231	1,453	4,422	7.2
47,128	461	2,882	3,393	5,741	2,079	3,981	1,075	2,401	390	3,511	8,693	3,122	2,328	1,224	1,450	4,397	7.3
1,421	79	248	244	364	126	143	78	11	1	21	40	14	17	7	3	25	2.5
28	2	6	4	9	4			2		1							1.9
2		1	1														1.1
29	1	5	3	10	2	5		2		1							2.1
5	3	1	1														0.6
2	1				1												1.3
1						1											3.0
24	1	2	8	7	2	2	1			1							1.9
1				1													1.7
63	2	11	14	17	8	5	2	4									1.9
4		1	3														1.2
1				1													1.7
5		1		3							1						2.3
1		1															1.0
28	2	4	5	6	5	4	1				1						1.9
8		1	1	3	1	1	1										2.1
1					1												2.5
15		1	5	5	1	2		1									2.0
5				2	1	1					1						3.8
2				2													1.7
3	1				1						1						4.2
135		17	28	29	12	26	8	6		3	3	2			1		2.7
4	1		3														1.0
1				1													2.0
1			1														1.5
502	3	58	91	161	54	66	26	10	1	9	20	2				1	2.3
15	2	3	2	4	2	2											1.5

NOTE: Be sure to check for related offense codes when examining a particular type of crime. They may or may not be in sequential order or even on the same page.

# C1 2001 Total Prisoner Population by Minimum Term Distribution—All Offenses

Page Sixteen of Twenty-two

C - 33

GRAND TOTALS*		
VIOLATIONS		
ATTEMPTS		
Max. Penalty		
750.414	Unlawful Use Auto w/o Intent to Steal	2
750.415	MV Conceal or Misrep ID w/Intent (Misd. or Felony)	10
750.4152	MV Conceal or Misrep ID w/Intent to Mislead (Felony)	4
750.422	Perjury, Court Proceeding	15
750.423	Perjury - Wilfully Swear Falsely (Not Court Proceeding)	15
750.424	Perjury - Subornation	15
750.425	Incite or Procure to Commit Perjury	5
750.4361	Poison, Food/Drink/Medicine/Wells	5
750.451	Prostitution	2
750.451-B	Prostitution - 3rd Offense	2
750.455	Prostitution/Pandering	20
750.459	Prostitution - Transporting Female (perhaps compel)	20
750.479	Obstruct/Resist Public Officer Serving/Executing Process	20
750.479-A	Public Officer -Resist & Obstruct Serve Process/Order	2
750.479-B	Police Officer - Resist & Obstruct	2
750.479A-B	Peace Officer - Resist Arrest Injury Inflicted	2
750.479A2	Police Officer - Fleeing - 4th Degree	2
750.479A3	Police Officer - Fleeing 3rd Degree	5
750.479A4	Police Officer - Fleeing - 2nd Offense	10

TOTAL	0.5	1	1.5	2	2.5	3	3.5	4	4.5	5	10	15	20	25	>25	LIFE	AVG
48,549	540	3,130	3,637	6,105	2,205	4,124	1,153	2,412	391	3,532	8,733	3,136	2,345	1,231	1,453	4,422	7.2
47,128	461	2,882	3,393	5,741	2,079	3,981	1,075	2,401	390	3,511	8,693	3,122	2,328	1,224	1,450	4,397	7.3
1,421	79	248	244	364	126	143	78	11	1	21	40	14	17	7	3	25	2.5
39	2	5	26	4	2												1.3
1			1														1.5
1								1									4.0
14				1		2	1	1		2	6				1		7.5
1			1														3.0
1																	1.5
1											1						10.0
1											1						10.0
2		1					1										2.1
1		1															0.8
8		4	4														1.1
2						1					1						6.5
3				1		1				1							3.3
6		3	2							1							1.7
1				1													2.0
188	7	43	69	33	12	12	2	7			3						1.6
2				1		1											2.4
5	1		1	1		2											1.8
34	1	10	12	5	1	3		2									1.5
224		25	49	79	27	28	9	4		1	2						2.0
7		1	2	4													1.4
5			1	1		2					1						3.4

NOTE: Be sure to check for related offense codes when examining a particular type of crime. They may or may not be in sequential order or even on the same page.

# C1 2001 Total Prisoner Population by Minimum Term Distribution—All Offenses

Page Seventeen of Twenty-two

C - 34

GRAND TOTALS*																		
VIOLATIONS																		
ATTEMPTS																		
Max. Penalty																		
750.479A4-A	Police Officer - Fleeing (Penal Code) - 2nd Degree	10																
	ATTEMPTS		1	1	2	3							4					3.7
750.479A5	Police Officer - Fleeing (Penal Code) Death Resulting	15																
	ATTEMPTS				1											1		8.5
750.479A5-A	Police Officer - Fleeing (Penal Code) - 1st Degree	15																
	ATTEMPTS												1					6.0
750.479B	Peace Officer, Disarming	10																
	ATTEMPTS		4	3	1													1.0
750.479B2	Peace Officer - Disarming Firearm	10																
	ATTEMPTS		12	1														
750.49-A	Animals - Fighting	4																
	ATTEMPTS		9															
750.49-B	Animals, Attending Fight	4																
	ATTEMPTS		1															
750.50B	Animals, Killing/Torturing	4																
	ATTEMPTS		3															
750.505	Common Law Offense, No Express Penalty	5																
	ATTEMPTS		5															
750.505-A	Obstruction of Justice	5																
	ATTEMPTS		11															
750.505-B	Accessory After the Fact to Felony	5																
	ATTEMPTS		2															
750.511	Railroads - Block/Wreck Track	LIFE																
	ATTEMPTS		31															
750.520	Criminal Sexual Conduct (CSC)	LIFE																
	ATTEMPTS		1															
750.520B	CSC - 1st Degree	LIFE																
	ATTEMPTS		27															
750.520B1A	CSC - 1st Degree - Person Under 13	LIFE																
	ATTEMPTS		1,760															
750.520B1B	CSC - 1st Degree - Relationship	LIFE																
	ATTEMPTS		13															
750.520B1C	CSC - 1st Degree - During Felony	LIFE																
	ATTEMPTS		1,334															
750.520B1D	CSC - 1st Degree - Accomplices	LIFE																
	ATTEMPTS		27															
750.520B1E	CSC - 1st Degree - Weapon Used	LIFE																
	ATTEMPTS		254															

TOTAL	0.5	1	1.5	2	2.5	3	3.5	4	4.5	5	10	15	20	25	>25	LIFE	AVG
48,549	540	3,130	3,637	6,105	2,205	4,124	1,153	2,412	391	3,532	8,733	3,136	2,345	1,231	1,453	4,422	7.2
47,128	461	2,882	3,393	5,741	2,079	3,981	1,075	2,401	390	3,511	8,693	3,122	2,328	1,224	1,450	4,397	7.3
1,421	79	248	244	364	126	143	78	11	1	21	40	14	17	7	3	25	2.5
13		1	1	2	3			2			4						3.7
2				1													8.5
1						1											3.0
1											1						6.0
4		3	1														1.0
12	1			3	1	2				1	2	1				1	4.3
9		4		3	1												1.7
1		1															1.0
1				1													2.0
3				1	2												2.3
5						1		1					1		2		19.4
11		2	1	5		1		1	1								2.2
2			1			1											2.1
31		4	1	7	3	7	4			2	1	1	1				3.4
1			1														1.1
1			1														1.3
27							1				2		1	3	4	16	33.2
1,760		3	1	19	5	11	5	25	3	65	478	323	270	137	221	194	17.0
13			2	1	1						1	1	3	3		1	13.3
1,334		6	2	15	13	42	22	40	8	95	450	246	168	89	84	54	12.9
27		1	1	11	1	5	5				1	1	1				3.8
254			1	4	1	8	2	7	2	18	85	49	28	25	17	7	13.3
5				3	1								1				5.6
113						3				6	17	24	16	11	27	9	21.0
59	1			1	1			1	1		3	17	14	6	6	6	15.0
204				2	2				1	2	2	39	43	36	19	37	19.4
1																1	

NOTE: Be sure to check for related offense codes when examining a particular type of crime. They may or may not be in sequential order or even on the same page.

# C1 2001 Total Prisoner Population by Minimum Term Distribution—All Offenses

Page Eighteen of Twenty-two

C - 35

GRAND TOTALS*		
VIOLATIONS		
ATTEMPTS		
Max. Penalty		
750.520B1F	CSC - 1st Degree - Personal Injury	LIFE ATTEMPTS
750.520B1G	CSC - 1st Degree - Injury to Incap. Victim	LIFE ATTEMPTS
750.520B1H	CSC - 1st Degree - Mentally Disabled-Relation	LIFE ATTEMPTS
750.520C	CSC, 2nd Degree Multiple Variables	15 ATTEMPTS
750.520C1A	CSC - 2nd Degree - Person Under 13	15 ATTEMPTS
750.520C1B	CSC - 2nd Degree - Relationship	15 ATTEMPTS
750.520C1C	CSC - 2nd Degree - During Felony	15 ATTEMPTS
750.520C1D	CSC - 2nd Degree - Accomplices	15 ATTEMPTS
750.520C1E	CSC - 2nd Degree - Weapon Used	15 ATTEMPTS
750.520C1F	CSC - 2nd Degree - Personal Injury	15 ATTEMPTS
750.520C1G	CSC - 2nd Degree - Injury to Incap. Victim	15 ATTEMPTS
750.520C1H	CSC - 2nd Degree - Mentally Disabled-Relation	15 ATTEMPTS
750.520D	CSC, 3rd Degree Multiple Variables	15 ATTEMPTS
750.520D1A	CSC - 3rd Degree - Person 13 Through 15	15 ATTEMPTS
750.520D1B	CSC - 3rd Degree - Force or Coercion	15 ATTEMPTS
750.520D1C	CSC - 3rd Degree - Incapacitated Victim	15 ATTEMPTS
750.520D1D	CSC - 3rd Degree - Incest	15 ATTEMPTS
750.520E	CSC, 4th Degree Multiple Variables	2 ATTEMPTS
750.520E1A	CSC - 4th Degree - Force or Coercion	2 ATTEMPTS

TOTAL	0.5	1	1.5	2	2.5	3	3.5	4	4.5	5	10	15	20	25	>25	LIFE	AVG
48,549	540	3,130	3,637	6,105	2,205	4,124	1,153	2,412	391	3,532	8,733	3,136	2,345	1,231	1,453	4,422	7.2
47,128	461	2,882	3,393	5,741	2,079	3,981	1,075	2,401	390	3,511	8,693	3,122	2,328	1,224	1,450	4,397	7.3
1,421	79	248	244	364	126	143	78	11	1	21	40	14	17	7	3	25	2.5
194		1		2		2	2	3	1	3	38	36	39	28	28	11	18.6
5				1	1	1	1				1						4.1
3												1	1			1	17.5
13							1			1	2	2	4	1	2		16.8
1				1													2
716	2	11	15	71	20	120	20	64	5	130	227	23	7		1		5.4
8				5	1						2						3.1
1,287	1	20	46	155	65	183	38	119	12	210	389	36	12		1		5.1
68	1	4	5	27	11	8	12										2.2
165		1	8	19	8	34	6	19	2	29	34	4	1				4.6
11			2	6	1		2										2.1
14			1		1	4		1		1	6						5.1
4						2				1	1						5.0
6				1	1		1				3						4.8
1							1										3.3
65		2		5	7	9	1	8		7	22	1	2		1		6.2
3						1				1		1					6.6
10			1	2	2			1		1	3						4.0
7					2	1	1			2	1						4.0
1		1															1.0
785	8	18	19	69	34	93	22	67	6	122	283	32	8	1	2	1	5.8
17		3	2	3	5	2	1					1					3.1
899	6	42	41	97	54	116	28	90	14	121	264	14	10			2	4.7
102	1	7	17	34	16	17	9		1								2.1
482		6	14	33	11	35	12	54	3	73	213	23	3	1	1		6.2
23		2	3	8	4	3	1	1		1							2.3
56		4	8	9	2	4	1	6		4	15	2	1				4.6
4			1	2			1										2.2
40				2	1	4	2	3		6	21	1					6.5
3				1			2										2.7
31		6	21	1	1	1	1										1.4
85	3	19	53	3	3	1		1		1	1						1.4

NOTE: Be sure to check for related offense codes when examining a particular type of crime. They may or may not be in sequential order or even on the same page.

# C1 2001 Total Prisoner Population by Minimum Term Distribution—All Offenses

Page Nineteen of Twenty-two

C - 36

GRAND TOTALS*		
VIOLATIONS		
ATTEMPTS		
Max. Penalty		
750.520E1A-A	CSC - 4th Degree - Victim 13 Through 15	2 ATTEMPTS
750.520E1B	CSC - 4th Degree - Incapacitated Victim	2 ATTEMPTS
750.520E1G	CSC - 4th Degree - Incest	2 ATTEMPTS
750.520F	CSC - 2nd Offense	LIFE ATTEMPTS
750.520G	CSC - Assault with Intent to Commit CSC	10 ATTEMPTS
750.520G1	CSC - Assault with Intent to Commit Sexual Penetration	10 ATTEMPTS
750.520G2	CSC - Assault with intent to Commit CSC, 2nd Degree	5 ATTEMPTS
750.529	Robbery Armed	LIFE ATTEMPTS
750.529A	Car Jacking	LIFE ATTEMPTS
750.530	Robbery Unarmed	15 ATTEMPTS
750.531	Robbery, Bank/Safe/Vault	LIFE ATTEMPTS
750.531-A	Bank Robbery	LIFE ATTEMPTS
750.531-B	Safe Breaking	LIFE ATTEMPTS
750.535	Stolen Property - Receiving and Concealing	10 ATTEMPTS
750.535-A	Stolen Property - Receiving & Concealing Over \$100	5 ATTEMPTS
750.535-B	Stolen Property - Receiving & Concealing \$100 or Less	MISD ATTEMPTS
750.535-C	Stolen Property - Receive & Conc <\$100 - 3rd Off	5 ATTEMPTS
750.535A	Motor Vehicles - Operating a Chop Shop	10 ATTEMPTS
750.535A2	Motor Vehicles - Operating a Chop Shop	10 ATTEMPTS

TOTAL	0.5	1	1.5	2	2.5	3	3.5	4	4.5	5	10	15	20	25	>25	LIFE	AVG
48,549	540	3,130	3,637	6,105	2,205	4,124	1,153	2,412	391	3,532	8,733	3,136	2,345	1,231	1,453	4,422	7.2
47,128	461	2,882	3,393	5,741	2,079	3,981	1,075	2,401	390	3,511	8,693	3,122	2,328	1,224	1,450	4,397	7.3
1,421	79	248	244	364	126	143	78	11	1	21	40	14	17	7	3	25	2.5
17	1	4	9		2						1						1.6
6		1	5														1.3
4			4														1.3
11										2	7	1	1				9.7
25		1	2	3	1	2	2	1		3	7	3					5.4
2							1			1							4.0
381	1	8	29	73	24	65	13	48	3	49	62	2		2	2		3.9
5				3	1		1										2.3
85		7	10	20	12	10	19	3		1	2					1	2.5
4				3			1										2.1
4,497	3	37	51	161	130	286	107	283	89	468	1,404	578	378	149	174	199	9.9
41		4	3	5	2	3	1	3		2	9	4	1	1	2	1	7.9
408	1	7	10	34	23	39	16	32	13	60	121	38	8	2	2	2	6.2
12		3	2	4	1	1				1							2.0
1,200	3	36	58	163	65	178	42	139	19	164	267	37	20	2	3	4	4.8
21		3	1	4	4	3	2			1	2	1					3.2
111			1	2	3	7		9		7	24	22	19	9	4	4	12.6
2				1									1				10.4
215		4	8	13	7	19	3	26	4	30	60	25	11	2	3		7.3
1								1									4.0
67	1		1	6	3	9	3	12		5	17	4	3		2	1	6.6
3			1								2						7.0
83		14	11	20	3	7	5	4	1	6	6	4			1	1	3.6
7		3	4														1.1
322	9	51	53	99	24	50	15	6		7	6	1	1				2.2
10	1	3	2	4													1.3
2				1	1												2.0
1		1															1.0
49		10	6	12	2	14		1		1	2	1					2.6
2		1	1														1.2
4		1	1			1					1						3.9

NOTE: Be sure to check for related offense codes when examining a particular type of crime. They may or may not be in sequential order or even on the same page.

# C1 2001 Total Prisoner Population by Minimum Term Distribution—All Offenses

Page Twenty of Twenty-two

C - 37

GRAND TOTALS*																		
VIOLATIONS																		
ATTEMPTS																		
Max. Penalty																		
750.535B	Weapons, Firearms - Receiving & Concealing	10																
	ATTEMPTS																	
750.5352A	Stolen Property - Rec & Conc \$20K+	10																
	ATTEMPTS																	
750.5353A	Stolen Property - Rec & Conc Betw \$1K & <\$20K	5																
	ATTEMPTS																	
750.5354A	Stolen Prop - Rec & Conc Betw \$200 & <\$1K	1																
	ATTEMPTS																	
750.539D	Eavesdropping - Installing Device	2																
	ATTEMPTS																	
750.540C1	Telephone - Counterfeit Device Avoid Payment	4																
	ATTEMPTS																	
750.72	Burning Dwelling House	20																
	ATTEMPTS																	
750.72-A	Arson - Dwelling House	20																
	ATTEMPTS																	
750.72-B	Arson - Dwelling House Curtilage	20																
	ATTEMPTS																	
750.73	Arson - Real Property	10																
	ATTEMPTS																	
750.74	Arson - Personal Property	10																
	ATTEMPTS																	
750.74B	Arson - Personal Property Over \$50	4																
	ATTEMPTS																	
750.741C1	Arson - Real/Personal Property Betw \$1K & <\$20K	5																
	ATTEMPTS																	
750.741D1	Arson - Personal Property \$20K+	10																
	ATTEMPTS																	
750.75	Arson - Insured Property	10																
	ATTEMPTS																	
750.77	Arson - Preparing to Burn	10																
	ATTEMPTS																	
750.77-B	Arson - Prepare to Burn Real or Personal Prop >\$50	4																
	ATTEMPTS																	
750.771D1	Arson - Prepare to Burn Prop \$20K+	10																
	ATTEMPTS																	
750.81	Assault or Assault and Battery	MISD																
	ATTEMPTS																	

TOTAL	0.5	1	1.5	2	2.5	3	3.5	4	4.5	5	10	15	20	25	>25	LIFE	AVG
48,549	540	3,130	3,637	6,105	2,205	4,124	1,153	2,412	391	3,532	8,733	3,136	2,345	1,231	1,453	4,422	7.2
47,128	461	2,882	3,393	5,741	2,079	3,981	1,075	2,401	390	3,511	8,693	3,122	2,328	1,224	1,450	4,397	7.3
1,421	79	248	244	364	126	143	78	11	1	21	40	14	17	7	3	25	2.5
38		1	8	8	3	7	1	8	1	1							2.6
2	1			1													1.2
48	1	11	8	18	2	5		1		1	1						1.9
1			1														1.5
335	21	89	71	91	20	29	7	6		1							1.6
16		1	11	4													1.4
4			2	2													1.7
3			1	1	1												1.7
1				1													1.7
71	1	3	2	5	3	4	2	9	2	12	16	9	2		1		6.6
2	1			1													1.2
148		3	12	21	8	21	1	9	5	18	40	8	1		1		5.0
6		2	1		1	1	1										2.0
12		1		2	1					3	5						5.0
1				1													2.0
86		6	11	11	4	17	2	7		11	14	1	1			1	3.8
4		2		1		1											1.6
1										1							5.0
6			1	2						1	2						3.7
12		2	5	5													1.6
1				1													1.9
2					1					1							3.7
5	3	1			1												0.9
8		1	5	1	1												1.5
5				2		1					2						4.5
1						1											3.0
3	3																0.3

NOTE: Be sure to check for related offense codes when examining a particular type of crime. They may or may not be in sequential order or even on the same page.

# C1 2001 Total Prisoner Population by Minimum Term Distribution—All Offenses

Page Twenty-one of Twenty-two

C - 38

		GRAND TOTALS*
		VIOLATIONS
		ATTEMPTS
		Max. Penalty
750.81A	Assault - Aggravated	1
	ATTEMPTS	
750.81A3	Domestic Violence - Aggravated	2
	2nd Offense	ATTEMPTS
750.812	Domestic Violence	MISD
	ATTEMPTS	
750.814	Domestic Violence	2
	3rd Offense	ATTEMPTS
750.82	Felonious Assault	4
	ATTEMPTS	
750.822	Asslt W/Dangerous Weapon -	4
	Weapon-Free School Zone	ATTEMPTS
750.83	Asslt W/Int to Commit Murder	LIFE
	ATTEMPTS	
750.84	Asslt W/Int Gr Bod Hrm Less	10
	Murder	ATTEMPTS
750.86	Assault W/Intent to Maim	10
	ATTEMPTS	
750.87	Asslt W/Intent to Commit Felony	10
	ATTEMPTS	
750.88	Asslt W/Intent to Rob & Steal	15
	Unarmed	ATTEMPTS
750.89	Asslt W/Intent to Rob & Steal	LIFE
	Armed	ATTEMPTS
750.90	Sexual Intercourse, Under Pretext	10
	Medical Treatment	ATTEMPTS
750.91	Attempt to Murder	LIFE
	ATTEMPTS	
752.10542	Copy Audio/Video For Gain - Felony	5
	ATTEMPTS	
752.191	Felonious Driving	2
	ATTEMPTS	
752.541	Riot	10
	ATTEMPTS	
752.542	Incite to Riot	10
	ATTEMPTS	
752.796D	Computers-Commit Crime	5
	Betw \$1K & <\$20K	ATTEMPTS

TOTAL	0.5	1	1.5	2	2.5	3	3.5	4	4.5	5	10	15	20	25	>25	LIFE	AVG
48,549	540	3,130	3,637	6,105	2,205	4,124	1,153	2,412	391	3,532	8,733	3,136	2,345	1,231	1,453	4,422	7.2
47,128	461	2,882	3,393	5,741	2,079	3,981	1,075	2,401	390	3,511	8,693	3,122	2,328	1,224	1,450	4,397	7.3
1,421	79	248	244	364	126	143	78	11	1	21	40	14	17	7	3	25	2.5
3	1	2															0.7
1		1															0.8
4	1	1	2														1.1
5		1	4														1.2
77	2	11	32	17	8	3		1			3						1.8
897	44	153	179	259	80	95	8	30	2	17	26	1	2			1	2.1
40	1	14	20	3							2						1.6
2			1	1													1.6
1,325	1	2	3	8	3	15	6	21	3	41	368	293	207	105	130	119	16.0
8				1							3	1	1	2			13.7
1,532	8	50	54	203	85	209	64	175	37	232	355	37	7	6	1	9	4.5
36			3	14	8	4	4	2		1							2.4
4					1					1	2						6.8
21		1		4		2		1	1	1	9	2					5.8
187	1	12	6	26	19	23	6	19		27	40	6			2		4.7
4				2			1			1							3.0
776		4	10	36	22	56	21	53	21	96	243	88	60	14	23	29	8.8
11			1	2	1	2					1	2	1			1	7.1
1				1													2.0
16							1	2			9					4	6.9
1												1					10.5
2	2																0.4
3		1						2									2.9
1		1															0.8
1							1										3.3
1				1													1.9

NOTE: Be sure to check for related offense codes when examining a particular type of crime. They may or may not be in sequential order or even on the same page.



# C1 2001 Total Prisoner Population by Minimum Term Distribution—All Offenses

Page Twenty-two of Twenty-two

C - 39

GRAND TOTALS*		
VIOLATIONS		
ATTEMPTS		
Max. Penalty		
752.811	Break & Enter - Coin-Operated Device	3 ATTEMPTS
752.811A	Break & Enter - Coin-Operated Device	3 ATTEMPTS
752.861	Weapons - Firearms, Careless Use Causing Injury/Death	2 ATTEMPTS
769.11	Habitual Offender Third Felony	LIFE ATTEMPTS
769.12	Habitual Offender Fourth Felony	LIFE ATTEMPTS
800.281	Prisons - Contraband	5 ATTEMPTS
800.2811	Prisons - Furnish Contraband to Prisoner in Prison	5 ATTEMPTS
800.2813	Prisons - Bringing Contraband Into	5 ATTEMPTS
800.2814	Prisons - Prisoner Possessing Contraband	5 ATTEMPTS
800.283	Prisons - Weapons	5 ATTEMPTS
800.2834	Prisons - Prisoner Possessing Weapon	5 ATTEMPTS

TOTAL	0.5	1	1.5	2	2.5	3	3.5	4	4.5	5	10	15	20	25	>25	LIFE	AVG
48,549	540	3,130	3,637	6,105	2,205	4,124	1,153	2,412	391	3,532	8,733	3,136	2,345	1,231	1,453	4,422	7.2
47,128	461	2,882	3,393	5,741	2,079	3,981	1,075	2,401	390	3,511	8,693	3,122	2,328	1,224	1,450	4,397	7.3
1,421	79	248	244	364	126	143	78	11	1	21	40	14	17	7	3	25	2.5
2		1									1						5.4
1				1													2.0
4			3			1											1.7
4	1	1	1								1						2.4
1			1														1.5
11				1	1											9	2.2
3	1	2															0.8
1			1														1.3
7	1	2	2	1				1									1.6
1		1															1.0
71	6	30	11	11	4			3		2	4						1.8
3	2		1														0.6
8		3		1		1				1	1	1					4.2
77	7	28	11	10	3	8	4	1		1	1	2	1				2.2
12	6	5	1														0.7

NOTES: Be sure to check for related offense codes when examining a particular type of crime. They may or may not be in sequential order or even on the same page.

Largest minimum term is reported.

Total Prisoner Population includes prisoners in institutions, camps, the SAI - Prison program, and Community Residential Programs.

When minimum terms exceed maximum penalties that may be due to anomalies in criminal justice practices, habitualized offenses, database errors, etc.

Each minimum term category is rounded up from the preceding category (for example the ten-year category includes all minimums longer than five years up to exactly ten years).

Minimum term averages are based on raw data (with life sentences excluded from the calculations).

Source: Corrections Management Information System (CMIS).

\*Sentences with Insufficient Information = 300.

# C1a 2001 Total Prisoner Population by Minimum Term Distribution — Non-Assaultive Offenses

Page One of Ten

C - 40

		GRAND TOTALS		
		VIOLATIONS		
		ATTEMPTS		
		Max Penalty		
19.142	State Property Violations	MISD		
		ATTEMPTS		
28.2931	State ID Card - False Application	5		
		ATTEMPTS		
28.729	Sex Offender - Fail to Register	4		
		ATTEMPTS		
257.254	MV Code - Intent to Pass False Title	10		
		ATTEMPTS		
257.257	License Documents/Plates Forgery	5		
		ATTEMPTS		
257.311	Driving w/o License in Possession	MISD		
		ATTEMPTS		
257.602	Disobey Police Traffic Order	MISD		
		ATTEMPTS		
257.617	Fail to Stop at Accident - Serious Impairment/Death Rslt	5		
		ATTEMPTS		
257.6251-A	Operating - OUIL/Per Se	MISD		
		ATTEMPTS		
257.6253-A	Operating Impaired	MISD		
		ATTEMPTS		
257.6256	Operating - OUIL/Per Se 3rd (Felony)	5		
		ATTEMPTS		
257.6256-A	Operating a Vehicle — Minor	MISD		
		ATTEMPTS		
257.6256B	Operating - OUIL/Per Se/OWI - 2nd Offense	1		
		ATTEMPTS		
257.6256D	Operating - OUIL/Per Se/OWI - 3rd Offense	5		
		ATTEMPTS		
257.6257A2	Operating OUIL/Occupant < 16, 2nd Offense	5		
		ATTEMPTS		
257.903	Motor Vehicle Code, False Certification	5		
		ATTEMPTS		
257.9041B	Operate - Allow Suspend, Revoked to Operate	MISD		
		ATTEMPTS		
257.9041C	Operate - Allow Suspend/Revoke to Operate - 2nd Offense	1		
		ATTEMPTS		
400.601-B	Welfare Fraud - Over \$500	4		
		ATTEMPTS		
400.602-B	Welfare Fraud - Fail to Inform \$500 or More	4		
		ATTEMPTS		

TOTAL	0.5	1	1.5	2	2.5	3	3.5	4	4.5	5	10	15	20	25	>25	LIFE	AVG
11,564	269	1,332	1,803	2,950	938	1,515	461	565	71	624	809	127	47	12	18	23	2.9
11,017	221	1,224	1,683	2,816	898	1,453	440	562	71	617	806	126	47	12	18	23	2.9
547	48	108	120	134	40	62	21	3		7	3	1					1.7
1	1																0.2
3	1	1		1													1.0
36	1	5	13	10	1	4				1	1						1.8
4	1	1	2														0.9
25		3	4	3	3	3	1	2		2	2	2					3.7
2					1					1							3.7
3		2			1												1.4
1			1														1.3
1				1													2.0
33			5	11	2	9	3			1	2						2.8
71	2	10	14	25	5	6	5		2	1			1				2.2
1						1											2.8
7		1	1	2			1	2									2.5
1		1															1.0
3			1	2													1.8
1,178	4	84	224	385	145	155	94	35	5	31	16						2.2
2				1		1											2.4
5		1	4														1.4
8		1		4	1	1	1										2.1
1				1													2.0
1				1													2.0
1		1															1.0
4	3				1												0.7

NOTE: Be sure to check for related offense codes when examining a particular type of crime. They may or may not be in sequential order or even on the same page.

# C1a 2001 Total Prisoner Population by Minimum Term Distribution — Non-Assaultive Offenses

Page Two of Ten

C - 41

GRAND TOTALS																			
VIOLATIONS		11,564	269	1,332	1,803	2,950	938	1,515	461	565	71	624	809	127	47	12	18	23	2.9
ATTEMPTS		11,017	221	1,224	1,683	2,816	898	1,453	440	562	71	617	806	126	47	12	18	23	2.9
Max Penalty		547	48	108	120	134	40	62	21	3		7	3	1					1.7
432.2182	Gambling Activity-Felony Violations	10		1								1							4.0
	ATTEMPTS																		
500.45111	Insurance - Fraudulent Acts	4	1		2			1											1.5
	ATTEMPTS	1	1																0.1
500.45112	Insurance Fraud - Conspiracies	10	1		1														0.9
	ATTEMPTS																		
570.152	Contractor - Fraudulent Use of Building Contract Fund	3			1	1				1									2.4
	ATTEMPTS																		
750.110	Breaking & Entering	10	21	83	191	303	136	301	84	147	17	172	255	51	29	7	8	5	4.2
	ATTEMPTS	107	4	16	14	28	10	18	8	2		4	2	1					2.3
750.110-A	Break & Enter - Unoccup. Bldg. w/Intent	10	1	7	6	21	5	23	5	5	2	9	13	4	1				3.9
	ATTEMPTS	9	1	1	3	1	1	1	1										1.8
750.110-B	Break & Enter Occup Bldg. w/Intent	15	2	2	6	10	4	14	1	15		16	50	14	1		1		6.4
	ATTEMPTS	1			1														1.5
750.110A3	Home Invasion - 2nd Degree	15	4	33	91	197	127	224	60	121	23	132	204	12	3		1	1	3.8
	ATTEMPTS	68		4	9	23	7	18	5			1	1						2.3
750.110A4	Home Invasion - 3rd Degree	5		7	17	12	4	2		1		1							1.8
	ATTEMPTS	1			1														1.1
750.111	Entering w/o Breaking	5	1	19	10	17	12	10	4	1		2	5						2.4
	ATTEMPTS	3		2		1													1.2
750.115	Illegal Entry (w/o Owners Permission)	MISD						1				1							4.0
	ATTEMPTS																		
750.116	Possession of Burglars Tools	10		2	1	8	4	4	3	2		4	3	1	1			1	4.0
	ATTEMPTS																		
750.117	Bribery of Public Officer	4		1															1.0
	ATTEMPTS																		
750.1227A	Witness - Bribe/Intimidate/Interfere	4			1														1.2
	ATTEMPTS																		
750.131	Check - Non-Sufficient Funds	2	1																0.5
	ATTEMPTS																		
750.131A	Checks w/o Account or w/o Suff Funds	2			4			2	1										2.1
	ATTEMPTS																		
750.131A1	Check - No Account	2		5	10	4		1				1							1.5
	ATTEMPTS																		
750.131A2	Check - 3 Non-Sufficient Funds Within 10 Days	2		5	5	1		1											1.3
	ATTEMPTS																		
750.1313C	Check - Non-Sufficient Funds - \$500 or More	2		2	1	1		2											1.8
	ATTEMPTS																		
750.147B	Ethnic Intimidation	2			2														1.3
	ATTEMPTS																		

TOTAL	0.5	1	1.5	2	2.5	3	3.5	4	4.5	5	10	15	20	25	>25	LIFE	AVG
11,564	269	1,332	1,803	2,950	938	1,515	461	565	71	624	809	127	47	12	18	23	2.9
11,017	221	1,224	1,683	2,816	898	1,453	440	562	71	617	806	126	47	12	18	23	2.9
547	48	108	120	134	40	62	21	3		7	3	1					1.7
2		1									1						4.0
4	1		2			1											1.5
1	1																0.1
2	1		1														0.9
3			1	1				1									2.4
1,810	21	83	191	303	136	301	84	147	17	172	255	51	29	7	8	5	4.2
107	4	16	14	28	10	18	8	2		4	2	1					2.3
102	1	7	6	21	5	23	5	5	2	9	13	4	1				3.9
9	1	1	3	1	1	1	1										1.8
136	2	2	6	10	4	14	1	15		16	50	14	1		1		6.4
1			1														1.5
1,233	4	33	91	197	127	224	60	121	23	132	204	12	3		1	1	3.8
68		4	9	23	7	18	5			1	1						2.3
44		7	17	12	4	2		1		1							1.8
1			1														1.1
81	1	19	10	17	12	10	4	1		2	5						2.4
3		2		1													1.2
2						1				1							4.0
34		2	1	8	4	4	3	2		4	3	1	1			1	4.0
1		1															1.0
1			1														1.2
1	1																0.5
7			4			2	1										2.1
21		5	10	4		1				1							1.5
12		5	5	1		1											1.3
6		2	1	1		2											1.8
2			2														1.3

NOTE: Be sure to check for related offense codes when examining a particular type of crime. They may or may not be in sequential order or even on the same page.

# C1a 2001 Total Prisoner Population by Minimum Term Distribution — Non-Assaultive Offenses

Page Three of Ten

C - 42

		GRAND TOTALS
		VIOLATIONS
		ATTEMPTS
		Max Penalty
750.157A	Conspiracy	5
	ATTEMPTS	
750.157B3	Solicit to Commit Felony	5
	ATTEMPTS	
750.157N	Financial Transaction Device, Steal/ Retain/Poss	4
	ATTEMPTS	
750.157N1	Financial Transaction Device - Steal/ Retain w/o Consent	4
	ATTEMPTS	
750.157N2	Financial Transaction Device - Poss Fraudulent One	4
	ATTEMPTS	
750.157P	Financial Transaction Device - Poss w/Intent to Use/Sell	4
	ATTEMPTS	
750.157Q	Financial Transaction Device - Illegal Sale/Use	4
	ATTEMPTS	
750.157R	Financial Transaction Device - Forge/Alter/Counterfeiting	4
	ATTEMPTS	
750.157S	Financial Transaction Device - Use Revoked/Cancelled	1
	ATTEMPTS	
750.157U	Financial Transaction Device - Overcharging	4
	ATTEMPTS	
750.157V	Financial Transaction Device - False ID	4
	ATTEMPTS	
750.157W	Financial Trans Device - Fraudulent Withdrawals/Transfers	10
	ATTEMPTS	
750.157W1C1	Financial Trans Device-Fraud Betw \$1K & <\$20K	5
	ATTEMPTS	
750.15911	Criminal Enterprise - Conducting	20
	ATTEMPTS	
750.15912	Criminal Enterprise - Acquire/ Maintain	20
	ATTEMPTS	
750.15914-A	Criminal Enterprise - Conspiracy	20
	ATTEMPTS	
750.160	Dead Bodies - Disinterment & Mutilation	10
	ATTEMPTS	
750.161	Desertion & Non-Support	3
	ATTEMPTS	
750.165	Refusing to Support Spouse or Children	4
	ATTEMPTS	
750.167	Disorderly Person	MISD
	ATTEMPTS	

TOTAL	0.5	1	1.5	2	2.5	3	3.5	4	4.5	5	10	15	20	25	>25	LIFE	AVG
11,564	269	1,332	1,803	2,950	938	1,515	461	565	71	624	809	127	47	12	18	23	2.9
11,017	221	1,224	1,683	2,816	898	1,453	440	562	71	617	806	126	47	12	18	23	2.9
547	48	108	120	134	40	62	21	3		7	3	1					1.7
5		1										1			1	2	21.8
2			1			1											2.2
4	1	1			2												1.6
50	1	12	13	11	5	3		3			2						1.9
3			3														1.2
9		1	4	2						1	1						2.3
9			2	3	1	2					1						2.4
3	1	1	1														0.8
22		3	5	6	2	4		1		1							2.1
1		1															1.0
1			1														1.3
1			1														1.3
4		1	1			2											1.9
1						1											2.7
1				1													2.0
21		1		2		1	1	2		4	3	6	1				7.7
1						1											3.0
1							1										3.3
3						1				1		1					7.1
4		1	1	2													1.6
3		3															1.0
12			4	6		2											1.9
3			3														1.3
1	1																0.3

NOTE: Be sure to check for related offense codes when examining a particular type of crime. They may or may not be in sequential order or even on the same page.

# C1a 2001 Total Prisoner Population by Minimum Term Distribution — Non-Assaultive Offenses

Page Four of Ten

C - 43

		GRAND TOTALS	
		VIOLATIONS	
		ATTEMPTS	
		Max Penalty	
750.174	Embezzle - Agt, Serv, Emp, Trustee	10	
		ATTEMPTS	
750.174-A	Embezzlement - Agent or Trustee Under \$100	MISD	
		ATTEMPTS	
750.174-B	Embezzlement - Agent or Trustee Over \$100	10	
		ATTEMPTS	
750.1744A	Embezzlement - Agent or Trustee Betw \$1K and <\$20K	5	
		ATTEMPTS	
750.1744B	Embezzle - Agent or Trustee Betw \$200 & <\$1K, 2nd Off	5	
		ATTEMPTS	
750.1745A	Embezzlement - Agent or Trustee \$20K or More	10	
		ATTEMPTS	
750.175	Embezzle - Public Officer, Agent, Servant Over \$50	10	
		ATTEMPTS	
750.181	Embezzlement - Jointly Held Property	10	
		ATTEMPTS	
750.183	Aid Escape of & Rescue Prisoner	7	
		ATTEMPTS	
750.186A	Escape from Juvenile Facility	4	
		ATTEMPTS	
750.193	Break, Escape or Attempt to Break, Escape Prison	5	
		ATTEMPTS	
750.1951	Escape from Misdemeanor Jail Sentence	2	
		ATTEMPTS	
750.1952	Escape - From Felony Jail Sentence	4	
		ATTEMPTS	
750.197	Break Esc Jail While Awaiting Trial	4	
		ATTEMPTS	
750.197A	Break, Escape Custody	1	
		ATTEMPTS	
750.1971	Escape Awaiting Trial For Misdemeanor	2	
		ATTEMPTS	
750.1972	Escape - Awaiting Trial for Felony	4	
		ATTEMPTS	
750.199A	Absconding or Forfeiting Bond	4	
		ATTEMPTS	
750.218	False Pretenses w/Int to Defraud	10	
		ATTEMPTS	
750.218A	False Pretenses - \$100 or Less, 4th	1	
		ATTEMPTS	

TOTAL	0.5	1	1.5	2	2.5	3	3.5	4	4.5	5	10	15	20	25	>25	LIFE	AVG
11,564	269	1,332	1,803	2,950	938	1,515	461	565	71	624	809	127	47	12	18	23	2.9
11,017	221	1,224	1,683	2,816	898	1,453	440	562	71	617	806	126	47	12	18	23	2.9
547	48	108	120	134	40	62	21	3		7	3	1					1.7
8		1		3		1		1		2							3.0
1			1														1.3
1			1														1.5
57		2	11	13	5	9	1	3	1	9	3						2.9
8		2	1	2	2	1											1.8
19		1	3	12		1	2										2.0
1				1													1.7
1				1													2.0
12			1	3	3	3			2								2.7
1	1																0.5
1				1													2.0
1								1									4.0
2					1	1											2.7
14		2	5	5	1	1											1.7
2			2														1.4
191	14	64	20	50	8	12	7	3		3	6	2	2				2.1
7		3	1	2			1										1.6
3		1	2														1.1
29	1	7	10	7	2	1		1									1.6
3				1		2											2.5
2	1		1														1.0
3	1	2															0.8
21	1	5	3		2	4	1	2		2	1						2.5
33		3	5	10	4	6	1	2		1	1						2.5
2		1	1														1.1
10		1	1	1	1	1		2		1	1	1					4.4
1						1											3.0
1		1															1.0

NOTE: Be sure to check for related offense codes when examining a particular type of crime. They may or may not be in sequential order or even on the same page.

# C1a 2001 Total Prisoner Population by Minimum Term Distribution — Non-Assaultive Offenses

Page Five of Ten

C - 44

		GRAND TOTALS
		VIOLATIONS
		ATTEMPTS
		Max Penalty
750.218-B	False Pretenses - Over \$100	10
	ATTEMPTS	
750.2183A	False Pretenses - Betw \$200 & <\$1K	1
	ATTEMPTS	
750.2184A	False Pretenses - \$1,000 or More, Less Than \$20,000	5
	ATTEMPTS	
750.2185A	False Pretenses - \$20K or More	10
	ATTEMPTS	
750.219A2C1	Telephone - Avoid Payment Betw \$1K & <\$20K	5
	ATTEMPTS	
750.224	Weapons, Dangerous Weapon Sale/Poss	5
	ATTEMPTS	
750.224A	Weapon, Taser, Poss or Sale	4
	ATTEMPTS	
750.224B	Weapon, Short-Barrel Shotgun/ Rifle	5
	ATTEMPTS	
750.224F	Weapon-Firearm, Poss by Felon	5
	ATTEMPTS	
750.2241-A	Weapon, Dangerous Weapon - Misc	5
	ATTEMPTS	
750.226	Carry Weapon W/Unlawful Intent	5
	ATTEMPTS	
750.227	Carrying Concealed Weapons	5
	ATTEMPTS	
750.227A	Weapons - Firearms - Unlawful Poss By Sec. Guard	4
	ATTEMPTS	
750.227B	Felony Firearm	10
	ATTEMPTS	
750.227B-A	Weapons - Felony Firearm	2
	ATTEMPTS	
750.227B-B	Weapons - Felony Firearm - 2nd Offense	5
	ATTEMPTS	
750.227C	Poss of Loaded Firearm in Vehicle	2
	ATTEMPTS	
750.227D	Poss of Firearm in Motor Vehicle MISD	
	ATTEMPTS	
750.230	Weapons - Firearms, Alterating ID Marks	2
	ATTEMPTS	
750.248	Forgery of Records, Other Instruments	14
	ATTEMPTS	

TOTAL	0.5	1	1.5	2	2.5	3	3.5	4	4.5	5	10	15	20	25	>25	LIFE	AVG
11,564	269	1,332	1,803	2,950	938	1,515	461	565	71	624	809	127	47	12	18	23	2.9
11,017	221	1,224	1,683	2,816	898	1,453	440	562	71	617	806	126	47	12	18	23	2.9
547	48	108	120	134	40	62	21	3		7	3	1					1.7
85	2	2	4	9	5	16	5	12		13	16				1		4.3
9	1	2	1	3	1		1										1.7
1								1									3.8
22		1	4	7	2	4	3			1							2.3
2				2													1.7
8				5	1	1				1							2.5
2		2															0.9
2			1	1													1.7
1			1														1.5
1		1															0.9
26	2	8	4	3	2	4	1	1						1			2.6
3				3													1.7
222	21	35	30	58	20	20	6	7	1	10	9	3		1	1		2.6
3			2	1													1.6
2		1	1														1.1
25		3	6	5	1	2	4				2	1				1	3.0
1				1													2
397	15	78	78	113	30	37	19	5	3	11	2	2	2	1		1	2.1
31	4	8	9	9	1												1.2
1						1											3.0
203				190						13							2.1
5				5													2.0
161				161													2.0
1										1							5.0
2				1												1	2.0
1	1																0.3
1		1															1.0
105		8	18	26	4	14	2	7		8	17	1					3.3
6	1	1		4													1.5

NOTE: Be sure to check for related offense codes when examining a particular type of crime. They may or may not be in sequential order or even on the same page.

# C1a 2001 Total Prisoner Population by Minimum Term Distribution — Non-Assaultive Offenses

Page Six of Ten

C - 45

		GRAND TOTALS
	VIOLATIONS	
	ATTEMPTS	
	Max Penalty	
750.248A	Financial Transaction Device - Utter & Publish	4
	ATTEMPTS	
750.249	Uttering & Publishing	14
	ATTEMPTS	
750.250	Forgery of State Warrant	7
	ATTEMPTS	
750.251	Forgery of Bank Bills/Promisory Notes	7
	ATTEMPTS	
750.253	Uttering & Publishing Counterfeit Bills or Notes	5
	ATTEMPTS	
750.254	Forged Bills, Notes, Possession w/Int to Utter & Publish	5
	ATTEMPTS	
750.255	Counterfeiting - Possession of Tools	10
	ATTEMPTS	
750.259	Counterfeiting - Affix Fictitious Signature	14 mo
	ATTEMPTS	
750.261	Counterfeiting - Coins/Poss of Less than 5	10
	ATTEMPTS	
750.280	Gross Frauds & Cheats at Common Law	10
	ATTEMPTS	
750.285	Obtain Personal Identity Info w/o Permission	5
	ATTEMPTS	
750.356	Larceny	10
	ATTEMPTS	
750.356-A	Larceny - Over \$100	5
	ATTEMPTS	
750.356A	Larceny, Motor Vehicle	10
	ATTEMPTS	
750.356A-A	Larceny - From a Motor Vehicle	5
	ATTEMPTS	
750.356A-B	Breaking and Entering - A Vehicle Steal Prop. Over \$5	5
	ATTEMPTS	
750.356A-C	Breaking and Entering - A Vehicle (with Damage)	5
	ATTEMPTS	
750.356A1	Larceny - From a Motor Vehicle	5
	ATTEMPTS	
750.356A2A	Breaking and Entering - A Vehicle Steal Prop. <\$200	MISD
	ATTEMPTS	
750.356A2C	Breaking and Entering - A Vehicle Steal Property	5
	ATTEMPTS	

TOTAL	0.5	1	1.5	2	2.5	3	3.5	4	4.5	5	10	15	20	25	>25	LIFE	AVG
11,564	269	1,332	1,803	2,950	938	1,515	461	565	71	624	809	127	47	12	18	23	2.9
11,017	221	1,224	1,683	2,816	898	1,453	440	562	71	617	806	126	47	12	18	23	2.9
547	48	108	120	134	40	62	21	3		7	3	1					1.7
3		1	1		1												1.6
1				1													1.7
697	7	57	118	159	56	84	17	62	6	61	65	4	1				3.0
76	5	12	15	20	7	12	4			1							1.8
1				1													2.0
3			1					2									3.1
2				1	1												2.2
2		1	1														1.1
1						1											3.0
1			1														1.5
2				1				1									3.0
1			1														1.2
4		3		1													1.2
1			1														1.1
37		7	3	12	2	5				2	4	1		1			3.6
6	2	4															0.8
82	1	19	12	19	8	11	7	2		1	1	1					2.2
2	1			1													1.1
38	1	7	5	6	5	5	2		1	2	2	1			1		3.5
4	2	2															0.7
15			5	6	1	2	1										2.0
1			1														1.2
100	3	14	17	28	9	13	6	3	0	4	3	0	0	0	0	0	2.2
8		2	1	2	2	1											1.8
32	0	5	8	6	5	3	2	1	0	2	0	0	0	0	0	0	2.2
34	1	9	11	11	1						1						1.6
4	1		3														1.0
1				1													1.9
1				1													1.8

NOTE: Be sure to check for related offense codes when examining a particular type of crime. They may or may not be in sequential order or even on the same page.

# C1a 2001 Total Prisoner Population by Minimum Term Distribution — Non-Assaultive Offenses

Page Seven of Ten

C - 46

GRAND TOTALS		
VIOLATIONS		
ATTEMPTS		
Max Penalty		
750.356A2C1	Breaking and Entering - A Vehicle Steal Prop. \$1K - <\$20K	5 ATTEMPTS
750.356A3	Breaking and Entering - A Vehicle (with Damage)	5 ATTEMPTS
750.356B	B & E Coin Operated Telephone	4 ATTEMPTS
750.356C	Retail Fraud - 1st Degree	5 ATTEMPTS
750.356D	Retail Fraud - 2nd Degree	1 ATTEMPTS
750.3562A	Larceny - \$20,000 or More	10 ATTEMPTS
750.3563A	Larceny - \$1,000 Or More But Less Than \$20,000	5 ATTEMPTS
750.3563B	Larceny - \$200 Or More But Less Than \$1,000 - 2nd Offense	5 ATTEMPTS
750.3564A	Larceny - \$200 Or More But Less Than \$1000	1 ATTEMPTS
750.357	Larceny from Person	10 ATTEMPTS
750.357B	Firearms, Stealing of Another	5 ATTEMPTS
750.360	Larceny in Building	4 ATTEMPTS
750.362	Larceny By Conversion	10 ATTEMPTS
750.362-A	Larceny - By Conversion Over \$100	5 ATTEMPTS
750.362A	Fail to Return Rented Property	10 ATTEMPTS
750.362AA	Failure to Return Rented Property Over \$100	2 ATTEMPTS
750.362A3A	Failure to Return Rented Property Betw \$1K & <\$20K	5 ATTEMPTS
750.3622A	Larceny by Conversion \$20K+	10 ATTEMPTS
750.3623A	Larceny - By Conversion Betw \$1K and <\$20K	5 ATTEMPTS
750.363	Larceny by False Personation	10 ATTEMPTS

TOTAL	0.5	1	1.5	2	2.5	3	3.5	4	4.5	5	10	15	20	25	>25	LIFE	AVG
11,564	269	1,332	1,803	2,950	938	1,515	461	565	71	624	809	127	47	12	18	23	2.9
11,017	221	1,224	1,683	2,816	898	1,453	440	562	71	617	806	126	47	12	18	23	2.9
547	48	108	120	134	40	62	21	3		7	3	1					1.7
8			3	4		1											1.8
1	1																0.4
48	5	15	13	6	2	3	3	1									1.5
2	1	1															0.7
1		1															0.6
1		1															1.0
484	24	128	128	105	29	45	5	5		3	12						1.7
6		3	1	2													1.3
3		1	1		1												1.6
6		1		1	2	1				1							2.6
1					1												2.5
31	1	3	9	9	1	5		3									2.0
5		2		2	1												1.5
4			1		2	1											2.3
1				1													2.0
444	2	29	44	104	39	89	10	39	4	39	40	4	1				3.1
21	1	3	3	3	4	5	1	1									2.1
13		1	2	3	1	3	1			2							2.5
285	10	46	85	65	30	32		7		4	6						1.9
27	3	9	15														1.1
7		2	1	1		1	1							1			5.2
2	1	1															0.7
28		4	7	10	3	2	1			1							1.9
2		1		1													1.5
6		1	1			2					1	1					5.5
1		1															1.0
1						1											3.0
3				1	1	1											2.3
14		2	3	5	1	2	1										1.9
2				1	1												2.2

NOTE: Be sure to check for related offense codes when examining a particular type of crime. They may or may not be in sequential order or even on the same page.



# C1a 2001 Total Prisoner Population by Minimum Term Distribution — Non-Assaultive Offenses

Page Eight of Ten

C - 47

GRAND TOTALS		
VIOLATIONS		
ATTEMPTS		
Max Penalty		
750.377A	Malicious Destruction of Personal Property	10 ATTEMPTS
750.377AA	Malicious Destruction of Personal Property Over \$100	4 ATTEMPTS
750.377AB	Malicious Destruction of Personal Property Under \$100	MISD ATTEMPTS
750.377A1A1	Malicious Destruction of Personal Property \$20K+	10 ATTEMPTS
750.377A1B1	Mal Destr. of Personal Property Betw \$1K & <\$20K	5 ATTEMPTS
750.380	Malicious Destruction of Building	10 ATTEMPTS
750.380A	Malicious Destruction of Building Over \$100	4 ATTEMPTS
750.3803A	Malicious Destruction of Building Betw \$1K & <\$20K	5 ATTEMPTS
750.3872	Malicious Destr. Tombs/Memorials Felony	5 ATTEMPTS
750.411A1B	False Report of a Felony	4 ATTEMPTS
750.411A2	False Bomb Threat	10 ATTEMPTS
750.411A3A	False Report/Threat - Bomb, Harmful Materials	4 ATTEMPTS
750.411N	Money Laundering - 2nd Degree	10 ATTEMPTS
750.413	Unlawfully Driving Away an Automobile	5 ATTEMPTS
750.414	Unlawful Use Auto w/o Intent to Steal	2 ATTEMPTS
750.415	MV Conceal or Misrep ID w/Intent (Misd. or Felony)	10 ATTEMPTS
750.4152	MV Conceal or Misrep ID w/Intent to Mislead (Felony)	4 ATTEMPTS
750.422	Perjury, Court Proceeding	15 ATTEMPTS
750.423	Perjury - Wilfully Swear Falsely (Not Court Proceeding)	15 ATTEMPTS
750.424	Perjury - Subornation	15 ATTEMPTS

TOTAL	0.5	1	1.5	2	2.5	3	3.5	4	4.5	5	10	15	20	25	>25	LIFE	AVG
11,564	269	1,332	1,803	2,950	938	1,515	461	565	71	624	809	127	47	12	18	23	2.9
11,017	221	1,224	1,683	2,816	898	1,453	440	562	71	617	806	126	47	12	18	23	2.9
547	48	108	120	134	40	62	21	3		7	3	1					1.7
28	2	6	4	9	4			2		1							1.9
2		1	1														1.1
29	1	5	3	10	2	5		2		1							2.1
5	3	1	1														0.6
2	1				1												1.3
1						1											3.0
24	1	2	8	7	2	2	1			1							1.9
1				1													1.7
5		1		3						1							2.3
1		1															1.0
28	2	4	5	6	5	4	1				1						1.9
8		1	1	3	1	1	1										2.1
1					1												2.5
15		1	5	5	1	2		1									2.0
5				2	1	1						1					3.8
2				2													1.7
1			1														1.5
502	3	58	91	161	54	66	26	10	1	9	20	2				1	2.3
15	2	3	2	4	2	2											1.5
39	2	5	26	4	2												1.3
1			1														1.5
1								1									4.0
14				1		2	1	1		2	6				1		7.5
1						1											3.0
1			1														1.5
1											1						10.0

NOTE: Be sure to check for related offense codes when examining a particular type of crime. They may or may not be in sequential order or even on the same page.

# C1a 2001 Total Prisoner Population by Minimum Term Distribution — Non-Assaultive Offenses

Page Nine of Ten

C - 48

		GRAND TOTALS	
		VIOLATIONS	
		ATTEMPTS	
		Max Penalty	
750.425	Incite or Procure to Commit Perjury	5	ATTEMPTS
750.451	Prostitution	2	ATTEMPTS
750.451-B	Prostitution - 3rd Offense	2	ATTEMPTS
750.49-A	Animals - Fighting	4	ATTEMPTS
750.49-B	Animals, Attending Fight	4	ATTEMPTS
750.50B	Animals, Killing/Torturing	4	ATTEMPTS
750.505	Common Law Offense, No Express Penalty	5	ATTEMPTS
750.505-A	Obstruction of Justice	5	ATTEMPTS
750.505-B	Accessory After the Fact to Felony	5	ATTEMPTS
750.535	Stolen Property - Receiving and Concealing	10	ATTEMPTS
750.535-A	Stolen Property - Receiving & Concealing Over \$100	5	ATTEMPTS
750.535-B	Stolen Property - Receiving & Concealing \$100 or Less	MISD	ATTEMPTS
750.535-C	Stolen Property - Receive & Conc <\$100 - 3rd Off	5	ATTEMPTS
750.535A	Motor Vehicles - Operating a Chop Shop	10	ATTEMPTS
750.535A2	Motor Vehicles - Operating a Chop Shop	10	ATTEMPTS
750.535B	Weapons, Firearms - Receiving & Concealing	10	ATTEMPTS
750.5352A	Stolen Property - Rec & Conc \$20K+	10	ATTEMPTS
750.5353A	Stolen Property - Rec & Conc Betw \$1K & <\$20K	5	ATTEMPTS
750.5354A	Stolen Prop - Rec & Conc Betw \$200 & <\$1K	1	ATTEMPTS
750.539D	Eavesdropping - Installing Device	2	ATTEMPTS

TOTAL	0.5	1	1.5	2	2.5	3	3.5	4	4.5	5	10	15	20	25	>25	LIFE	AVG
11,564	269	1,332	1,803	2,950	938	1,515	461	565	71	624	809	127	47	12	18	23	2.9
11,017	221	1,224	1,683	2,816	898	1,453	440	562	71	617	806	126	47	12	18	23	2.9
547	48	108	120	134	40	62	21	3		7	3	1					1.7
1											1						10.0
1		1															0.8
8		4	4														1.1
1		1															1.0
1				1													2.0
3				1	2												2.3
5						1		1					1		2		19.4
11		2	1	5		1		1	1								2.2
2			1			1											2.1
31		4	1	7	3	7	4			2	1	1	1				3.4
1			1														1.1
83		14	11	20	3	7	5	4	1	6	6	4			1	1	3.6
7		3	4														1.1
322	9	51	53	99	24	50	15	6		7	6	1	1				2.2
10	1	3	2	4													1.3
2				1	1												2.0
1		1															1.0
49		10	6	12	2	14		1		1	2	1					2.6
2		1		1													1.2
4		1		1		1					1						3.9
38		1	8	8	3	7	1	8	1	1							2.6
2	1			1													1.2
48	1	11	8	18	2	5		1		1	1						1.9
1			1														1.5
335	21	89	71	91	20	29	7	6		1							1.6
16		1	11	4													1.4
4			2	2													1.7
3			1	1	1												1.7

NOTE: Be sure to check for related offense codes when examining a particular type of crime. They may or may not be in sequential order or even on the same page.

# C1a 2001 Total Prisoner Population by Minimum Term Distribution — Non-Assaultive Offenses

Page Ten of Ten

C - 49

		GRAND TOTALS	
		VIOLATIONS	
		ATTEMPTS	
		Max Penalty	
750.540C1	Telephone - Counterfeit Device Avoid Payment	4	ATTEMPTS
752.10542	Copy Audio/Video For Gain - Felony	5	ATTEMPTS
752.796D	Computers-Commit Crime Betw \$1K & <\$20K	5	ATTEMPTS
752.811	Break & Enter - Coin-Operated Device	3	ATTEMPTS
752.811A	Break & Enter - Coin-Operated Device	3	ATTEMPTS
769.11	Habitual Offender Third Felony	LIFE	ATTEMPTS
769.12	Habitual Offender Fourth Felony	LIFE	ATTEMPTS
800.281	Prisons - Contraband	5	ATTEMPTS
800.2811	Prisons - Furnish Contraband to Prisoner in Prison	5	ATTEMPTS
800.2813	Prisons - Bringing Contraband Into	5	ATTEMPTS
800.2814	Prisons - Prisoner Possessing Contraband	5	ATTEMPTS
800.283	Prisons - Weapons	5	ATTEMPTS
800.2834	Prisons - Prisoner Possessing Weapon	5	ATTEMPTS

TOTAL	0.5	1	1.5	2	2.5	3	3.5	4	4.5	5	10	15	20	25	>25	LIFE	AVG
11,564	269	1,332	1,803	2,950	938	1,515	461	565	71	624	809	127	47	12	18	23	2.9
11,017	221	1,224	1,683	2,816	898	1,453	440	562	71	617	806	126	47	12	18	23	2.9
547	48	108	120	134	40	62	21	3		7	3	1					1.7
1				1													1.7
2	2																0.4
1				1													1.9
2		1									1						5.4
1				1													2.0
4			3			1											1.7
1			1														1.5
11				1	1											9	2.2
3	1	2															0.8
1			1														1.3
7	1	2	2	1				1									1.6
1		1															1.0
71	6	30	11	11	4			3		2	4						1.8
3	2		1														0.6
8		3		1		1				1	1	1					4.2
77	7	28	11	10	3	8	4	1		1	1	2	1				2.2
12	6	5	1														0.7

NOTES: Be sure to check for related offense codes when examining a particular type of crime. They may or may not be in sequential order or even on the same page.

Largest minimum term is reported.

Total Prisoner Population includes prisoners in institutions, camps, the SAI - Prison program and Community Residential Programs.

When minimum terms exceed maximum penalties that may be due to anomalies in criminal justice practices, habitualized offenses, database errors, etc.

Each minimum term category is rounded up from the preceding category (for example the ten-year category includes all minimums longer than five years up to exactly ten years).

Minimum term averages are based on raw data (with life sentences excluded from the calculations).

SOURCE: Corrections Management Information System (CMIS).

# C1b

## 2001 Total Prisoner Population by Minimum Term Distribution— Drug Offenses

Page One of Three

C - 50

GRAND TOTALS		
	VIOLATIONS	7
	ATTEMPTS	2
	Max Penalty	LIFE
333.17766A3	Controlled Sub, Steroids - Delivery	7 ATTEMPTS
333.73413	Controlled Sub, Imitation Mfg. or Distribution	2 ATTEMPTS
333.7401	Contr. Sub, Mfg, Del, Poss	LIFE ATTEMPTS
333.7401C2A	Controlled Sub - Operate/Maintain A Lab	10 ATTEMPTS
333.7401C2D	Controlled Sub - Manufac Near Church/School	20 ATTEMPTS
333.74011	Controlled Sub, Mfg, Del, Poss	LIFE ATTEMPTS
333.74012A	Controlled Sub, Mfg, Del, Poss (Narcotic or Cocaine)	LIFE ATTEMPTS
333.74012A1	Controlled Sub, Mfg, Del, Poss - 650 or More Grams	LIFE ATTEMPTS
333.74012A2	Controlled Sub, Mfg, Del, Poss 225-649g	30 ATTEMPTS
333.74012A3	Controlled Sub, Mfg, Del, Poss 50-224g	20 ATTEMPTS
333.74012A4	Controlled Sub, Mfg, Del, Poss <50 Grams	20 ATTEMPTS
333.74012B	Contr. Sub, Mfg, Del, Poss, Sch 1-3, Methamphetamine	20 ATTEMPTS
333.74012B-A	Contr. Sub, Mfg, Del, Poss (Sch 1,2,3 ex Marij & Cocaine)	7 ATTEMPTS
333.74012BB	Contr. Sub, Mfg, Del, Poss (Subs add Sch 1,2,3 by Rule)	7 ATTEMPTS
333.74012C	Contr. Sub, Mfg, Del, Poss, (Sch 4, or Added by Rule)	4 ATTEMPTS
333.74012C-A	Controlled Sub, Mfg, Del, Poss, (Sch 4)	4 ATTEMPTS
333.74012D	Controlled Sub, Mfg, Del, Poss (Sch 5)	2 ATTEMPTS
333.74012D1	Controlled Sub, Mfg, Del, Poss, 45 Kg+ Marijuana	15 ATTEMPTS
333.74012D2	Controlled Sub, Mfg, Del, Poss Marijuana 5 - <45 Kg	7 ATTEMPTS

TOTAL	0.5	1	1.5	2	2.5	3	3.5	4	4.5	5	10	15	20	25	>25	LIFE	AVG
5,495	134	972	670	927	259	476	61	213	17	363	888	152	141	10	11	201	4.1
5,289	113	910	635	886	249	459	58	212	17	360	879	151	140	10	10	200	4.2
206	21	62	35	41	10	17	3	1		3	9	1	1		1	1	2.2
1								1									4.0
19	2	6	6	3	1	1											1.3
9					1			1		1		2			1	3	11.0
2				1			1										2.6
1											1						8.0
1													1				20.0
20	1	1		2	2	1				1	1		1			10	4.8
164											3	4	10	2	2	143	19.0
3													1		1	1	30.0
235				1		7		1		12	54	51	101	3	4	1	14.8
690		3	6	5	5	23	4	26	1	84	478	48	3	1	1	2	8.2
3										3	3						9.0
2,761	17	659	355	597	147	315	45	140	13	228	211	23	6	3		2	2.7
158	10	50	24	37	10	16	3			2	5	1					1.9
17		1	1	1	1	6	1	2		3			1				4.1
18		1	5	7	2	2					1						2.1
1				1													2.0
5		1		1		2					1						2.8
9			1		2	4					2						4.0
17		2		3	2			4	1	1	4						4.0
10				1	1	2	1			3	2						4.2
26		1	8	3	4	4		4		2							2.4

NOTE: Be sure to check for related offense codes when examining a particular type of crime. They may or may not be in sequential order or even on the same page.

C-51

		GRAND TOTALS
	VIOLATIONS	
	ATTEMPTS	
	Max Penalty	
333.74012D3	Controlled Sub, Mfg, Del, Poss, Marijuana <5 Kg	4 ATTEMPTS
333.74012F	Prescription Forms Mfg, Del, Poss	7 ATTEMPTS
333.74022B	Contr. Sub. - Mfg, Del, Poss Counterfeit (Sch. 1, 2, 3)	5 ATTEMPTS
333.74022D	Contr. Sub. - Mfg, Del, Poss Counterfeit (Sch 5)	2 ATTEMPTS
333.74022E	Contr. Sub. - Mfg, Del, Poss Analogue	15 ATTEMPTS
333.7403	Controlled Sub - Possession	LIFE ATTEMPTS
333.74032A	Controlled Sub, Possession Narc. or Cocaine	LIFE ATTEMPTS
333.74032A1	Controlled Sub - Poss 650g+ Narc. or Cocaine	LIFE ATTEMPTS
333.74032A2	Controlled Sub - Poss 225-649g Narc. or Cocaine	30 ATTEMPTS
333.74032A3	Controlled Sub - Poss 50-224g Narc. or Cocaine	20 ATTEMPTS
333.74032A4	Controlled Sub - Poss 25-49g Narc. or Cocaine	4 ATTEMPTS
333.74032A5	Controlled Sub - Poss Less 25g Narc. or Cocaine	4 ATTEMPTS
333.74032B	Controlled Sub - Poss Analogues, Sch 1-4 or Methamphet.	10 ATTEMPTS
333.74032B-A	Controlled Sub - Possession/ Analogues	2 ATTEMPTS
333.74032B1	Controlled Sub - Possession Methamphetamine	10 ATTEMPTS
333.74032D	Controlled Sub - Poss Marijuana	1 ATTEMPTS
333.74042A	Contr. Sub Use (Narcotic, Cocaine, Methamphetamine)	1 ATTEMPTS
333.7405D	Contr. Sub - Maintain or Keep Drug House	2 ATTEMPTS
333.7407A-A	Controlled Sub - Induce Person to Commit Felony	LIFE ATTEMPTS

TOTAL	0.5	1	1.5	2	2.5	3	3.5	4	4.5	5	10	15	20	25	>25	LIFE	AVG
5,495	134	972	670	927	259	476	61	213	17	363	888	152	141	10	11	201	4.1
5,289	113	910	635	886	249	459	58	212	17	360	879	151	140	10	10	200	4.2
206	21	62	35	41	10	17	3	1		3	9	1	1		1	1	2.2
208	12	31	60	60	19	13		7		1	5						1.8
8	1	3	4														1.0
1											1						7.0
1				1													2.0
1		1															1.0
1										1							5.0
2			1									1					5.6
4					1							2		1			10.1
40												1		1		38	15.0
43				1		1		2		3	12	9	12	1	2		13.8
118				3				3	1	11	84	13	2			1	9.2
1											1						10
28	3	9	5	5		2	1	2									1.7
2	1		1														1.0
739	68	181	154	174	56	67	5	17	1	7	8		1				1.7
25	9	8	3	3		1		1									1.1
4		1	2			1											1.6
11	1	3	4	2								1					1.8
3				1	2												2.3
26	7	4	11	2		1						1					1.4
1			1														1.2
8	1	1	4	1						1							1.7
4			1	1		2											2.3
1		1															1.0

NOTE: Be sure to check for related offense codes when examining a particular type of crime. They may or may not be in sequential order or even on the same page.

# C1b

## 2001 Total Prisoner Population by Minimum Term Distribution—Drug Offenses

Page Three of Three

C - 52

GRAND TOTALS		
VIOLATIONS		
ATTEMPTS		
Max Penalty		
333.7407A1-A	Controlled Sub - Attempted Felony	LIFE ATTEMPTS
333.74071C	Controlled Sub - Obtain by Fraud	4 ATTEMPTS
333.74071CA	Controlled Sub - Obtain by Fraud (Attempt)	4 ATTEMPTS
333.74071G	Controlled Sub - Counterfeit Prescription Form	4 ATTEMPTS
333.7410	Contr. Sub - Delivery to Minor/Poss on School Property	60 ATTEMPTS
333.74101-B	Contr. Sub - Delivery to Minor (Sch 1-3 ex Marij/Cocaine)	14 ATTEMPTS
333.74101-D	Contr. Sub - Delivery to Minor (Sch. 4 & Marijuana)	8 ATTEMPTS
333.74102-A	Contr. Sub - Del on School Prop (Narc. or Cocaine) <50g	60 ATTEMPTS
333.74103	Contr. Sub - Poss w/Int on School Prop (Narc/Cocaine) <50g	40 ATTEMPTS
333.74132	Controlled Sub - Second Offense - Double Penalty	LIFE ATTEMPTS
333.7416	Contr. Sub - Induce Minor to Commit Felony	LIFE ATTEMPTS
335.3411A	Violation Drug Law (obsolete)	LIFE ATTEMPTS

TOTAL	0.5	1	1.5	2	2.5	3	3.5	4	4.5	5	10	15	20	25	>25	LIFE	AVG
5,495	134	972	670	927	259	476	61	213	17	363	888	152	141	10	11	201	4.1
5,289	113	910	635	886	249	459	58	212	17	360	879	151	140	10	10	200	4.2
206	21	62	35	41	10	17	3	1		3	9	1	1		1	1	2.2
2		1	1														1.1
1				1													2.0
18	1	2	4	6	3			2									1.9
2			2														1.3
1			1														1.3
1			1														1.5
1											1						10.0
1						1											3.0
4						2				1	1						4.0
1										1							5.0
3				1		2											2.6
1				1													2.0
7		1	4	1							1						2.6
1											1						10.0
1												1					13.0

NOTES: Be sure to check for related offense codes when examining a particular type of crime. They may or may not be in sequential order or even on the same page.

Largest minimum term is reported.

Total Prisoner Population includes prisoners in institutions, camps, the SAI - Prison program and Community Residential Programs.

When minimum terms exceed maximum penalties that may be due to anomalies in criminal justice practices, habitualized offenses, database errors, etc.

Each minimum term category is rounded up from the preceding category (for example the ten-year category includes all minimums longer than five years up to exactly ten years).

Minimum term averages are based on raw data (with life sentences excluded from the calculations).

SOURCE: Corrections Management Information System (CMIS).

# C1c 2001 Total Prisoner Population by Minimum Term Distribution — Assaultive Offenses

Page One of Nine

C - 53

GRAND TOTALS		
VIOLATIONS		
ATTEMPTS		
Max. Penalty		
257.602A	Peace Officer - Fleeing Vehicle Code	15 ATTEMPTS
257.602A2	Peace Officer - Fleeing/Vehicle CD 4th Degree	2 ATTEMPTS
257.602A3	Peace Officer - Fleeing/Vehicle CD 2nd Offense	5 ATTEMPTS
257.602A3-A	Peace Officer - Fleeing/Vehicle CD 3rd Degree	5 ATTEMPTS
257.602A4	Peace Officer - Fleeing/Vehicle CD Second Degree	10 ATTEMPTS
257.602A4-A	Peace Officer - Fleeing/Vehicle CD Cause Serious Injury	10 ATTEMPTS
257.6254	Operating - Under the Influence Causing Death	15 ATTEMPTS
257.6255	OUIL - Causing Incapacitating Injury	5 ATTEMPTS
257.6255-A	Operating - Under the Influence Causing Serious Injury	5 ATTEMPTS
257.9044	Operate - License Suspend/Revoked Cause Death	15 ATTEMPTS
257.9045	Operate - License Susp/Rev Cause Serious Injury	5 ATTEMPTS
324.51510	Fires - Willfully Set Forests	10 ATTEMPTS
324.801765	Marine Safety, OUIL Cause Serious Injury	5 ATTEMPTS
324.811347	ORV - OUIL Causing Death	15 ATTEMPTS
333.5210	AIDS - Sexual Penetration with Uninformed Partner	4 ATTEMPTS
722.675	Distributing Obscene Matter to Minor	2 ATTEMPTS
750.10A	Sexually Delinquent	LIFE ATTEMPTS
750.110A2	Home Invasion - 1st Degree	20 ATTEMPTS
750.135	Child Abuse - Abandonment	10 ATTEMPTS

TOTAL	0.5	1	1.5	2	2.5	3	3.5	4	4.5	5	10	15	20	25	>25	LIFE	AVG
31,490	137	826	1,164	2,228	1,008	2,133	631	1,634	303	2,545	7,036	2,857	2,157	1,209	1,424	4,198	9.6
30,822	127	748	1,075	2,039	932	2,069	577	1,627	302	2,534	7,008	2,845	2,141	1,202	1,422	4,174	9.7
668	10	78	89	189	76	64	54	7	1	11	28	12	16	7	2	24	3.3
2			1								1						5.7
36	2	7	23	3	1												1.2
2				2													2.0
136	2	36	22	39	12	15	7	3									1.8
4	2			1		1											1.3
2					1		1										2.9
10		1		3		1		3			2						3.7
174		2	2	9	13	10	5	23	4	27	72	5	2				5.7
2			1			1											2.2
2				1	1												2.0
52		2	9	11	9	7	6			6	2						2.7
2			1	1													1.6
9				1	1		1				4	1	1				7.6
1						1											3.0
1				1													2.0
1							1										3.3
1											1						7.2
6					1	2		1		1	1						4.4
1		1															1.0
1										1							5.0
10		1		1	1	4				1	2						3.5
884	2	19	30	76	41	108	17	66	27	146	275	53	20	3		1	5.6
47		11	8	19	4	2	1			1	1						1.9
1										1							5.0

NOTE: Be sure to check for related offense codes when examining a particular type of crime. They may or may not be in sequential order or even on the same page.

# C1c 2001 Total Prisoner Population by Minimum Term Distribution — Assaultive Offenses

Page Two of Nine

C - 54

GRAND TOTALS		
VIOLATIONS		
ATTEMPTS		
Max. Penalty		
750.136	Cruelty to Children	4
ATTEMPTS		
750.136A	Child Abuse, Torture	10
ATTEMPTS		
750.136B	Child Abuse	15
ATTEMPTS		
750.136B2	Child Abuse, 1st Degree	15
ATTEMPTS		
750.136B3	Child Abuse, 2nd Degree	4
ATTEMPTS		
750.136B4	Child Abuse, 3rd Degree	2
ATTEMPTS		
750.145a	Children - Accosting for Immoral Purposes	1
ATTEMPTS		
750.145B	Accost, Solic Child-Immoral Purposes 2nd Offense	4
ATTEMPTS		
750.145C	Child Abusive Commercial Activity	20
ATTEMPTS		
750.145C2	Child Sexually Abusive Activity	20
ATTEMPTS		
750.145C3	Child Sex Abuse Activity - Distribute or Promote	7
ATTEMPTS		
750.145D2	Computers-Commit Proscribed Conduct	20
ATTEMPTS		
750.145D2B	Computers-Commit Crime w/Term betw 1 - 2 Years	2
ATTEMPTS		
750.145D2E	Computers-Commit Crime w/Term betw 10 - 15 Years	15
ATTEMPTS		
750.145N1	Abuse Vulnerable Adult - 1st Degree	15
ATTEMPTS		
750.157B	Solicit to Murder, Other Felony	LIFE
ATTEMPTS		
750.157B2	Solicit to Murder	LIFE
ATTEMPTS		
750.157C	Solicit, Minor to Commit Felony	LIFE
ATTEMPTS		
750.158	Sodomy	15
ATTEMPTS		

TOTAL	0.5	1	1.5	2	2.5	3	3.5	4	4.5	5	10	15	20	25	>25	LIFE	AVG
31,490	137	826	1,164	2,228	1,008	2,133	631	1,634	303	2,545	7,036	2,857	2,157	1,209	1,424	4,198	9.6
30,822	127	748	1,075	2,039	932	2,069	577	1,627	302	2,534	7,008	2,845	2,141	1,202	1,422	4,174	9.7
668	10	78	89	189	76	64	54	7	1	11	28	12	16	7	2	24	3.3
3		1								1	1						5.0
1															1		30.0
7								2		2	2	1					7.1
1						1											3.0
90		3	2	10	4	9	4	5		14	32	4	2		1		6.0
6				2	2		2										2.6
24	1		6	7	4	1		2		1	2						2.6
14	1	2	7	1		3											1.5
1		1															1.0
1								1									4.0
6						1				1	4						6.6
45		1	3	5	2	3	1	2	1	6	13	8					6.2
1				1													1.9
5			1		1		1			2							3.3
1						1											3.0
1				1													2.0
1						1											3.0
10											2	2			3	3	22.1
7				1	1	1		1		1	1				1		7.8
1																1	
1					1												2.5
7			1	2						1	3						4.3
1				1													2.0

NOTE: Be sure to check for related offense codes when examining a particular type of crime. They may or may not be in sequential order or even on the same page.



# C1c 2001 Total Prisoner Population by Minimum Term Distribution — Assaultive Offenses

Page Three of Nine

C - 55

GRAND TOTALS		
VIOLATIONS		
ATTEMPTS		
Max. Penalty		
750.197C	Assault Employee and/or Escape	4
	Jail Through Violence	ATTEMPTS
750.197CA	Assault Prison Employee	4
		ATTEMPTS
750.204A	Explosive, Sending w/Int to Frighten	5
		ATTEMPTS
750.206	Explosive, Place w/Int to Damage	25
		ATTEMPTS
750.207	Explosives, Placing w/Injury Death Resulting	LIFE
		ATTEMPTS
750.2072B	Explosives, Place Near Prop, Cause Property Damage	20
		ATTEMPTS
750.208	Explosive, Aiding/Abetting Placement	15
		ATTEMPTS
750.209-B	Explosives - Place Offensive Subs w/Int To Alarm	5
		ATTEMPTS
750.2102A	Explosives - Poss Bomb w/Unlawful Intent	15
		ATTEMPTS
750.211	Explosives - Manufacture With Unlawful Intent	5
		ATTEMPTS
750.211A	Explosives - Poss & Use	LIFE
		ATTEMPTS
750.211A2A	Explosives - Poss of Molotov Cocktail/Other Expl.	15
		ATTEMPTS
750.211A2B	Explosives - Poss Molotov Cocktail Causing Property Damage	20
		ATTEMPTS
750.213	Extortion	20
		ATTEMPTS
750.224D2	Weapon, Chemical Type	2
		ATTEMPTS
750.234A	Firearm, Discharge from a Vehicle	4
		ATTEMPTS
750.234B	Firearm, Discharge In/At Dwelling	4
		ATTEMPTS
750.316	First Degree Murder	LIFE
		ATTEMPTS
750.316-A	Murder - 1st Degree - Premeditated	LIFE
		ATTEMPTS

TOTAL	0.5	1	1.5	2	2.5	3	3.5	4	4.5	5	10	15	20	25	>25	LIFE	AVG
31,490	137	826	1,164	2,228	1,008	2,133	631	1,634	303	2,545	7,036	2,857	2,157	1,209	1,424	4,198	9.6
30,822	127	748	1,075	2,039	932	2,069	577	1,627	302	2,534	7,008	2,845	2,141	1,202	1,422	4,174	9.7
668	10	78	89	189	76	64	54	7	1	11	28	12	16	7	2	24	3.3
140	7	30	13	41	10	19	2	7		5	6						2.2
18	2	10	4	2													1.0
2			2														1.3
1								1									4.0
1						1											3.0
4						1				1	1			1			10.1
4												2				2	15.0
1			1														1.5
5				1						1	1		1		1		13.6
2							1	1									3.7
2								1			1						5.4
1				1													2.0
1		1															1.0
1	1																0.5
6		1	1	1		1		1			1						3.5
1						1											3.0
56		1	2	3	3	10		4	1	5	16	7	3		1		7.4
3		2	1														1.0
2		1	1														1.2
4		1		1	1			1									2.3
24	1	7	6	4	1	3		2									1.7
1		1															1.0
1,913												2		2	3	1,906	30.7
12																12	
411						1		1		1	2	1	2		1	402	12.5
2						1									1	1	3.0

NOTE: Be sure to check for related offense codes when examining a particular type of crime. They may or may not be in sequential order or even on the same page.

# C1c 2001 Total Prisoner Population by Minimum Term Distribution — Assaultive Offenses

Page Four of Nine

C - 56

GRAND TOTALS		
	VIOLATIONS	
	ATTEMPTS	
	Max. Penalty	
750.316-B	Murder - Felony	LIFE
	ATTEMPTS	
750.316-C	Murder - Open - Statutory	LIFE
	Short Form	ATTEMPTS
750.317	Second Degree Murder	LIFE
	ATTEMPTS	
750.321	Manslaughter	15
	ATTEMPTS	
750.321-A	Manslaughter - Statutory Short	15
	Form	ATTEMPTS
750.321-C	Manslaughter - Involuntary	15
	ATTEMPTS	
750.321-E	Manslaughter with Motor Vehicle	15
	ATTEMPTS	
750.322	Homicide - Killing of Unborn	15
	Child	ATTEMPTS
750.324	Negligent Homicide	2
	ATTEMPTS	
750.329	Death, Firearm without Malice	15
	ATTEMPTS	
750.335A	Indecent Exposure (Sexually	LIFE
	Delinquent Person)	ATTEMPTS
750.338	Gross Indecency Between Males -	5
	Commit/Procure	ATTEMPTS
750.338A	Gross Indecency Between Females -	5
	Commit/Procure	ATTEMPTS
750.338B	Gross Indecency Male and Female -	5
	Commit/Procure	ATTEMPTS
750.349	Kidnapping	LIFE
	ATTEMPTS	
750.349A	Prisoner Taking a Hostage	LIFE
	ATTEMPTS	
750.349[S]	Kidnapping - Solicitation	LIFE
	ATTEMPTS	
750.350	Kidnapping - Child Enticement	LIFE
	ATTEMPTS	
750.350A1	Kidnapping - Custodial	13 mo.
	Interference	ATTEMPTS

TOTAL	0.5	1	1.5	2	2.5	3	3.5	4	4.5	5	10	15	20	25	>25	LIFE	AVG
31,490	137	826	1,164	2,228	1,008	2,133	631	1,634	303	2,545	7,036	2,857	2,157	1,209	1,424	4,198	9.6
30,822	127	748	1,075	2,039	932	2,069	577	1,627	302	2,534	7,008	2,845	2,141	1,202	1,422	4,174	9.7
668	10	78	89	189	76	64	54	7	1	11	28	12	16	7	2	24	3.3
276													1			275	20.0
122										1	1		3	3	6	108	30.9
3,583			1	1		3	2	9		18	348	629	709	564	580	719	21.9
15										1	1		6	1	7		17.9
299		4		6	2	10	4	33	3	41	166	16	11		3		8.0
2				1		1											2.5
218			3	10	6	16	5	21	2	34	107	6	5		3		6.9
156		2	2	10	3	6	5	10	2	27	77	10	2				6.6
2							1			1	1						6.6
66			1	2	1	4	2	3	3	12	33	3	2				6.8
2					1					1							3.7
1													1				20.0
11			6	1		2		1			1						2.3
16							1	1		5	9						6.7
23		4	2	7	1	3		1		1	4						3.0
2				2													2.0
7	1	2		2			1				1						2.3
2				1			1										2.6
15		1	1	5	5	2	1										2.2
300		1	1	3	1	2	2	2	2	8	68	60	40	16	33	61	16.9
10				4	4	1					1						2.7
9											3	2	1		1	2	19.1
1										1							5.0
18				1			1	1		2	6		2	1	3	1	15.1
1							1										3.3
1		1															1.0

NOTE: Be sure to check for related offense codes when examining a particular type of crime. They may or may not be in sequential order or even on the same page.

# C1c 2001 Total Prisoner Population by Minimum Term Distribution — Assaultive Offenses

Page Five of Nine

C - 57

		GRAND TOTALS
		VIOLATIONS
		ATTEMPTS
		Max. Penalty
750.377B	Mal Destr. Police or Fire Dept Property	4 ATTEMPTS
750.377C	Malicious Destruction of School Bus Intentional	5 ATTEMPTS
750.411H2B	Stalking a Minor	5 ATTEMPTS
750.411I	Stalking, Aggravated	5 ATTEMPTS
750.411I2B	Stalking a Minor - Aggravated	10 ATTEMPTS
750.4361	Poison, Food/Drink/Medicine/Wells	5 ATTEMPTS
750.455	Prostitution/Pandering	20 ATTEMPTS
750.459	Prostitution - Transporting Female (perhaps compel)	20 ATTEMPTS
750.479	Obstruct/Resist Public Officer Serving/Executing Process	20 ATTEMPTS
750.479-A	Public Officer -Resist & Obstruct Serve Process/Order	2 ATTEMPTS
750.479-B	Police Officer - Resist & Obstruct	2 ATTEMPTS
750.479A-B	Peace Officer - Resist Arrest Injury Inflicted	2 ATTEMPTS
750.479A2	Police Officer - Fleeing - 4th Degree	2 ATTEMPTS
750.479A3	Police Officer - Fleeing 3rd Degree	5 ATTEMPTS
750.479A4	Police Officer - Fleeing - 2nd Offense	10 ATTEMPTS
750.479A4-A	Police Officer - Fleeing (Penal Code) - 2nd Degree	10 ATTEMPTS
750.479A5	Police Officer - Fleeing (Penal Code) Death Resulting	15 ATTEMPTS
750.479A5-A	Police Officer - Fleeing (Penal Code) - 1st Degree	15 ATTEMPTS
750.479B	Peace Officer, Disarming	10 ATTEMPTS

TOTAL	0.5	1	1.5	2	2.5	3	3.5	4	4.5	5	10	15	20	25	>25	LIFE	AVG
31,490	137	826	1,164	2,228	1,008	2,133	631	1,634	303	2,545	7,036	2,857	2,157	1,209	1,424	4,198	9.6
30,822	127	748	1,075	2,039	932	2,069	577	1,627	302	2,534	7,008	2,845	2,141	1,202	1,422	4,174	9.7
668	10	78	89	189	76	64	54	7	1	11	28	12	16	7	2	24	3.3
63	2	11	14	17	8	5	2	4									1.9
4		1	3														1.2
1				1													1.7
3	1				1						1						4.2
135		17	28	29	12	26	8	6		3	3	2			1		2.7
4	1		3														1
1				1													2.0
2		1					1										2.1
2						1					1						6.5
3				1		1				1							3.3
6		3	2							1							1.7
1				1													2.0
188	7	43	69	33	12	12	2	7			3						1.6
2				1		1											2.4
5	1		1	1		2											1.8
34	1	10	12	5	1	3		2									1.5
224		25	49	79	27	28	9	4		1	2						2.0
7		1	2	4													1.4
5			1	1		2					1						3.4
13		1	1	2	3			2			4						3.7
2				1								1					8.5
1						1											3.0
1											1						6.0
4		3	1														1.0

NOTE: Be sure to check for related offense codes when examining a particular type of crime. They may or may not be in sequential order or even on the same page.

# C1c 2001 Total Prisoner Population by Minimum Term Distribution — Assaultive Offenses

Page Six of Nine

C - 58

GRAND TOTALS		
VIOLATIONS		
ATTEMPTS		
Max. Penalty		
750.479B2	Peace Officer - Disarming Firearm	10 ATTEMPTS
750.511	Railroads - Block/Wreck Track	LIFE ATTEMPTS
750.520	Criminal Sexual Conduct (CSC)	LIFE ATTEMPTS
750.520B	CSC - 1st Degree Multiple Variables	LIFE ATTEMPTS
750.520B1A	CSC - 1st Degree - Person Under 13	LIFE ATTEMPTS
750.520B1B	CSC - 1st Degree - Relationship	LIFE ATTEMPTS
750.520B1C	CSC - 1st Degree - During Felony	LIFE ATTEMPTS
750.520B1D	CSC - 1st Degree - Accomplices	LIFE ATTEMPTS
750.520B1E	CSC - 1st Degree - Weapon Used	LIFE ATTEMPTS
750.520B1F	CSC - 1st Degree - Personal Injury	LIFE ATTEMPTS
750.520B1G	CSC - 1st Degree - Injury to Incap. Victim	LIFE ATTEMPTS
750.520B1H	CSC - 1st Degree - Mentally Disabled-Relation	LIFE ATTEMPTS
750.520C	CSC, 2nd Degree Multiple Variables	15 ATTEMPTS
750.520C1A	CSC - 2nd Degree - Person Under 13	15 ATTEMPTS
750.520C1B	CSC - 2nd Degree - Relationship	15 ATTEMPTS
750.520C1C	CSC - 2nd Degree - During Felony	15 ATTEMPTS
750.520C1D	CSC - 2nd Degree - Accomplices	15 ATTEMPTS
750.520C1E	CSC - 2nd Degree - Weapon Used	15 ATTEMPTS
750.520C1F	CSC - 2nd Degree - Personal Injury	15 ATTEMPTS

TOTAL	0.5	1	1.5	2	2.5	3	3.5	4	4.5	5	10	15	20	25	>25	LIFE	AVG
31,490	137	826	1,164	2,228	1,008	2,133	631	1,634	303	2,545	7,036	2,857	2,157	1,209	1,424	4,198	9.6
30,822	127	748	1,075	2,039	932	2,069	577	1,627	302	2,534	7,008	2,845	2,141	1,202	1,422	4,174	9.7
668	10	78	89	189	76	64	54	7	1	11	28	12	16	7	2	24	3.3
12	1			3	1	2				1	2	1				1	4.3
9		4		3	1		1										1.7
1			1														1.3
27							1				2		1	3	4	16	33.2
1,760		3	1	19	5	11	5	25	3	65	478	323	270	137	221	194	17.0
13			2	1	1					1	1	1	3	3		1	13.3
1,334		6	2	15	13	42	22	40	8	95	450	246	168	89	84	54	12.9
27		1	1	11	1	5	5			1	1	1	1				3.8
254			1	4	1	8	2	7	2	18	85	49	28	25	17	7	13.3
5				3	1								1				5.6
113						3				6	17	24	16	11	27	9	21.0
59	1			1	1		1	1		3	17	14	6	6	6	2	15.0
204				2	2			1	2	2	39	43	36	19	37	21	19.4
1																1	
194		1		2		2	2	3	1	3	38	36	39	28	28	11	18.6
5				1	1	1	1				1						4.1
3												1	1			1	17.5
13							1			1	2	2	4	1	2		16.8
1				1													2
716	2	11	15	71	20	120	20	64	5	130	227	23	7		1		5.4
8				5	1						2						3.1
1,287	1	20	46	155	65	183	38	119	12	210	389	36	12		1		5.1
68	1	4	5	27	11	8	12										2.2
165		1	8	19	8	34	6	19	2	29	34	4	1				4.6
11			2	6	1		2										2.1
14			1		1	4		1		1	6						5.1
4						2				1	1						5.0
6				1	1		1				3						4.8
1							1										3.3
65		2		5	7	9	1	8		7	22	1	2		1		6.2
3						1				1		1					6.6

NOTE: Be sure to check for related offense codes when examining a particular type of crime. They may or may not be in sequential order or even on the same page.

# C1c 2001 Total Prisoner Population by Minimum Term Distribution— Assaultive Offenses

Page Seven of Nine

C - 59

GRAND TOTALS		
VIOLATIONS		
ATTEMPTS		
Max. Penalty		
750.520C1G	CSC - 2nd Degree - Injury to Incap. Victim	15 ATTEMPTS
750.520C1H	CSC - 2nd Degree - Mentally Disabled-Relation	15 ATTEMPTS
750.520D	CSC, 3rd Degree Multiple Variables	15 ATTEMPTS
750.520D1A	CSC - 3rd Degree - Person 13 Through 15	15 ATTEMPTS
750.520D1B	CSC - 3rd Degree - Force or Coercion	15 ATTEMPTS
750.520D1C	CSC - 3rd Degree - Incapacitated Victim	15 ATTEMPTS
750.520D1D	CSC - 3rd Degree - Incest	15 ATTEMPTS
750.520E	CSC, 4th Degree Multiple Variables	2 ATTEMPTS
750.520E1A	CSC - 4th Degree - Force or Coercion	2 ATTEMPTS
750.520E1A-A	CSC - 4th Degree - Victim 13 Through 15	2 ATTEMPTS
750.520E1B	CSC - 4th Degree - Incapacitated Victim	2 ATTEMPTS
750.520E1G	CSC - 4th Degree - Incest	2 ATTEMPTS
750.520F	CSC - 2nd Offense	LIFE ATTEMPTS
750.520G	CSC - Assault with Intent to Commit CSC	10 ATTEMPTS
750.520G1	CSC - Assault with Intent to Commit Sexual Penetration	10 ATTEMPTS
750.520G2	CSC - Assault with intent to Commit CSC, 2nd Degree	5 ATTEMPTS
750.529	Robbery Armed	LIFE ATTEMPTS
750.529A	Car Jacking	LIFE ATTEMPTS
750.530	Robbery Unarmed	15 ATTEMPTS

TOTAL	0.5	1	1.5	2	2.5	3	3.5	4	4.5	5	10	15	20	25	>25	LIFE	AVG
31,490	137	826	1,164	2,228	1,008	2,133	631	1,634	303	2,545	7,036	2,857	2,157	1,209	1,424	4,198	9.6
30,822	127	748	1,075	2,039	932	2,069	577	1,627	302	2,534	7,008	2,845	2,141	1,202	1,422	4,174	9.7
668	10	78	89	189	76	64	54	7	1	11	28	12	16	7	2	24	3.3
10			1	2	2			1		1	3						4.0
7					2	1	1			2	1						4.0
1		1															1.0
785	8	18	19	69	34	93	22	67	6	122	283	32	8	1	2	1	5.8
17		3	2	3	5	2	1						1				3.1
899	6	42	41	97	54	116	28	90	14	121	264	14	10			2	4.7
102	1	7	17	34	16	17	9		1								2.1
482		6	14	33	11	35	12	54	3	73	213	23	3	1	1		6.2
23		2	3	8	4	3	1	1		1							2.3
56		4	8	9	2	4	1	6		4	15	2	1				4.6
4			1	2			1										2.2
40				2	1	4	2	3		6	21	1					6.5
3				1			2										2.7
31		6	21	1	1	1	1										1.4
85	3	19	53	3	3	1		1		1	1						1.4
17	1	4	9		2						1						1.6
6		1	5														1.3
4			4														1.3
11										2	7	1	1				9.7
25		1	2	3	1	2	2	1		3	7	3					5.4
2							1			1							4.0
381	1	8	29	73	24	65	13	48	3	49	62	2		2	2		3.9
5				3	1		1										2.3
85		7	10	20	12	10	19	3		1	2					1	2.5
4				3			1										2.1
4,497	3	37	51	161	130	286	107	283	89	468	1,404	578	378	149	174	199	9.9
41		4	3	5	2	3	1	3		2	9	4	1	1	2	1	7.9
408	1	7	10	34	23	39	16	32	13	60	121	38	8	2	2	2	6.2
12		3	2	4	1	1				1							2.0
1,200	3	36	58	163	65	178	42	139	19	164	267	37	20	2	3	4	4.8
21		3	1	4	4	3	2			1	2	1					3.2

NOTE: Be sure to check for related offense codes when examining a particular type of crime. They may or may not be in sequential order or even on the same page.

# C1c 2001 Total Prisoner Population by Minimum Term Distribution — Assaultive Offenses

Page Eight of Nine

C - 60

GRAND TOTALS		
	VIOLATIONS	
	ATTEMPTS	
	Max. Penalty	
750.531	Robbery, Bank/Safe/Vault	LIFE
	ATTEMPTS	
750.531-A	Bank Robbery	LIFE
	ATTEMPTS	
750.531-B	Safe Breaking	LIFE
	ATTEMPTS	
750.72	Burning Dwelling House	20
	ATTEMPTS	
750.72-A	Arson - Dwelling House	20
	ATTEMPTS	
750.72-B	Arson - Dwelling House Curtilage	20
	ATTEMPTS	
750.73	Arson - Real Property	10
	ATTEMPTS	
750.74	Arson - Personal Property	10
	ATTEMPTS	
750.74B	Arson - Personal Property Over \$50	4
	ATTEMPTS	
750.741C1	Arson - Real/Personal Property Betw \$1K & <\$20K	5
	ATTEMPTS	
750.741D1	Arson - Personal Property \$20K+	10
	ATTEMPTS	
750.75	Arson - Insured Property	10
	ATTEMPTS	
750.77	Arson - Preparing to Burn	10
	ATTEMPTS	
750.77-B	Arson - Prepare to Burn Real or Personal Prop >\$50	4
	ATTEMPTS	
750.771D1	Arson - Prepare to Burn Prop \$20K+	10
	ATTEMPTS	
750.81	Assault or Assault and Battery	MISD
	ATTEMPTS	
750.81A	Assault - Aggravated	1
	ATTEMPTS	
750.81A3	Domestic Violence - Aggravated 2nd Offense	2
	ATTEMPTS	
750.812	Domestic Violence	MISD
	ATTEMPTS	

TOTAL	0.5	1	1.5	2	2.5	3	3.5	4	4.5	5	10	15	20	25	>25	LIFE	AVG
31,490	137	826	1,164	2,228	1,008	2,133	631	1,634	303	2,545	7,036	2,857	2,157	1,209	1,424	4,198	9.6
30,822	127	748	1,075	2,039	932	2,069	577	1,627	302	2,534	7,008	2,845	2,141	1,202	1,422	4,174	9.7
668	10	78	89	189	76	64	54	7	1	11	28	12	16	7	2	24	3.3
111			1	2	3	7		9		7	24	22	19	9	4	4	12.6
2					1								1				10.4
215		4	8	13	7	19	3	26	4	30	60	25	11	2	3		7.3
1								1									4.0
67	1		1	6	3	9	3	12		5	17	4	3		2	1	6.6
3			1								2						7.0
71	1	3	2	5	3	4	2	9	2	12	16	9	2		1		6.6
2	1			1													1.2
148		3	12	21	8	21	1	9	5	18	40	8	1		1		5.0
6		2	1		1	1	1										2.0
12		1		2	1					3	5						5.0
1				1													2.0
86		6	11	11	4	17	2	7		11	14	1	1			1	3.8
4		2		1		1											1.6
1										1							5.0
6			1	2						1	2						3.7
12		2	5	5													1.6
1				1													1.9
2					1					1							3.7
5	3	1			1												0.9
8		1	5	1	1												1.5
5				2		1					2						4.5
1						1											3.0
3	3																0.3
3	1	2															0.7
1		1															0.8
4	1	1	2														1.1
5		1	4														1.2

NOTE: Be sure to check for related offense codes when examining a particular type of crime. They may or may not be in sequential order or even on the same page.

# C1c 2001 Total Prisoner Population by Minimum Term Distribution — Assaultive Offenses

Page Nine of Nine

C - 61

GRAND TOTALS		
	VIOLATIONS	
	ATTEMPTS	
	Max. Penalty	
750.814	Domestic Violence 2 3rd Offense ATTEMPTS	
750.82	Felonious Assault 4 ATTEMPTS	
750.822	Asslt W/Dangerous Weapon - 4 Weapon-Free School Zone ATTEMPTS	
750.83	Asslt W/Int to Commit Murder LIFE ATTEMPTS	
750.84	Asslt W/Int Gr Bod Hrm Less 10 Murder ATTEMPTS	
750.86	Assault W/Intent to Maim 10 ATTEMPTS	
750.87	Asslt W/Intent to Commit Felony 10 ATTEMPTS	
750.88	Asslt W/Intent to Rob & Steal 15 Unarmed ATTEMPTS	
750.89	Asslt W/Intent to Rob & Steal LIFE Armed ATTEMPTS	
750.90	Sexual Intercourse, Under Pretext 10 Medical Treatment ATTEMPTS	
750.91	Attempt to Murder LIFE ATTEMPTS	
752.191	Felonious Driving 2 ATTEMPTS	
752.541	Riot 10 ATTEMPTS	
752.542	Incite to Riot 10 ATTEMPTS	
752.861	Weapons - Firearms, Careless Use 2 Causing Injury/Death ATTEMPTS	

TOTAL	0.5	1	1.5	2	2.5	3	3.5	4	4.5	5	10	15	20	25	>25	LIFE	AVG
31,490	137	826	1,164	2,228	1,008	2,133	631	1,634	303	2,545	7,036	2,857	2,157	1,209	1,424	4,198	9.6
30,822	127	748	1,075	2,039	932	2,069	577	1,627	302	2,534	7,008	2,845	2,141	1,202	1,422	4,174	9.7
668	10	78	89	189	76	64	54	7	1	11	28	12	16	7	2	24	3.3
77	2	11	32	17	8	3		1			3						1.8
897	44	153	179	259	80	95	8	30	2	17	26	1	2			1	2.1
40	1	14	20	3							2						1.6
2			1	1													1.6
1,325	1	2	3	8	3	15	6	21	3	41	368	293	207	105	130	119	16.0
8					1						3	1	1	2			13.7
1,532	8	50	54	203	85	209	64	175	37	232	355	37	7	6	1	9	4.5
36			3	14	8	4	4	2		1							2.4
4					1						1	2					6.8
21		1		4		2		1	1	1	9	2					5.8
187	1	12	6	26	19	23	6	19		27	40	6			2		4.7
4				2			1			1							3.0
776		4	10	36	22	56	21	53	21	96	243	88	60	14	23	29	8.8
11			1	2	1	2					1	2	1			1	7.1
1				1													2.0
16							1	2			9					4	6.9
1												1					10.5
3		1						2									2.9
1		1															0.8
1							1										3.3
4	1	1	1								1						2.4

NOTES: Be sure to check for related offense codes when examining a particular type of crime. They may or may not be in sequential order or even on the same page.

Largest minimum term is reported.

Total Prisoner Population includes prisoners in institutions, camps, the SAI - Prison program, and Community Residential Programs.

When minimum terms exceed maximum penalties that may be due to anomalies in criminal justice practices, habitualized offenses, database errors, etc.

Each minimum term category is rounded up from the preceding category (for example the ten-year category includes all minimums longer than five years up to exactly ten years).

Minimum term averages are based on raw data (with life sentences excluded from the calculations).

Source: Corrections Management Information System (CMIS).

# C2 2001 Total Prisoner Population by Minimum Term Distribution — All Offenses: Female Totals Only

Page One of Nine

C - 62

GRAND TOTALS		
		5
		10
		5
		10
		5
		MISD
		MISD
		15
		5
		5
		5
		5
		15
		4
		2
		30
		20
		20
		7

TOTAL	.5	1	1.5	2	2.5	3	3.5	4	4.5	5	10	15	20	25	>25	LIFE	AVG
2,129	39	224	253	350	123	246	47	108	19	148	225	77	74	28	22	146	4.8
2,050	33	211	239	333	115	233	44	107	19	148	224	77	73	28	22	144	4.9
79	6	13	14	17	8	13	3	1			1		1			2	2.1
1				1													1.9
2			1		1												1.9
3			1	1			1										2.2
1				1													1.7
2						1	1										3.1
3		1		2													1.5
1						1											2.8
17				3	2	3		1	2	2	4						4.0
3		1	1	1													1.3
64		7	14	22	9	6	6										2.0
1			1	1													1.9
1																	1.5
1					1												2.3
1				1													2.0
1						1											2.7
1			1														1.5
6												1				5	12
21				1		1				5	4	3	7				11.8
31			1					3		12	15						6.7
172		52	32	37	8	16		8		14	5						2.2
5	1			2	1	1											1.9
1			1														1.5

NOTE: Be sure to check for related offense codes when examining a particular type of crime. They may or may not be in sequential order or even on the same page.



# C2 2001 Total Prisoner Population by Minimum Term Distribution — All Offenses: Female Totals Only

Page Two of Nine

C - 63

		GRAND TOTALS
		VIOLATIONS
		ATTEMPTS
		Max. Penalty
333.74012D2	Controlled Sub, Mfg, Del, Poss Marijuana 5 - <45 Kg	7 ATTEMPTS
333.74012D3	Controlled Sub, Mfg, Del, Poss, Marijuana <5 Kg	4 ATTEMPTS
333.74022E	Contr. Sub. - Mfg, Del, Poss Analogue	15 ATTEMPTS
333.74032A1	Controlled Sub - Poss 650g+ Narc. or Cocaine	LIFE ATTEMPTS
333.74032A2	Controlled Sub - Poss 225-649g Narc. or Cocaine	30 ATTEMPTS
333.74032A3	Controlled Sub - Poss 50-224g Narc. or Cocaine	20 ATTEMPTS
333.74032A4	Controlled Sub - Poss 25-49g Narc. or Cocaine	4 ATTEMPTS
333.74032A5	Controlled Sub - Poss Less 25g Narc. or Cocaine	4 ATTEMPTS
333.74032B-A	Controlled Sub - Possession/ Analogues	2 ATTEMPTS
333.74032D	Controlled Sub - Poss Marijuana	1 ATTEMPTS
333.7407A-A	Controlled Sub - Induce Person to Commit Felony	LIFE ATTEMPTS
333.74071C	Controlled Sub - Obtain by Fraud	4 ATTEMPTS
333.74101-B	Contr. Sub - Delivery to Minor (Sch 1-3 ex Marij/Cocaine)	14 ATTEMPTS
333.74132	Controlled Sub - Second Offense - Double Penalty	LIFE ATTEMPTS
400.601-B	Welfare Fraud - Over \$500	4 ATTEMPTS
400.602-B	Welfare Fraud - Fail to Inform \$500 or More	4 ATTEMPTS
750.110	Breaking & Entering	10 ATTEMPTS
750.110-A	Break & Enter - Unoccup. Bldg. w/Intent	10 ATTEMPTS
750.110A2	Home Invasion - 1st Degree	20 ATTEMPTS
750.110A3	Home Invasion - 2nd Degree	15 ATTEMPTS

TOTAL	.5	1	1.5	2	2.5	3	3.5	4	4.5	5	10	15	20	25	>25	LIFE	AVG
2,129	39	224	253	350	123	246	47	108	19	148	225	77	74	28	22	146	4.8
2,050	33	211	239	333	115	233	44	107	19	148	224	77	73	28	22	144	4.9
79	6	13	14	17	8	13	3	1			1		1			2	2.1
1			1														1.1
6		1	2	2		1											1.7
1										1							5.0
2													1			1	20.0
2								1			1						7.0
2										1	1						6.2
4	1		1	1							1						2.4
75	6	21	14	18	8	6		2									1.6
5	2	1	1	1													0.9
1			1														1.3
2			2														1.2
1						1											2.7
3			2		1												1.7
1						1											3.0
1		1															1.0
1		1															1.0
3	2				1												0.9
12	1		4			3	1			3							2.7
1					1												2.5
1	1																0.2
24	1		2	5	1	4			2	3	6						4.0
2				1	1												2.2
36	1	2	5	8	4	7	1	4		2	2						2.7
2				1			1										2.5

NOTE: Be sure to check for related offense codes when examining a particular type of crime. They may or may not be in sequential order or even on the same page.

# C2 2001 Total Prisoner Population by Minimum Term Distribution — All Offenses: Female Totals Only

Page Three of Nine

C - 64

		GRAND TOTALS
		VIOLATIONS
		ATTEMPTS
		Max. Penalty
750.110A4	Home Invasion - 3rd Degree	5
		ATTEMPTS
750.131A	Checks w/o Account or w/o Suff Funds	2
		ATTEMPTS
750.131A1	Check - No Account	2
		ATTEMPTS
750.131A2	Check - 3 Non-Sufficient Funds Within 10 Days	2
		ATTEMPTS
750.1313C	Check - Non-Sufficient Funds - \$500 or More	2
		ATTEMPTS
750.136B2	Child Abuse, 1st Degree	15
		ATTEMPTS
750.136B3	Child Abuse, 2nd Degree	4
		ATTEMPTS
750.136B4	Child Abuse, 3rd Degree	2
		ATTEMPTS
750.145C2	Child Sexually Abusive Activity	20
		ATTEMPTS
750.157A	Conspiracy	5
		ATTEMPTS
750.157B2	Solicit to Murder	LIFE
		ATTEMPTS
750.157N1	Financial Transaction Device - Steal/Retain w/o Consent	4
		ATTEMPTS
750.157N2	Financial Transaction Device - Poss Fraudulent One	4
		ATTEMPTS
750.157P	Financial Transaction Device - Poss w/Intent to Use/Sell	4
		ATTEMPTS
750.157Q	Financial Transaction Device - Illegal Sale/Use	4
		ATTEMPTS
750.157R	Financial Transaction Device - Forge/Alter/Counterfeiting	4
		ATTEMPTS
750.158	Sodomy	15
		ATTEMPTS
750.174	Embezzle - Agt, Serv, Emp, Trustee	10
		ATTEMPTS
750.174-B	Embezzlement - Agent or Trustee Over \$100	10
		ATTEMPTS
750.1744A	Embezzlement - Agent or Trustee Betw \$1K and <\$20K	5
		ATTEMPTS

TOTAL	.5	1	1.5	2	2.5	3	3.5	4	4.5	5	10	15	20	25	>25	LIFE	AVG
2,129	39	224	253	350	123	246	47	108	19	148	225	77	74	28	22	146	4.8
2,050	33	211	239	333	115	233	44	107	19	148	224	77	73	28	22	144	4.9
79	6	13	14	17	8	13	3	1			1		1			2	2.1
2		1	1														1.1
1			1														1.3
6		1	2	2		1											1.6
4		2	2														1.1
2		1	1														1.0
14			2	1		1	1			1	7	1					6.5
2				1			1										2.6
3			1	2													1.8
1						1											2.7
2				1							1						4.2
1																1	
3						1				1					1		12.6
13		3	6	2	1			1									1.7
1			1														1.3
1			1														1.3
2				1							1						3.6
5		2	1			1				1							2.2
1		1															1.0
1				1													2.0
1										1							5.0
10				3		1		2	1	3							3.6
3				1	2												2.3
5			1	3		1											2.1

NOTE: Be sure to check for related offense codes when examining a particular type of crime. They may or may not be in sequential order or even on the same page.

# C2 2001 Total Prisoner Population by Minimum Term Distribution — All Offenses: Female Totals Only

Page Four of Nine

C - 65

		GRAND TOTALS
		VIOLATIONS
		ATTEMPTS
		Max. Penalty
750.1745A	Embezzlement - Agent or Trustee \$20K or More	10 ATTEMPTS
750.193	Break, Escape or Attempt to Break, Escape Prison	5 ATTEMPTS
750.1952	Escape - From Felony Jail Sentence	4 ATTEMPTS
750.197C	Assault Employee and/or Jail Through Violence	4 ATTEMPTS
750.197CA	Assault Prison Employee	4 ATTEMPTS
750.1971	Escape Awaiting Trial For Misdemeanor	2 ATTEMPTS
750.1972	Escape - Awaiting Trial for Felony	4 ATTEMPTS
750.199A	Absconding or Forfeiting Bond	4 ATTEMPTS
750.213	Extortion	20 ATTEMPTS
750.218	False Pretenses w/Int to Defraud	10 ATTEMPTS
750.218-B	False Pretenses - Over \$100	10 ATTEMPTS
750.2184A	False Pretenses - \$1,000 or More, Less Than \$20,000	5 ATTEMPTS
750.2185A	False Pretenses - \$20K or More	10 ATTEMPTS
750.219A2C1	Telephone - Avoid Payment Betw \$1K & <\$20K	5 ATTEMPTS
750.224D2	Weapon, Chemical Type	2 ATTEMPTS
750.224F	Weapon-Firearm, Poss by Felon	5 ATTEMPTS
750.226	Carry Weapon W/Unlawful Intent	5 ATTEMPTS
750.227	Carrying Concealed Weapons	5 ATTEMPTS
750.227B	Felony Firearm	10 ATTEMPTS
750.227B-A	Weapons - Felony Firearm	2 ATTEMPTS

TOTAL	.5	1	1.5	2	2.5	3	3.5	4	4.5	5	10	15	20	25	>25	LIFE	AVG
2,129	39	224	253	350	123	246	47	108	19	148	225	77	74	28	22	146	4.8
2,050	33	211	239	333	115	233	44	107	19	148	224	77	73	28	22	144	4.9
79	6	13	14	17	8	13	3	1			1		1			2	2.1
4				3		1											2.2
18	4	7	2	4		1											1.2
3			3														1.3
5	1	1	1	1	1												1.4
1	1																0.2
1			1														1.1
1	1																0.5
2		1				1											1.8
2					1	1											2.6
1		1															1.0
1								1									4.0
1								1									4.0
1							1										3.0
10			1	1	1		1	2		3	1						3.8
5				3	1	1											2.2
1				1													2.0
2		2															0.9
2		1	1														1.2
5	1	1	1		1					1							2.0
2			2														1.3
7		3	1	2			1										1.6
1			1														1.5
4				4													2.0
9				9													2.0

NOTE: Be sure to check for related offense codes when examining a particular type of crime. They may or may not be in sequential order or even on the same page.

# C2 2001 Total Prisoner Population by Minimum Term Distribution — All Offenses: Female Totals Only

Page Five of Nine

C - 66

		GRAND TOTALS	
		VIOLATIONS	
		ATTEMPTS	
		Max. Penalty	
750.234B	Firearm, Discharge In/At Dwelling	4	
	ATTEMPTS		
750.248	Forgery of Records, Other	14	
	Instruments	ATTEMPTS	
750.248A	Financial Transaction Device -	4	
	Utter & Publish	ATTEMPTS	
750.249	Uttering & Publishing	14	
	ATTEMPTS		
750.251	Forgery of Bank Bills/Promisory	7	
	Notes	ATTEMPTS	
750.254	Forged Bills, Notes, Possession w/Int	5	
	to Utter & Publish	ATTEMPTS	
750.280	Gross Frauds & Cheats at	10	
	Common Law	ATTEMPTS	
750.316	First Degree Murder	LIFE	
	ATTEMPTS		
750.316-A	Murder - 1st Degree -	LIFE	
	Premeditated	ATTEMPTS	
750.316-B	Murder - Felony	LIFE	
	ATTEMPTS		
750.316-C	Murder - Open - Statutory	LIFE	
	Short Form	ATTEMPTS	
750.317	Second Degree Murder	LIFE	
	ATTEMPTS		
750.321	Manslaughter	15	
	ATTEMPTS		
750.321-A	Manslaughter - Statutory Short	15	
	Form	ATTEMPTS	
750.321-C	Manslaughter - Involuntary	15	
	ATTEMPTS		
750.321-E	Manslaughter with Motor Vehicle	15	
	ATTEMPTS		
750.329	Death, Firearm without Malice	15	
	ATTEMPTS		
750.349	Kidnapping	LIFE	
	ATTEMPTS		
750.349A	Prisoner Taking a Hostage	LIFE	
	ATTEMPTS		
750.350	Kidnapping - Child Enticement	LIFE	
	ATTEMPTS		

TOTAL	.5	1	1.5	2	2.5	3	3.5	4	4.5	5	10	15	20	25	>25	LIFE	AVG
2,129	39	224	253	350	123	246	47	108	19	148	225	77	74	28	22	146	4.8
2,050	33	211	239	333	115	233	44	107	19	148	224	77	73	28	22	144	4.9
79	6	13	14	17	8	13	3	1			1		1			2	2.1
1		1															1.0
36		3	7	12	1	4	1	1		1	6						2.9
1				1													2.0
1					1												2.4
1				1													1.7
157	3	7	37	38	14	19	5	14	1	10	9						2.6
17	2	3	2	5	2	2	1										1.7
1								1									4.0
1		1															1.0
1		1															1.0
59												1				58	15
1																1	
25						1							1			23	11.4
1						1											3.0
16																16	
9										1			1	1		6	15.8
192						2		2		5	32	42	42	23	18	26	18.1
1												1					20.0
23		2		1	1	2		3		5	8	1					5.8
33			1	1	1	6	1	4		9	9	1					5.0
24		1	1	3	1			2	2	2	5	6		1			4.9
4						2					2						5.1
4								1		1	2						6.0
7		1	1								1		1		1	2	13.9
1					1												2.5
1												1					14.5
2								1		1							4.2

NOTE: Be sure to check for related offense codes when examining a particular type of crime. They may or may not be in sequential order or even on the same page.

# C2 2001 Total Prisoner Population by Minimum Term Distribution — All Offenses: Female Totals Only

Page Six of Nine

C - 67

		GRAND TOTALS
		VIOLATIONS
		ATTEMPTS
		Max. Penalty
750.356	Larceny	10
		ATTEMPTS
750.356-A	Larceny - Over \$100	5
		ATTEMPTS
750.356A-B	Breaking and Entering - A Vehicle Steal Prop. Over \$5	5
		ATTEMPTS
750.356C	Retail Fraud - 1st Degree	5
		ATTEMPTS
750.356D	Retail Fraud - 2nd Degree	1
		ATTEMPTS
750.3563B	Larceny - \$200 Or More But Less Than \$1,000 - 2nd Offense	5
		ATTEMPTS
750.357	Larceny from Person	10
		ATTEMPTS
750.360	Larceny in Building	4
		ATTEMPTS
750.362-A	Larceny - By Conversion Over \$100	5
		ATTEMPTS
750.362AA	Failure to Return Rented Property Over \$100	2
		ATTEMPTS
750.362A3A	Failure to Return Rented Property Betw \$1K & <\$20K	5
		ATTEMPTS
750.377A	Malicious Destruction of Personal Property	10
		ATTEMPTS
750.377AA	Malicious Destruction of Personal Property Over \$100	4
		ATTEMPTS
750.377A1B1	Mal Destr. of Personal Property Betw \$1K & <\$20K	5
		ATTEMPTS
750.377B	Mal Destr. Police or Fire Dept Property	4
		ATTEMPTS
750.411A1B	False Report of a Felony	4
		ATTEMPTS
750.411A3A	False Report/Threat - Bomb, Harmful Materials	4
		ATTEMPTS
750.411I	Stalking, Aggravated	5
		ATTEMPTS
750.413	Unlawfully Driving Away an Automobile	5
		ATTEMPTS
750.414	Unlawful Use Auto w/o Intent to Steal	2
		ATTEMPTS

TOTAL	.5	1	1.5	2	2.5	3	3.5	4	4.5	5	10	15	20	25	>25	LIFE	AVG
2,129	39	224	253	350	123	246	47	108	19	148	225	77	74	28	22	146	4.8
2,050	33	211	239	333	115	233	44	107	19	148	224	77	73	28	22	144	4.9
79	6	13	14	17	8	13	3	1			1		1			2	2.1
1						1											3.0
6		3	1		1	1											1.6
1			1														1.5
114	6	29	29	30	5	12	1				2						1.7
2		1		1													1.4
1			1														1.5
1						1											3.0
38		2	4	8	4	11		7		2							2.7
4						3		1									3.2
25	1	3	6	4	5	4		1		1							2.0
3		2	1														1.0
1			1														1.1
1		1															1.0
1						1											3.0
1		1															1.0
2	2																0.3
2			2														1.5
1			1														1.4
2			1			1											2.2
1				1													1.7
3					1	2											2.8
1	1																0.2
13		3	2	4		2	2										2.0
4	1		3														1.0

NOTE: Be sure to check for related offense codes when examining a particular type of crime. They may or may not be in sequential order or even on the same page.

# C2 2001 Total Prisoner Population by Minimum Term Distribution — All Offenses: Female Totals Only

Page Seven of Nine

C - 68

		GRAND TOTALS
		VIOLATIONS
		ATTEMPTS
		Max. Penalty
750.422	Perjury, Court Proceeding	15
		ATTEMPTS
750.451	Prostitution	2
		ATTEMPTS
750.451-B	Prostitution - 3rd Offense	2
		ATTEMPTS
750.455	Prostitution/Pandering	20
		ATTEMPTS
750.479-B	Police Officer - Resist & Obstruct	2
		ATTEMPTS
750.479A3	Police Officer - Fleeing	5
		ATTEMPTS
750.479A5	Police Officer - Fleeing (Penal Code) Death Resulting	15
		ATTEMPTS
750.505-A	Obstruction of Justice	5
		ATTEMPTS
750.505-B	Accessory After the Fact to Felony	5
		ATTEMPTS
750.520	Criminal Sexual Conduct (CSC)	LIFE
		ATTEMPTS
750.520B	CSC - 1st Degree Multiple Variables	LIFE
		ATTEMPTS
750.520B1A	CSC - 1st Degree - Person Under 13	LIFE
		ATTEMPTS
750.520B1B	CSC - 1st Degree - Relationship	LIFE
		ATTEMPTS
750.520B1D	CSC - 1st Degree - Accomplices	LIFE
		ATTEMPTS
750.520C	CSC, 2nd Degree Multiple Variables	15
		ATTEMPTS
750.520C1A	CSC - 2nd Degree - Person Under 13	15
		ATTEMPTS
750.520C1B	CSC - 2nd Degree - Relationship	15
		ATTEMPTS
750.520C1C	CSC - 2nd Degree - During Felony	15
		ATTEMPTS
750.520D	CSC, 3rd Degree Multiple Variables	15
		ATTEMPTS
750.520D1A	CSC - 3rd Degree - Person 13 Through 15	15
		ATTEMPTS

TOTAL	.5	1	1.5	2	2.5	3	3.5	4	4.5	5	10	15	20	25	>25	LIFE	AVG
2,129	39	224	253	350	123	246	47	108	19	148	225	77	74	28	22	146	4.8
2,050	33	211	239	333	115	233	44	107	19	148	224	77	73	28	22	144	4.9
79	6	13	14	17	8	13	3	1			1		1			2	2.1
2										1	1						6.0
1		1															0.8
7		3	4														1.1
1						1											3.0
9	1	2	2	3		1											1.5
7		1	2	3	1												1.7
1						1											3.0
1				1													2.0
5					1	2	1			1							3.2
1			1														1.1
1											1						5.9
18											3	1	7	3	1	3	19.2
1											1						6.0
20						1				2	10	2	3	2			11.7
1																	2.5
2				1							1						5.0
6								1	1		3	1					8.2
5				1		2		1			1						4.0
21			1	4	1	3	1	1		7	2		1				4.9
6				1		3		2									3.1
1						1											3.0
7		1				1	1	1		1	2						4.6
1					1												2.5
17	1	1	2	2		4	1	1		1	4						3.3
2		1		1													1.5

NOTE: Be sure to check for related offense codes when examining a particular type of crime. They may or may not be in sequential order or even on the same page.

# C2 2001 Total Prisoner Population by Minimum Term Distribution — All Offenses: Female Totals Only

Page Eight of Nine

C - 69

		GRAND TOTALS
		VIOLATIONS
		ATTEMPTS
		Max. Penalty
750.520D1D	CSC - 3rd Degree - Incest	15 ATTEMPTS
750.520G1	CSC - Assault with Intent to Commit Sexual Penetration	10 ATTEMPTS
750.529	Robbery Armed	LIFE ATTEMPTS
750.529A	Car Jacking	LIFE ATTEMPTS
750.530	Robbery Unarmed	15 ATTEMPTS
750.531	Robbery, Bank/Safe/Vault	LIFE ATTEMPTS
750.531-A	Bank Robbery	LIFE ATTEMPTS
750.531-B	Safe Breaking	LIFE ATTEMPTS
750.535	Stolen Property - Receiving and Concealing	10 ATTEMPTS
750.535-A	Stolen Property - Receiving & Concealing Over \$100	5 ATTEMPTS
750.5352A	Stolen Property - Rec & Conc \$20K+	10 ATTEMPTS
750.5353A	Stolen Property - Rec & Conc Betw \$1K & <\$20K	5 ATTEMPTS
750.72	Burning Dwelling House	20 ATTEMPTS
750.72-A	Arson - Dwelling House	20 ATTEMPTS
750.73	Arson - Real Property	10 ATTEMPTS
750.741C1	Arson - Real/Personal Property Betw \$1K & <\$20K	5 ATTEMPTS
750.77	Arson - Preparing to Burn	10 ATTEMPTS
750.77-B	Arson - Prepare to Burn Real or Personal Prop >\$50	4 ATTEMPTS
750.771D1	Arson - Prepare to Burn Prop \$20K+	10 ATTEMPTS
750.814	Domestic Violence 3rd Offense	2 ATTEMPTS

TOTAL	.5	1	1.5	2	2.5	3	3.5	4	4.5	5	10	15	20	25	>25	LIFE	AVG
2,129	39	224	253	350	123	246	47	108	19	148	225	77	74	28	22	146	4.8
2,050	33	211	239	333	115	233	44	107	19	148	224	77	73	28	22	144	4.9
79	6	13	14	17	8	13	3	1			1		1			2	2.1
1											1						7.2
2			2														1.5
109				3	10	6	8	10	5	14	36	8	3			6	6.5
16			2	1	3	5		3	1	1							3.0
1		1															1.0
51	1	2	3	10	4	10	1	5		7	8						3.6
1														1			25
4				1				2	1								3.6
1				1													1.6
1																	1.2
17		4	2	8		1	1			1							1.9
1				1													2.0
8	2	1	2	1	1			1									1.6
1		1															1.0
5		1						1		1	1	1					6.2
21			2	4	3	6			2	1	2	1					3.6
2					1	1											2.7
5			1	1		1					1	1					3.5
1				1													2.0
1	1																0.5
1			1														1.5
1											1						6.0
2			1	1													1.6

NOTE: Be sure to check for related offense codes when examining a particular type of crime. They may or may not be in sequential order or even on the same page.

# C2 2001 Total Prisoner Population by Minimum Term Distribution — All Offenses: Female Totals Only

Page Nine of Nine

C - 70

		GRAND TOTALS
		VIOLATIONS
		ATTEMPTS
		Max. Penalty
750.82	Felonious Assault	4
	ATTEMPTS	
750.83	Asslt W/Int to Commit Murder	LIFE
	ATTEMPTS	
750.84	Asslt W/Int Gr Bod Hrm Less	10
	Murder	ATTEMPTS
750.88	Asslt W/Intent to Rob & Steal	15
	Unarmed	ATTEMPTS
750.89	Asslt W/Intent to Rob & Steal	LIFE
	Armed	ATTEMPTS
750.91	Attempt to Murder	LIFE
	ATTEMPTS	
769.11	Habitual Offender	LIFE
	Third Felony	ATTEMPTS
769.12	Habitual Offender	LIFE
	Fourth Felony	ATTEMPTS
800.2811	Prisons - Furnish Contraband to	5
	Prisoner in Prison	ATTEMPTS
800.2813	Prisons - Bringing Contraband Into	5
	ATTEMPTS	
800.2814	Prisons - Prisoner Possessing	5
	Contraband	ATTEMPTS

TOTAL	.5	1	1.5	2	2.5	3	3.5	4	4.5	5	10	15	20	25	>25	LIFE	AVG
2,129	39	224	253	350	123	246	47	108	19	148	225	77	74	28	22	146	4.8
2,050	33	211	239	333	115	233	44	107	19	148	224	77	73	28	22	144	4.9
79	6	13	14	17	8	13	3	1			1		1			2	2.1
61	5	12	17	16	4	4				2	1						1.7
7	1	2	4														1.0
30			1	1			1	1		2	10	9	2	2	1		11.3
57	1	3	3	17	3	11	2	2	2	10	3						3.0
4			1	2			1										2.2
8		1	1	2		1		2			1						3.1
18				1	3	2			2	2	4	3		1			6.9
5								1			4						6.9
1			1														1.5
1				1													2.0
1			1														1.3
1								1									4.0
1								1									4.0

**NOTES:** Be sure to check for related offense codes when examining a particular type of crime. They may or may not be in sequential order or even on the same page.

Total Prisoner Population includes prisoners in institutions, camps, the SAI - Prison program and Community Residential Programs.

Largest minimum term is reported.

When minimum terms exceed maximum penalties, that may be due to anomalies in criminal justice practices, habitualized offenses, database errors, etc.

Each minimum term category is rounded up from the preceding category (for example, the ten-year category includes all minimums longer than five years up to exactly ten years). Minimum term averages are based on raw data (with life sentences excluded from the calculations).

SOURCE: Corrections Management Information System (CMIS).



# C3a Age Breakdown of Total Prisoner Population by Location as of December 2001

Page One of Three

C - 71

INSTITUTION	< 20	20-24	25-29	30-34	35-39	40-44	45-49	50-54	55-59	60-64	65-69	70-74	75-79	80+	MED AGE	AVG AGE	COUNT
Alger Max Corr Fac		119	123	107	83	60	19	14	5	2					30	32.0	532
Percentages		22.4	23.1	20.1	15.6	11.3	3.6	2.6	0.9	0.4							
Baraga Max Corr Fac	17	155	189	159	135	92	50	17	8	7	1				31	32.5	830
Percentages	2.0	18.7	22.8	19.2	16.3	11.1	6.0	2.0	1.0	0.8	0.1						
Bellamy Creek Corr Fac	93	523	286	156	119	82	52	27	6	2	1	1			25	28.2	1,348
Percentages	6.9	38.8	21.2	11.6	8.8	6.1	3.9	2.0	0.4	0.1	0.1	0.1					
Boyer Road Corr Fac	16	103	143	167	177	143	113	61	18	7	4	6			36	36.4	958
Percentages	1.7	10.8	14.9	17.4	18.5	14.9	11.8	6.4	1.9	0.7	0.4	0.6					
Carson City Corr Fac	27	193	219	221	177	159	125	52	29	22	5	1	3	1	33	35.0	1,234
Percentages	2.2	15.6	17.7	17.9	14.3	12.9	10.1	4.2	2.4	1.8	0.4	0.1	0.2	0.1			
Charles E. Egeler Corr Fac	9	93	111	136	155	113	67	42	5	9	3	4	5		35	36.0	752
Percentages	1.2	12.4	14.8	18.1	20.6	15.0	8.9	5.6	0.7	1.2	0.4	0.5	0.7				
Chippewa Corr Facility	11	297	227	213	167	149	63	29	18	3	3		1		31	32.2	1,181
Percentages	0.9	25.1	19.2	18.0	14.1	12.6	5.3	2.5	1.5	0.3	0.3		0.1				
Cooper St. Corr Facility	13	134	194	210	239	248	138	68	44	17	13	6	4		37	37.3	1,328
Percentages	1.0	10.1	14.6	15.8	18.0	18.7	10.4	5.1	3.3	1.3	1.0	0.5	0.3				
Deerfield Corr Fac	27	145	134	127	126	153	99	69	34	21	11	3	3	3	37	37.0	955
Percentages	2.8	15.2	14.0	13.3	13.2	16.0	10.4	7.2	3.6	2.2	1.2	0.3	0.3	0.3			
Earnest C. Brooks Corr	7	174	190	220	225	154	134	74	30	13	5	5			35	35.9	1,231
Percentages	0.6	14.1	15.4	17.9	18.3	12.5	10.9	6.0	2.4	1.1	0.4	0.4					
Female Camps	4	81	80	93	79	51	24	14	2	2					32	32.8	430
Percentages	0.9	18.8	18.6	21.6	18.4	11.9	5.6	3.3	0.5	0.5							
Female Elec. Monitoring	1	9	30	30	37	39	21	7	1	1					37	36.7	176
Percentages	0.6	5.1	17.0	17.0	21.0	22.2	11.9	4.0	0.6	0.6							
Female Residential Ctrs		5	4	6	5	5	7	1							37	36.1	33
Percentages		15.2	12.1	18.2	15.2	15.2	21.2	3.0									
Florence Crane Corr Fac	5	106	118	129	190	162	102	67	37	15	13	4	8	1	38	38.4	957
Percentages	0.5	11.1	12.3	13.5	19.9	16.9	10.7	7.0	3.9	1.6	1.4	0.4	0.8	0.1			
G. Robert Cotton Corr	9	210	187	244	268	252	198	130	76	36	23	16	7	4	38	38.7	1,660
Percentages	0.5	12.7	11.3	14.7	16.1	15.2	11.9	7.8	4.6	2.2	1.4	1.0	0.4	0.2			
Gus Harrison Corr Fac	5	86	128	182	217	227	142	93	37	21	9	2		1	38	38.8	1,150
Percentages	0.4	7.5	11.1	15.8	18.9	19.7	12.3	8.1	3.2	1.8	0.8	0.2		0.1			
Hiawatha Corr Fac	2	78	139	186	167	154	109	65	27	14	7		3		37	37.7	951
Percentages	0.2	8.2	14.6	19.6	17.6	16.2	11.5	6.8	2.8	1.5	0.7		0.3				
Huron Valley Female Ctr.		1	6	2	5	4	1	4	2						38	38.8	25
Percentages		4.0	24.0	8.0	20.0	16.0	4.0	16.0	8.0								
Huron Valley Male Ctr.	3	20	24	30	21	41	34	15	12	8	6	2	2		41	40.7	218
Percentages	1.4	9.2	11.0	13.8	9.6	18.8	15.6	6.9	5.5	3.7	2.8	0.9	0.9				
Huron Valley Men's Corr	4	60	79	77	100	61	46	30	6	6	4	5	2	1	36	36.5	481
Percentages	0.8	12.5	16.4	16.0	20.8	12.7	9.6	6.2	1.2	1.2	0.8	1.0	0.4	0.2			
Ionia Max Corr Fac		62	118	96	107	80	49	29	10	9	1				35	35.6	561
Percentages		11.1	21.0	17.1	19.1	14.3	8.7	5.2	1.8	1.6	0.2						
Kinross Corr Fac		93	154	237	219	199	152	85	45	19	10	2	2		37	38.2	1,217
Percentages		7.6	12.7	19.5	18.0	16.4	12.5	7.0	3.7	1.6	0.8	0.2	0.2				

# C3a Age Breakdown of Total Prisoner Population by Location as of December 2001

Page Two of Three

INSTITUTION	< 20	20-24	25-29	30-34	35-39	40-44	45-49	50-54	55-59	60-64	65-69	70-74	75-79	80+	MED AGE	AVG AGE	COUNT
Lakeland Corr Fac	4	65	128	206	195	190	133	99	57	46	32	21	16	6	40	41.5	1,198
Percentages	0.3	5.4	10.7	17.2	16.3	15.9	11.1	8.3	4.8	3.8	2.7	1.8	1.3	0.5			
Macomb Corr Fac	6	86	154	250	218	202	153	78	37	18	10	1	1		37	37.9	1,214
Percentages	0.5	7.1	12.7	20.6	18.0	16.6	12.6	6.4	3.0	1.5	0.8	0.1	0.1				
Male Camps	35	394	477	514	358	281	163	58	27	2		2			32	32.9	2,311
Percentages	1.5	17.0	20.6	22.2	15.5	12.2	7.1	2.5	1.2	0.1		0.1					
Male Elec. Monitoring	10	193	152	175	146	121	66	35	9	4	1				32	33.3	912
Percentages	1.1	21.2	16.7	19.2	16.0	13.3	7.2	3.8	1.0	0.4	0.1						
Male Residential Ctrs	10	61	63	68	71	52	42	17	4	6	2				34	34.8	396
Percentages	2.5	15.4	15.9	17.2	17.9	13.1	10.6	4.3	1.0	1.5	0.5						
Marquette Branch Prison	4	162	191	180	187	149	114	64	35	19	10	3	2		35	36.3	1,120
Percentages	0.4	14.5	17.1	16.1	16.7	13.3	10.2	5.7	3.1	1.7	0.9	0.3	0.2				
Michigan Youth Corr	448														18	18.2	448
Percentages	100.0																
Mid-Mich Corr Fac	9	108	143	138	158	177	106	61	30	15	3	1	1	1	37	37.2	951
Percentages	0.9	11.4	15.0	14.5	16.6	18.6	11.1	6.4	3.2	1.6	0.3	0.1	0.1	0.1			
Mound Corr Fac		97	181	233	192	142	117	55	19	10	3	2		1	35	36.2	1,052
Percentages		9.2	17.2	22.1	18.3	13.5	11.1	5.2	1.8	1.0	0.3	0.2		0.1			
Muskegon Corr Fac	3	185	265	207	208	168	112	87	40	8	5	2	2	1	34	35.6	1,293
Percentages	0.2	14.3	20.5	16.0	16.1	13.0	8.7	6.7	3.1	0.6	0.4	0.2	0.2	0.1			
Newberry Corr Fac	12	172	177	175	153	124	78	26	17	3	1				33	33.6	938
Percentages	1.3	18.3	18.9	18.7	16.3	13.2	8.3	2.8	1.8	0.3	0.1						
Oaks Corr Fac	9	111	176	130	124	104	50	33	11	5		1			33	33.9	754
Percentages	1.2	14.7	23.3	17.2	16.4	13.8	6.6	4.4	1.5	0.7		0.1					
Ojibway Corr Fac	7	163	180	197	169	131	77	20	8	5					33	33.5	957
Percentages	0.7	17.0	18.8	20.6	17.7	13.7	8.0	2.1	0.8	0.5							
Parnall Corr Fac	4	55	85	132	173	199	161	114	58	51	17	20	8	3	41.5	42.5	1,080
Percentages	0.4	5.1	7.9	12.2	16.0	18.4	14.9	10.6	5.4	4.7	1.6	1.9	0.7	0.3			
Parr Highway Corr Fac	5	70	111	171	187	157	120	61	30	18	13	5	3	1	38	38.8	952
Percentages	0.5	7.4	11.7	18.0	19.6	16.5	12.6	6.4	3.2	1.9	1.4	0.5	0.3	0.1			
Pine River Corr Fac	12	104	159	165	182	140	83	55	34	11	3	2	1		35	36.3	951
Percentages	1.3	10.9	16.7	17.4	19.1	14.7	8.7	5.8	3.6	1.2	0.3	0.2	0.1				
Pugsley Corr Fac	6	85	159	179	187	143	103	45	19	13	5	2	2		36	36.5	948
Percentages	0.6	9.0	16.8	18.9	19.7	15.1	10.9	4.7	2.0	1.4	0.5	0.2	0.2				
Rich. A. Handlon MTU	104	835	318	30	6	10	3	3	3						23	23.3	1,312
Percentages	7.9	63.6	24.2	2.3	0.5	0.8	0.2	0.2	0.2								
Riverside Corr Fac	20	129	126	110	133	127	86	52	14	8	4	2			35	35.6	811
Percentages	2.5	15.9	15.5	13.6	16.4	15.7	10.6	6.4	1.7	1.0	0.5	0.2					
Riverside Reception Ctr	121	80													19	19.2	201
Percentages	60.2	39.8															
Robert Scott Corr Fac	20	86	126	144	150	132	96	42	14	13	5		1	3	36	36.4	832
Percentages	2.4	10.3	15.1	17.3	18.0	15.9	11.5	5.0	1.7	1.6	0.6		0.1	0.4			
Ryan Corr Fac	3	72	155	214	211	170	109	64	34	12	5	3	5		37	37.6	1,057
Percentages	0.3	6.8	14.7	20.2	20.0	16.1	10.3	6.1	3.2	1.1	0.5	0.3	0.5				

C - 72

# C3a Age Breakdown of Total Prisoner Population by Location as of December 2001

Page Three of Three

INSTITUTION	< 20	20-24	25-29	30-34	35-39	40-44	45-49	50-54	55-59	60-64	65-69	70-74	75-79	80+	MED AGE	AVG AGE	COUNT
Saginaw Corr Fac	2	137	213	256	223	157	123	59	34	16	3	3	1		35	36.0	1,227
Percentages	0.2	11.2	17.4	20.9	18.2	12.8	10.0	4.8	2.8	1.3	0.2	0.2	0.1				
Southern MI Corr Fac	8	128	143	204	209	163	149	111	52	32	12	7	6	2	38	38.9	1,226
Percentages	0.7	10.4	11.7	16.6	17.0	13.3	12.2	9.1	4.2	2.6	1.0	0.6	0.5	0.2			
SPSM - Central Complex	1	17	18	21	12	14	13	7	2	2					34	35.4	107
Percentages	0.9	15.9	16.8	19.6	11.2	13.1	12.1	6.5	1.9	1.9							
SPSM Reception & Guid		131	104	107	97	65	54	21	7	5	1				32	33.6	592
Percentages		22.1	17.6	18.1	16.4	11.0	9.1	3.5	1.2	0.8	0.2						
St. Louis Corr Fac	20	281	263	226	170	107	74	34	15	7	1	2	1		30	31.9	1,201
Percentages	1.7	23.4	21.9	18.8	14.2	8.9	6.2	2.8	1.2	0.6	0.1	0.2	0.1				
Standish Max Corr Fac	4	90	101	93	85	63	38	13	10	1	2				32	33.5	500
Percentages	0.8	18.0	20.2	18.6	17.0	12.6	7.6	2.6	2.0	0.2	0.4						
Straits Corr Facility	9	104	154	162	157	173	112	45	23	16	3	1			36	36.5	959
Percentages	0.9	10.8	16.1	16.9	16.4	18.0	11.7	4.7	2.4	1.7	0.3	0.1					
Thumb Corr Fac	21	197	181	197	200	164	104	60	41	10	4	1			34	35.1	1,180
Percentages	1.8	16.7	15.3	16.7	16.9	13.9	8.8	5.1	3.5	0.8	0.3	0.1					
West Shoreline Corr Fac	15	110	117	132	142	158	115	76	46	20	13	8	3	1	38	38.6	956
Percentages	1.6	11.5	12.2	13.8	14.9	16.5	12.0	7.9	4.8	2.1	1.4	0.8	0.3	0.1			
Western Wayne Corr	9	67	99	160	189	118	65	34	17	8		1	1		36	36.2	768
Percentages	1.2	8.7	12.9	20.8	24.6	15.4	8.5	4.4	2.2	1.0		0.1	0.1				
Total	1,194	7,322	7,802	8,204	7,910	6,729	4,564	2,522	1,199	618	277	147	94	30	34	35.4	48,849*
	2.5	15.1	16.0	16.9	16.3	13.8	9.4	5.2	2.5	1.3	0.6	0.3	0.2	0.1f			

SOURCE: Corrections Management Information System (CMIS).

\*Total unreported = 237 (excluded from % calculations).

# C3b Age Breakdown of White Prisoner Population by Location as of December 2001

Page One of Three

C - 74

INSTITUTION	< 20	20-24	25-29	30-34	35-39	40-44	45-49	50-54	55-59	60-64	65-69	70-74	75-79	80+	MED AGE	AVG AGE	COUNT
Alger Max Corr Fac Percentages		31 26.1	29 24.4	20 16.8	17 14.3	14 11.8	2 1.7	4 3.4	1 0.8	1 0.8					29	31.5	119
Baraga Max Corr Fac Percentages	4 1.8	48 22.1	44 20.3	39 18.0	33 15.2	23 10.6	16 7.4	2 0.9	2 0.9	6 2.8					31	32.8	217
Bellamy Creek Corr Fac Percentages	33 8.2	169 41.9	72 17.9	40 9.9	32 7.9	31 7.7	14 3.5	10 2.5		1 0.2		1 0.2			24	27.9	403
Boyer Road Corr Fac Percentages	9 2.1	47 11.0	55 12.9	69 16.2	80 18.7	72 16.9	44 10.3	33 7.7	8 1.9	4 0.9	3 0.7	3 0.7			36	36.9	427
Carson City Corr Fac Percentages	12 2.4	74 14.9	70 14.1	77 15.6	81 16.4	68 13.7	48 9.7	29 5.9	19 3.8	11 2.2	3 0.6	1 0.2	2 0.4		35	36.3	495
Charles E. Egeler Corr Fac Percentages	4 1.5	41 15.0	32 11.7	41 15.0	59 21.5	48 17.5	21 7.7	13 4.7	3 1.1	4 1.5	2 0.7	3 1.1	3 1.1		36	36.5	274
Chippewa Corr Facility Percentages	7 1.6	120 27.0	71 16.0	78 17.6	63 14.2	52 11.7	22 5.0	15 3.4	11 2.5	3 0.7	2 0.5				31	32.5	444
Cooper St. Corr Facility Percentages	7 1.1	67 10.8	68 10.9	96 15.4	106 17.0	122 19.6	73 11.7	32 5.1	23 3.7	12 1.9	7 1.1	6 1.0	3 0.5		38	38.3	622
Deerfield Corr Fac Percentages	13 2.7	70 14.6	60 12.6	48 10.0	64 13.4	84 17.6	50 10.5	40 8.4	20 4.2	14 2.9	7 1.5	3 0.6	3 0.6	2 0.4	39	38.4	478
Earnest C. Brooks Corr Percentages	5 1.0	61 12.8	48 10.0	80 16.7	87 18.2	66 13.8	61 12.8	35 7.3	17 3.6	11 2.3	3 0.6	4 0.8			37	37.8	478
Female Camps Percentages	3 1.9	31 20.1	23 14.9	37 24.0	25 16.2	20 13.0	9 5.8	3 1.9	1 0.6	2 1.3					32	32.7	154
Female Elec. Monitoring Percentages		6 7.2	13 15.7	8 9.6	20 24.1	23 27.7	8 9.6	4 4.8	1 1.2						38	37.0	83
Female Residential Ctrs Percentages		5 27.8	2 11.1	3 16.7	4 22.2	3 16.7	1 5.6								32	32.3	18
Florence Crane Corr Fac Percentages	3 0.7	47 10.2	58 12.6	52 11.3	91 19.7	83 18.0	47 10.2	31 6.7	21 4.6	10 2.2	9 2.0	3 0.7	5 1.1	1 0.2	39	39.3	461
G. Robert Cotton Corr Percentages	4 0.6	88 13.1	60 8.9	87 12.9	107 15.9	105 15.6	73 10.9	50 7.4	42 6.3	21 3.1	15 2.2	12 1.8	4 0.6	4 0.6	39	40.2	672
Gus Harrison Corr Fac Percentages		31 6.4	60 12.3	62 12.8	86 17.7	119 24.5	56 11.5	34 7.0	16 3.3	15 3.1	5 1.0	1 0.2		1 0.2	40	39.6	486
Hiawatha Corr Fac Percentages	1 0.2	40 7.4	69 12.7	88 16.2	94 17.3	98 18.0	62 11.4	50 9.2	23 4.2	9 1.7	6 1.1		3 0.6		38	39.1	543
Huron Valley Female Ctr. Percentages		1 8.3	2 16.7	1 8.3	2 16.7	2 16.7	1 8.3	1 8.3	2 16.7						40.5	39.8	12
Huron Valley Male Ctr. Percentages	3 3.2	8 8.6	13 14.0	12 12.9	9 9.7	11 11.8	11 11.8	7 7.5	5 5.4	6 6.5	4 4.3	2 2.2	2 2.2		40	41.6	93
Huron Valley Men's Corr Percentages	4 2.2	26 14.1	29 15.8	27 14.7	29 15.8	25 13.6	17 9.2	11 6.0	3 1.6	5 2.7	3 1.6	2 1.1	2 1.1	1 0.5	36	37.1	184
Ionia Max Corr Fac Percentages		21 12.9	37 22.7	22 13.5	29 17.8	22 13.5	15 9.2	11 6.7	2 1.2	3 1.8	1 0.6				35	35.7	163
Kinross Corr Fac Percentages		53 7.7	83 12.0	113 16.4	121 17.5	124 17.9	86 12.4	55 8.0	31 4.5	14 2.0	7 1.0	2 0.3	2 0.3		38	39.1	691

# C3b Age Breakdown of White Prisoner Population by Location as of December 2001

Page Two of Three

C - 75

INSTITUTION	< 20	20-24	25-29	30-34	35-39	40-44	45-49	50-54	55-59	60-64	65-69	70-74	75-79	80+	MED AGE	AVG AGE	COUNT
Lakeland Corr Fac Percentages	1 0.2	31 6.0	45 8.7	78 15.0	81 15.6	75 14.5	46 8.9	48 9.2	32 6.2	28 5.4	21 4.0	18 3.5	9 1.7	6 1.2	41	43.8	519
Macomb Corr Fac Percentages	2 0.5	33 7.8	51 12.1	69 16.4	65 15.4	89 21.1	51 12.1	29 6.9	16 3.8	7 1.7	7 1.7	1 0.2	1 0.2		39	38.9	421
Male Camps Percentages	15 1.7	123 14.0	150 17.1	170 19.4	168 19.2	139 15.9	69 7.9	27 3.1	13 1.5	1 0.1		1 0.1			34	34.2	876
Male Elec. Monitoring Percentages	8 1.6	99 19.3	75 14.6	86 16.8	96 18.7	78 15.2	44 8.6	18 3.5	5 1.0	3 0.6	1 0.2				34	34.0	513
Male Residential Ctrs Percentages	8 4.1	29 15.0	23 11.9	34 17.6	39 20.2	29 15.0	16 8.3	8 4.1	3 1.6	3 1.6	1 0.5				35	34.9	193
Marquette Branch Prison Percentages		65 14.1	68 14.7	55 11.9	75 16.2	68 14.7	48 10.4	37 8.0	20 4.3	14 3.0	8 1.7	2 0.4	2 0.4		38	38.4	462
Michigan Youth Corr Percentages	153 100.0														18	18.2	153
Mid-Mich Corr Fac Percentages	3 0.6	42 8.3	64 12.6	54 10.7	89 17.6	98 19.4	66 13.0	47 9.3	24 4.7	14 2.8	2 0.4	1 0.2	1 0.2	1 0.2	40	39.6	506
Mound Corr Fac Percentages		26 10.4	39 15.7	52 20.9	48 19.3	38 15.3	22 8.8	11 4.4	8 3.2	3 1.2	1 0.4	1 0.4			35	36.4	249
Muskegon Corr Fac Percentages	1 0.2	77 15.3	70 13.9	76 15.1	90 17.9	68 13.5	43 8.6	39 7.8	24 4.8	7 1.4	5 1.0	1 0.2	1 0.2		36	36.9	502
Newberry Corr Fac Percentages	5 1.6	73 23.5	53 17.1	59 19.0	46 14.8	35 11.3	21 6.8	10 3.2	7 2.3	1 0.3					32	32.8	310
Oaks Corr Fac Percentages	4 1.3	43 14.1	72 23.6	57 18.7	48 15.7	40 13.1	18 5.9	13 4.3	4 1.3	5 1.6		1 0.3			32	33.9	305
Ojibway Corr Fac Percentages	3 1.0	64 22.2	50 17.4	55 19.1	52 18.1	32 11.1	17 5.9	9 3.1	2 0.7	4 1.4					32	32.9	288
Parnall Corr Fac Percentages	2 0.3	25 4.0	42 6.7	61 9.7	104 16.6	122 19.4	82 13.1	73 11.6	35 5.6	43 6.8	13 2.1	17 2.7	7 1.1	2 0.3	42	44.1	628
Parr Highway Corr Fac Percentages	2 0.4	32 6.4	57 11.4	80 16.0	104 20.8	86 17.2	55 11.0	30 6.0	21 4.2	15 3.0	9 1.8	5 1.0	2 0.4	1 0.2	38	39.7	499
Pine River Corr Fac Percentages	8 1.7	52 11.3	60 13.0	70 15.2	91 19.8	73 15.9	38 8.3	29 6.3	25 5.4	9 2.0	3 0.7	1 0.2	1 0.2		37	37.5	460
Pugsley Corr Fac Percentages	4 0.8	48 9.8	77 15.7	79 16.2	103 21.1	75 15.3	57 11.7	20 4.1	11 2.2	9 1.8	3 0.6	2 0.4	1 0.2		36	36.8	489
Rich. A. Handlon MTU Percentages	50 8.6	371 63.6	127 21.8	15 2.6	4 0.7	9 1.5	3 0.5	3 0.5	1 0.2						23	23.5	583
Riverside Corr Fac Percentages	15 4.2	49 13.8	47 13.2	46 13.0	53 14.9	58 16.3	42 11.8	28 7.9	9 2.5	5 1.4	1 0.3	2 0.6			37	36.4	355
Riverside Reception Ctr Percentages	53 54.1	45 45.9													19	19.3	98
Robert Scott Corr Fac Percentages	6 1.8	33 10.0	48 14.5	54 16.4	54 16.4	56 17.0	42 12.7	18 5.5	7 2.1	7 2.1	3 0.9		1 0.3	1 0.3	37	37.4	330
Ryan Corr Fac Percentages		22 9.0	35 14.3	43 17.6	47 19.3	48 19.7	19 7.8	14 5.7	11 4.5	2 0.8	2 0.8		1 0.4		37	37.6	244

# C3b Age Breakdown of White Prisoner Population by Location as of December 2001

Page Three of Three

INSTITUTION	< 20	20-24	25-29	30-34	35-39	40-44	45-49	50-54	55-59	60-64	65-69	70-74	75-79	80+	MED AGE	AVG AGE	COUNT
Saginaw Corr Fac Percentages	1 0.2	51 10.5	63 13.0	82 16.9	89 18.4	73 15.1	55 11.3	32 6.6	19 3.9	13 2.7	3 0.6	3 0.6	1 0.2		37	38.1	485
Southern MI Corr Fac Percentages	4 0.9	48 10.8	48 10.8	61 13.7	62 14.0	65 14.6	50 11.3	36 8.1	27 6.1	23 5.2	8 1.8	6 1.4	5 1.1	1 0.2	39	40.6	444
SPSM - Central Complex Percentages	1 2.4	6 14.6	6 14.6	10 24.4	4 9.8	6 14.6	5 12.2	2 4.9	1 2.4						34	34.8	41
SPSM Reception & Guid Percentages		62 21.6	42 14.6	55 19.2	50 17.4	34 11.8	26 9.1	11 3.8	4 1.4	3 1.0					33	33.9	287
St. Louis Corr Fac Percentages	2 0.5	87 21.7	64 16.0	70 17.5	60 15.0	45 11.2	37 9.2	15 3.7	12 3.0	5 1.2	1 0.2	2 0.5	1 0.2		32	34.3	401
Standish Max Corr Fac Percentages	2 0.9	39 17.4	41 18.3	45 20.1	31 13.8	27 12.1	19 8.5	8 3.6	9 4.0	1 0.4	2 0.9				32.5	34.4	224
Straits Corr Facility Percentages	6 1.4	35 7.9	62 14.0	69 15.5	86 19.4	84 18.9	50 11.3	20 4.5	16 3.6	12 2.7	3 0.7	1 0.2			38	37.8	444
Thumb Corr Fac Percentages	5 1.1	68 14.4	68 14.4	74 15.6	81 17.1	77 16.3	45 9.5	27 5.7	18 3.8	8 1.7	2 0.4				37	36.3	473
West Shoreline Corr Fac Percentages	9 1.5	62 10.2	69 11.3	77 12.7	83 13.7	97 16.0	84 13.8	54 8.9	36 5.9	15 2.5	12 2.0	7 1.2	2 0.3	1 0.2	40	39.8	608
Western Wayne Corr	4 1.1	36 10.0	41 11.4	70 19.4	94 26.0	60 16.6	26 7.2	13 3.6	7 1.9	8 2.2		1 0.3	1 0.3		36	36.4	361
Total	489 2.4	2,961 14.6	2,755 13.6	3,006 14.8	3,336 16.5	3,099 15.3	1,933 9.5	1,199 5.9	678 3.3	420 2.1	188 0.9	116 0.6	66 0.3	22 0.1	36	36.7	20,268

SOURCE: Corrections Management Information System (CMIS).

# C3c Age Breakdown of Non-White Prisoner Population by Location as of December 2001

Page One of Three

C - 77

INSTITUTION	< 20	20-24	25-29	30-34	35-39	40-44	45-49	50-54	55-59	60-64	65-69	70-74	75-79	80+	MED AGE	AVG AGE	COUNT
Alger Max Corr Fac Percentages		88 21.3	94 22.8	87 21.1	66 16.0	46 11.1	17 4.1	10 2.4	4 1.0	1 0.2					31	32.1	413
Baraga Max Corr Fac Percentages	13 2.1	107 17.5	145 23.7	120 19.6	102 16.6	69 11.3	34 5.5	15 2.4	6 1.0	1 0.2	1 0.2				31	32.4	613
Bellamy Creek Corr Fac Percentages	60 6.3	354 37.5	214 22.6	116 12.3	87 9.2	51 5.4	38 4.0	17 1.8	6 0.6	1 0.1	1 0.1				26	28.3	945
Boyer Road Corr Fac Percentages	7 1.3	56 10.5	88 16.6	98 18.5	97 18.3	71 13.4	69 13.0	28 5.3	10 1.9	3 0.6	1 0.2	3 0.6			35	35.9	531
Carson City Corr Fac Percentages	15 2.0	119 16.1	149 20.2	144 19.5	96 13.0	91 12.3	77 10.4	23 3.1	10 1.4	11 1.5	2 0.3		1 0.1	1 0.1	33	34.2	739
Charles E. Egeler Corr Fac Percentages	5 1.0	52 10.9	79 16.5	95 19.9	96 20.1	65 13.6	46 9.6	29 6.1	2 0.4	5 1.0	1 0.2	1 0.2	2 0.4		35	35.7	478
Chippewa Corr Facility Percentages	4 0.5	177 24.0	156 21.2	135 18.3	104 14.1	97 13.2	41 5.6	14 1.9	7 0.9		1 0.1		1 0.1		31	32.0	737
Cooper St. Corr Facility Percentages	6 0.8	67 9.5	126 17.8	114 16.1	133 18.8	126 17.8	65 9.2	36 5.1	21 3.0	5 0.7	6 0.8		1 0.1		36	36.4	706
Deerfield Corr Fac Percentages	14 2.9	75 15.7	74 15.5	79 16.6	62 13.0	69 14.5	49 10.3	29 6.1	14 2.9	7 1.5	4 0.8			1 0.2	34	35.6	477
Earnest C. Brooks Corr Percentages	2 0.3	113 15.0	142 18.9	140 18.6	138 18.3	88 11.7	73 9.7	39 5.2	13 1.7	2 0.3	2 0.3	1 0.1			34	34.7	753
Female Camps Percentages	1 0.4	50 18.1	57 20.7	56 20.3	54 19.6	31 11.2	15 5.4	11 4.0	1 0.4						32	32.9	276
Female Elec. Monitoring Percentages	1 1.1	3 3.2	17 18.3	22 23.7	17 18.3	16 17.2	13 14.0	3 3.2		1 1.1					36	36.5	93
Female Residential Ctrs Percentages			2 13.3	3 20.0	1 6.7	2 13.3	6 40.0	1 6.7							44	40.7	15
Florence Crane Corr Fac Percentages	2 0.4	59 11.9	60 12.1	77 15.5	99 20.0	79 15.9	55 11.1	36 7.3	16 3.2	5 1.0	4 0.8	1 0.2	3 0.6		37	37.6	496
G. Robert Cotton Corr Percentages	5 0.5	122 12.3	127 12.9	157 15.9	161 16.3	147 14.9	125 12.7	80 8.1	34 3.4	15 1.5	8 0.8	4 0.4	3 0.3		37	37.7	988
Gus Harrison Corr Fac Percentages	5 0.8	55 8.3	68 10.2	120 18.1	131 19.7	108 16.3	86 13.0	59 8.9	21 3.2	6 0.9	4 0.6	1 0.2			38	38.1	664
Hiawatha Corr Fac Percentages	1 0.2	38 9.3	70 17.2	98 24.0	73 17.9	56 13.7	47 11.5	15 3.7	4 1.0	5 1.2	1 0.2				34	35.8	408
Huron Valley Female Ctr. Percentages			4 30.8	1 7.7	3 23.1	2 15.4		3 23.1							37	38.0	13
Huron Valley Male Ctr. Percentages		12 9.6	11 8.8	18 14.4	12 9.6	30 24.0	23 18.4	8 6.4	7 5.6	2 1.6	2 1.6				41	40.0	125
Huron Valley Men's Corr Percentages		34 11.4	50 16.8	50 16.8	71 23.9	36 12.1	29 9.8	19 6.4	3 1.0	1 0.3	1 0.3	3 1.0			36	36.1	297
Ionia Max Corr Fac Percentages		41 10.3	81 20.4	74 18.6	78 19.6	58 14.6	34 8.5	18 4.5	8 2.0	6 1.5					35	35.6	398
Kinross Corr Fac Percentages		40 7.6	71 13.5	124 23.6	98 18.6	75 14.3	66 12.5	30 5.7	14 2.7	5 1.0	3 0.6				36	37.1	526

# C3c Age Breakdown of Non-White Prisoner Population by Location as of December 2001

Page Two of Three

C - 78

INSTITUTION	< 20	20-24	25-29	30-34	35-39	40-44	45-49	50-54	55-59	60-64	65-69	70-74	75-79	80+	MED AGE	AVG AGE	COUNT
Lakeland Corr Fac Percentages	3 0.4	34 5.0	83 12.2	128 18.9	114 16.8	115 16.9	87 12.8	51 7.5	25 3.7	18 2.7	11 1.6	3 0.4	7 1.0		38	39.7	679
Macomb Corr Fac Percentages	4 0.5	53 6.7	103 13.0	181 22.8	153 19.3	113 14.2	102 12.9	49 6.2	21 2.6	11 1.4	3 0.4				36	37.3	793
Male Camps Percentages	20 1.4	271 18.9	327 22.8	344 24.0	190 13.2	142 9.9	94 6.6	31 2.2	14 1.0	1 0.1		1 0.1			31	32.1	1,435
Male Elec. Monitoring Percentages	2 0.5	94 23.6	77 19.3	89 22.3	50 12.5	43 10.8	22 5.5	17 4.3	4 1.0	1 0.3					31	32.3	399
Male Residential Ctrs Percentages	2 1.0	32 15.8	40 19.7	34 16.7	32 15.8	23 11.3	26 12.8	9 4.4	1 0.5	3 1.5	1 0.5				33	34.7	203
Marquette Branch Prison Percentages	4 0.6	97 14.7	123 18.7	125 19.0	112 17.0	81 12.3	66 10.0	27 4.1	15 2.3	5 0.8	2 0.3	1 0.2			34	34.9	658
Michigan Youth Corr Percentages	295 100.0														18	18.1	295
Mid-Mich Corr Fac Percentages	6 1.3	66 14.8	79 17.8	84 18.9	69 15.5	79 17.8	40 9.0	14 3.1	6 1.3	1 0.2	1 0.2				34	34.5	445
Mound Corr Fac Percentages		71 8.8	142 17.7	181 22.5	144 17.9	104 13.0	95 11.8	44 5.5	11 1.4	7 0.9	2 0.2	1 0.1		1 0.1	35	36.1	803
Muskegon Corr Fac Percentages	2 0.3	108 13.7	195 24.7	131 16.6	118 14.9	100 12.6	69 8.7	48 6.1	16 2.0	1 0.1		1 0.1	1 0.1	1 0.1	33	34.7	791
Newberry Corr Fac Percentages	7 1.1	99 15.8	124 19.7	116 18.5	107 17.0	89 14.2	57 9.1	16 2.5	10 1.6	2 0.3	1 0.2				33	34.0	628
Oaks Corr Fac Percentages	5 1.1	68 15.1	104 23.2	73 16.3	76 16.9	64 14.3	32 7.1	20 4.5	7 1.6						33	33.8	449
Ojibway Corr Fac Percentages	4 0.6	99 14.8	130 19.4	142 21.2	117 17.5	99 14.8	60 9.0	11 1.6	6 0.9	1 0.1					33	33.8	669
Parnall Corr Fac Percentages	2 0.4	30 6.6	43 9.5	71 15.7	69 15.3	77 17.0	79 17.5	41 9.1	23 5.1	8 1.8	4 0.9	3 0.7	1 0.2	1 0.2	40	40.3	452
Parr Highway Corr Fac Percentages	3 0.7	38 8.4	54 11.9	91 20.1	83 18.3	71 15.7	65 14.3	31 6.8	9 2.0	3 0.7	4 0.9		1 0.2		37	37.7	453
Pine River Corr Fac Percentages	4 0.8	52 10.6	99 20.2	95 19.3	91 18.5	67 13.6	45 9.2	26 5.3	9 1.8	2 0.4		1 0.2			34	35.2	491
Pugsley Corr Fac Percentages	2 0.4	37 8.1	82 17.9	100 21.8	84 18.3	68 14.8	46 10.0	25 5.4	8 1.7	4 0.9	2 0.4		1 0.2		35	36.2	459
Rich. A. Handlon MTU Percentages	54 7.4	464 63.6	191 26.2	15 2.1	2 0.3	1 0.1			2 0.3						23	23.1	729
Riverside Corr Fac Percentages	5 1.1	80 17.5	79 17.3	64 14.0	80 17.5	69 15.1	44 9.6	24 5.3	5 1.1	3 0.7	3 0.7				34.5	34.9	456
Riverside Reception Ctr Percentages	68 66.0	35 34.0													19	19.0	103
Robert Scott Corr Fac Percentages	14 2.8	53 10.6	78 15.5	90 17.9	96 19.1	76 15.1	54 10.8	24 4.8	7 1.4	6 1.2	2 0.4			2 0.4	35	35.8	502
Ryan Corr Fac Percentages	3 0.4	50 6.2	120 14.8	171 21.0	164 20.2	122 15.0	90 11.1	50 6.2	23 2.8	10 1.2	3 0.4	3 0.4	4 0.5		37	37.6	813



# C3c Age Breakdown of Non-White Prisoner Population by Location as of December 2001

Page Three of Three

INSTITUTION	< 20	20-24	25-29	30-34	35-39	40-44	45-49	50-54	55-59	60-64	65-69	70-74	75-79	80+	MED AGE	AVG AGE	COUNT
Saginaw Corr Fac Percentages	1 0.1	86 11.6	150 20.2	174 23.5	134 18.1	84 11.3	68 9.2	27 3.6	15 2.0	3 0.4					33	34.6	742
Southern MI Corr Fac Percentages	4 0.5	80 10.2	95 12.1	143 18.3	147 18.8	98 12.5	99 12.7	75 9.6	25 3.2	9 1.2	4 0.5	1 0.1	1 0.1	1 0.1	37	37.9	782
SPSM - Central Complex Percentages		11 16.7	12 18.2	11 16.7	8 12.1	8 12.1	8 12.1	5 7.6	1 1.5	2 3.0					34	35.8	66
SPSM Reception & Guid Percentages		69 22.6	62 20.3	52 17.0	47 15.4	31 10.2	28 9.2	10 3.3	3 1.0	2 0.7	1 0.3				31	33.2	305
St. Louis Corr Fac Percentages	18 2.3	194 24.3	199 24.9	156 19.5	110 13.8	62 7.8	37 4.6	19 2.4	3 0.4	2 0.3					29	30.7	800
Standish Max Corr Fac Percentages	2 0.7	51 18.5	60 21.7	48 17.4	54 19.6	36 13.0	19 6.9	5 1.8	1 0.4						32	32.8	276
Straits Corr Facility Percentages	3 0.6	69 13.4	92 17.9	93 18.1	71 13.8	89 17.3	62 12.0	25 4.9	7 1.4	4 0.8					35	35.4	515
Thumb Corr Fac Percentages	16 2.3	129 18.2	113 16.0	123 17.4	119 16.8	87 12.3	59 8.3	33 4.7	23 3.3	2 0.3	2 0.3	1 0.1			33	34.3	707
West Shoreline Corr Fac Percentages	6 1.7	48 13.8	48 13.8	55 15.8	59 17.0	61 17.5	31 8.9	22 6.3	10 2.9	5 1.4	1 0.3	1 0.3	1 0.3		36	36.4	348
Western Wayne Corr Percentages	5 1.2	31 7.6	58 14.3	90 22.1	95 23.3	58 14.3	39 9.6	21 5.2	10 2.5						35	36.0	407
Total	705 2.5	4,361 15.4	5,047 17.8	5,198 18.3	4,574 16.1	3,630 12.8	2,631 9.3	1,323 4.7	521 1.8	198 0.7	89 0.3	31 0.1	28 0.1	8 0.0	33	34.5	28,344

SOURCE: Corrections Management Information System (CMIS).

## C4 2001 Prisoner Movement Summary: Institutions and Camps Only

### INTAKE

New Court Commitment .....	4,879
Probation Violator (Technical or New Sentence) .....	3,480
Parole Violator New Sentence .....	1,195
Escaper New Sentence .....	56
<b>TOTAL .....</b>	<b>9,610</b>

### EXIT

Movement to Parole .....	7,982
Release to Court on Writ .....	4,023
Transfer to Community Residential Programs .....	2,704
Discharge from Sentence .....	1,600
Temporarily Housed at a County Jail .....	32
Death .....	112
Release to Mental Health Hospital or Criminal Justice Agency .....	9
Escape .....	5
<b>TOTAL .....</b>	<b>16,467</b>

### RETURN

Return from Court <i>without</i> Additional Sentence .....	3,062
Technical Parole Violator Return .....	3,236
Return from Escape from Community Residential Programs .....	786
Return from Court <i>with</i> Additional Sentence Imposed .....	888
Return from County Jail .....	64
Direct Return from Community Residential Programs .....	211
Return While on Parole Status .....	92
Return from Mental Health Hospital or Criminal Justice Agency .....	11
Return from Escape from Institution, Camp, or non-DOC location .....	3
<b>TOTAL .....</b>	<b>8,353</b>

**2001 Institution and Camp Population Change = +1,496**

(INTAKE - EXIT + RETURN = POPULATION CHANGE)

SOURCE: Corrections Management Information System (CMIS).

NOTE: Includes institution, camp, and SAI-Prison movements.

Only movements affecting the total population count are shown (e.g., excludes movements between institutions, and temporary movements to/from hospitals).

# C5 Escapes from Secure DOC Custody

*Calendar Years 1996 - 2001*

Escapes from secure DOC custody include any and all escapes from:

- CFA institutions and camps.
- CFA custody (i.e., while under CFA control, such as while in transit or hospitalized).
- Special Alternative Incarceration (SAI boot camp for prisoners and probationers).
- Technical Rule Violator (TRV) Centers for CRP & parole violators.

**Escapes from Secure DOC Custody**  
*Calendar Years 1996 - 2001*

	1996	1997	1998	1999	2000	2001
CFA	21	13	14	0	7	5
SAI	1	5	1	1	3	0
TRV	4	4	1	2	2	3
<b>TOTALS</b>	<b>26</b>	<b>22</b>	<b>16</b>	<b>3</b>	<b>12</b>	<b>8</b>

Source: Corrections Management Information System (CMIS)

NOTE: In 2001, there were also two escapes of Michigan prisoners from non-DOC locations, while released to court on writ.



---

# Parole Board

# D

This section summarizes 2001 data on offender movement to parole and Parole Board activity and decisions. It also examines the parole outcomes of offenders who paroled in 1997.

Table D shows the total number of prisoner movements to parole each year from 1987 through 2001.

Table D1 compares 2001 Parole Board activity and decisions to that of the previous fifteen years. Table D1a provides more detail regarding the 2001 activity of the Parole Board.

Table D2 shows the parole outcomes of prisoners who paroled in 1997. This routine follow-up is conducted only on offenders who parole from their sentences for the first time in the applicable year (i.e., reparaes are excluded from the analysis). The recidivism measure is whether parolees are returned to prison, either as technical rule violators or as parole violators with new sentences (PVNS) during the parole term.

The offense groups shown on the left in Table D2 are the crimes from which the prisoners were paroled. Of the 4,842 prisoners paroled for the first time in 1997, 2,781 (57%) completed the parole term successfully, 1,383 (29%) were returned to prison for technical rule violations, and 677 (14%)

were sentenced to prison for new offenses committed while on parole.

Table D2a examines the 677 parole violators with new sentences. It compares the new crimes committed while on parole to the original crimes from which the offenders paroled.

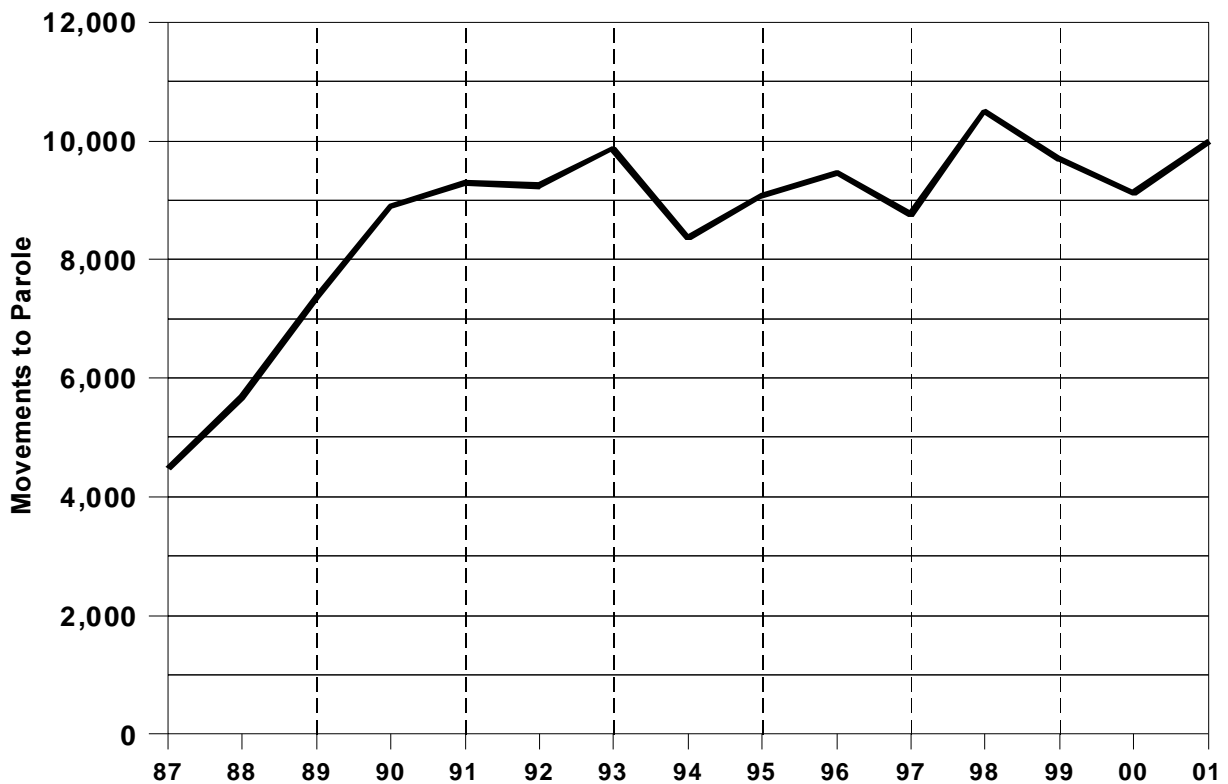
To read Table D2a, locate the original crimes in the first column on the left. Alpha characters in parentheses follow the descriptive labels. Corresponding alpha characters appear across the top of the table, identifying the new crime types. The first number to the right of each original crime shows the number of offenders who were paroled in 1997 from that original crime and then returned to prison for a new crime. The cells where the corresponding rows and columns intersect show how many of the new sentences were for the same offense types as the original crimes.

For example, 33 of the 677 parole violators with new sentences in Table D2a were paroled from the original crime of auto theft. Of those 33, 5 were returned to prison during the parole term for a new auto theft sentence.

# D Annual Movements to Parole

Calendar Years 1987 - 2001

Year	Movement to Parole	Numerical Change	Percent Change
1987	4,491	---	---
1988	5,676	1,185	26.4
1989	7,385	1,709	30.1
1990	8,895	1,510	20.4
1991	9,300	405	4.6
1992	9,240	(60)	(0.6)
1993	9,881	641	6.9
1994	8,370	(1,511)	(15.3)
1995	9,078	708	8.5
1996	9,465	387	4.3
1997	8,758	(707)	(7.5)
1998	10,506	1,748	20.0
1999	9,682	(824)	(7.8)
2000	9,133	(550)	(5.7)
2001	10,001	868	9.5



SOURCE: Corrections Management Information System (CMIS).

## D1 Parole Board Activity, 1985 - 2001

Year	Interviews	Paroles Without Interview	Total Paroles Ordered	Parole Denials	Parole Violation Continuances	Actual Movement to Parole
1985	6,370	1,020	3,856	2,694	965	3,290
1986	7,686	1,299	4,352	2,966	814	4,012
1987	8,987	1,753	5,975	4,096	897	4,491
1988	8,815	2,057	7,310	3,880	972	5,676
1989	8,199	2,495	8,713	4,412	1,173	7,385
1990	11,433	3,164	10,748	5,004	1,424	8,895
1991	11,701	3,077	10,042	5,511	1,360	9,300
1992	9,624	3,360	11,854	7,553	1,602	9,240
1993	9,974	2,133	11,177	6,486	1,908	9,881
1994	10,884	1,879	9,795	7,262	1,952	8,370
1995	13,119	1,988	9,678	7,923	2,050	9,078
1996	15,288	2,235	10,306	7,480	2,228	9,465
1997	14,011	2,554	9,751	7,898	2,480	8,758
1998	13,814	2,837	10,366	9,845	2,675	10,506
1999	13,665	2,578	10,775	10,151	3,173	9,682
2000	19,445	2,116	10,479	11,664	2,942	9,133
2001	19,958	2,428	11,429	11,936	2,807	10,001

SOURCE: Corrections Management Information System (CMIS).

Note: 2000 figures adjusted due to lag in data entry.

# D1a 2001 Parole Board Action

Total Cases — 31,868

Code/Title	Number
<b>PAROLES AND REINSTATEMENTS</b>	
60 Reinstatement on Parole	400
61 Regular Parole	7,326
62 Parole in Custody	489
67 Reparoled on Same Term	332
69 SAI Parole*	454
76 Paroled Without Interview	2,428
<b>Total</b>	<b>11,429</b>
<b>SERVICE CONTINUED</b>	
19 Technical Violation Sustained	2,807
20 Further Demonstration	113
26 Lack of Effort	1
29 Risk to Community	11,822
<b>Total</b>	<b>14,743</b>

Code/Title	Number
<b>DISPOSITION DEFERRED</b>	
42 Current Psychiatric Report	351
48 Satisfactory Placement	273
<b>Total</b>	<b>624</b>
<b>OTHER ACTION</b>	
18 Board Referred to List	235
35 Board Denied Special	1
38 Rescinded Parole	2,791
39 Suspended Parole	779
81 Spec. Consideration Interview	3
91 Long Indeterminate Interview	3
92 Lifer Law Interview	549
93 Murder First Interview	710
96 LID Removed from Category	1
<b>Total</b>	<b>5,072</b>

Source: Corrections Management Information System (CMIS).  
 \*SAI paroles are not subject to Parole Board review.



## D2 Parole Outcomes of Offenders Who Paroled in 1997 by Offense Group as of 2001

D - 5

	TOTAL CASES	SUCCESSSES			FAILURES			BY PERCENT TO TOTAL			
		Total	Discharge	Med./Admin. Return*	Total	Technical Violations	New Sentence	Total Success	Total Failure	Technical Violations	New Sentence
<b>Total All Cases</b>	<b>4,842</b>	<b>2,781</b>	<b>2,699</b>	<b>82</b>	<b>2,061</b>	<b>1,383</b>	<b>677</b>	<b>57.4</b>	<b>42.6</b>	<b>28.6</b>	<b>14.0</b>
<b>Offenses Against Persons</b>	<b>1,288</b>	<b>844</b>	<b>823</b>	<b>21</b>	<b>444</b>	<b>337</b>	<b>107</b>	<b>65.5</b>	<b>34.5</b>	<b>26.2</b>	<b>8.3</b>
Homicide	149	123	122	1	26	25	1	82.6	17.4	16.8	0.7
Abduction—Kidnapping	6	4	4	0	2	2	0	66.7	33.3	33.3	0.0
Assault	418	261	254	7	157	118	39	62.4	37.6	28.2	9.3
Robbery	442	257	244	13	185	123	62	58.1	41.9	27.8	14.0
Offenses against Children	11	9	9	0	2	2	0	81.8	18.2	18.2	0.0
Criminal Sexual Conduct	262	190	190	0	72	67	5	72.5	27.5	25.6	1.9
<b>Property Offenses</b>	<b>1,813</b>	<b>906</b>	<b>866</b>	<b>40</b>	<b>907</b>	<b>557</b>	<b>350</b>	<b>50.0</b>	<b>50.0</b>	<b>30.7</b>	<b>19.3</b>
Arson	34	21	21	0	13	10	3	61.8	38.2	29.4	8.8
Burglary	666	304	285	19	362	229	133	45.6	54.4	34.4	20.0
Larceny	644	330	314	16	314	182	132	51.2	48.8	28.3	20.5
Auto Theft	129	62	59	3	67	34	33	48.1	51.9	26.4	25.6
Forgery, Uttering & Publishing	194	103	102	1	91	63	28	53.1	46.9	32.5	14.4
Embezzlement	39	27	27	0	12	6	6	69.2	30.8	15.4	15.4
Fraud	53	33	33	0	20	13	7	62.3	37.7	24.5	13.2
Malicious Destruction	54	26	25	1	28	20	8	48.1	51.9	37.0	14.8
<b>All Other Offenses</b>	<b>1,741</b>	<b>1,031</b>	<b>1,010</b>	<b>21</b>	<b>710</b>	<b>489</b>	<b>220</b>	<b>59.2</b>	<b>40.8</b>	<b>28.1</b>	<b>12.6</b>
Drugs	1,104	634	617	17	470	328	142	57.4	42.6	29.7	12.9
Weapons	175	106	104	2	69	46	23	60.6	39.4	26.3	13.1
Prostitution	8	4	4	0	4	3	1	50.0	50.0	37.5	12.5
Interfere with Legal Processes	45	17	17	0	28	23	5	37.8	62.2	51.1	11.1
Miscellaneous	94	44	42	2	50	39	11	46.8	53.2	43.8	12.4
Motor Vehicles	315	226	226	0	89	50	38	71.7	28.3	15.9	12.1
Number of Deaths on Parole: 16											

SOURCE: Corrections Management Information System (CMIS).

\*Medical or Administrative Return to prison.

NOTE: Follow-up includes only those offenders who paroled from their sentence(s) for the first time in 1997 (i.e., no reparaoles).

# D2a 2001: 1997 Parolees Returned with New Sentences (PVNS) During Parole Term Original Crime Type vs. New Crime Type

DESCRIPTION (Original Crime)	ORIG TOTAL	NEW CRIMES AGAINST A PERSON							NEW PROPERTY CRIMES									OTHER NEW OFFENSES						
		Total	(A)	(C)	(D)	(E)	(F)	(G)	Total	(H)	(I)	(J)	(K)	(L)	(M)	(N)	(O)	Total	(P)	(Q)	(R)	(U)	(V)	(W)
<b>TOTAL PVNS</b>	<b>677</b>	<b>104</b>	<b>11</b>	<b>1</b>	<b>32</b>	<b>44</b>	<b>0</b>	<b>16</b>	<b>329</b>	<b>5</b>	<b>101</b>	<b>152</b>	<b>21</b>	<b>27</b>	<b>4</b>	<b>7</b>	<b>12</b>	<b>244</b>	<b>124</b>	<b>21</b>	<b>1</b>	<b>37</b>	<b>4</b>	<b>57</b>
<b>PERSON</b>	<b>107</b>	<b>43</b>	<b>2</b>	<b>1</b>	<b>14</b>	<b>22</b>	<b>0</b>	<b>4</b>	<b>34</b>	<b>1</b>	<b>13</b>	<b>10</b>	<b>3</b>	<b>5</b>	<b>1</b>	<b>0</b>	<b>1</b>	<b>30</b>	<b>12</b>	<b>7</b>	<b>0</b>	<b>7</b>	<b>0</b>	<b>4</b>
Homicide (A)	1	0	0	0	0	0	0	0	0	0	0	0	0	0	0	0	1	1	0	1	0	0	0	0
Abduction — Kidnapping (C)	0	0	0	0	0	0	0	0	0	0	0	0	0	0	0	0	0	0	0	0	0	0	0	0
Assault (D)	39	11	2	0	5	3	0	1	14	1	4	5	1	2	0	0	1	14	5	2	0	4	0	3
Robbery (E)	62	29	0	1	9	19	0	0	20	0	9	5	2	3	1	0	0	13	7	3	0	3	0	0
Offenses Against Children (F)	0	0	0	0	0	0	0	0	0	0	0	0	0	0	0	0	0	0	0	0	0	0	0	0
Criminal Sexual Conduct (G)	5	3	0	0	0	0	0	3	0	0	0	0	0	0	0	0	0	2	0	1	0	0	0	1
<b>PROPERTY</b>	<b>350</b>	<b>38</b>	<b>4</b>	<b>0</b>	<b>9</b>	<b>14</b>	<b>0</b>	<b>11</b>	<b>240</b>	<b>3</b>	<b>73</b>	<b>116</b>	<b>13</b>	<b>19</b>	<b>2</b>	<b>6</b>	<b>8</b>	<b>72</b>	<b>34</b>	<b>5</b>	<b>1</b>	<b>16</b>	<b>3</b>	<b>13</b>
Arson (H)	3	2	0	0	0	1	0	1	1	0	1	0	0	0	0	0	0	0	0	0	0	0	0	0
Burglary (I)	133	14	2	0	4	3	0	5	94	3	49	29	3	5	1	1	3	25	10	2	0	8	1	4
Larceny (J)	132	16	1	0	3	9	0	3	86	0	14	62	4	4	0	1	1	30	17	3	0	5	1	4
Auto Theft (K)	33	2	1	0	1	0	0	0	25	0	6	14	5	0	0	0	0	6	2	0	0	0	1	3
Forgery, Uttrg & Publishg (L)	28	2	0	0	0	1	0	1	21	0	1	9	1	8	0	2	0	5	2	0	1	1	0	1
Embezzlement (M)	6	1	0	0	1	0	0	0	4	0	2	1	0	0	1	0	0	1	1	0	0	0	0	0
Fraud (N)	7	0	0	0	0	0	0	0	5	0	0	1	0	2	0	2	0	2	0	0	0	1	0	1
Malicious Destruction (O)	8	1	0	0	0	0	0	1	4	0	0	0	0	0	0	0	4	3	2	0	0	1	0	0
<b>OTHER</b>	<b>220</b>	<b>23</b>	<b>5</b>	<b>0</b>	<b>9</b>	<b>8</b>	<b>0</b>	<b>1</b>	<b>55</b>	<b>1</b>	<b>15</b>	<b>26</b>	<b>5</b>	<b>3</b>	<b>1</b>	<b>1</b>	<b>3</b>	<b>142</b>	<b>78</b>	<b>9</b>	<b>0</b>	<b>14</b>	<b>1</b>	<b>40</b>
Drugs (P)	142	14	3	0	7	3	0	1	36	1	8	18	4	2	0	1	2	92	71	4	0	11	1	5
Weapons (Q)	23	5	0	0	1	4	0	0	7	0	2	3	1	1	0	0	0	11	5	4	0	1	0	1
Prostitution (R)	1	0	0	0	0	0	0	0	1	0	0	1	0	0	0	0	0	0	0	0	0	0	0	0
Interfere W/Legal Process (U)	5	1	1	0	0	0	0	0	2	0	1	0	0	0	1	0	0	2	0	1	0	0	0	1
Miscellaneous (V)	11	1	0	0	0	1	0	0	6	0	3	2	0	0	0	0	1	4	1	0	0	1	0	2
Motor Vehicles (W)	38	2	1	0	1	0	0	0	3	0	1	2	0	0	0	0	0	33	1	0	0	1	0	31

SOURCE: Corrections Management Information System (CMIS).

---

# Field Operations Administration



This section contains data and information regarding the community supervision programs and functions of the Department's Field Operations Administration (FOA).

The Field Operations Administration is responsible for supervision of all adult felons on probation and parole, as well as prisoners living in the community. Prisoners are either housed in FOA operated residential centers or supervised on electronic monitoring. Selected parolees and probationers are also supervised on electronic monitoring.

In addition, the FOA is responsible for administration and operation of the Department's technical rule violator centers for parolees and FOA prisoners, residential programs for selected parolees and probationers, as well as the Department's Special Alternative Incarceration (SAI) boot camp program for prisoners and probationers.

The FOA also supervises offenders sentenced to supervision under the Holmes Youthful Trainee Act, and the Parole Board is a component of the Field Operations Administration.

Also, in 1995, Michigan's Office of Community Corrections (OCC) was transferred into the

Department as an agency within the FOA. The OCC works with local units of government to implement the Community Corrections Act (P.A. 511).

Field operations are administered through Regional and Area offices (see map). Region I is Wayne County; Region II is roughly the southeastern portion of the lower peninsula, except for Wayne County; and Region III is the rest of the lower peninsula and all of the upper peninsula.

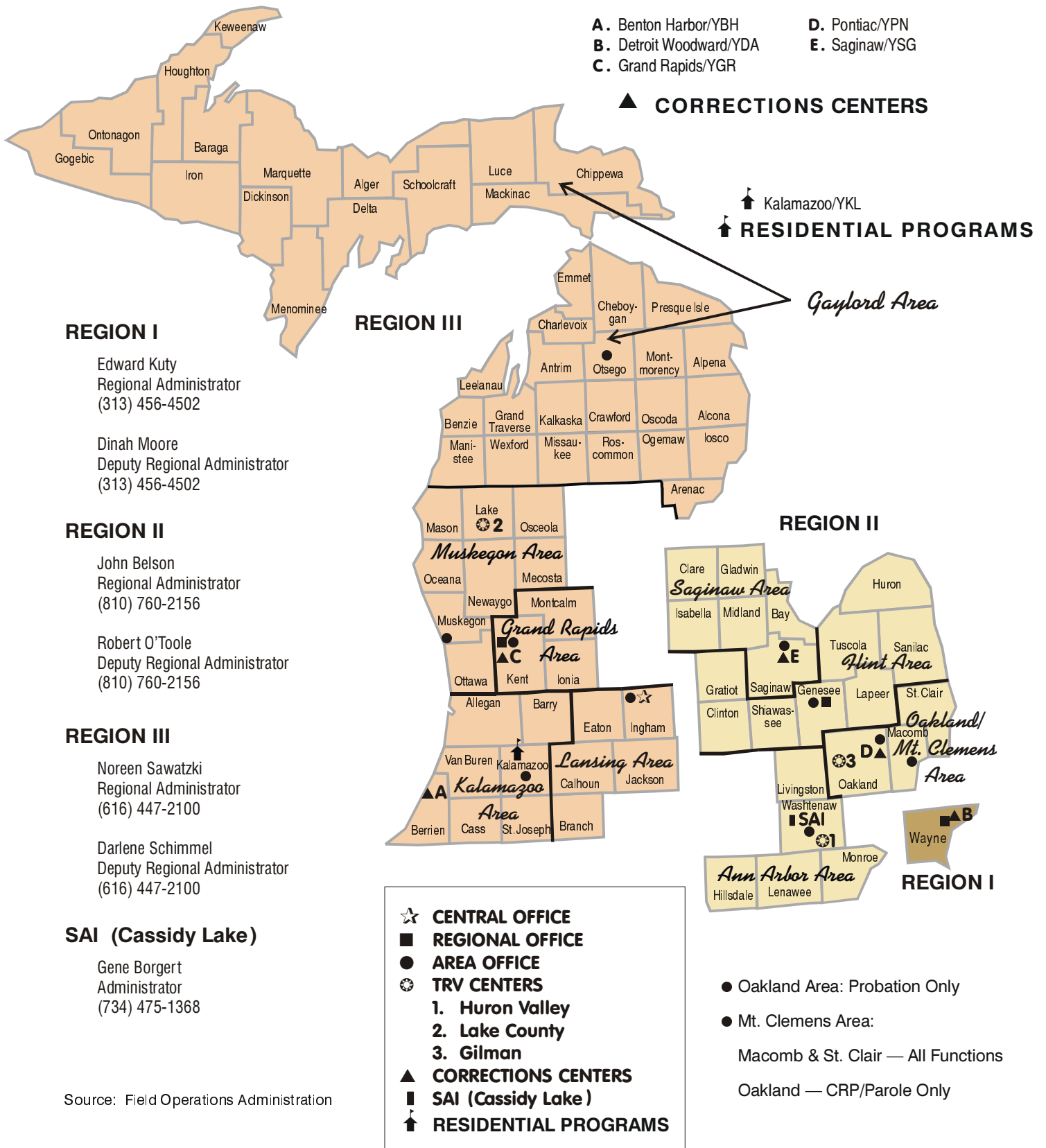
The FOA central office prepares budgets, sets policy and procedure, initiates and manages special projects and assignments, and handles issues that cannot be taken care of locally, such as Interstate Compact matters and communications regarding absconders picked up in other states.

This report section is divided into four subsections.

- *Probation and Parole Supervision*
- *Special Alternative Incarceration Program*
- *Community Residential Programs*
- *Office of Community Corrections*

# MAP

## Michigan Department of Corrections Field Operations Administration Regions and Areas As of December 31, 2001



Source: Field Operations Administration

## Probation and Parole Supervision

Table E1 shows the number of parolees returned to prison for technical violations and new sentences, broken down by gender and year. Table E1 also shows the number of parole revocation hearings held each year.

Table E2 presents breakdowns of Field Operations *personnel* by type of offender supervised and by employee job classification. Table E2 also displays a breakdown of Field Operations *fun*ds by type of offender supervised.

Table E3 shows the distribution of investigations conducted by type, and a breakdown of the average number of offenders supervised

by type. Workloads in 2001 increased slightly from the previous year. The average agent workload was 100:1 in 2001.

Table E4 displays the number of pre-sentence investigations conducted each year since 1992.

Tables E5 and E6 show the average number of parolees and probationers under supervision each year.

# E1 Violations of Parole Supervision 1992 - 2001

**TECHNICAL VIOLATOR RETURNS**  
(Includes Returns from Out-of-State)

Date	Male	Female	Total
1992	1,555	102	1,657
1993	1,849	106	1,955
1994	1,828	136	1,964
1995	1,766	150	1,916
1996	2,401	176	2,577
1997	2,492	176	2,668
1998	2,892	218	3,110
1999	2,958	228	3,186
2000	2,869	242	3,111
2001	2,977	259	3,236

**NEW SENTENCE RETURNS**

Date	Male	Female	Total
1992	1,783	92	1,875
1993	1,504	61	1,565
1994	1,160	73	1,233
1995	859	31	890
1996	972	61	1,033
1997	1,225	63	1,288
1998	1,281	64	1,345
1999	1,202	57	1,259
2000	1,100	66	1,166
2001	1,131	64	1,195

**PAROLE REVOCATION HEARINGS**

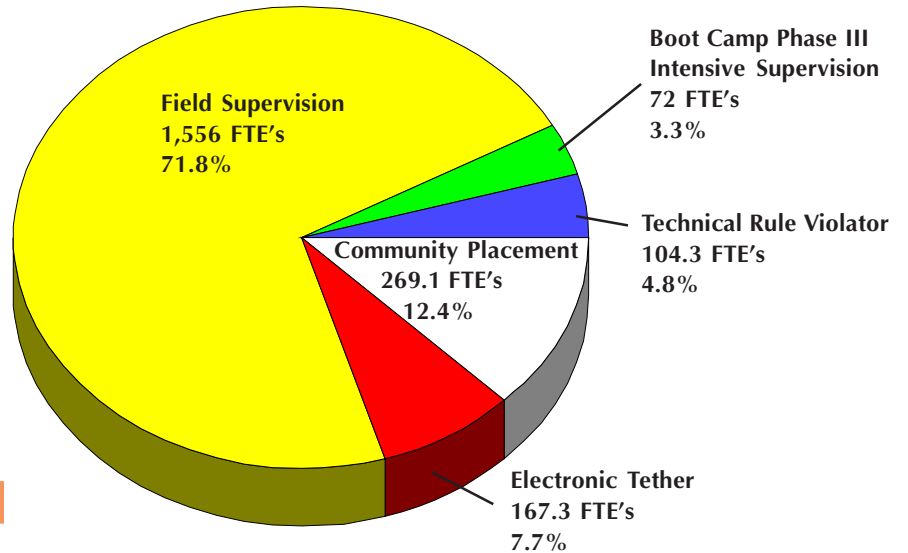
Date	Total
1992	293
1993	270
1994	398
1995	590
1996	579
1997	659
1998	562
1999	718
2000	659
2001	796

SOURCES: Corrections Management Information System (CMIS) and Field Operations Administration.

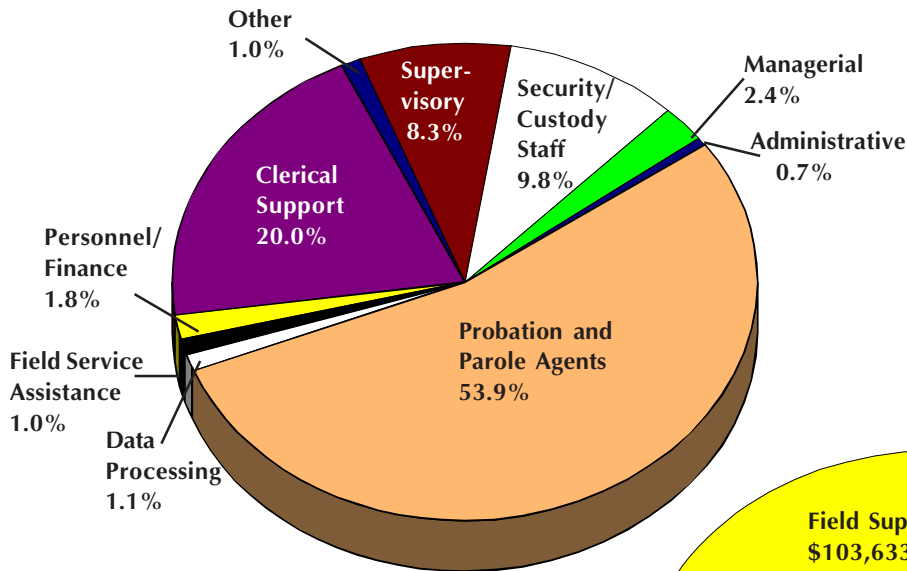
# E2 2001 Personnel and Funds Distribution

TOTAL FTE's = 2,169

## PERSONNEL (FUNCTIONS)

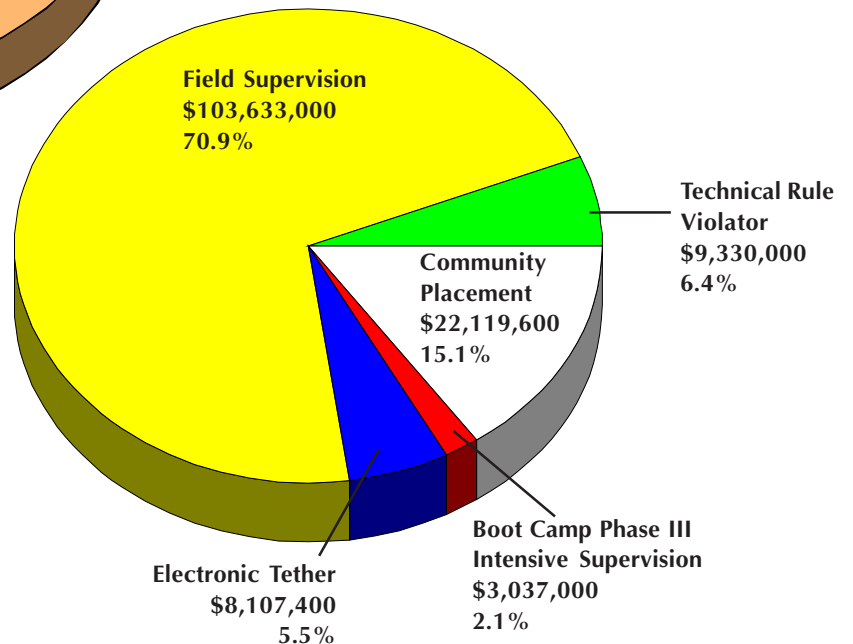


## PERSONNEL (CLASSIFICATION)



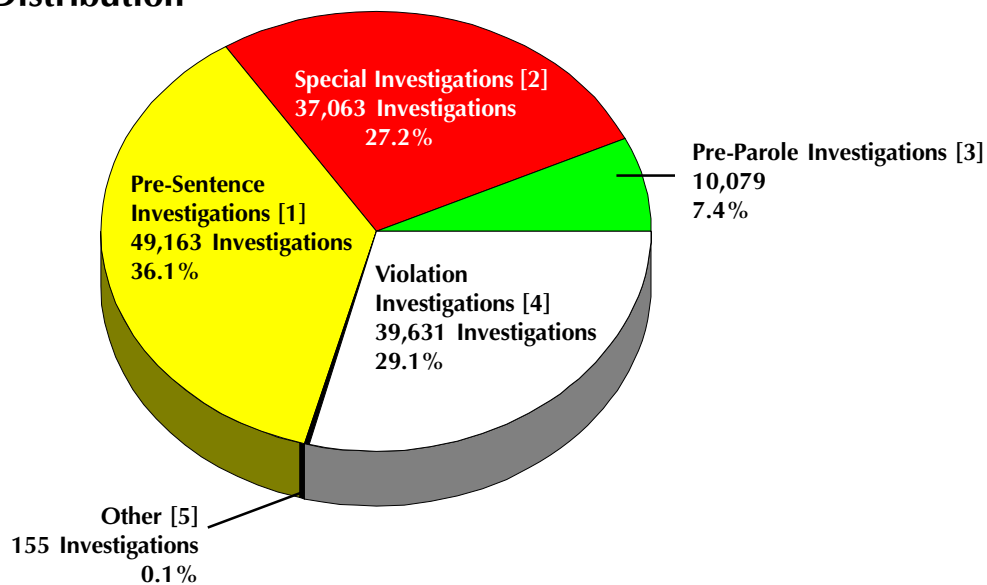
TOTAL FUNDS = \$146,227,000

## FUNDS



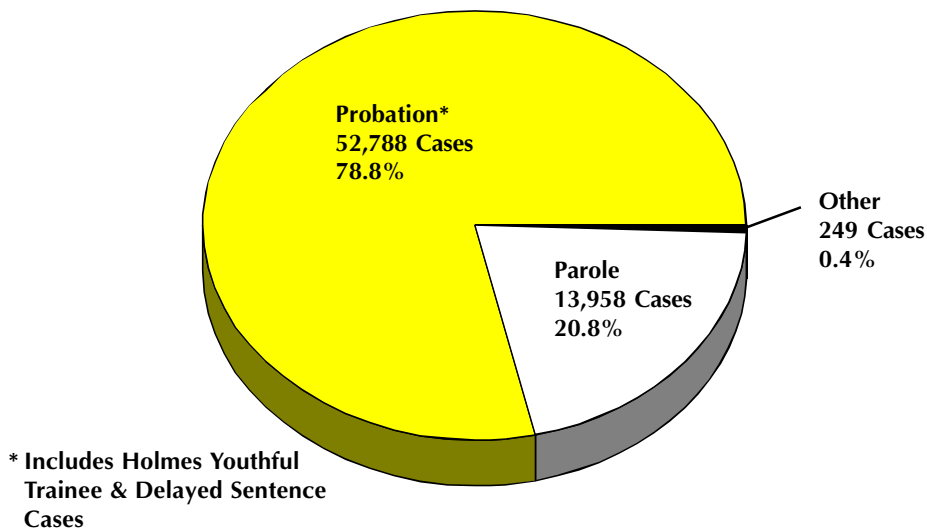
SOURCE: Field Operations Administration.

### E3 2001 Work Distribution



#### INVESTIGATIONS: 136,091

1. PRE-SENTENCE INVESTIGATIONS: in-depth analysis of the individual and circumstances of the offense.
2. SPECIAL INVESTIGATIONS: assignments completed at the request of the Governor, other states, the parole board, or the court.
3. PRE-PAROLE INVESTIGATIONS: prior to inmate release, living arrangements and job placement are investigated.
4. VIOLATION INVESTIGATIONS: reports prepared subsequent to a parole or probation violation.
5. OTHER: investigations done for community residential programs.



#### SUPERVISION — AVERAGE NUMBER OF OFFENDERS SUPERVISED: 66,995

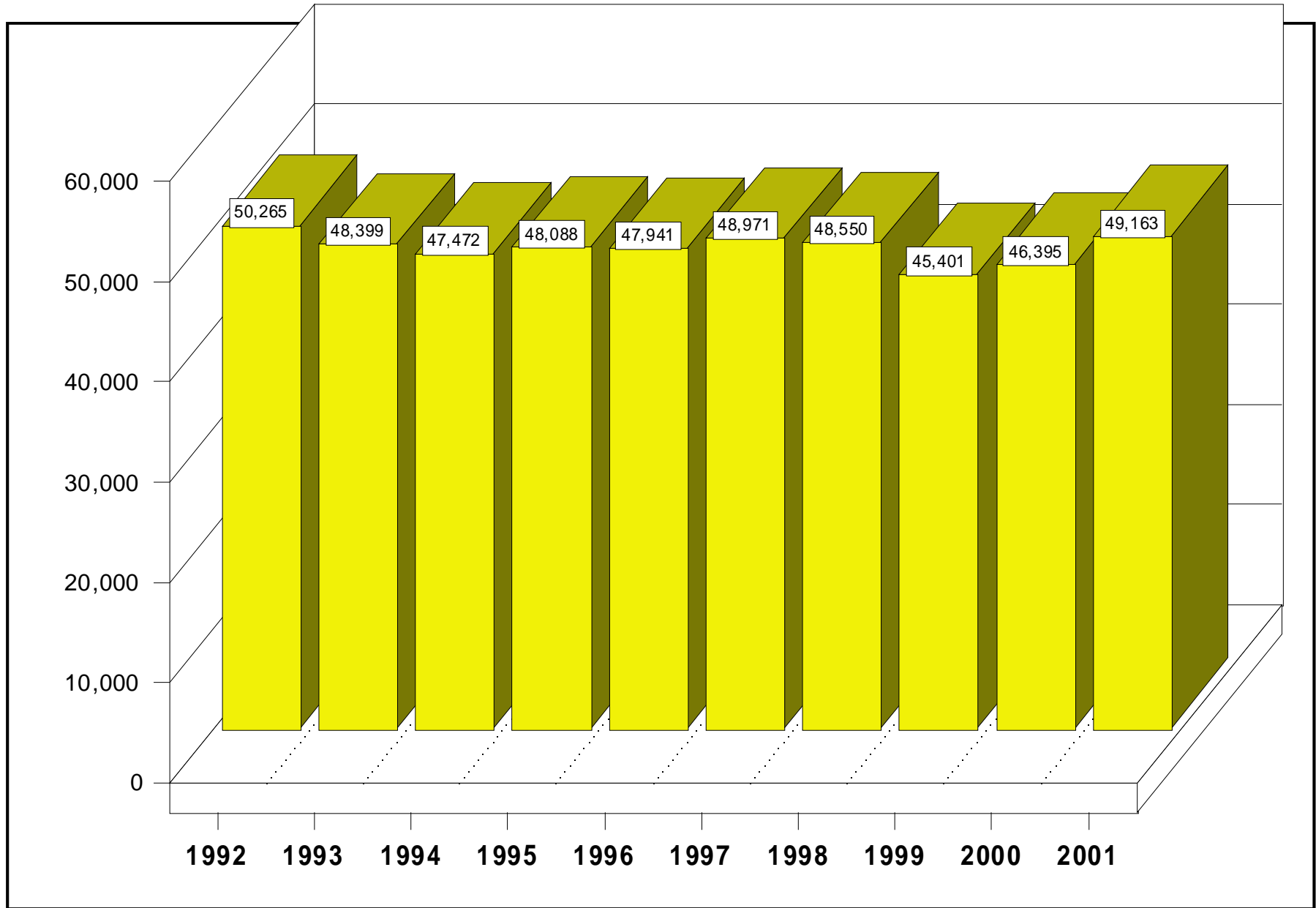
Supervision is the process in which parole or probation agents work with offenders who are under the jurisdiction of the Department of Corrections (parole) or the jurisdiction of the Courts (probation, Holmes Youthful Trainee, and delayed sentences). The case numbers in the chart represent the average number of cases under supervision during the year.

SOURCE: Field Operations Administration.



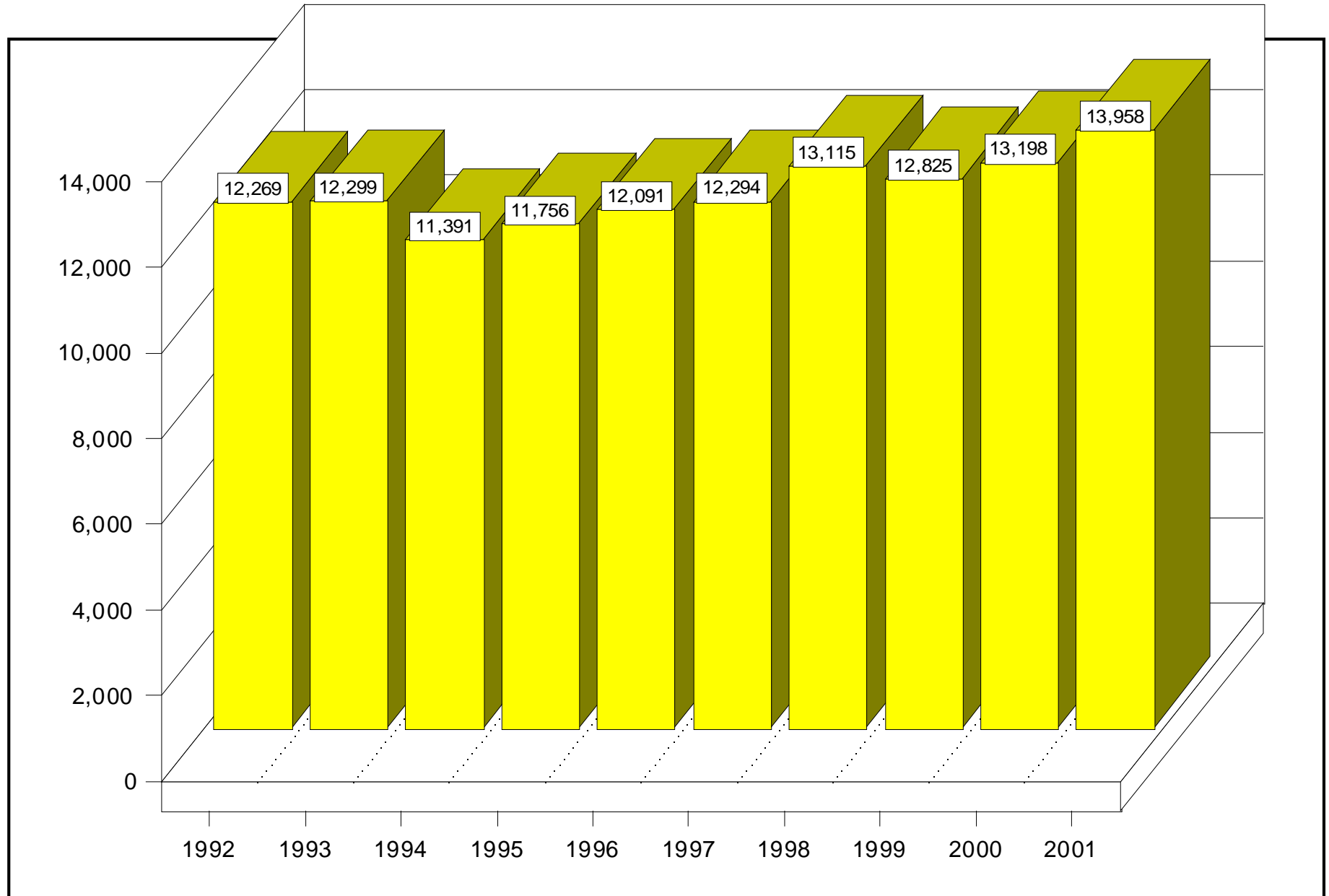
## E4 Total Number of Pre-Sentence Investigations 1992 - 2001

E - 7



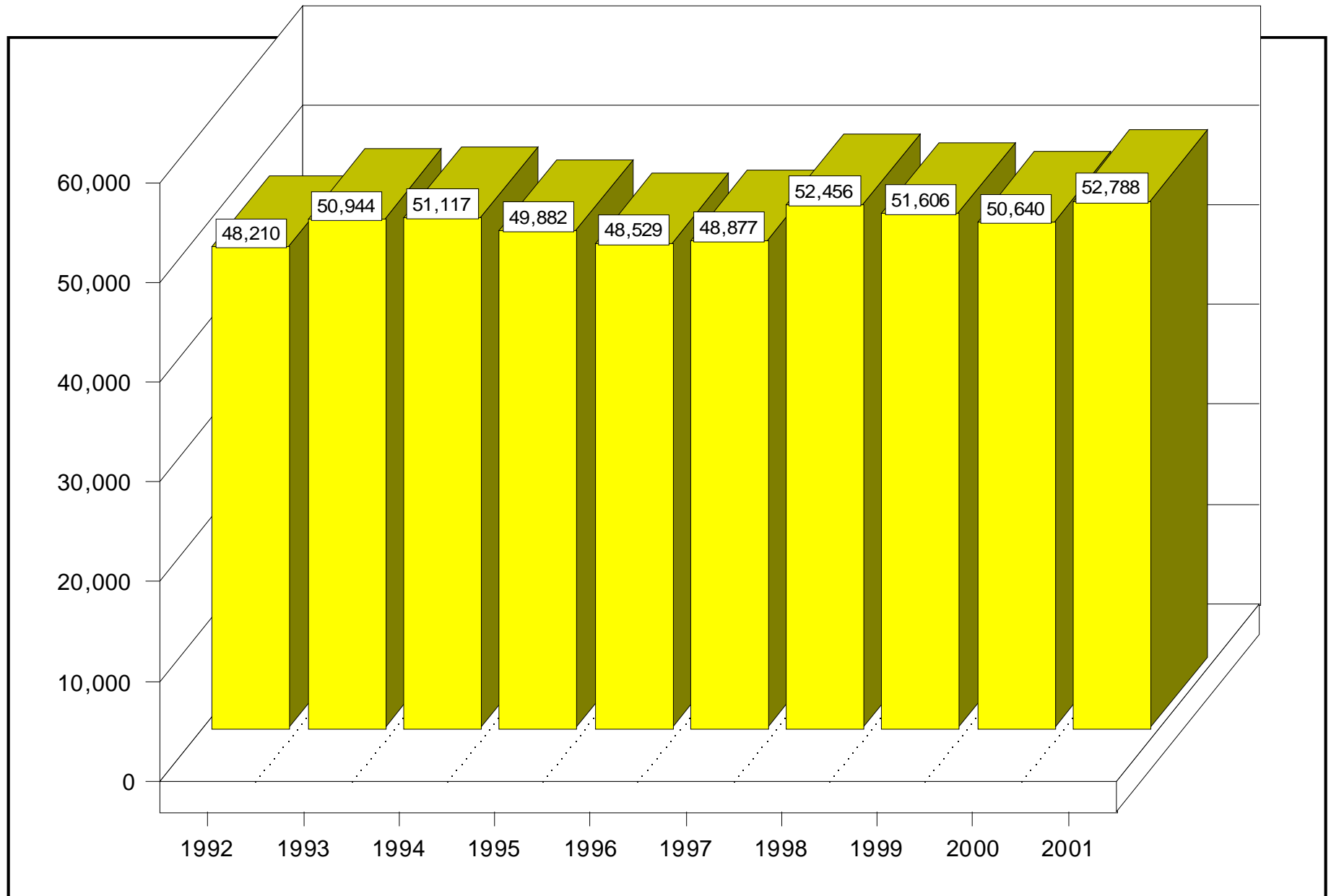
SOURCE: Field Operations Administration.

## E5 Average Number of Parolees Supervised 1992 - 2001



SOURCE: Field Operations Administration.

**E6** Average Number of Probationers Supervised 1992 - 2001  
(Includes Probation, Delayed Sentences and Holmes Youthful Trainees)



E - 9

SOURCE: Field Operations Administration



## *Special Alternative Incarceration Program*

This section describes offenders committed to the Special Alternative Incarceration (SAI) boot camp program for prisoners and probationers. SAI is a three-phase program.

*Phase I*, patterned after military basic training, involves physical fitness and programming (education, substance abuse awareness, basic life skills and counseling).

*Phase II* is an optional residential placement in the community while on parole or probation.

*Phase III* is parole or probation supervision in the community, beginning with at least 120 days of intensive supervision.

The program's objectives are to end criminal behavior by developing offender self-esteem and self-

discipline, a sense of individual responsibility and a positive work ethic.

Tables E7a, E7b and E8 provide data regarding SAI prisoner and probationer intake.

Tables E9a through E9d summarize SAI Phase I program performance and post-program outcomes.

Additional information about the SAI program (such as the offender eligibility criteria) is available in a separate annual report.

**E7a 2001 SAI Prisoner Intake by Offense**  
*Special Alternative Incarceration Boot Camp*  
*(Includes Attempts)*  
*Page One of Two*

Offense	Violations
GRAND TOTAL	578
257.602A3 Police Officer-Fleeing/Vehicle CD 2nd Off	9
257.6251 Operate Motor Vehicle - Addict or Intox	5
257.6256D Operating - OUIL/Per Se/OWI - 3rd Offense	50
333.7401 Controlled Sub - Mfg, Del, Poss	13
333.74012A3 Controlled Sub - Mfg, Del, Poss 50-224g	5
333.74012A4 Controlled Sub - Mfg, Del, Poss <50g	111
333.74012B Contr Sub - Mfg, Del, Poss, Sch 1,2,3, Methamphet.	3
333.7403 Controlled Sub - Possession	1
333.74032A3 Controlled Sub - Possession 50-224g	1
333.74032A5 Controlled Sub - Poss Less 25g, Narc or Cocaine	19
333.74032D Controlled Sub - Possession of Marijuana	1
333.7405D Controlled Sub - Maintaining a Drug House	2
333.74071C Controlled Sub - Obtaining by Fraud	3
333.7413 Controlled Sub - 2nd Offense	1
400.60 Welfare Fraud	1
500.45111 Insurance Fraud	1
750.50B Animals, Killing/Torturing	1
750.74 Burning Personal Property	1
750.814 Domestic Violence, 3rd Offense	3
750.82 Felonious Assault	24
750.84 Asslt w/Int Gr Bod Hrm Less Murder	21
750.88 Assault W/Intent to Rob & Steal Unarmed	6
750.90C Pregnant Individual - Gross Negligence Cause Miscarriage/Bodily Harm	1
750.110 Breaking & Entering	35

Offense	Violations
750.110A2 Home Invasion - 1st Degree	20
750.110A3 Home Invasion - 2nd Degree	47
750.110-A B&E Unoccupied Bldg w/Intent	1
750.111 Entering w/o Breaking	3
750.116 Possession of Burglar's Tool	1
750.131A Checks - w/o Account or w/o Suff funds	3
750.165 Refusing to Support Spouse or Children	3
750.174 Embz-Agt, Serv, Emp, Trustee	2
750.1952 Escape - From Felony Jail Sentence	1
750.197C Assault Employee and/or Escape Jail Through Violence	1
750.211A Explosives - Possession & Use	2
750.218 False Pretenses w/Int to Defraud	3
750.224B Weapon, Short-Barrel Shotgun/Rifle	1
750.224F Weapon - Firearm, Possession by Felon	5
750.226 Carrying Weapon, Unlawful Intent	2
750.227 Carrying Concealed Weapons	19
750.227B Felony Firearm	1
750.227C Poss of Loaded Weapon In Vehicle	1
750.234B Discharge Firearm In/At Dwelling	5
750.248 Forgery of Records, Other Instruments	3
750.249 Uttering and Publishing	15
750.261 Counterfeiting Coins/Poss of Less than Five	1
750.356 Larceny	3
750.356A Larceny - From a Motor Vehicle	7
750.356C Retail Fraud - 1st Degree	1

**E7a 2001 SAI Prisoner Intake by Offense**  
*Special Alternative Incarceration Boot Camp*  
*(Includes Attempts)*  
*Page Two of Two*

Offense	Violations
750.357 Larceny - from Person	6
750.360 Larceny In Building	16
760.362 Larceny by Conversion	2
750.377 Malicious Destruction of Animal of Another	1
750.377A Malicious Destr Personal Property	5
750.380 Malicious Destr of Bldg	2
750.411A2 False Bomb Threat	1
750.411i Stalking, Aggravated	2
750.413 Unlawfully Driving Away an Automobile	20
750.414 Unlawful Use Auto w/o Intent to Steal	5
750.459 Prostitution, Transporting Female	1
750.479 Obstruct/Resist Public Officer Serving/Executing Process	8
750.479B Peace Officer - Disarming	4
750.530 Robbery Unarmed	18
750.535 Stolen Property - Receiving & Concealing	11
750.535-A Stolen Prop - Receiving & Concealing Over \$100	6
752.811 B&E Coin Operated Device	1

SOURCE: Field Operations Administration

**E7b 2001 SAI Probationer Intake by Offense**  
*Special Alternative Incarceration Boot Camp*  
*(Includes Attempts)*  
*Page One of Two*

Offense	Violations
GRAND TOTAL	1072
28.729 Sex Offender - Fail to Register	3
257.257 License Documents/Plates Forgery	2
257.602A Peace Officer - Fleeing	15
257.617 Fail to Stop at Accident - Serious Impairment/Death Result	2
257.6254 Operating Motor Vehicle - Under the Influence Causing Death	3
257.6256 Operating M.V. - OUIL/Per Se 3rd (Felony)	4
257.6256D Operating M.V. - OUIL/Per Se/OWI - 3rd Offense	40
333.73413 Contr Sub - Imitation Mfg or Distribution	3
333.7401 Controlled Sub - Mfg, Del, Poss	6
333.74012A1 Contr Sub, Mfg, Del, Poss 650 or More Grams	2
333.74012A4 Contr Sub, Mfg, Del, Poss Under 50g	68
333.74012C Controlled Sub, Mfg, Del, Poss (Schedule 4, or Added by Rule)	1
333.74012D Contr Sub, Mfg, Del, Poss (Schedule 5)	45
333.74032A5 Contr Sub - Poss Less 25g Narc or Cocaine	64
333.74032D Contr Sub - Poss Marijuana	9
333.74042D Contr Sub - Use Marijuana	2
333.7405D Controlled Sub - Maintain or Keep Drug House	2
400.60 Welfare Fraud	3
750.74 Burning Personal Property - Less than \$200	1
750.81 Assault or Assault & Battery	3
750.82 Felonious Assault	58
750.84 Assault w/Int Great Bodily Harm Less Murder	17
750.88 Assault w/Intent to Rob & Steal Unarmed	2
750.89 Assault w/Intent to Rob & Steal Armed	2
750.100 Banks - Conducting Business When Insolvent	1

Offense	Violations
750.110 Breaking & Entering	60
750.110-A B & E Unoccupied Bldg w/Intent	15
750.110A2 Home Invasion - 1st Degree	29
750.110A3 Home Invasion - 2nd Degree	122
750.111 Entering w/o Breaking	2
750.115 Illegal Entry (w/o Owners Permission)	1
750.131A2 Checks 3 Non-Sufficient Funds Within 10 Days	1
750.157A Conspiracy	1
750.157N1 Financial Trans Device - Steal/Retain w/o Consent	6
750.157P Financial Trans Device Poss w/Intent to Use/Sell	3
750.157Q Financial Transaction Device - Illegal Sale/Use	5
750.174 Embz-Agt, Serv, Emp, Trust	4
750.186A Escape from Juvenile Facility	8
750.1952 Escape Jail While Serving for Felony	2
750.209-B Explosives - Placing Offensive Substance w/Intent to Alarm	1
750.211A Explosives - Poss & Use	2
750.224 Weapons, Dangerous Weapon Sale/Poss	3
750.224B Weapon, Short-Barrel Shotgun/Rifle	2
750.224F Weapon - Firearm, Poss by Felon	6
750.227 Carrying Concealed Weapons	42
750.234B Weapons - Firearms, Discharge In/At Building	1
750.248 Forgery of Records, Other Instruments	10
750.249 Uttering & Publishing	38
750.321 Manslaughter	2
750.324 Negligent Homicide	1
750.338B Gross Indecency Male & Female - Commit/Procure	1



**E7b 2001 SAI Probationer Intake by Offense**  
*Special Alternative Incarceration Boot Camp*  
*(Includes Attempts)*  
*Page Two of Two*

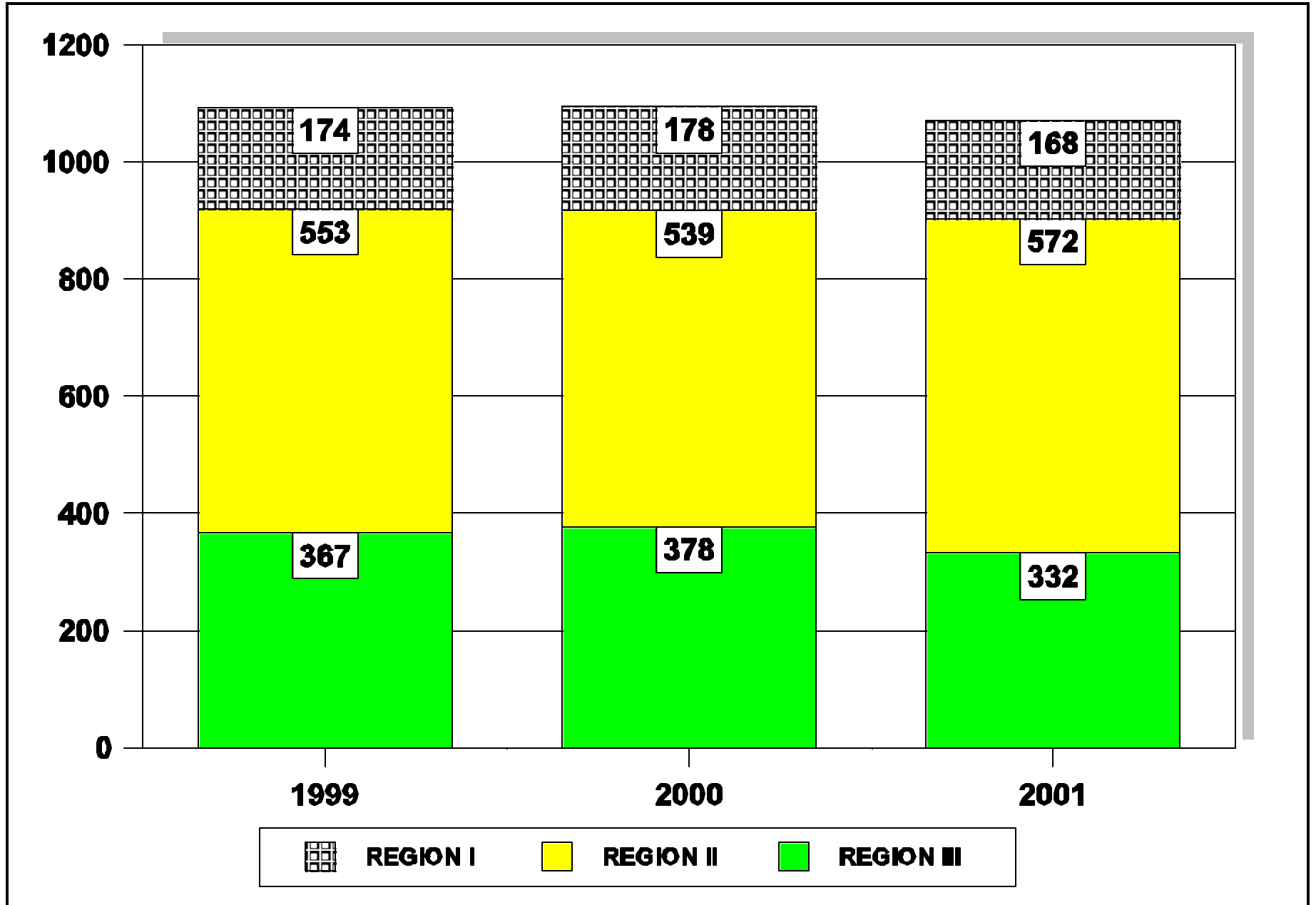
Offense	Violations
750.356 Larceny	12
750.356A Larceny, Motor Vehicle	29
750.356B B & E Coin Operated Telephone	1
750.356C Retail Fraud - 1st Degree	6
750.357 Larceny from Person	16
750.357B Firearms, Stealing of Another	4
750.360 Larceny in a Building	35
750.377 Malicious Destruction of Animal of Another	1
750.377A Malicious Destr Personal Property	11
750.377B Malicious Destr Police or Fire Dept Property	5
750.380 Malicious Destr of Bldg over \$100	4
750.411A2 False Bomb Threat	1
750.413 Unlawfully Driving Away an Automobile	35
750.414 Unlawful Use Auto w/o Intent to Steal	8
750.479 Obstruct/Resist Public Officer Serving/Executing Process	42

Offense	Violations
750.479B Peace Officer, Disarming	13
750.505-B Accessory After the Fact to a Felony	3
750.520E Criminal Sexual Conduct, 4th Degree	9
750.529 Robbery Armed	1
750.529A Car Jacking	1
750.530 Robbery Unarmed	29
750.531 Robbery, Bank/Safe/Vault	2
750.535 Stolen Property - Receiving and Concealing	7
750.535-A Rec & Conceal Stolen Property over \$100	61
750.535A Motor Vehicles - Operating a Chop Shop	1
750.812 Domestic Violence	5
752.191 Felony Driving	1
752.811 B & E - Coin Operated Device	1
767A.91B Perjury - Prosecutor's Investigative Subpoena	1
800.2813 Bringing Contraband Into Prison	1

Source: Field Operations Administration.

**E8** Comparison of SAI *Probationer* Intake by Field Operation 1999 - 2001  
Administration Regions by Year

E - 16



Source: Field Operations Administration.

## E9a SAI Phase I *Prisoner* Program Performance 1999 - 2001

	1999		2000		2001	
Graduated	580	73.0%	437	75.1%	412	75.5%
Voluntary Withdrawals	95	12.0%	70	12.0%	52	9.5%
Terminated as Rule Violators	48	6.1%	47	8.1%	40	7.3%
Terminated for Medical Reasons	54	6.8%	22	3.8%	30	5.5%
Terminated for Admin. Reasons	17	2.1%	6	1.0%	12	2.2%
Total	794	100.0%	582	100.0%	546	100.0%

SOURCE: Field Operations Administration.

## E9b SAI Phase I *Probationer* Program Performance 1999 - 2001

	1999		2000		2001	
Graduated	854	74.6%	741	71.3%	826	75.8%
Voluntary Withdrawals	109	9.5%	112	10.8%	74	6.8%
Terminated as Rule Violators	73	6.4%	78	7.5%	100	9.2%
Terminated for Medical Reasons	87	7.6%	85	8.2%	58	5.3%
Terminated for Admin. Reasons	22	1.9%	23	2.2%	32	2.9%
Total	1,145	100.0%	1,039	100.0%	1,090	100.0%

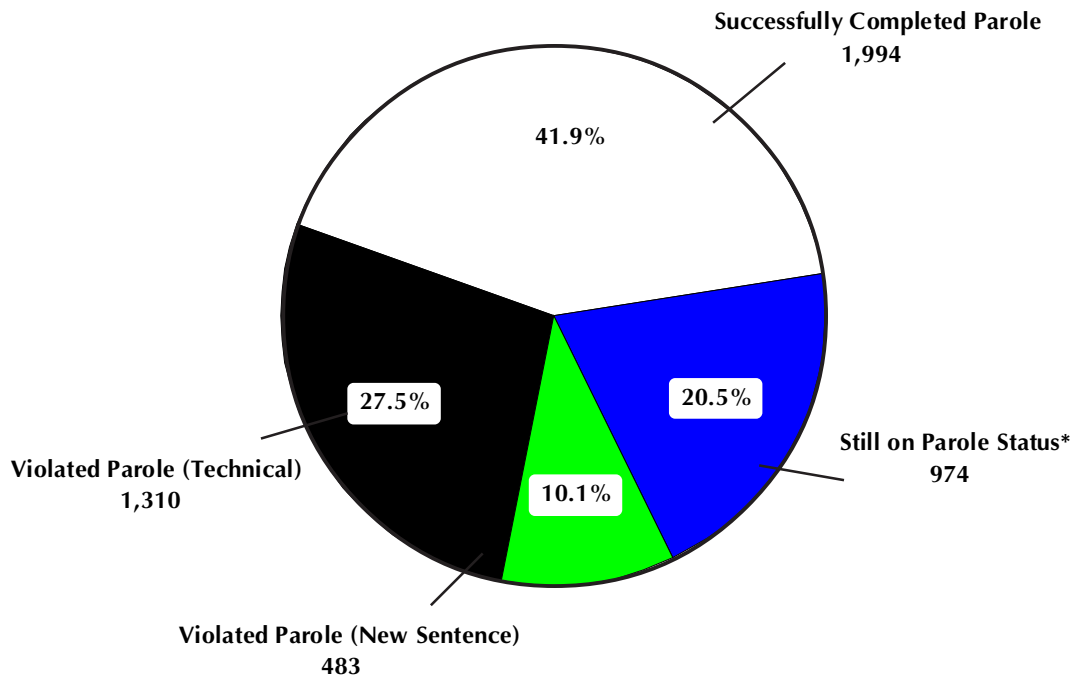
SOURCE: Field Operations Administration.

## E9c SAI Phase I Prisoner Post-Program Performance 1992 - 2001

	1992 - 1998		1999		2000		2001		Total Since SAI - Prison Program Started	
Still on Parole Status*	358	10.7	85	14.7	150	34.3	381	92.4	974	20.5
Successfully Completed Parole	1,573	47.3	286	49.2	134	30.7	1	0.2	1,994	41.9
Violated Parole (Technical)	1,023	30.7	155	26.9	108	24.7	24	5.9	1,310	27.5
Violated Parole (New Sentence)	378	11.3	54	9.2	45	10.3	6	1.5	483	10.1
Total Graduates	3,332	100.0	580	100.0	437	100.0	412	100.0	4,761	100.0

## E9d SAI Phase I Prisoner Post-Program Performance 1992 - 2001

*All Graduates Since SAI-Prison Program Started*



\*Includes cases who have absconded from parole.

SOURCE: Corrections Management Information System (CMIS).

NOTE: Reflects outcome of the parole term following boot camp.

## *Community Residential Programs*

This section contains data regarding Community Residential Programs (CRP).

Table E10 shows the end-of-year CRP prisoner population from 1992 through 2001. The decreases in the CRP population were due primarily to:

- The CRP zero tolerance escape policy which was implemented on September 1, 1993.
- Truth-in-sentencing legislation (effective December 15, 1998) which requires incarceration in secure prisons and camps throughout the minimum sentences for affected prisoners.

Table E11 provides information regarding movement to and termination from Community Residential Programs during 2001.

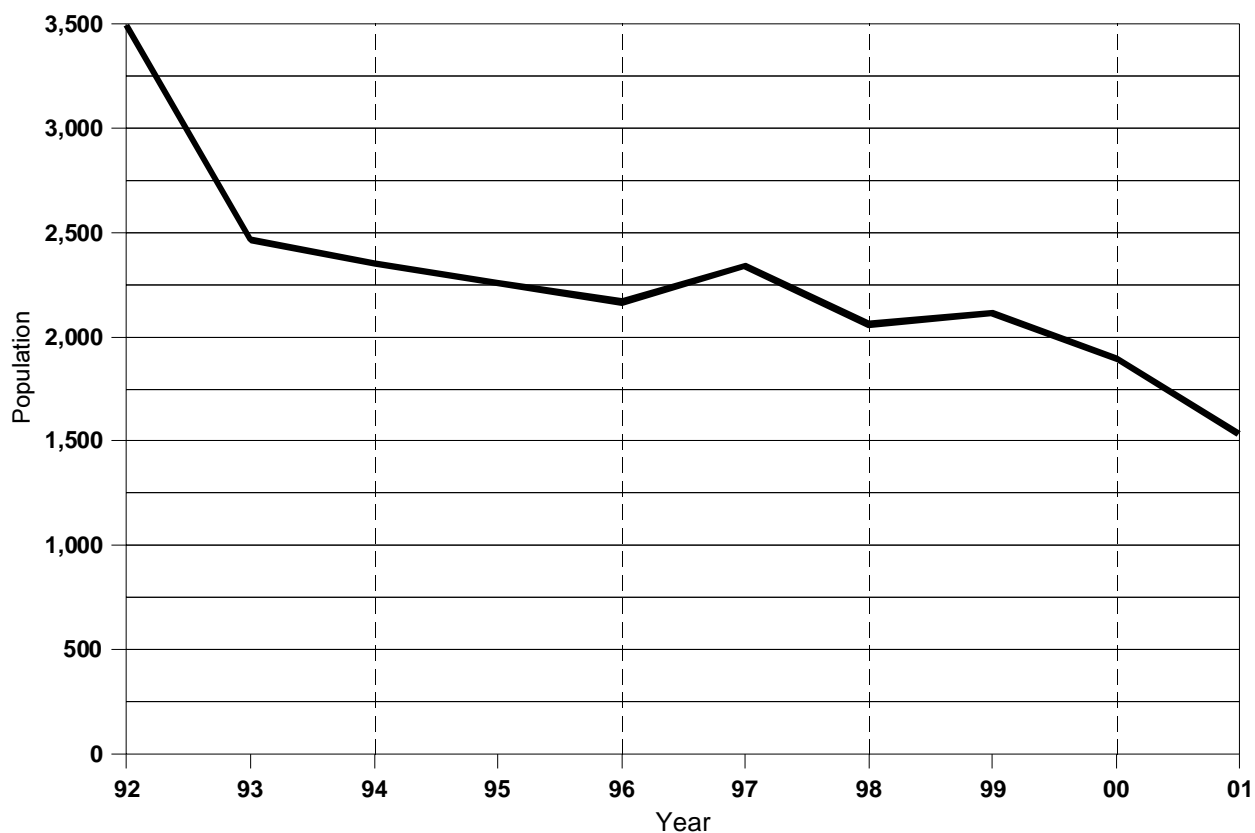
Table E12 shows the end-of-year electronic monitoring population from 1996 through 2001, broken down by type of offender.

Table E13 presents information regarding the CRP zero tolerance escape policy.

# E10 Year-End Prisoner Population: Community Residential Programs (Community Corrections Centers & Electronic Monitoring)

Calendar Years 1992 - 2001

Year	Year-End Population	Numerical Change	Percent Change
1992	3,497	---	---
1993	2,468	(1,029)	(29.4)
1994	2,356	(112)	(4.5)
1995	2,258	(98)	(4.5)
1996	2,167	(91)	(4.0)
1997	2,345	178	8.2
1998	2,058	(287)	(12.2)
1999	2,117	59	2.9
2000	1,897	(220)	(10.4)
2001	1,532	(365)	(19.2)



SOURCE: Prisoner Census Report.

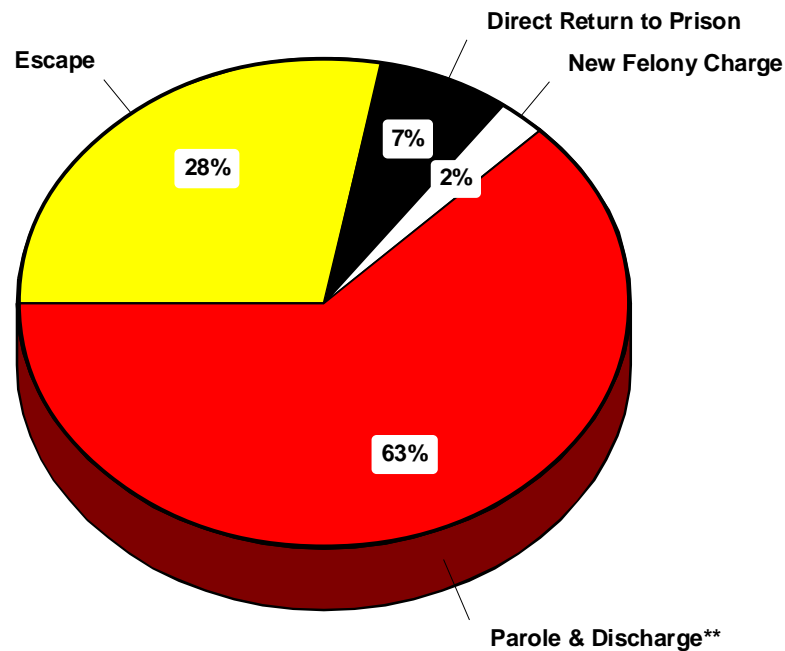
# E11 2001 Prisoner Movement Summary: Community Residential Programs

Beginning Population .....	1,883
Transfers In .....	2,705
<b>Total Service Population .....</b>	<b>4,588</b>
<b>Average Monthly Population .....</b>	<b>1,768</b>

## TERMINATIONS

Movement to Parole .....	2,016
Discharge from Sentence .....	34
Escape .....	912
Direct Return to Prison* .....	235
New Felony Charge .....	63
Death .....	2
<b>Total .....</b>	<b>3,262</b>

## PERCENTAGE DISTRIBUTION OF TERMINATIONS



SOURCE: Correction Management Information System (CMIS).

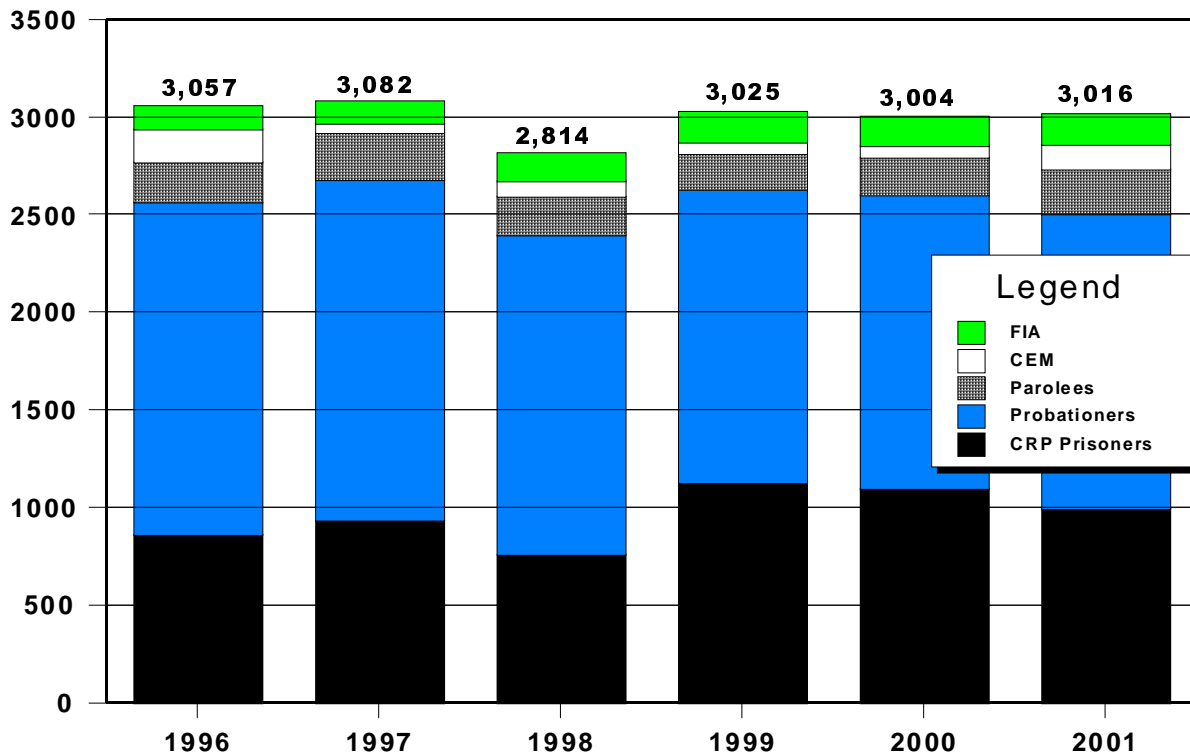
\*Includes medical, administrative and disciplinary returns.

\*\*4 Deaths included in Discharges.

# E12 End-of-Year Electronic Monitoring Population

Calendar Year 1996 - 2001

Year	Community Residential Programs Prisoners	Probationers	Parolees	Community Electronic Monitoring*	Family Independence Agency*	TOTAL
1996	861	1,702	207	164	123	3,057
1997	933	1,744	242	48	115	3,082
1998	755	1,638	200	81	140	2,814
1999	1,126	1,505	177	65	152	3,025
2000	1,094	1,505	194	59	152	3,004
2001	990	1,514	228	129	155	3,016
2001 % Total	33%	50%	8%	4%	5%	100%



SOURCE: Field Operations Administration.

\*Leased Equipment and monitoring services to local community corrections and FIA juvenile agencies.



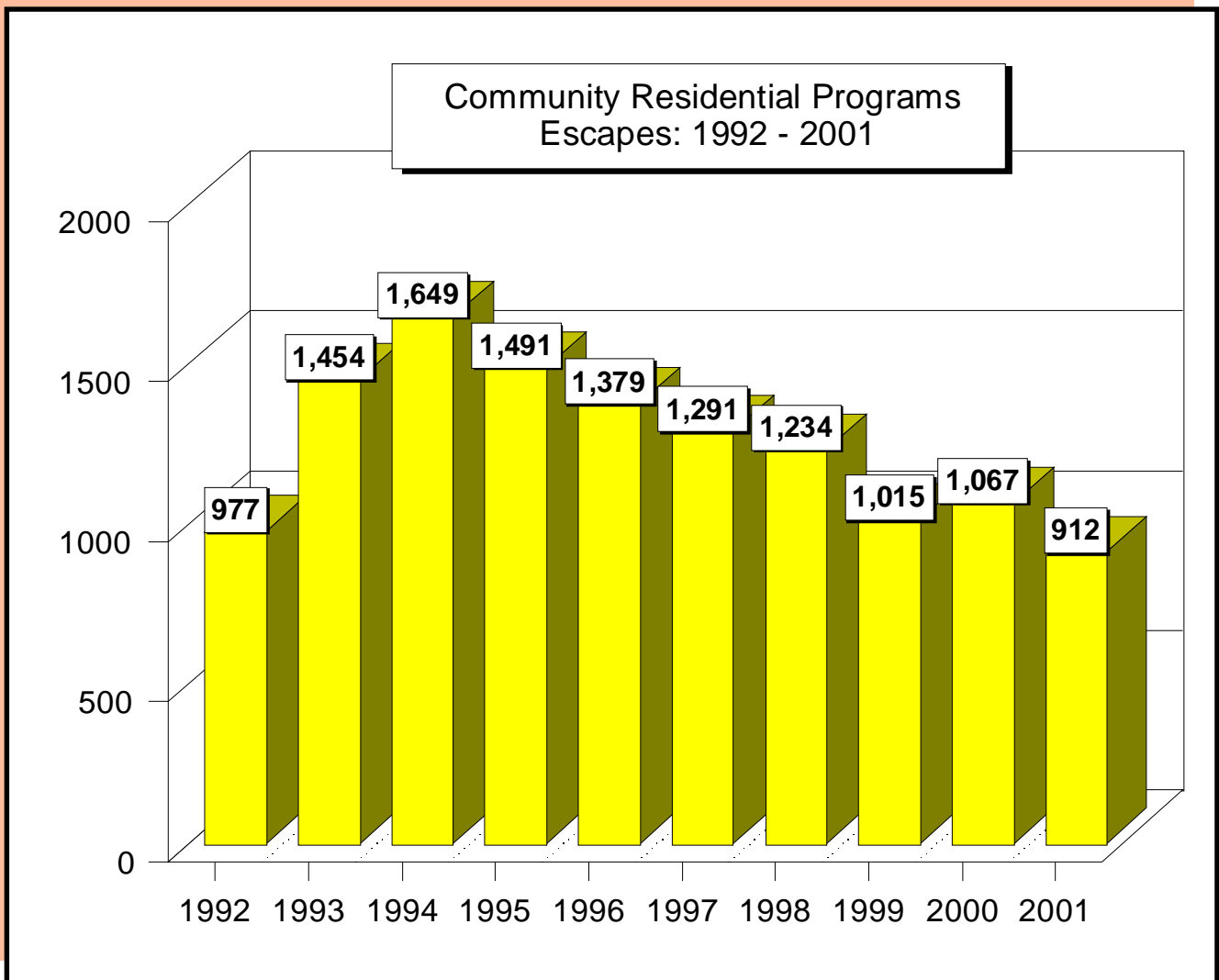
# E13 Zero Tolerance Escape Policy 1992 - 2001 Community Residential Programs

- Zero tolerance escape policy was implemented on September 1, 1993 to strengthen monitoring and accountability of prisoners in community programs.
- Under the policy, prisoners must adhere to preset daily schedules which determine their whereabouts at specific times. Any

violations of the schedules without mitigating circumstances are considered escapes, and immediate steps are taken to apprehend and return the prisoners to an institution.

- Zero tolerance CRP escapes increased sharply at first while prisoners got used to the policy, but

the number of CRP escapes has since declined - dropping by more than one-third since the peak in 1994. Because the new rules require greater responsibility on the part of prisoners, the CRP escape rate remains higher than before the policy.



SOURCE: Corrections Management Information System (CMIS)



## *Office of Community Corrections*

The Office of Community Corrections (OCC) works with local units of government and criminal justice professionals to implement Michigan's Community Corrections Act. The purpose of the Act is to increase the range and utilization of community sanctions and services for non-violent offenders in order to reduce admissions to prison. The OCC implements program policies, guidelines and standards, and provides technical assistance to local units of government to develop and implement locally-developed comprehensive corrections plans. These plans outline criminal justice problems and how policies and practices and P.A. 511 funds will address them.

Local governments voluntarily participate in the implementation of the Act through forming community corrections advisory boards (CCABs) which have responsibilities for developing comprehensive corrections plans. The plans establish the framework for applications for funds. There were 49 CCABs representing 80 counties across the State during fiscal 2001. These include single county, multi county and county/city boards. During fiscal year 2001, community corrections funds were awarded to support programming in 71 counties pursuant to plans/proposals prepared by 43 CCABs.

During fiscal 2001, \$12,936,675 was awarded for comprehensive corrections plans and services, and \$14,896,600 for probation residential services. Local expenditures for plans and services during FY 2001 totaled \$12,377,462 and \$14,174,295 for probation residential services.

The number of new enrollees in community corrections programs during FY 2001 was 36,927.

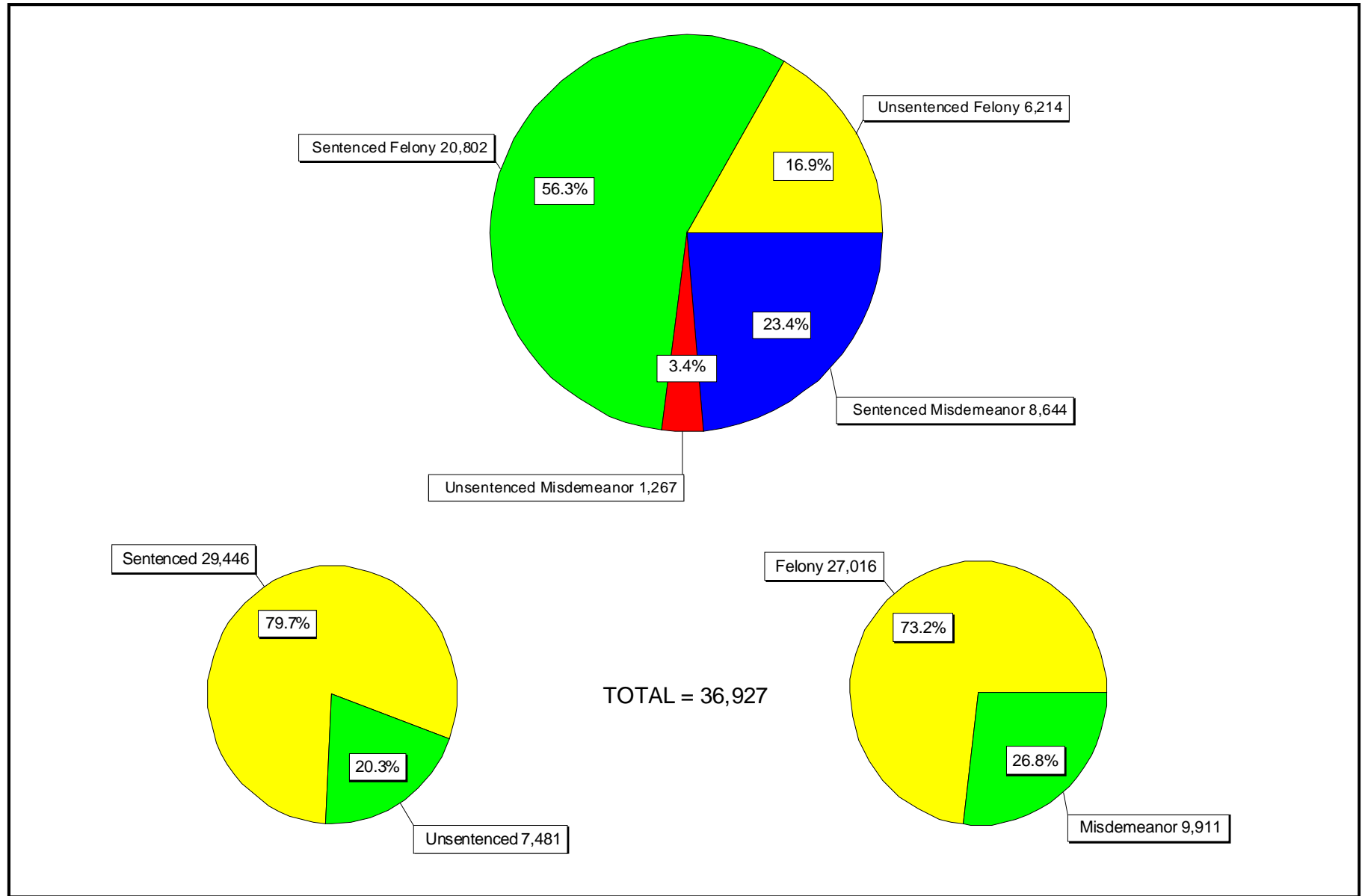
The OCC continued to work with local agencies to upgrade criminal justice information systems and to facilitate data sharing and the development of integrated information systems in FY 2001. This included efforts to integrate information from jails, courts, probation, service providers and local community corrections agencies. The goals are to reduce redundancy in data entry, improve the quality of the data available at local and state levels, improve communication among agencies and improve the efficiency of criminal justice decision making.

Table E15 shows the number of offenders determined eligible and enrolled in programs by crime class and legal status. Table E16 shows the award of funds by program category. Table E17 illustrates the authorized and actual utilization of probation residential services.

# E14 Offenders Enrolled in P.A. 511 Community Corrections Programs in FY 2001

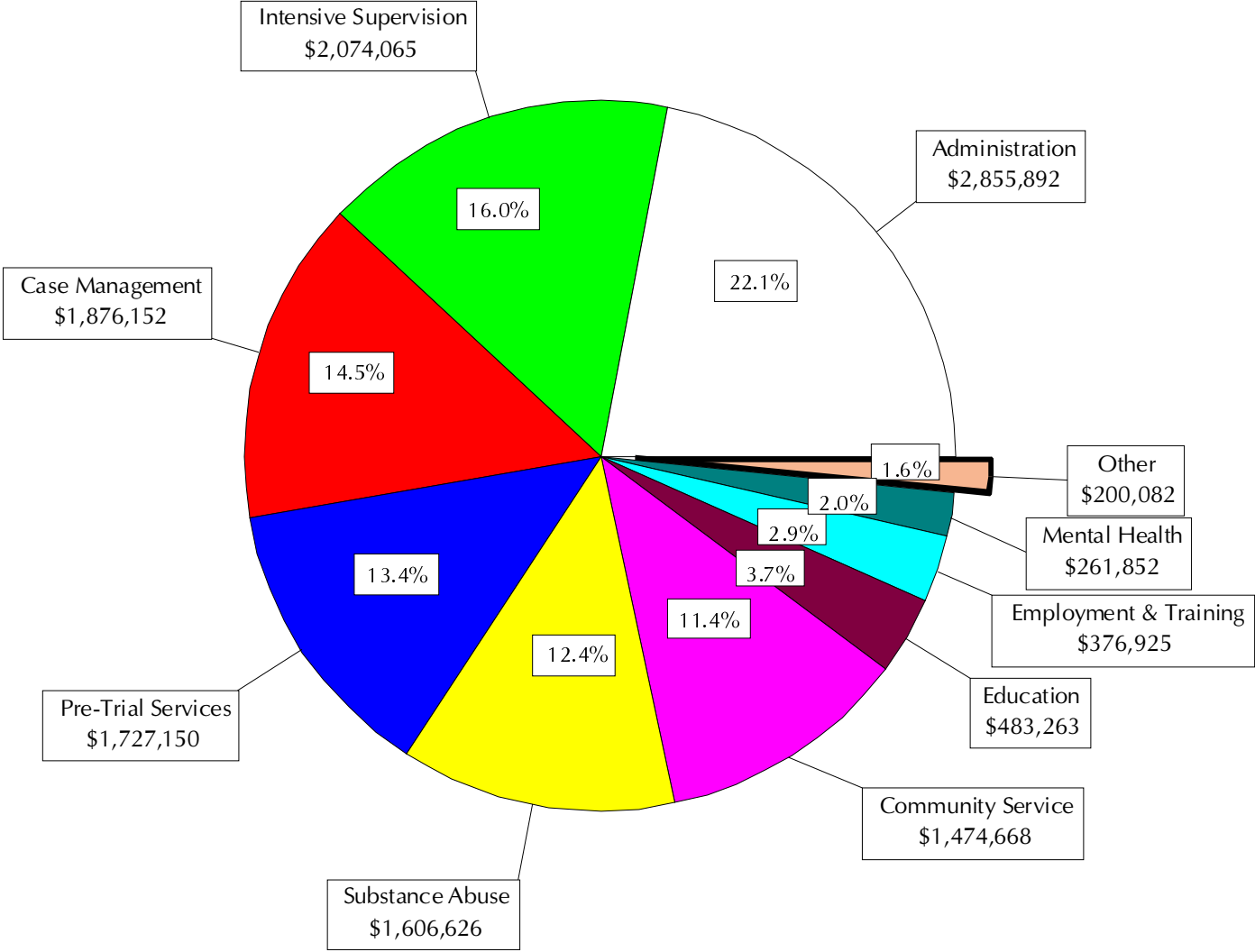
*By Crime Class and Legal Status at Enrollment*

E - 26



SOURCE: Field Operations Administration

**E15 Grants Awarded in FY 2001: \$12,936,675**  
*Community Corrections Comprehensive Plans and Services*



"Other" includes 24-Hour Structured [\$9,127].

SOURCE: Field Operations Administration

# E16 2001 Probation Residential Services

PROGRAM	AUTHORIZED AVERAGE DAILY POPULATION	ACTUAL AVERAGE DAILY POPULATION	UTILIZATION RATE
ALLEGAN/BARRY	7	6.2	88.6%
BAY	5	4.1	82.0%
BERRIEN	20	18.1	90.5%
CALHOUN	21	19.8	94.3%
EATON	4	3.3	82.5%
GENESEE	88	85.6	97.3%
INGHAM	35	34.3	98.0%
JACKSON	14	13.2	94.3%
KALAMAZOO	86	84.3	98.0%
KENT	96	95.8	99.8%
MACOMB	27	25.9	95.9%
MARQUETTE	3	2.2	73.3%
MIDLAND	5	4.5	90.0%
MONROE	18	16.4	91.1%
MUSKEGON	34	32.0	94.1%
NORTHERN MICHIGAN	5	3.5	70.0%
NORTHWEST MICHIGAN	10	8.6	86.0%
OAKLAND	89	88.8	99.8%
OTTAWA	5	2.9	58.0%
SAGINAW	52	51.3	98.7%
ST. CLAIR	43	42.7	99.3%
ST. JOSEPH	44	43.1	98.0%
THIRTEENTH CIRCUIT CCAB	4	1.8	45.0%
THIRTY-FOURTH CIRCUIT	10	9.7	97.0%
TWENTY-SIXTH CIRCUIT	5	4.1	82.0%
VAN BUREN	5	4.7	94.0%
WASHTENAW	26	25.6	98.5%
WAYNE	183	169.4	92.6%
WEST CENTRAL U.P.	5	4.3	86.0%
<b>TOTALS</b>	<b>949</b>	<b>906.2</b>	<b>95.5%</b>

SOURCE: Field Operations Administration

---

# Department Operations

A blue square containing a white capital letter 'F'.

This section contains data and information about a variety of Departmental programs and administrative functions, operations and services.

There are four subsections.

- *Prisoner Program, Misconduct and Litigation Statistics*
- *Bureau of Correctional Industries*
- *Health Care Services*
- *Department Expenditures and Personnel Summaries*







## *Prisoner Program, Misconduct and Litigation Statistics*

Tables F1a, F1b, F1c, and F2 provide statistics regarding prisoner participation in the various institutional programs, library and volunteer activities, religious services, and academic and vocational programs that were available during 2001.

Table F3 shows the number and disposition of misconduct charges, by location, that were issued against prisoners in 2001.

Table F4 is a summary of the number of lawsuits filed against the Department, by category and year (1998-2001).

# F1a 2001 Institutional Program Report - Average Monthly Participation

Page One of Two

Name	Alcoholics Anonymous	Narcotics Anonymous	Substance Abuse Programs	Self-Help Programs	Lifers	Veterans	Ethnic Programs			Hobby-Craft/Cards	Organized Sports	Exercise and Fitness
							Black	Hispanic	Native American			
Alger Maximum Corr Facility • <i>Camp Cusino</i>	0	0	2	8	0	0	0	0	0	0	99	785
	0	0	2	0	0	0	0	0	0	0	0	0
Baraga Maximum Corr Fac • <i>Camp Kitwen</i>	0	0	5	10	0	0	0	0	0	0	52	871
	21	0	0	0	0	0	0	0	0	0	0	0
Bellamy Creek Corr Facility	Newly opened Dec. 01 - therefore, no statistics were available.											
Boyer Road Corr Facility	14	15	28	52	34	51	36	35	21	302	2,978	1,485
Carson City Corr Facility	17	16	11	13	0	6	0	22	8	271	553	8
Charles E. Egeler Corr Facility	13	4	33	312	17	8	0	8	0	107	859	814
Chippewa Corr Facility	12	50	0	4	0	5	0	9	0	90	1,315	1,282
Cooper Street Corr Facility	25	24	27	64	0	4	0	12	0	164	1,183	4,665
Deerfield Corr Facility	32	0	39	55	0	6	20	61	0	387	2,050	2,457
Earnest C. Brooks Corr Facility	62	53	62	31	0	31	0	13	22	244	2,275	676
Florence Crane Corr Facility • <i>Camp Branch</i>	13	5	11	144	0	0	0	0	0	54	488	1,410
	17	0	0	0	0	0	0	0	0	0	0	0
G. Robert Cotton Corr Facility • <i>Camp Waterloo</i>	4	7	50	14	0	30	0	10	0	329	2,021	3,050
	<i>Camp Waterloo</i> lost its last prisoners in August 2001. Records not available.											
Gus Harrison Corr Facility	3	7	5	135	34	51	36	35	21	202	301	298
Hiawatha Corr Facility	4	3	0	14	0	4	0	4	4	335	741	1,303
Huron Valley Corr Facility	2	3	0	0	0	0	0	0	0	0	899	3,281
Ionia Maximum Corr Facility	5	0	10	24	0	0	0	0	0	0	16	0
Kinross Corr Facility • <i>Camp Koehler</i>	30	30	0	11	33	49	0	13	13	328	8	0
	9	5	13	0	0	0	0	0	0	0	0	159
Lakeland Corr Facility	10	3	15	6	63	0	0	0	0	184	43	176
Macomb Corr Facility	46	49	0	0	24	17	0	15	0	244	502	668
Marquette Branch Prison	27	6	60	0	0	0	0	0	0	123	3,162	1,622
Michigan Reformatory	9	0	19	231	0	0	0	27	0	115	1,022	0
Mid-Michigan Corr Facility	6	4	12	6	0	9	0	5	9	270	617	4,854
Mound Corr Facility	23	27	5	207	36	0	12	11	0	144	4,636	3,119
Muskegon Corr Facility	24	22	101	190	48	0	53	18	5	257	7,709	6,697

# F1a 2001 Institutional Program Report - Average Monthly Participation

Page Two of Two

G - 5

Name	Alcoholics Anonymous	Narcotics Anonymous	Substance Abuse Programs	Self-Help Programs	Lifers	Veterans	Ethnic Programs			Hobby-Craft/Cards	Organized Sports	Exercise and Fitness
							Black	Hispanic	Native American			
Newberry Corr Facility	27	23	18	0	0	0	7	9	0	110	296	0
•Camp Manistique	14	4	0	0	0	0	0	0	0	0	0	11
Oaks Corr Facility	0	0	0	0	0	0	0	0	0	0	698	612
•Camp Sauble	3	3	0	0	0	0	4	0	0	11	0	114
Ojibway Corr Facility	27	8	85	0	16	0	0	0	0	92	400	738
•Camp Ottawa	18	6	107	0	0	0	0	0	0	12	364	0
Parnall Corr Facility	21	23	32	0	0	11	0	0	0	0	341	1,622
Parr Highway Corr Facility	39	14	14	2	0	31	0	13	22	173	351	0
Pine River Corr Facility	4	4	7	178	0	151	0	22	0	0	1,216	5,483
Pugsley Corr Facility	10	9	8	4	0	6	0	0	0	160	2,040	1,140
Richard A. Handlon Corr Fac	10	5	0	30	0	0	8	0	0	101	556	0
Riverside Corr Facility	25	11	81	140	0	0	0	26	0	92	389	667
Robert Scott Corr Facility	26	33	22	436	35	0	343	0	0	190	688	489
•Camp Brighton	3	4	0	0	0	0	0	0	0	0	0	0
Ryan Corr Facility	13	17	0	0	62	0	37	35	0	77	407	214
Saginaw Corr Facility	82	53	51	182	22	28	11	29	11	397	2,112	323
Southern Michigan Corr Fac	14	7	18	15	0	5	0	12	8	110	947	8,291
SPSM - Central Complex	Figures are not available due to facility in transition.											
St. Louis Corr Facility	5	5	8	372	11	0	0	10	7	67	128	220
Standish Max Corr Facility	4	2	0	0	0	0	0	0	0	0	0	0
•Camp Lehman	17	0	17	15	0	0	0	0	0	17	48	0
Straits Corr Facility	267	23	18	40	0	8	0	13	164	219	486	383
•Camp Pellston	7	5	0	0	0	0	0	0	0	8	0	0
Thumb Corr Facility	31	19	44	46	15	8	0	16	7	357	833	186
•Camp Tuscola	6	6	10	22	0	0	0	0	0	15	239	17
West Shoreline Corr Facility	61	1,110	0	0	0	16	0	0	0	115	0	810
Western Wayne Corr Facility	20	11	50	0	0	0	1	0	0	299	1,826	70
<b>Total</b>	<b>1,182</b>	<b>1,738</b>	<b>1,100</b>	<b>3,013</b>	<b>450</b>	<b>535</b>	<b>568</b>	<b>483</b>	<b>322</b>	<b>6,772</b>	<b>47,894</b>	<b>61,070</b>

Source: Office of Program Services (Administration and Programs)

Note: Information is not included for prisoners under the supervision of the Field Operations Administration (CRP/SAI), and the private leased Michigan Youth Correctional Facility.

# F1b 2001 Prisoner Library and Volunteer Activity - Average Monthly Participation

Page One of Two

Facility Code	Name	Law Library Hours	Law Library Visits	General Library Hours	General Library Visits	Average No. of Volunteers	Average No. of Volunteer Hours
LMF	Alger Maximum Corr Facility • <i>Camp Cusino</i>	143	1,439	10	108	4	13
		0	0	123	111	5	19
AMF	Baraga Maximum Corr Facility • <i>Camp Kitwen</i>	159	570	9	351	5	6
		0	0	60	130	43	13
IBC	Bellamy Creek Corr Facility	Newly opened Dec. 01 - therefore, no statistics were available.					
OTF	Boyer Road Corr Facility	150	520	127	644	106	307
DRF	Carson City Corr Facility	245	1,687	137	749	61	67
SMN	Charles E. Egeler Corr Facility	101	654	35	529	97	192
URF	Chippewa Corr Facility	245	876	144	788	163	820
JCS	Cooper Street Corr Facility	134	1,096	134	1,096	67	172
ITF	Deerfield Corr Facility	144	1,081	143	1,398	119	458
LRF	Earnest C. Brooks Corr Facility	430	1,414	371	1,362	85	1,362
ACF	Florence Crane Corr Facility • <i>Camp Branch</i>	2,532	6,149	2,537	3,583	446	943
		195	111	157	292	39	93
JCF	G. Robert Cotton Corr Facility • <i>Camp Waterloo</i>	297	1,799	143	1,346	23	83
		Lost its last prisoners in August 2001. Records not available.					
ARF	Gus Harrison Corr Facility	481	1,672	481	842	30	115
HTF	Hiawatha Corr Facility	161	601	126	1,087	21	73
HVM	Huron Valley Corr Facility	53	376	18	232	57	67
ICF	Ionia Maximum Corr Facility	136	896	123	499	22	42
KCF	Kinross Corr Facility • <i>Camp Koehler</i>	85	260	85	237	191	831
		0	0	20	71	22	32
LCF	Lakeland Corr Facility	154	931	154	1,098	50	123
MRF	Macomb Corr Facility	438	1,089	402	1,054	28	92
MBP	Marquette Branch Prison	119	401	330	1,310	162	331
RMI	Michigan Reformatory	152	1,859	339	1,119	69	110
STF	Mid-Michigan Corr Facility	210	292	210	580	86	63
NRF	Mound Corr Facility	201	1,988	277	242	202	124
MCF	Muskegon Corr Facility	169	979	169	1,459	63	137
NCF	Newberry Corr Facility • <i>Camp Manistique</i>	167	299	167	1,058	30	94
		0	0	86	0	11	47
ECF	Oaks Corr Facility • <i>Camp Sauble</i>	185	821	185	376	11	98
		0	0	198	98	6	82
OCF	Ojibway Corr Facility • <i>Camp Ottawa</i>	295	744	303	325	7	13
		0	0	0	1,042	0	0
SMT	Parnall Corr Facility	48	784	25	146	32	64
ATF	Parr Highway Corr Facility	165	376	157	679	40	66
SPR	Pine River Corr Facility	205	302	359	849	33	28
MPF	Pugsley Corr Facility	148	594	98	1,428	33	70
MTU	Richard A. Handlon Corr Fac	159	160	159	624	47	0
RCF	Riverside Corr Facility	165	538	136	270	21	37
SCF	Robert Scott Corr Facility • <i>Camp Brighton</i>	772	387	338	1,316	92	151
		81	88	31	12	29	45

# F1b 2001 Prisoner Library and Volunteer Activity - Average Monthly Participation

Page Two of Two

Facility Code	Name	Law Library Hours	Law Library Visits	General Library Hours	General Library Visits	Average No. of Volunteers	Average No. of Volunteer Hours
RRF	Ryan Corr Facility	197	1,513	117	524	0	0
SRF	Saginaw Corr Facility	278	1,386	334	1,185	185	279
JMF	Southern Michigan Corr Facility	200	1,786	214	696	58	148
SMI	SPSM - Central Complex	Figures are not available due to facility in transition.					
SLF	St. Louis Corr Facility	181	2,932	163	1,020	33	40
SMF	Standish Maximum Corr Facility • <i>Camp Lehman</i>	42	1,165	16	535	32	82
		99	507	87	683	13	57
KTF	Straits Corr Facility • <i>Camp Pellston</i>	112	246	135	985	23	35
		0	0	43	88	7	33
TCF	Thumb Corr Facility • <i>Camp Tuscola</i>	256	625	250	819	67	307
		0	0	677	87	35	56
MTF	West Shoreline Corr Facility	119	538	106	427	84	324
WCF	Western Wayne Corr Facility	165	452	145	981	71	164
<b>Total</b>		<b>11,173</b>	<b>44,983</b>	<b>11,393</b>	<b>38,570</b>	<b>3,266</b>	<b>9,008</b>

Source: Office of Program Services (Administration and Programs)

Note: Information is not included for prisoners under the supervision of the Field Operations Administration (CRP/SAI), and the private leased Michigan Youth Correctional Facility.

## F1c 2001 Prisoner Religious Preferences

Buddhist	179
Catholic	5,627
Church of Scientology	40
Hare Krishna	9
Jehovah Witness	449
Jewish	495
Moorish Science Temple	2,681
Muslim (Al Islam)	1,829
Nation of Islam	1,847
Native American Traditional Ways	699
Other	2,472
Protestant	23,683
Seventh Day Adventist	167

Note: Religious programming varies among the different facilities depending on population and classification levels.

Source: Office of Program Services (Administration and Programs)

# F2 Institutional Education Program Statistics - Averages for 2001

Page One of Three

F - 9

	Alger Maximum	Baraga Maximum	Bellamy Creek	Boyer Road	Carson City	CFA Camps	Charles E. Egeler	Chippewa Corr.	Cooper Street	Deerfield	Earnest C. Brooks	Florence Crane	G. Robert Cotton	Gus Harrison	Hiawatha
ACADEMIC															
Basic Education 0-8	83	127	296	121	201	240	40	200	143	84	143	182	234	294	55
GED Preparation	11	23	27	20	59	103	33	22	70	85	102	23	135	14	57
PRE-RELEASE SKILLS	7	41				27		8	38	6				27	18
Title I - EDIA			57	6	2	20		24	2	11	11	4		7	
Special Education			7		9			3		4	4		11	2	
College Level															
Cell Study	79	86	50					43							
ACADEMIC TOTAL	180	277	437	147	271	390	73	300	253	190	260	209	380	344	130
VOCATIONAL															
Auto Body Repair															
Auto Mechanics															
Building Trades				20				21		23			16		25
Electronics	25										27				
Food Service Hosp. Manag.					19			24			16	21	14	35	
Visual Graphic Tech.										15					
Horticulture			8				16			17		19		14	
Custodial Maint. Tech.			25				34	36	30	28	27		16	14	41
Machine Tool Operation															
Business Ed. Technology					35					41					35
Optical Technology										16					
TV Production															
Welding															
VOCATIONAL TOTAL	25	0	33	20	54	0	50	81	30	140	70	40	46	63	101

## F2 Institutional Education Program Statistics - Averages for 2001

Page Two of Three

	Huron Valley	Ionia Maximum	Kinross	Lakeland	Macomb	Marquette Branch Prison	Mid-Michigan	Mound	Muskegon	Newberry	Oaks	Ojibway	Parnall	Parr Highway	Pine River
ACADEMIC															
Basic Education 0-8	93	94	50	172	238	135	125	166	204	376	103	279	159	171	146
GED Preparation	11	125	30	93	51	79	39	81	84	150	38	41	18	26	71
PRE-RELEASE SKILLS			14	14	11	9		16	55	51		24	21	25	6
Title I - EDIA		6	3							28		22			
Special Education	1					1									
College Level															
Cell Study	23	180				35					59				
ACADEMIC TOTAL	128	405	97	279	300	259	164	263	343	605	200	366	198	222	223
VOCATIONAL															
Auto Body Repair			23												
Auto Mechanics			28						36				28		
Building Trades			25	9			21								18
Electronics													25		
Food Service Hosp. Manag.				16	31				19						13
Visual Graphic Tech.															
Horticulture	3		19	21	15		20		22				10		13
Custodial Maint. Tech.	24	14	43		13	49	35	28	27	44		37	25		15
Machine Tool Operation															
Business Ed. Technology			36	30			45								50
Optical Technology															
TV Production															
Welding			27												
VOCATIONAL TOTAL	27	14	201	76	59	49	121	28	104	44	0	37	63	25	109



## F2 Institutional Education Program Statistics - Averages for 2001

Page Three of Three

	Pugsley	Richard A. Handlon	Riverside	Robert Scott	Ryan	Saginaw	Southern Michigan	SPSM Central Complex	St. Louis	Standish Max.	Straits	Thumb	West Shoreline	Western Wayne
ACADEMIC														
Basic Education 0-8	36	319	110	206	163	176	86		177	92	148	155	204	124
GED Preparation		43	63	21	66	76	105		63	11	9	30	84	36
PRE-RELEASE SKILLS			1	27		12	12	5		1	7	1	55	1
Title I - EDIA		43	1	4							5	22		4
Special Education		20		8						3		3		
College Level														
Cell Study				5	2		1	35	22	48				
ACADEMIC TOTAL	36	425	175	271	231	264	204	40	262	155	169	211	343	165
VOCATIONAL														
Auto Body Repair														
Auto Mechanics		25												20
Building Trades		43										17		22
Electronics														
Food Service Hosp. Manag.				19	26	34						23		
Visual Graphic Tech.				15			23							
Horticulture		12	12		6	21		6				3		
Custodial Maint. Tech.		27		17	18	41	17	11	20		36		42	12
Machine Tool Operation		14												
Business Ed. Technology			20	24			24							18
Optical Technology							6							
TV Production														
Welding		28												
VOCATIONAL TOTAL	0	149	32	75	50	96	70	17	20	0	36	43	42	72

SOURCE: Office of Program Services (Administration and Programs).

Note: Information is not included for prisoners under the supervision of the Field Operations Administration (CRP/SAI), and the private leased Michigan Youth Correctional Facility.

### F3 2001 Major Misconduct Statistics: Yearly Totals

Institution	Total Cases	Total Charges	Charges Not Guilty	Percent of Charges Not Guilty	Charges Dismissed	Percent of Charges Dismissed	Total Percent Not Guilty & Dismissed
Alger Maximum	2,934	3,604	88	2.4%	287	8.0	10.4%
Baraga Maximum	3,470	3,955	124	3.1%	90	2.3	5.4%
Bellamy Creek	27	32	0	0.0%	6	18.8	18.8%
Boyer Road	536	583	31	5.3%	28	4.8%	10.1%
Carson City	1,768	1,943	85	4.4%	107	5.5%	9.9%
CFA Camps	2,034	2,151	155	7.2%	56	2.6%	9.8%
Charles E. Egeler	575	659	42	6.4%	19	2.9%	9.3%
Chippewa	4,241	4,709	203	4.3%	287	6.1%	10.4%
Comm. Res. Programs	2,613	2,991	129	4.3%	98	3.3%	7.6%
Cooper Street	524	574	61	10.6%	18	3.1%	13.8%
Deerfield	727	783	26	3.3%	23	2.9%	6.3%
Earnest C. Brooks	1,824	2,000	137	6.9%	83	4.2%	11.0%
Florence Crane	872	947	72	7.6%	25	2.6%	10.2%
G. Robert Cotton	3,167	3,450	179	5.2%	137	4.0%	9.2%
Gus Harrison	1,830	2,051	159	7.8%	66	3.2%	11.0%
Hiawatha	569	640	38	5.9%	21	3.3%	9.2%
Huron Valley	1,423	1,627	116	7.1%	41	2.5%	9.6%
Ionia Maximum	2,615	2,938	56	1.9%	125	4.3%	6.2%
Kinross	994	1,122	54	4.8%	44	3.9%	8.7%
Lakeland	905	998	81	8.1%	44	4.4%	12.5%
Macomb	796	895	68	7.6%	49	5.5%	13.1%
Marquette Branch	1,974	2,259	104	4.6%	74	3.3%	7.9%
Michigan Reformatory	2,086	2,287	114	5.0%	100	4.4%	9.4%
Michigan Youth	2,492	3,065	282	9.27%	546	17.8%	27.0%
Mid-Michigan	671	732	72	9.8%	23	3.1%	13.0%
Mound	737	821	76	9.3%	52	6.3%	15.6%
Muskegon	2,263	2,517	276	11.0%	115	4.6%	15.5%
Newberry	1,467	1,605	91	5.7%	52	3.2%	8.9%
Oaks	2,089	2,225	66	3.0%	54	2.4%	5.4%
Ojibway	1,637	1,838	130	7.1%	54	2.9%	10.0%
Parnall	977	1,082	106	9.8%	45	4.2%	14.0%
Parr Highway	409	438	26	5.9%	15	3.4%	9.4%
Pine River	471	516	33	6.4%	12	2.3%	8.7%
Pugsley	568	609	44	7.2%	37	6.1%	13.3%
Richard A. Handlon MTU	3,469	3,817	277	7.3%	207	5.4%	12.7%
Riverside	3,232	3,545	177	5.0%	167	4.7%	9.7%
Robert Scott	2,203	2,787	317	11.4%	379	13.6%	25.0%
Ryan	768	869	71	8.2%	31	3.6%	11.7%
Saginaw	1,276	1,383	94	6.8%	33	2.4%	9.2%
SAI	154	161	1	0.6%	0	0.0%	0.6%
St. Louis	2,524	2,881	214	7.4%	99	3.4%	10.9%
Southern Michigan	1,539	1,788	109	6.1%	66	3.7%	9.8%
SPSM - Central Complex	2,328	2,750	115	4.2%	133	4.8%	9.0%
SPSM - R&GC	54	62	1	1.6%	1	1.6%	3.2%
Standish Maximum	1,136	1,235	82	6.6%	110	8.9%	15.5%
Straits	598	681	44	6.5%	33	4.8%	11.3%
Thumb	708	769	70	9.1%	19	2.5%	11.6%
West Shoreline	770	824	49	5.9%	25	3.0%	9.0%
Western Wayne	887	986	136	13.8%	36	3.7%	17.4%
<b>TOTAL</b>	<b>73,931</b>	<b>83,184</b>	<b>5,081</b>	<b>6.1%</b>	<b>4,172</b>	<b>5.0%</b>	<b>11.1%</b>

Source: Corrections Management Information System (CMIS).

## F4 Litigation Statistics, 1998 - 2001

CATEGORY	1998	1999	2000	2001
Access to Courts	10	9	10	11
Community Residential Programs	11	2	2	9
Conditions of Confinement	18	20	16	8
Disciplinary Process	34	19	20	27
Discrimination	10	0	8	6
Employee – Discrimination	62	63	44	21
Employee – Other	28	24	31	23
Failure to Protect – Prisoner	23	21	7	12
Failure to Protect – Public	1	0	1	2
Food	0	2	0	2
Freedom of Information Act	7	5	4	4
Harassment	52	36	24	29
Jail Facilities	0	1	1	0
Mail – Legal	5	4	3	0
Mail – Nonlegal	6	8	4	11
Medical	33	45	39	45
Miscellaneous	53	55	43	59
Parole Administrative Appeal*	1,011	857	322	230
Parole Release Process**	26	28	9	3
Parole Revocation Process	101	116	108	105
Personal Injury – Prisoner	11	22	3	14
Personal Injury – Public	0	1	0	2
Petitions for Review – APA	237	281	273	226
Prison Sites	0	0	0	0
Programming	11	22	18	10
Property	7	14	21	14
Property – Legal	1	1	0	0
Religion	12	14	8	5
Searches	1	0	4	2
Security Classification	36	44	38	29
Time Computation	46	48	50	41
Transfer	0	1	10	4
Use of Force	8	7	19	25
Use of Restraints	3	0	1	4
Visits	11	15	6	5
<b>TOTAL LAWSUITS</b>	<b>1,875</b>	<b>1,785</b>	<b>1,147</b>	<b>988</b>

SOURCE: Office of Policy and Hearings (Executive Bureau).

\* This category includes all appeals of Parole Board decisions to Circuit Court under MCL 791.234(7). It includes most cases which were in the "Parole Release Process" category in earlier years.

\*\* Most of this category is now reported in the "Parole Administrative Appeal" category.





## *Bureau of Correctional Industries*

Table F5 is a seven year history of total sales and net margin for the Bureau of Correctional Industries.

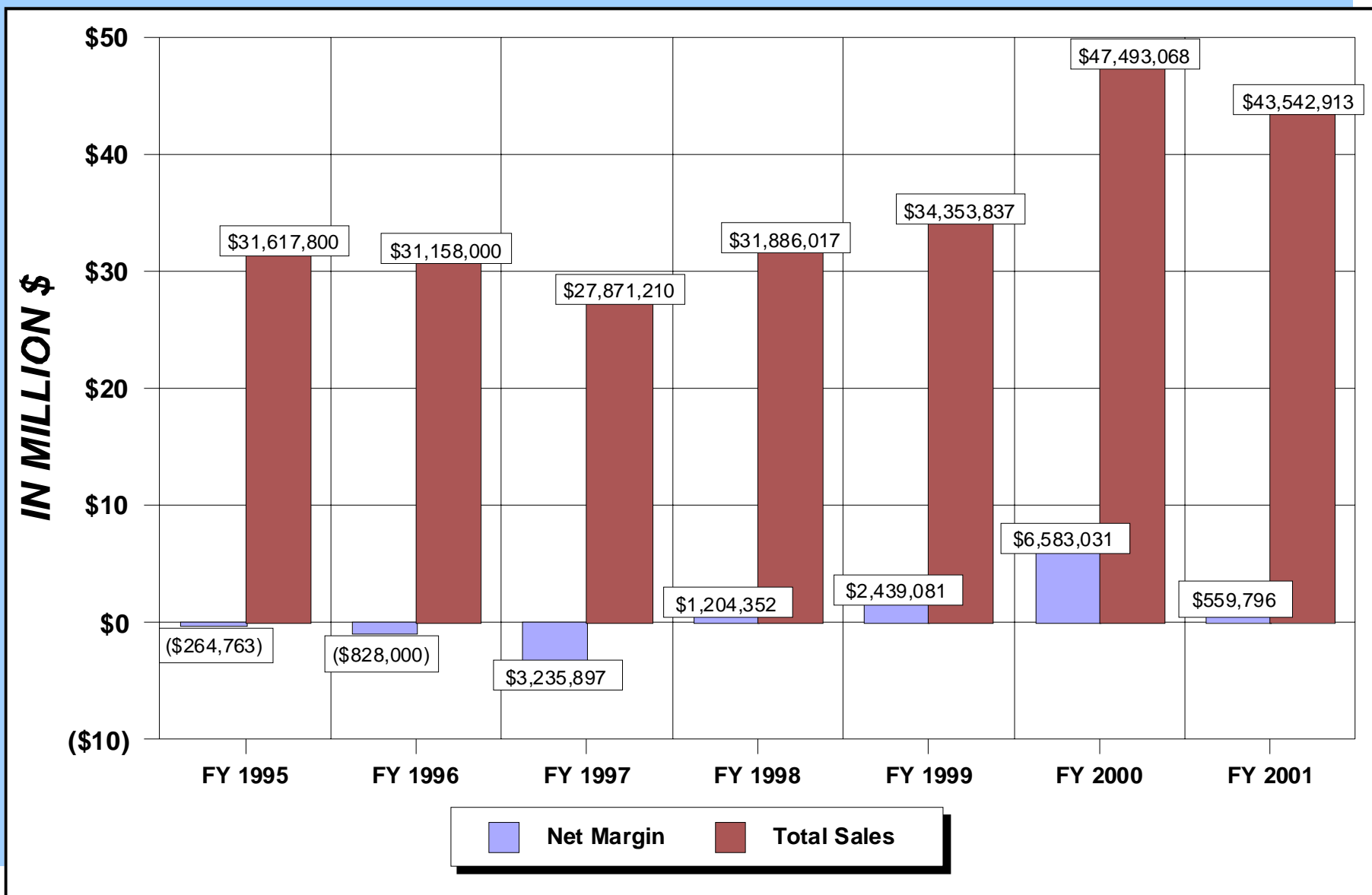
Table F6 provides more detailed information regarding total sales and net margin for factory

operations, broken down by individual factory and year (FY 99/00 and FY 00/01).

Table F7 shows the hourly pay schedule for prisoners employed in correctional industries.

# F5 Seven-Year History of Total Sales and Net Margin 1995 - 2001

F - 16



SOURCE: Bureau of Correctional Industries (Administration and Programs).

## F6 Comparison of Total Sales and Net Margins from Factory Operations 1999 - 2001 (In Thousands)

FACTORY	SALES		NET MARGIN or (Loss)	
	FY 99/00	FY 00/01	FY 99/00	FY 00/01
Brooks Laundry	\$998	\$1,245	\$ (94)	\$ (21)
Camp Ottawa Sawmill	397	456	(291)	(266)
Carson City Garment	5,700	5,565	1,368	1,291
Carton	299	216	(48)	(58)
Chair	1,391	1,165	(56)	(287)
Chippewa Garment	1,571	1,249	452	65
Chippewa Laundry	831	988	(30)	3
Computer Operations	0	4	0	(232)
Cushion	455	359	41	(67)
Data Processing	17	0	(97)	0
Dental Lab	201	226	(53)	2
Farms	3,216	3,642	(109)	(257)
Furniture Restoration	443	366	(235)	(435)
Optical Lab	230	229	7	20
Jackson Dairy	1,340	1,819	(320)	(254)
Jackson Garment	0	196	0	118
Jackson Laundry	1,190	1,268	(52)	(321)
Jackson Machine	15	246	(71)	70
Jackson Print Shop	0	1,144	0	236
Janitorial	2,763	3,190	515	809
Kinross Garment	4,378	3,264	1,564	774
Lakeland GIS	79	101	(109)	(110)
License/Plate	3,007	1,602	866	31
License/Tab	26	30	5	20
Marquette Dairy	0	342	0	(157)
Marquette Garment	1,139	1,285	265	224
Mattress	2,655	1,859	396	119
Metal Furniture	4,670	1,890	2,151	(633)
Shoe	2,150	2,087	368	376
Sign	558	410	(52)	(94)
Textile	5,643	5,016	903	203
Thumb Laundry	1,104	1,095	(32)	(117)
Vinyl Products	122	105	(73)	(119)
Wood Furniture	905	893	(659)	(378)
<b>TOTAL</b>	<b>\$ 47,493</b>	<b>\$ 43,542</b>	<b>\$ 6,520</b>	<b>\$ 555</b>

SOURCE: Bureau of Correctional Industries (Administration and Programs).

NOTES: Computer Operations, Jackson Garment, Jackson Print Shop, and the Marquette Dairy (new factories) were opened during FY 00/01.

Dollar amounts are rounded to the nearest thousand.

Negative Net Margin represents a loss.

Differences between figures in Tables F5 and F6 are due to miscellaneous revenue.

# F7 2001 Hourly Pay Schedule

## INDUSTRIES HOURLY PAY SCHEDULE

CLASS	Automatic Increases		
	Start	30-Day	60-Day
	A	B	C
1. Trainee	.25	.27	.30
2. Semi-Skilled	.35	.40	.45
3. Skilled	.50	.55	.60
4. Highly Skilled	.65	.70	.75
7. Specialist	.80	.85	.90

Merit increases have been eliminated. Anyone currently at a pay rate which exceeds the maximum rate for that classification will be frozen.

SOURCE: Bureau of Correctional Industries (Administration and Programs).





## Health Care Services

This section presents tables and charts regarding the cost of health care services for prisoners. Services are provided by the Bureau of Health Care Services. The Bureau has two main goals:

- Provide cost-effective care.
- Provide quality care.

Tables and Charts F8 through F10 summarize the Department's FY 2001 health care costs for prisoners and include comparisons for previous years. The tables and charts:

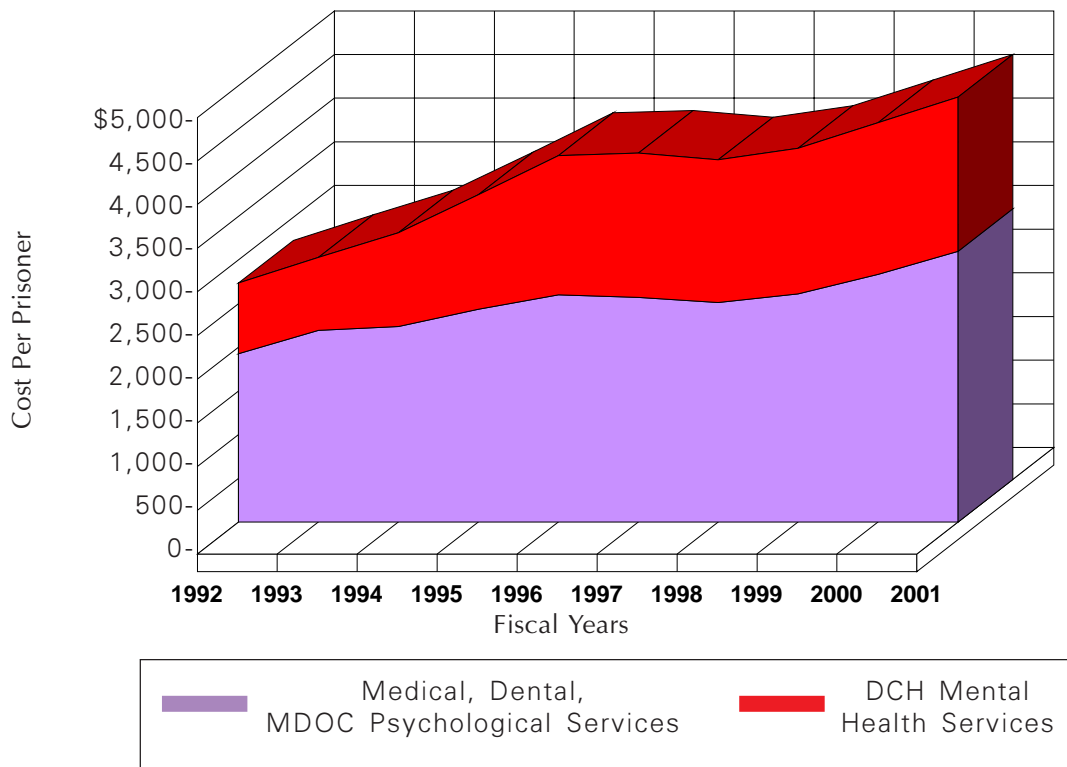
- Compare health care costs since the implementation of *managed care* for prisoners to costs prior to implementation.
- Distinguish between *medical, dental, and psychological services* provided or controlled directly by the Department of Corrections versus *mental health* care costs provided directly by the Department of Community Health (DCH) for prisoners with serious mental illness.
- Show a detailed breakdown of the costs under direct control of the Department of Corrections, (i.e. excluding the DCH costs).

# F8 Health Care Expenditures Profile

Fiscal Years 1992 -2001

Fiscal Year	Average Population*	Annual Percent Change	Average Cost Per Prisoner			
			Medical, Dental, MDOC Psychological Services (MDPS)	MDPS Annual Percent Change	DCH** Mental Health	TOTAL
<b>Prior to Implementing Managed Care</b>						
1992	37,483	---	1,928	---	810	2,738
1993	38,785	3.5%	2,196	13.9%	834	3,030
1994	39,558	2.0%	2,240	2.0%	1,072	3,312
1995	42,787	8.2%	2,437	8.8%	1,313	3,750
1996	44,586	4.2%	2,603	6.8%	1,596	4,199
<b>After Implementing Managed Care</b>						
1997	44,768	0.4%	2,573	(1.2%)	1,654	4,227
1998	45,508	1.7%	2,515	(2.3%)	1,635	4,150
1999	46,030	1.1%	2,614	3.9%	1,668	4,282
2000	46,986	2.1%	2,839	8.6%	1,735	4,574
2001	48,528	3.3%	3,101	9.2%	1,766	4,867

**Total Average Cost Per Prisoner**



\* Based on Service Population.

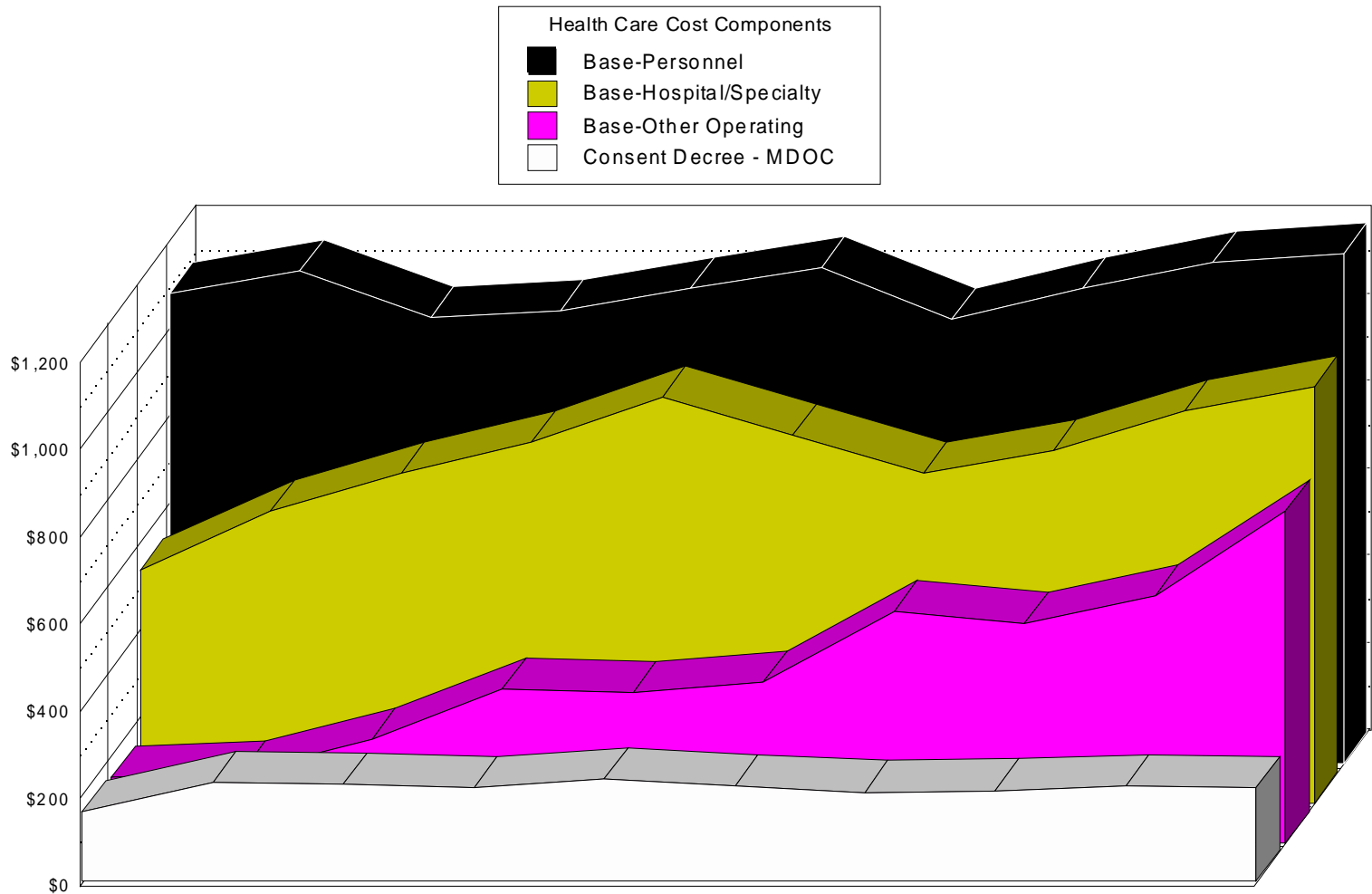
\*\* Mental Health costs under direct control of the Department of Community Health (DCH) for prisoners with serious mental illness.

NOTE: Some numbers in this table have changed from those reported in previous years. This is the result of changing from a system of reporting expenditures in the year they accrued to a system of reporting expenditures in the year they were paid.

Source: Bureau of Health Care Services (Administration and Programs).

# F9 Trend of Per Prisoner Health Care Cost Components Under Direct Control of MDOC 1992 - 2001\*

F - 21



	Prior to Implementing Managed Care					After Implementing Managed Care				
	FY1992	FY1993	FY1994	FY1995	FY 1996	FY1997	FY1998	FY1999	FY2000	FY2001
Base-Personnel	\$1,081	\$1,133	\$1,025	\$1,042	\$1,092	\$1,139	\$1,022	\$1,091	\$1,151	\$1170
Base-Hospital/Specialty	\$537	\$672	\$756	\$829	\$931	\$846	\$758	\$810	\$902	\$955
Base-Other Operating	\$149	\$163	\$235	\$351	\$345	\$368	\$531	\$503	\$565	\$761
Consent Decree - MDOC	\$161	\$228	\$224	\$215	\$235	\$219	\$205	\$209	\$220	\$215

SOURCE: Bureau of Health Care Services (Administration and Programs)

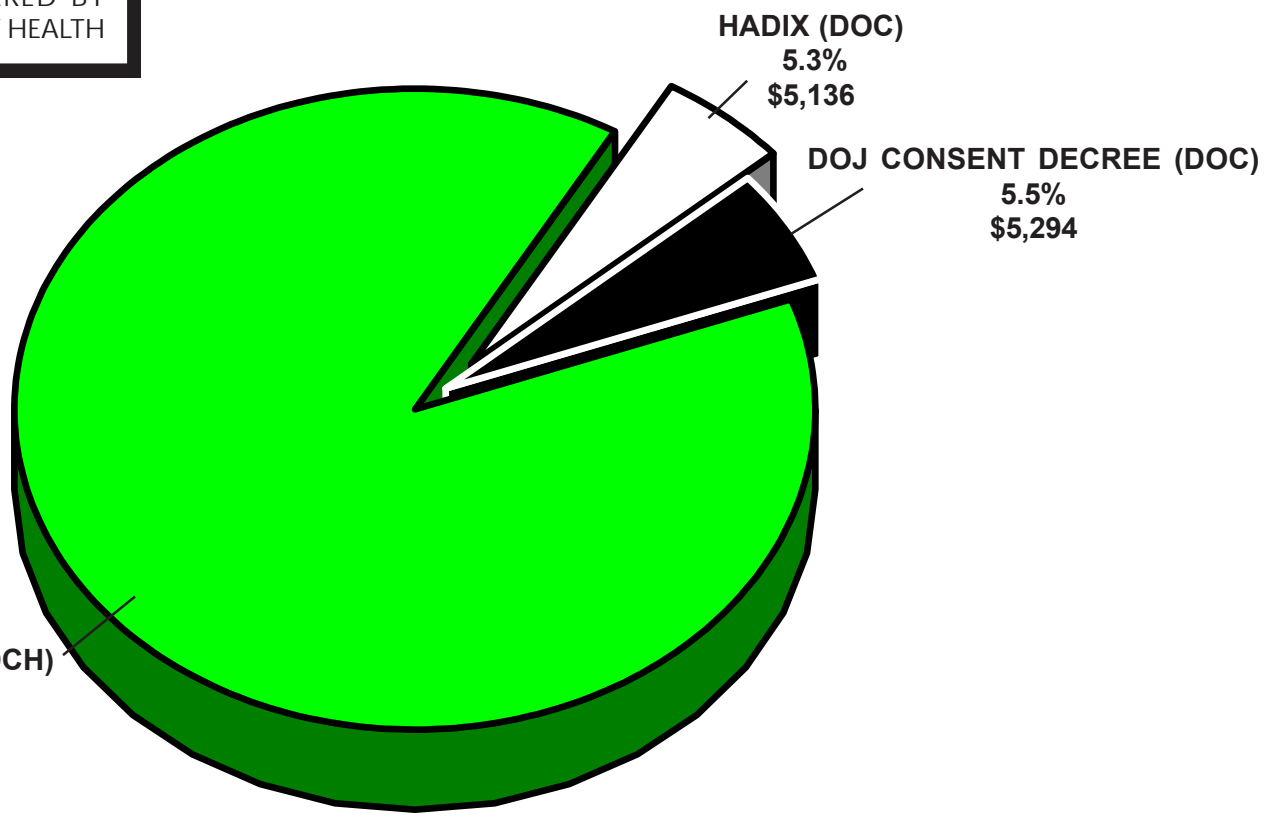
\*Excludes mental health costs under the direct control of the Department of Community Health.

Some numbers in this table have changed from those reported in previous years. This is the result of changing from a system of reporting expenditures in the year they accrued to a system of reporting expenditures in the year they were paid.

# F10 Consent Decree Health Care Expenditures - FY 2000/01

(In Thousands)

89% OF CONSENT DECREE DOLLARS SUPPORT MENTAL HEALTH PROGRAMS FOR PRISONERS ADMINISTERED BY DEPARTMENT OF COMMUNITY HEALTH



F - 22

NOTE: Consent Decree Expenditures represent the cost of program improvements made pursuant to agreement with the federal court or by court order under the Consent Decrees.

FY 2000/01	HADIX (DOC)	DEPT. OF JUSTICE CONSENT DECREE (DOC)	DEPT. OF JUSTICE PSYCHIATRIC PLAN (DCH)	TOTAL FY 2000/01 EXPENDITURES
EXPENDITURES (Thousands)	\$5,136	\$5,294	\$85,689	\$96,119

SOURCE: Bureau of Health Care Services (Administration and Programs).

---

# *Department Operations*



## *Department Expenditures and Personnel Summaries*

This section summarizes how the Department spent its 2000-01 fiscal year appropriations and presents statistics regarding the Department's employees.

Table F11 shows spending broken down by facilities and other Departmental operations. Table F11a is a summary chart of Department spending by function.

Tables F12 and F12a present information about the number and characteristics of Department employees by location.

# F11 Actual Expenditures and Encumbrances Excluding Capital Outlay — 2000/01

F - 24

Location	Percent	Expenditures
<b>Central Office Administration</b>	2.11%	\$ 33,923,268
<b>Department-Wide Costs:</b>		
County Jail Reimbursement	0.25	3,992,142
Equipment and Special Maintenance	0.13	2,054,000
Inmate Legal Services Program	0.02	314,760
New Employee Training	0.79	12,646,855
Prosecutorial and Detainer Expenses	0.43	6,950,958
Substance Abuse Programs	1.30	20,970,650
Training Administration	0.26	4,118,321
Workers Compensation	1.26	20,220,048
<b>Office of Community Corrections</b>	1.75	28,170,979
<b>Field Operations, including CRP and SAI</b>	9.15	147,100,742
<b>Health Care/Clinical</b>	8.71	139,953,036
<b>Consent Decree</b>	6.73	108,090,287
<b>Correctional Facilities:</b>		
Correctional Facilities Administration <sup>1</sup>	2.37	38,124,930
Alger Maximum Correctional Facility	1.72	27,579,688
Baraga Maximum Correctional Facility	1.94	31,226,137
Bellamy Creek Correctional Facility <sup>2</sup>	0.00	71,722
Carson City Correctional Facility*	2.52	40,481,081
Charles E. Egeler Correctional Facility	1.27	20,426,876
Chippewa Correctional Facility*	2.62	42,153,697
Cooper Street Correctional Facility	1.29	20,803,443
Deerfield Correctional Facility	0.98	15,763,487
Earnest C. Brooks Correctional Facility*	2.41	38,803,315
Florence Crane Correctional Facility	1.73	27,854,219
G. Robert Cotton Correctional Facility	2.07	33,282,145
Gus Harrison Correctional Facility*	2.38	38,282,394

<sup>1</sup>Academic/Voc was consolidated into one appropriation unit.

<sup>2</sup>Funded but only partially opened.

<sup>3</sup>New line item for support & services.

<sup>4</sup>Private, leased institution operated by Wackenhut Corporation for prisoners under the age of 20.

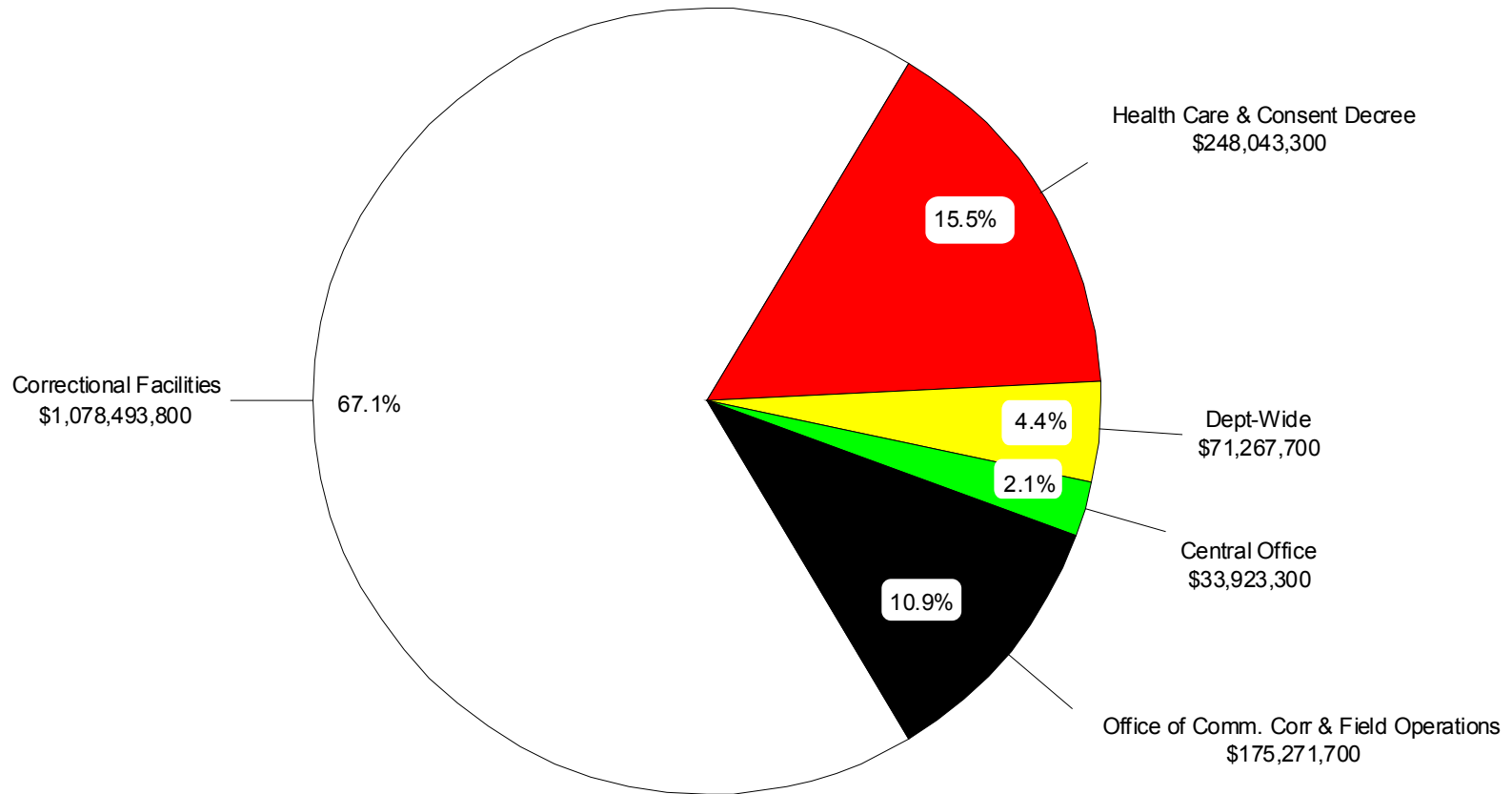
\*Multiple facilities consolidated into one appropriation unit.

Location	Percent	Expenditures
<b>Correctional Facilities (Cont'd.)</b>		
Huron Valley Correctional Facility	1.32	21,268,846
Ionia Maximum Correctional Facility	1.57	25,285,225
Jackson Central Region <sup>3</sup>	0.97	15,557,768
Kinross Correctional Facility*	2.75	44,208,060
Lakeland Correctional Facility	1.34	21,517,427
Macomb Correctional Facility	1.53	24,574,296
Marquette Branch Prison	2.26	36,277,142
Michigan Reformatory	2.01	32,251,948
Michigan Youth Correctional Facility <sup>4</sup>	0.01	169,752
Mound Correctional Facility	1.57	25,294,146
Muskegon Correctional Facility	1.46	23,480,229
Newberry Correctional Facility	1.58	25,423,397
Oaks Correctional Facility	1.85	29,792,318
Parnall Correctional Facility	1.30	20,854,634
Pine River Correctional Facility	0.97	15,590,304
Richard A. Handlon Correctional Facility	1.28	20,554,856
Riverside Correctional Facility	1.61	25,890,869
Robert Scott Correctional Facility	1.47	23,697,434
Ryan Correctional Facility	1.61	25,863,015
Saginaw Correctional Facility	1.54	24,816,667
Southern Michigan Correctional Facility	1.84	29,516,876
SPSM Central Complex	2.46	39,465,970
St. Louis Correctional Facility*	2.68	43,035,567
Standish Maximum Correctional Facility	1.81	29,125,184
Thumb Correctional Facility	1.59	25,491,480
Western Wayne Correctional Facility	1.61	25,800,596
<b>TOTALS</b>	<b>100.00%</b>	<b>\$1,606,999,856</b>

SOURCE: Office of Fiscal Management (Administration and Programs).

# F11a FY 2000/2001 Corrections Operating Expenditures: \$1,606,999,800

F - 25



Correctional Facilities, including Health Care and Consent Decree: \$1,326,537,100 = 82.5%

SOURCE: Office of Fiscal Management (Administration and Programs).

# F12 Number of Employees as of December 22, 2001

Location	Total Employees	Total Minority Employees	Total Corrections Officers*	Total Female Corrections Officers	Total Minority Corrections Officers
Alger Maximum Correctional Facility (LMF)	418	26	270	44	13
Baraga Maximum Correctional Facility (AMF)	477	23	314	34	14
Bureau of Correctional Industries (BCI)	222	26	0	0	0
Carson City Correctional Facility <sup>1</sup> (DRF)	598	43	342	74	20
Central Office (CO)	517	101	0	0	0
Charles E. Egeler Correctional Facility (SMN)	496	81	222	34	27
Chippewa Correctional Facility <sup>2</sup> (URF)	671	76	369	51	52
Cooper Street Correctional Facility (JCS)	298	58	174	35	30
Deerfield Correctional Facility (ITF)	232	24	117	21	12
Earnest C. Brooks Correctional Facility <sup>3</sup> (LRF)	582	158	318	74	89
Field Operations Administration (FOA)	2,036	623	253	48	70
Florence Crane Correctional Facility (ACF)	366	18	212	74	11
G. Robert Cotton Correctional Facility (JCF)	459	82	286	55	58
Gus Harrison Correctional Facility <sup>4</sup> (ARF)	587	73	342	66	30
Huron Valley Correctional Facility (HVM)	340	112	209	42	76
Ionia Maximum Correctional Facility (ICF)	399	48	283	34	24
Jackson Central Region	132	14	0	0	0
Kinross Correctional Facility <sup>5</sup> (KCF)	601	80	365	43	55
Lakeland Correctional Facility (LCF)	337	23	190	30	9
Macomb Correctional Facility (MRF)	347	102	210	53	47
Marquette Branch Prison (MBP)	482	20	268	18	12
Michigan Reformatory <sup>6</sup> (RMI)	459	54	266	36	32
Mid-Michigan Correctional Facility <sup>7</sup> (STF)	686	65	419	63	30
Mound Correctional Facility (NRF)	361	274	237	75	176
Muskegon Correctional Facility (MCF)	334	77	178	38	45
Newberry Correctional Facility (NCF)	394	37	238	49	28
Oaks Correctional Facility (ECF)	421	13	274	43	10
Ojibway Correctional Facility (OCF)	316	5	183	29	2
Parnall Correctional Facility (SMT)	298	62	163	38	34
Pine River Correctional Facility (SPR)	252	17	130	27	10
Pugsley Correctional Facility (MPF)	240	9	134	21	3
Richard A. Handlon Corr. Facility (MTU)	338	37	182	37	21
Riverside Correctional Facility (RCF)	520	54	320	58	33
Robert Scott Correctional Facility (SCF)	412	228	233	146	142
Ryan Correctional Facility (RRF)	356	264	235	85	175
Saginaw Correctional Facility (SRF)	392	72	240	73	50
Southern Michigan Correctional Fac. (JMF)	475	99	335	58	64
SPSM - Central Complex (SMI)	677	129	474	85	77
Standish Maximum Correctional Fac. (SMF)	438	22	286	49	12
Thumb Correctional Facility (TCF)	387	65	244	69	47
Western Wayne Correctional Facility (WCF)	288	160	162	72	98
<b>TOTAL</b>	<b>18,641</b>	<b>3,554</b>	<b>9,677</b>	<b>1,981</b>	<b>1,738</b>

Source: Office of Personnel and Labor Relations (Administration and Programs). \*Includes Corrections Officers, Corrections Medical Aides, Resident Unit Officers and Work Camp Supervisors. INCLUDES: <sup>1</sup>Boyer Road Corr. Fac. <sup>2</sup>Straits Corr. Fac. <sup>3</sup>West Shoreline Corr. Fac. <sup>4</sup>Parr Highway Corr. Fac. <sup>5</sup>Hiawatha Corr. Fac. <sup>6</sup>Bellamy Creek Corr. Fac. <sup>7</sup>St. Louis Corr. Fac. NOTE: The Camp Program is not reported separately because camps were annexed by nearby institutions in 1997.



# F12a 2001 Corrections Officers\*

INSTITUTION	MALES	FEMALES	TOTAL
Alger Maximum Correctional Facility (LMF)	226	44	270
Baraga Maximum Correctional Facility (AMF)	280	34	314
Carson City Correctional Facility <sup>1</sup> (DRF)	268	74	342
Charles E. Egeler Correctional Facility (SMN)	188	34	222
Chippewa Correctional Facility <sup>2</sup> (URF)	318	51	369
Cooper Street Correctional Facility (JCS)	139	35	174
Deerfield Correctional Facility (ITF)	96	21	117
Earnest C. Brooks Correctional Facility <sup>3</sup> (LRF)	244	74	318
Field Operations Administration (FOA)	205	48	253
Florence Crane Correctional Facility (ACF)	138	74	212
G. Robert Cotton Correctional Facility (JCF)	231	55	286
Gus Harrison Correctional Facility <sup>4</sup> (ARF)	276	66	342
Huron Valley Correctional Facility (HVM)	167	42	209
Ionia Maximum Correctional Facility (ICF)	249	34	283
Jackson Central Region	0	0	0
Kinross Correctional Facility <sup>5</sup> (KCF)	322	43	365
Lakeland Correctional Facility (LCF)	160	30	190
Macomb Correctional Facility (MRF)	157	53	210
Marquette Branch Prison (MBP)	250	18	268
Michigan Reformatory <sup>6</sup> (RMI)	230	36	266
Mid-Michigan Correctional Facility <sup>7</sup> (STF)	356	63	419
Mound Correctional Facility (NRF)	162	75	237
Muskegon Correctional Facility (MCF)	140	38	178
Newberry Correctional Facility (NCF)	189	49	238
Oaks Correctional Facility (ECF)	231	43	274
Ojibway Correctional Facility (OCF)	154	29	183
Parnall Correctional Facility (SMT)	125	38	163
Pine River Correctional Facility (SPR)	103	27	130
Pugsley Correctional Facility (MPF)	113	21	134
Richard A. Handlon Corr. Facility (MTU)	145	37	182
Riverside Correctional Facility (RCF)	262	58	320
Robert Scott Correctional Facility (SCF)	87	146	233
Ryan Correctional Facility (RRF)	150	85	235
Saginaw Correctional Facility (SRF)	167	73	240
Southern Michigan Correctional Fac. (JMF)	277	58	335
SPSM - Central Complex (SMI)	389	85	474
Standish Maximum Correctional Fac. (SMF)	237	49	286
Thumb Correctional Facility (TCF)	175	69	244
Western Wayne Correctional Facility (WCF)	90	72	162
<b>TOTAL</b>	<b>7,696</b>	<b>1,981</b>	<b>9,677</b>

Source: Office of Personnel and Labor Relations (Administration and Programs).

\*Includes Corrections Officers, Corrections Medical Aides, Resident Unit Officers and Work Camp Supervisors.

INCLUDES: <sup>1</sup>Boyer Road Corr. Fac. <sup>2</sup>Straits Corr. Fac. <sup>3</sup>West Shoreline Corr. Fac. <sup>4</sup>Parr Highway Corr. Fac.

<sup>5</sup>Hiawatha Corr. Fac. <sup>6</sup>Bellamy Creek Corr. Fac. <sup>7</sup>St. Louis Corr. Fac.

NOTE: The Camp Program is not reported separately because camps were annexed by nearby institutions in 1997.