
MICHIGAN DEPARTMENT OF CORRECTIONS
2010 STATISTICAL REPORT

Jennifer M. Granholm, Governor

Patrica L. Caruso, Director
Michigan Department of Corrections

May 16, 2014
(See next page for list of revisions and releases.)

Release History

- August 30, 2011 • Initial Release includes A-Section only
- December 13, 2011 • Added C Section
 - Revised offense sort order of A2 series of tables
 - Corrected miscoded offense (750.3522B) to correct offense (750.3622B)
- February 23, 2012 • Added E, H and I Sections
 - Corrected age groupings of C3 series of tables
- August 24, 2012 • Added B, F and J Sections
- May 8, 2014 • Added D Section
- May 16, 2014 • Added G Section - Report Completed in Full

2010 STATISTICAL REPORT

INTRODUCTION

Since the 2000 edition of the MDOC Statistical Report, bound paper copies have no longer been produced and distributed. Instead, these annual statistical reports are published only on the official MDOC web site on the Internet. The MDOC home page web address is <http://www.michigan.gov/corrections>, and the Statistical Reports are located under the *Publications & Information* link.

The crime breakdowns in the core tables of the first three sections of the report, regarding felony court dispositions, prison intake and prison population, are all based on the longer 10-character offense codes, as was first shown in the 1999 report. They are also sorted by offense code rather than by crime frequency or maximum term. Since the new sort order keeps sequential offense codes together, similar crimes that have identical maximum penalties are no longer consolidated. This new level of detail provides much richer information than in the past.

However, the additional detail also makes the crime tables much longer; the reader must be careful to watch for related offense codes when attempting to examine the data for a particular type of crime. For example, several separate offense codes now appear for the crime of first degree criminal sexual conduct (750.520B--) in each crime table, because each code represents a specific characteristic of the offense.

Summary narrative reflecting on the Department's observations

about what the data show has again been kept to a minimum, as the Department now produces a separate Annual Report for that purpose.

Section Overview

This report is divided into ten major sections (A-J).

- Section *A, Court Dispositions*, contains data on statewide felony court dispositions broken down by offense, sentencing jurisdiction, and type of disposition.
- Section *B, Prison Commitments*, provides prison intake data by the number and characteristics of new prisoners received by the Department.
- Section *C, Prisoner Population*, presents descriptions of Michigan's correctional facilities and statistics regarding the characteristics of the prisoner population.
- Section *D, Parole and Commutation Board*, summarizes data on offender movement to parole and Parole and Commutation Board activity and decisions, and examines the parole outcomes.
- Section *E, Probation and Parole Supervision* contains data and information regarding the community supervision programs and functions of the Department's Field Operations Administration (FOA).
- Section *F, Department Operations*, contains data and information about a variety of Department programs and administrative functions/

operations. Section F contains the following subsections:

- *Prisoner Program, Misconduct and Litigation Statistics*
- *Michigan State Industries*
- *Bureau of Health Care Services*
- *Department Expenditures and Personnel Summaries*
- Section *G, Michigan Prisoner ReEntry Initiative (MPRI)*, was a new section in 2005 and reflects the development of the statewide initiative by several stakeholders, one of whom is MDOC. The first year that prisoners were paroled to the community under this initiative was in 2005.
- Section *H, Community ReEntry Programs*, brings the Residential ReEntry Program and the Intensive Detention ReEntry Program under the umbrella of MPRI, along with the RF electronic tether and GPS monitoring.
- Section *I, Special Alternative Incarceration Program (SAI)* is administered by the Correctional Facilities Administration with Cooper Street Correctional Facility serving administratively as the parent institution. SAI has been redesigned to operate under MPRI principles.
- Section *J, Office of Community Corrections* provides data regarding the utilization of community sanctions and services for non-violent offenders in order to reduce admissions to prison.

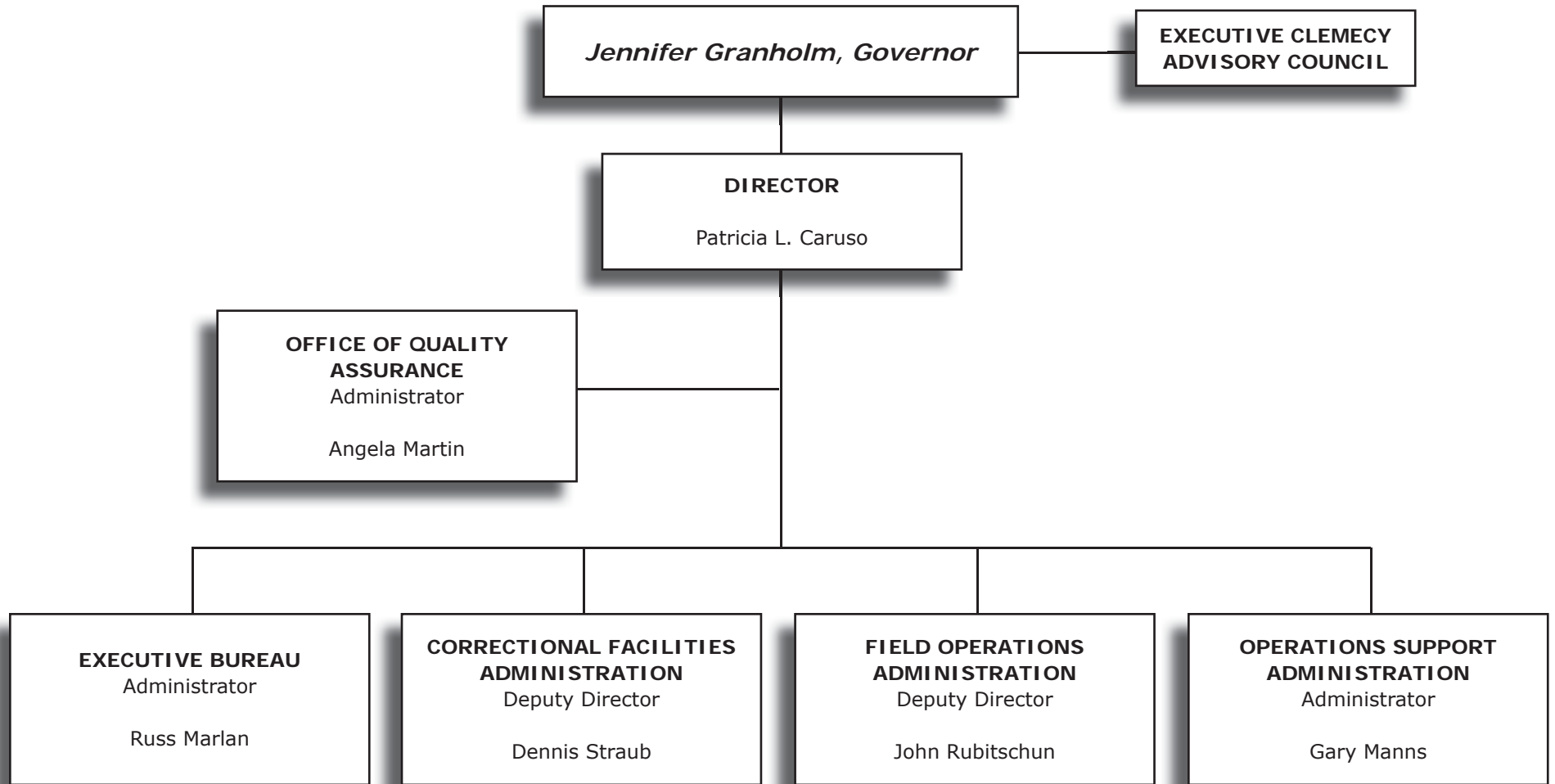
Table of Contents

INTRODUCTION	<i>i</i>
TABLE OF CONTENTS.....	<i>ii</i>
DEPARTMENT ORGANIZATIONAL CHART.....	<i>v</i>
A. COURT DISPOSITIONS	A- 1
A Statewide Prison Commitment Rates, 1996 - 2010.....	A- 2
2010 Criminal Court Dispositions (Offenders) by FOA Region and Circuit Number	
A1 - All Offenses	A- 3
A1a - Non-Assaultive Offenses.....	A- 4
A1b - Drug Offenses	A- 5
A1c - Assaultive Offenses	A- 6
2010 Criminal Court Dispositions by Offense and Type of Disposition	
A2 - All Offenses	A- 7
A2a - Non-Assaultive Offenses.....	A-29
A2b - Drug Offenses.....	A-41
A2c - Assaultive Offenses.....	A-44
B. PRISON COMMITMENTS.....	B- 1
B1a Annual Prison Intake, 1996 - 2010.....	B- 2
B1b Reported Index Crimes and Prison Intake, 2003 - 2010	B- 3
2010 Prison Commitments by Minimum Term Distribution	
B2 - All Offenses	B- 4
B2a - Non-Assaultive Offenses.....	B-22
B2b - Drug Offenses.....	B-30
B2c - Assaultive Offenses	B-33
B3 2010 Commitments by Minimum Term Distribution for Women - All Offenses	B-41
B4a Commitments by Age and Gender, 1991 - 2010	B-49
B4b 2010 Commitments by Age, Race and Gender,	B-50
B5 2010 Commitments by Race and Gender	B-50
B5a Commitments by Race and Gender, 1991 - 2010.....	B-51
B6 Commitments by Type, 1991 - 2010	B-52
B7 Commitments by Major Crime Types, 1991 - 2010.....	B-53
C. PRISONER POPULATION.....	C- 1
Map of Correctional Facilities by Region as of December 31, 2010	C- 2
2010 MDOC Facilities Listing and Facility Descriptions	C- 3
C Net Operating Capacity by Security Level as of December 31, 2010	C-11
Ca Year-End Prison Population (Institutions), 1996 - 2010	C-12
Cb Total Prisoner Population, Prison Commitments and Michigan Census: 1951 - 2010.....	C-13
Cc Trends in Prisoner Population, Prison Commitments and Michigan Census: 1951 - 2010.....	C-14
2010 Total Prisoner Population by Minimum Term Distribution	
C1 - All Offenses	C-15
C1a - Non-Assaultive Offenses.....	C-38
C1b - Drug Offenses.....	C-48
C1c - Assaultive Offenses	C-51

	2010 Prisoner Population by Minimum Term Distribution for Women	
C2	- All Offenses	C-62
	Age Breakdown of Prisoner Population by Location	
C3	- Total Prisoner Population	C-72
C3a	- White Prisoner Population	C-74
C3b	- Non-White Prisoner Population	C-76
C4	2010 Prisoner Movement Summary: Institutions Only	C-78
C5	Escapes From Secure DOC Custody, Calendar Years 2003 - 2010	C-79
D.	PAROLE AND COMMUTATION BOARD.....	D- 1
D	Annual Movements to Parole, Calendar Years 1996 - 2010	D- 2
D1	Parole and Commutation Board Activity, Calendar Years 1990 - 2010	D- 3
D1a	2010 Parole and Commutation Board Action.....	D- 4
D3	Three-Year Follow-Up Outcomes of Offenders Who Paroled in 1998 to 2007 by Year (Flat Three-Year Follow-Up Regardless of Parole Status)	D- 5
E.	PROBATION AND PAROLE SUPERVISION.....	E- 1
	Map of Field Operations Administration Regions and Areas as of December 31, 2010.....	E- 2
E1	Violations of Parole Supervision 2001 - 2010	E- 3
E2a	2010 Field Operations Personnel Distribution	E- 4
E2b	2010 Field Operations Funds Distribution	E- 4
E3a	2010 Field Operations Work Distribution - Investigations.....	E- 5
E3b	2010 Field Operations Work Distribution - Supervision	E- 5
E4	Number of Pre-Sentence Investigations 2001 - 2010	E- 6
E5	Average Number of <i>Parolees</i> Supervised 2001 - 2010.....	E- 7
E6	Average Number of <i>Probationers</i> Supervised 2001 - 2010	E- 8
F.	DEPARTMENT OPERATIONS.....	F- 1
	PRISONER PROGRAM, MISCONDUCT AND LITIGATION STATISTICS.....	F- 3
F1	2010 Prisoner Faith Preferences.....	F- 4
F2	Institutional Academic and Vocational Program Statistics, FY 2009 - FY 2010.....	F- 5
F3	2010 Major Misconduct Statistics: Calendar Year Totals	F- 6
F4	Litigation Statistics, 2006 - 2010	F- 7
	MICHIGAN STATE INDUSTRIES.....	F- 9
F5	Industries Seven-Year History of Total Sales and Net Margin, FY 2004 - FY 2010.....	F-10
F6	Comparison of Total Sales and Net Margin From Factory Operations FY 2009 - FY 2010.....	F-11
F7	2010 Hourly Pay Schedule	F-12
	BUREAU OF HEALTH CARE SERVICES.....	F-13
F8	Health Care Expenditures Profile, FY 2001 - FY 2010	F-14
F9	Trend of Per Prisoner Health Care Expenditures Under Direct Control of MDOC FY 2001 - FY 2010	F-15
	<i>(There is no F-10.)</i>	
	DEPARTMENT EXPENDITURES AND PERSONNEL SUMMARIES.....	F-17
F11	Gross Expenditures and Encumbrances Excluding Capital Outlay - FY 2010.....	F-18
F11a	FY 2010 Corrections Operating Expenditures	F-19
F12	Number of Employees as of December 25, 2010	F-20
F12a	Corrections Officers as of December 25, 2010	F-21

G.	MICHIGAN PRISONER ReENTRY INITIATIVE	G- 1
	Map of MPRI Round One Pilot Sites - FY 2006.....	G- 4
	Map of MPRI Round Two Pilot Sites	G- 5
	Map of MPRI Statewide Implementation	G- 6
	Map of MPRI Sites and In-Reach Prisons.....	G- 7
	Transition Accountability Plan MPRI Process Flowchart.....	G- 8
	Monthly Status/Recidivism Levels of Released MPRI-Related Participants	G- 9
H.	COMMUNITY ReENTRY PROGRAM	H- 1
	H1 New Community ReEntry Program Participants Monthly by Program Site	H- 2
	H2 Community ReEntry Program Terminations Monthly by Program Site.....	H- 3
	H3 End-of-Month Community ReEntry Program Populations by Program Site	H- 4
	H4 New Electronic Monitoring Participants Monthly by Offender Type.....	H- 5
	H5 Monthly Electronic Monitoring Terminations by Offender Type.....	H- 6
	H6 End of Month Electronic Monitoring Populations by Offender Type.....	H- 7
	H7 Monthly GPS Electronic Tether Program Activity (<i>Calendar Year 2010</i>)	H- 8
I.	SPECIAL ALTERNATIVE INCARCERATION PROGRAM (SAI)	I- 1
	I1 2010 SAI <i>Prisoner</i> Intake by Offense	I- 2
	I2 2010 SAI <i>Probationer</i> Intake by Offense	I- 5
	I3 2008 -2010 Comparison of SAI <i>Probationer</i> Intake (<i>By Field Operations Administration Regions</i>)	I- 7
	I4 SAI Phase I <i>Prisoner</i> Program Performance 2008 - 2010	I- 8
	I5 SAI Phase I <i>Probationer</i> Program Performance 2008 - 2010	I- 8
	I6 SAI Phase I <i>Prisoner</i> Post-Program Performance 1992 - 2010.....	I- 9
	I7 SAI Phase I <i>Prisoner</i> Post-Program Performance 1992 - 2010.....	I- 9
J.	OFFICE OF COMMUNITY CORRECTIONS (OCC)	J- 1
	J1 Offenders Enrolled in P.A. 511 Community Corrections Programs in FY 2010.....	J- 2
	J2 Grants Awarded in FY 2010.....	J- 3
	J3 FY 2010 Probation Residential Services	J- 4

MICHIGAN DEPARTMENT OF CORRECTIONS
Organizational Chart
As of December 31, 2010



Court Dispositions



This section contains data on statewide felony court dispositions broken down by offense, sentencing jurisdiction and type of disposition. Offenders may have committed multiple offenses that the felony courts handle as a single court disposition or sentencing event. Both offender-based data and offense-based data have distinct uses that are not interchangeable; Therefore, offender-based data is presented in **Tables A** and **A1** through **A1c**, and offense-based data is presented in **Tables A2** through **A2c**.

Tables A and **A1** though **A1c** aggregate multiple offenses and/or disposition (sentencing) dates into offenders. In other words, offenders with multiple offenses and/or multiple dispositions, from the same sentencing county, were reported as follows:

- Offenses/Dispositions for the same offender that occurred three or more months apart were reported as separate disposition events. (It is possible that these separate events were combination events, as discussed in the next bullet.)

- Offenses/Dispositions for the same offender that occurred less than three months apart were aggregated together into one disposition event using the following sequence in order to report the most severe details for the disposition event:

- The most severe disposition was reported (e.g., a disposition

to prison was reported over a disposition to jail).

- If the dispositions were of equal severity, then the disposition with the longest minimum term was reported.

- If the dispositions and minimum terms were of equal severity, then the disposition with the longest maximum term was reported. (Minimum term is used as the first severity tiebreaker, since it represents the minimum penalty imposed by the judge based on the mitigating/aggravating facts of the offender's current criminal activity, whereas the maximum term represents the Legislature's statutory limitations on judicial discretion for the current criminal activity.)

Table A shows the state-wide prison commitment rates of offenders for the current year and the previous fourteen years.

Table A1 shows the court dispositions of offenders broken down by disposition type and by sentencing county circuit within each of the two Field Operations Administration (FOA) regions. **Tables A1a** through **A1c** show the information in **Table A1** broken down by major crime categories (i.e., non-assaultive, drug and assaultive offenses). The A1 series of tables are based on offenders, so multiple offenses/dispositions for the same offender are aggregated and reported per the above sequence.

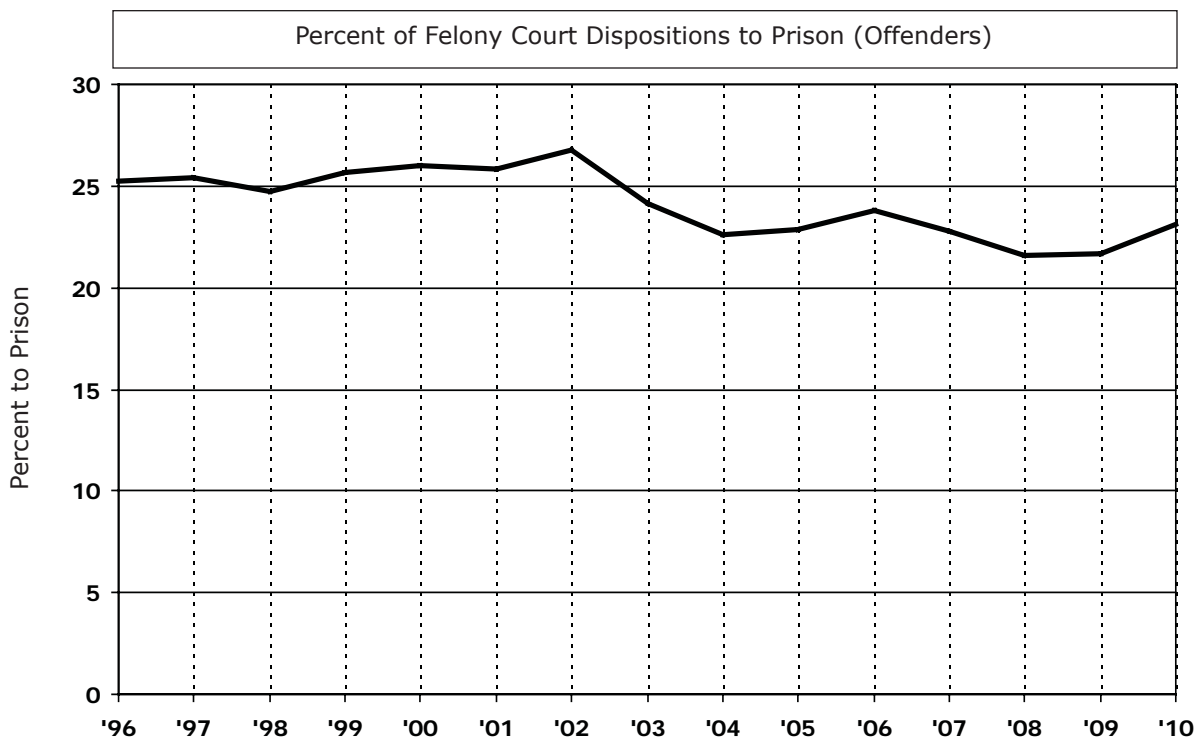
Table A2 shows the court dispositions of offenses broken down by disposition type and offense. **Tables A2a** through **A2c** show the information in **Table A2** broken down by major crime categories (i.e., non-assaultive, drug and assaultive offenses). This series of tables is based on all offenses, so multiple offenses/dispositions for the same offender are reported individually by offense.

The crimes in the A2 series of tables are sorted by Michigan Compiled Law (MCL) numbers and Prosecuting Attorney's Coordinating Council (PACC) codes (the sort order used since 1999). Since this sort order keeps related codes together, similar crimes that have identical maximum penalties are not consolidated. This level of detail provides much richer information, but the reader must be careful to watch for related codes when attempting to examine the frequency and disposition pattern for a particular type of crime. For example, several separate offense codes appear for the crime of first degree criminal sexual conduct (750.520B--) because each code represents a specific characteristic of the offense.

A Statewide Prison Commitment Rates

Calendar Years 1996 - 2010

Year	Total Felony Dispositions (Offenders)	Percent of Total Felony Dispositions to Prison
1996	38,749	25.2
1997	39,340	25.4
1998	40,016	24.7
1999	38,178	25.7
2000	38,359	26.0
2001	41,835	25.8
2002	45,147	26.8
2003	47,229	24.1
2004	48,263	22.6
2005	49,467	22.9
2006	52,031	23.8
2007	52,719	22.8
2008	50,693	21.6
2009	47,243	21.7
2010	44,708	23.1



SOURCE: Basic Information Reports (BIR).

A1

2010 Criminal Court Dispositions (Offenders) by FOA Region and Circuit Number — All Offenses

	Total	Prison	Probation ¹	Jail/Probation	Jail/Fine ²	Percents			
						Prison	Probation ¹	Jail/Probation	Jail/Fine ²
STATE TOTALS	44,708	10,315	11,842	14,585	7,966	23.1	26.5	32.6	17.8
METROPOLITAN REGION TOTALS	20,139	4,231	8,337	4,699	2,872	21.0	41.4	23.3	14.3
03 Wayne	10,882	2,442	5,905	1,584	951	22.4	54.3	14.6	8.7
06 Oakland	4,294	953	904	1,424	1,013	22.2	21.1	33.2	23.6
16 Macomb	3,967	597	1,152	1,515	703	15.0	29.0	38.2	17.7
22 Washtenaw	996	239	376	176	205	24.0	37.8	17.7	20.6
OUTSTATE REGION TOTALS	24,569	6,084	3,505	9,886	5,094	24.8	14.3	40.2	20.7
01 Hillsdale	115	63	5	37	10	54.8	4.3	32.2	8.7
02 Berrien	1,190	330	101	376	383	27.7	8.5	31.6	32.2
04 Jackson	720	217	17	382	104	30.1	2.4	53.1	14.4
05 Barry	220	36	4	173	7	16.4	1.8	78.6	3.2
07 Genesee	1,638	405	469	513	251	24.7	28.6	31.3	15.3
08 Ionia, Montcalm	448	184	4	216	44	41.1	0.9	48.2	9.8
09 Kalamazoo	1,767	313	463	467	524	17.7	26.2	26.4	29.7
10 Saginaw	1,225	405	427	245	148	33.1	34.9	20.0	12.1
11 Alger, Luce, Schoolcraft	102	31	3	44	24	30.4	2.9	43.1	23.5
12 Baraga, Houghton, Keweenaw	81	9	6	45	21	11.1	7.4	55.6	25.9
13 Antrim, Grand Traverse, Leelanau	291	120	8	137	26	41.2	2.7	47.1	8.9
14 Muskegon	1,095	356	52	511	176	32.5	4.7	46.7	16.1
15 Branch	110	41		43	26	37.3		39.1	23.6
17 Kent	2,973	801	456	981	735	26.9	15.3	33.0	24.7
18 Bay	553	160	106	209	78	28.9	19.2	37.8	14.1
19 Benzie, Manistee	95	14	28	51	2	14.7	29.5	53.7	2.1
20 Ottawa	791	79	212	325	175	10.0	26.8	41.1	22.1
21 Isabella	449	63	5	308	73	14.0	1.1	68.6	16.3
23 Iosco, Oscoda	131	21	2	81	27	16.0	1.5	61.8	20.6
24 Sanilac	69	17	3	33	16	24.6	4.3	47.8	23.2
25 Marquette	168	28	44	63	33	16.7	26.2	37.5	19.6
26 Alpena, Alcona, Montmorency, Presque Isle	265	57	59	106	43	21.5	22.3	40.0	16.2
27 Newago, Oceana	270	45	12	175	38	16.7	4.4	64.8	14.1
28 Missaukee, Wexford	205	66	5	123	11	32.2	2.4	60.0	5.4
29 Clinton, Gratiot	298	105	6	150	37	35.2	2.0	50.3	12.4
30 Ingham	1,050	208	23	534	285	19.8	2.2	50.9	27.1
31 St. Clair	812	144	98	320	250	17.7	12.1	39.4	30.8
32 Gogebic, Ontonagon	61	9	9	36	7	14.8	14.8	59.0	11.5
33 Charlevoix	82	26	1	30	25	31.7	1.2	36.6	30.5
34 Roscommon, Arenac, Ogemaw	282	56	53	140	33	19.9	18.8	49.6	11.7
35 Shiawassee	215	53	24	129	9	24.7	11.2	60.0	4.2
36 VanBuren	445	74	66	162	143	16.6	14.8	36.4	32.1
37 Calhoun	778	146	209	140	283	18.8	26.9	18.0	36.4
38 Monroe	478	136	20	256	66	28.5	4.2	53.6	13.8
39 Lenawee	257	88	29	128	12	34.2	11.3	49.8	4.7
40 Lapeer	320	35	1	176	108	10.9	0.3	55.0	33.8
41 Dickinson, Iron, Menominee	215	53	20	111	31	24.7	9.3	51.6	14.4
42 Midland	253	57	69	102	25	22.5	27.3	40.3	9.9
43 Cass	279	70	41	55	113	25.1	14.7	19.7	40.5
44 Livingston	595	167	118	229	81	28.1	19.8	38.5	13.6
45 St. Joseph	442	113		186	143	25.6		42.1	32.4
46 Otsego, Kalkaska, Crawford	338	92	46	126	74	27.2	13.6	37.3	21.9
47 Delta	109	17	1	56	35	15.6	0.9	51.4	32.1
48 Allegan	375	110	41	158	66	29.3	10.9	42.1	17.6
49 Mecosta, Osceola	323	60	8	215	40	18.6	2.5	66.6	12.4
50 Mackinac, Chippewa	217	70	6	77	64	32.3	2.8	35.5	29.5
51 Lake, Mason	125	33	4	70	18	26.4	3.2	56.0	14.4
52 Huron	94	14	1	56	23	14.9	1.1	59.6	24.5
53 Cheboygan	152	38	10	62	42	25.0	6.6	40.8	27.6
54 Tuscola	291	93	33	127	38	32.0	11.3	43.6	13.1
55 Clare, Gladwin	286	58	59	153	16	20.3	20.6	53.5	5.6
56 Eaton	303	53	13	190	47	17.5	4.3	62.7	15.5
57 Emmet	123	45	5	68	5	36.6	4.1	55.3	4.1

SOURCE: Basic Information Reports (BIR). ¹ Includes Delayed and Suspended Sentences and HYTA Probation. ² Includes Restitution and Costs.

A1a 2010 Criminal Court Dispositions (Offenders) by FOA Region and Circuit Number — Non-Assaultive Offenses

	Total	Prison	Probation ¹	Jail/ Probation	Jail/ Fine ²	Percents			
						Prison	Probation ¹	Jail/ Probation	Jail/ Fine ²
STATE TOTALS	22,692	4,516	6,210	7,874	4,092	19.9	27.4	34.7	18.0
METROPOLITAN REGION TOTALS	10,141	1,867	4,361	2,436	1,477	18.4	43.0	24.0	14.6
03 Wayne	5,714	1,069	3,261	901	483	18.7	57.1	15.8	8.5
06 Oakland	2,385	432	512	858	583	18.1	21.5	36.0	24.4
16 Macomb	1,525	274	378	581	292	18.0	24.8	38.1	19.1
22 Washtenaw	517	92	210	96	119	17.8	40.6	18.6	23.0
OUTSTATE REGION TOTALS	12,551	2,649	1,849	5,438	2,615	21.1	14.7	43.3	20.8
01 Hillsdale	67	32	5	23	7	47.8	7.5	34.3	10.4
02 Berrien	513	128	66	162	157	25.0	12.9	31.6	30.6
04 Jackson	411	103	12	236	60	25.1	2.9	57.4	14.6
05 Barry	118	17	4	93	4	14.4	3.4	78.8	3.4
07 Genesee	884	187	264	291	142	21.2	29.9	32.9	16.1
08 Ionia, Montcalm	250	96	4	121	29	38.4	1.6	48.4	11.6
09 Kalamazoo	711	103	190	181	237	14.5	26.7	25.5	33.3
10 Saginaw	610	186	222	128	74	30.5	36.4	21.0	12.1
11 Alger, Luce, Schoolcraft	53	11	1	29	12	20.8	1.9	54.7	22.6
12 Baraga, Houghton, Keweenaw	51	4	5	32	10	7.8	9.8	62.7	19.6
13 Antrim, Grand Traverse, Leelanau	159	56	4	83	16	35.2	2.5	52.2	10.1
14 Muskegon	555	138	40	286	91	24.9	7.2	51.5	16.4
15 Branch	38	8		18	12	21.1		47.4	31.6
17 Kent	1,610	339	269	592	410	21.1	16.7	36.8	25.5
18 Bay	275	71	56	101	47	25.8	20.4	36.7	17.1
19 Benzie, Manistee	49	5	18	26		10.2	36.7	53.1	
20 Ottawa	495	42	124	219	110	8.5	25.1	44.2	22.2
21 Isabella	207	25	3	147	32	12.1	1.4	71.0	15.5
23 Iosco, Oscoda	79	10	1	51	17	12.7	1.3	64.6	21.5
24 Sanilac	38	8	2	20	8	21.1	5.3	52.6	21.1
25 Marquette	86	13	18	37	18	15.1	20.9	43.0	20.9
26 Alpena, Alcona, Montmorency, Presque Isle	123	25	19	61	18	20.3	15.4	49.6	14.6
27 Newago, Oceana	152	21	9	107	15	13.8	5.9	70.4	9.9
28 Missaukee, Wexford	98	31	5	57	5	31.6	5.1	58.2	5.1
29 Clinton, Gratiot	174	56	5	94	19	32.2	2.9	54.0	10.9
30 Ingham	576	89	14	322	151	15.5	2.4	55.9	26.2
31 St. Clair	449	69	43	212	125	15.4	9.6	47.2	27.8
32 Gogebic, Ontonagon	34	2	4	22	6	5.9	11.8	64.7	17.6
33 Charlevoix	35	9	1	12	13	25.7	2.9	34.3	37.1
34 Roscommon, Arenac, Ogemaw	156	29	33	81	13	18.6	21.2	51.9	8.3
35 Shiawassee	107	24	10	69	4	22.4	9.3	64.5	3.7
36 VanBuren	173	26	20	67	60	15.0	11.6	38.7	34.7
37 Calhoun	377	50	112	71	144	13.3	29.7	18.8	38.2
38 Monroe	252	68	14	142	28	27.0	5.6	56.3	11.1
39 Lenawee	117	33	20	58	6	28.2	17.1	49.6	5.1
40 Lapeer	200	14	1	119	66	7.0	0.5	59.5	33.0
41 Dickinson, Iron, Menominee	114	30	12	60	12	26.3	10.5	52.6	10.5
42 Midland	130	30	34	52	14	23.1	26.2	40.0	10.8
43 Cass	117	16	12	37	52	13.7	10.3	31.6	44.4
44 Livingston	300	95	52	109	44	31.7	17.3	36.3	14.7
45 St. Joseph	142	18		65	59	12.7		45.8	41.5
46 Otsego, Kalkaska, Crawford	177	47	24	64	42	26.6	13.6	36.2	23.7
47 Delta	64	12		34	18	18.8		53.1	28.1
48 Allegan	151	39	20	58	34	25.8	13.2	38.4	22.5
49 Mecosta, Osceola	177	26	5	121	25	14.7	2.8	68.4	14.1
50 Mackinac, Chippewa	116	40	4	40	32	34.5	3.4	34.5	27.6
51 Lake, Mason	67	16	4	36	11	23.9	6.0	53.7	16.4
52 Huron	60	7	1	41	11	11.7	1.7	68.3	18.3
53 Cheboygan	71	15	7	32	17	21.1	9.9	45.1	23.9
54 Tuscola	174	52	16	79	27	29.9	9.2	45.4	15.5
55 Clare, Gladwin	165	34	29	92	10	20.6	17.6	55.8	6.1
56 Eaton	191	27	10	115	39	14.1	5.2	60.2	20.4
57 Emmet	53	17	1	33	2	32.1	1.9	62.3	3.8

SOURCE: Basic Information Reports (BIR). ¹ Includes Delayed and Suspended Sentences and HYTA Probation. ² Includes Restitution and Costs.

A1b 2010 Criminal Court Dispositions (Offenders) by FOA Region and Circuit Number — Drug Offenses

	Total	Prison	Probation ¹	Jail/Probation	Jail/Fine ²	Percents			
						Prison	Probation ¹	Jail/Probation	Jail/Fine ²
STATE TOTALS	11,838	1,462	3,838	4,028	2,510	12.4	32.4	34.0	21.2
METROPOLITAN REGION TOTALS	5,566	422	2,708	1,455	981	7.6	48.7	26.1	17.6
03 Wayne	2,703	228	1,739	395	341	8.4	64.3	14.6	12.6
06 Oakland	955	97	243	349	266	10.2	25.4	36.5	27.9
16 Macomb	1,718	74	630	686	328	4.3	36.7	39.9	19.1
22 Washtenaw	190	23	96	25	46	12.1	50.5	13.2	24.2
OUTSTATE REGION TOTALS	6,272	1,040	1,130	2,573	1,529	16.6	18.0	41.0	24.4
01 Hillsdale	33	21		11	1	63.6		33.3	3.0
02 Berrien	392	77	19	139	157	19.6	4.8	35.5	40.1
04 Jackson	164	45	4	94	21	27.4	2.4	57.3	12.8
05 Barry	61	11		47	3	18.0		77.0	4.9
07 Genesee	364	39	143	102	80	10.7	39.3	28.0	22.0
08 Ionia, Montcalm	81	24		49	8	29.6		60.5	9.9
09 Kalamazoo	662	63	208	193	198	9.5	31.4	29.2	29.9
10 Saginaw	246	46	124	33	43	18.7	50.4	13.4	17.5
11 Alger, Luce, Schoolcraft	20	4	1	9	6	20.0	5.0	45.0	30.0
12 Baraga, Houghton, Keweenaw	17	1	1	8	7	5.9	5.9	47.1	41.2
13 Antrim, Grand Traverse, Leelanau	54	13	2	34	5	24.1	3.7	63.0	9.3
14 Muskegon	210	48	7	108	47	22.9	3.3	51.4	22.4
15 Branch	46	18		19	9	39.1		41.3	19.6
17 Kent	629	129	112	185	203	20.5	17.8	29.4	32.3
18 Bay	163	31	39	75	18	19.0	23.9	46.0	11.0
19 Benzie, Manistee	21	1	7	13		4.8	33.3	61.9	
20 Ottawa	134	8	51	47	28	6.0	38.1	35.1	20.9
21 Isabella	160	9	1	124	26	5.6	0.6	77.5	16.3
23 Iosco, Oscoda	30	5	1	16	8	16.7	3.3	53.3	26.7
24 Sanilac	12	2		7	3	16.7		58.3	25.0
25 Marquette	41	1	16	13	11	2.4	39.0	31.7	26.8
26 Alpena, Alcona, Montmorency, Presque Isle	90	11	34	27	18	12.2	37.8	30.0	20.0
27 Newago, Oceana	57	7	3	39	8	12.3	5.3	68.4	14.0
28 Missaukee, Wexford	50	7		39	4	14.0		78.0	8.0
29 Clinton, Gratiot	58	9		40	9	15.5		69.0	15.5
30 Ingham	222	21	5	120	76	9.5	2.3	54.1	34.2
31 St. Clair	188	17	41	54	76	9.0	21.8	28.7	40.4
32 Gogebic, Ontonagon	15	2	4	8	1	13.3	26.7	53.3	6.7
33 Charlevoix	33	9		16	8	27.3		48.5	24.2
34 Roscommon, Arenac, Ogemaw	77	8	14	42	13	10.4	18.2	54.5	16.9
35 Shiawassee	60	8	11	38	3	13.3	18.3	63.3	5.0
36 VanBuren	172	19	37	59	57	11.0	21.5	34.3	33.1
37 Calhoun	189	24	60	34	71	12.7	31.7	18.0	37.6
38 Monroe	131	26	5	73	27	19.8	3.8	55.7	20.6
39 Lenawee	44	11	6	24	3	25.0	13.6	54.5	6.8
40 Lapeer	51	3		24	24	5.9		47.1	47.1
41 Dickinson, Iron, Menominee	52	6	5	30	11	11.5	9.6	57.7	21.2
42 Midland	73	7	26	30	10	9.6	35.6	41.1	13.7
43 Cass	112	40	26	13	33	35.7	23.2	11.6	29.5
44 Livingston	159	21	49	69	20	13.2	30.8	43.4	12.6
45 St. Joseph	213	71		92	50	33.3		43.2	23.5
46 Otsego, Kalkaska, Crawford	95	14	14	45	22	14.7	14.7	47.4	23.2
47 Delta	24			11	13			45.8	54.2
48 Allegan	128	30	16	65	17	23.4	12.5	50.8	13.3
49 Mecosta, Osceola	70	7	2	51	10	10.0	2.9	72.9	14.3
50 Mackinac, Chippewa	53	10	2	19	22	18.9	3.8	35.8	41.5
51 Lake, Mason	33	4		27	2	12.1		81.8	6.1
52 Huron	15	3		8	4	20.0		53.3	26.7
53 Cheboygan	55	13	1	26	15	23.6	1.8	47.3	27.3
54 Tuscola	37	4	8	20	5	10.8	21.6	54.1	13.5
55 Clare, Gladwin	71	10	21	34	6	14.1	29.6	47.9	8.5
56 Eaton	63	8	2	47	6	12.7	3.2	74.6	9.5
57 Emmet	42	14	2	23	3	33.3	4.8	54.8	7.1

SOURCE: Basic Information Reports (BIR). ¹ Includes Delayed and Suspended Sentences and HYTA Probation. ² Includes Restitution and Costs.

A1c 2010 Criminal Court Dispositions (Offenders) by FOA Region and Circuit Number — Assaultive Offenses

	Total	Prison	Probation ¹	Jail/Probation	Jail/Fine ²	Percents			
						Prison	Probation ¹	Jail/Probation	Jail/Fine ²
STATE TOTALS	10,178	4,337	1,794	2,683	1,364	42.6	17.6	26.4	13.4
METROPOLITAN REGION TOTALS	4,432	1,942	1,268	808	414	43.8	28.6	18.2	9.3
03 Wayne	2,465	1,145	905	288	127	46.5	36.7	11.7	5.2
06 Oakland	954	424	149	217	164	44.4	15.6	22.7	17.2
16 Macomb	724	249	144	248	83	34.4	19.9	34.3	11.5
22 Washtenaw	289	124	70	55	40	42.9	24.2	19.0	13.8
OUTSTATE REGION TOTALS	5,746	2,395	526	1,875	950	41.7	9.2	32.6	16.5
01 Hillsdale	15	10		3	2	66.7		20.0	13.3
02 Berrien	285	125	16	75	69	43.9	5.6	26.3	24.2
04 Jackson	145	69	1	52	23	47.6	0.7	35.9	15.9
05 Barry	41	8		33		19.5		80.5	
07 Genesee	390	179	62	120	29	45.9	15.9	30.8	7.4
08 Ionia, Montcalm	117	64		46	7	54.7		39.3	6.0
09 Kalamazoo	394	147	65	93	89	37.3	16.5	23.6	22.6
10 Saginaw	369	173	81	84	31	46.9	22.0	22.8	8.4
11 Alger, Luce, Schoolcraft	29	16	1	6	6	55.2	3.4	20.7	20.7
12 Baraga, Houghton, Keweenaw	13	4		5	4	30.8		38.5	30.8
13 Antrim, Grand Traverse, Leelanau	78	51	2	20	5	65.4	2.6	25.6	6.4
14 Muskegon	330	170	5	117	38	51.5	1.5	35.5	11.5
15 Branch	26	15		6	5	57.7		23.1	19.2
17 Kent	734	333	75	204	122	45.4	10.2	27.8	16.6
18 Bay	115	58	11	33	13	50.4	9.6	28.7	11.3
19 Benzie, Manistee	25	8	3	12	2	32.0	12.0	48.0	8.0
20 Ottawa	162	29	37	59	37	17.9	22.8	36.4	22.8
21 Isabella	82	29	1	37	15	35.4	1.2	45.1	18.3
23 Iosco, Oscoda	22	6		14	2	27.3		63.6	9.1
24 Sanilac	19	7	1	6	5	36.8	5.3	31.6	26.3
25 Marquette	41	14	10	13	4	34.1	24.4	31.7	9.8
26 Alpena, Alcona, Montmorency, Presque Isle	52	21	6	18	7	40.4	11.5	34.6	13.5
27 Newago, Oceana	61	17		29	15	27.9		47.5	24.6
28 Missaukee, Wexford	57	28		27	2	49.1		47.4	3.5
29 Clinton, Gratiot	66	40	1	16	9	60.6	1.5	24.2	13.6
30 Ingham	252	98	4	92	58	38.9	1.6	36.5	23.0
31 St. Clair	175	58	14	54	49	33.1	8.0	30.9	28.0
32 Gogebic, Ontonagon	12	5	1	6		41.7	8.3	50.0	
33 Charlevoix	14	8		2	4	57.1		14.3	28.6
34 Roscommon, Arenac, Ogemaw	49	19	6	17	7	38.8	12.2	34.7	14.3
35 Shiawassee	48	21	3	22	2	43.8	6.3	45.8	4.2
36 VanBuren	100	29	9	36	26	29.0	9.0	36.0	26.0
37 Calhoun	212	72	37	35	68	34.0	17.5	16.5	32.1
38 Monroe	95	42	1	41	11	44.2	1.1	43.2	11.6
39 Lenawee	96	44	3	46	3	45.8	3.1	47.9	3.1
40 Lapeer	69	18		33	18	26.1		47.8	26.1
41 Dickinson, Iron, Menominee	49	17	3	21	8	34.7	6.1	42.9	16.3
42 Midland	50	20	9	20	1	40.0	18.0	40.0	2.0
43 Cass	50	14	3	5	28	28.0	6.0	10.0	56.0
44 Livingston	136	51	17	51	17	37.5	12.5	37.5	12.5
45 St. Joseph	87	24		29	34	27.6		33.3	39.1
46 Otsego, Kalkaska, Crawford	66	31	8	17	10	47.0	12.1	25.8	15.2
47 Delta	21	5	1	11	4	23.8	4.8	52.4	19.0
48 Allegan	96	41	5	35	15	42.7	5.2	36.5	15.6
49 Mecosta, Osceola	76	27	1	43	5	35.5	1.3	56.6	6.6
50 Mackinac, Chippewa	48	20		18	10	41.7		37.5	20.8
51 Lake, Mason	25	13		7	5	52.0		28.0	20.0
52 Huron	19	4		7	8	21.1		36.8	42.1
53 Cheboygan	26	10	2	4	10	38.5	7.7	15.4	38.5
54 Tuscola	80	37	9	28	6	46.3	11.3	35.0	7.5
55 Clare, Gladwin	50	14	9	27		28.0	18.0	54.0	
56 Eaton	49	18	1	28	2	36.7	2.0	57.1	4.1
57 Emmet	28	14	2	12		50.0	7.1	42.9	

SOURCE: Basic Information Reports (BIR). ¹ Includes Delayed and Suspended Sentences and HYTA Probation. ² Includes Restitution and Costs.

A2

2010 Criminal Court Dispositions by Offense and Type of Disposition — All Offenses

Page 1 of 22

Compiled Laws	Offense	VIOLATIONS ATTEMPTS Max. Penalty
21.154	Public Officer - Embezzle/Divert Tax/Public Moneys	5 ATTEMPTS
28.2931	State ID Card - False Application	5 ATTEMPTS
28.2951A-A	State ID Card - Alter/Forge/Use to Commit Felony	10 ATTEMPTS
28.2951B-A	State ID Card - Alter/Forge/Use to Commit Felony or Misdemeanor	5 ATTEMPTS
28.422	Weapons - Pistols, License Forgery	4 ATTEMPTS
28.425B3	Weapons - Pistols, False Info on CCW Permit	4 ATTEMPTS
28.729	Sex Offender - Fail to Register	4 ATTEMPTS
28.7291A	Sex Offender - Fail to Register	4 ATTEMPTS
28.7291B	Sex Offender - Fail to Register, 2nd Offense	7 ATTEMPTS
28.7291C	Sex Offender - Fail to Register, 3rd Offense	10 ATTEMPTS
28.7292C	Sex Offender - Fail to Report, 3rd Offense	4 ATTEMPTS
28.7342A	Student Safety Zone - Work/Loiter	MISD ATTEMPTS
28.7342B	Student Safety Zone - Work/Loiter - 2nd Offense	2 ATTEMPTS
28.7352B	Student Safety Zone - Residency Violation - 2nd Offense	2 ATTEMPTS
125.14471C1	Housing - MSHDA - False Pretenses, \$1K - <\$20K	5 ATTEMPTS
168.932F	Election Law - Possess Absentee Ballot	5 ATTEMPTS
205.271A	Taxes - Fail to File/False Return	5 ATTEMPTS
205.4282	Tobacco Products Tax Act Violation Felony	5 ATTEMPTS
257.233A6	Motor Vehicles - Odometer Tampering	5 ATTEMPTS
257.254	Motor Vehicle Code - Intent to Pass False Title	10 ATTEMPTS
257.257	License Documents/Plates - Forgery	5 ATTEMPTS
257.2573	License Documents/Plates - Forgery - 3rd+ Offense	15 ATTEMPTS
257.3107A	Driver's License - Forge w/ Intent to Commit Crime Max 10 Yrs+	10 ATTEMPTS
257.3107B	Driver's License - Forge w/ Intent to Commit Crime Max 6mos-<10 yrs	5 ATTEMPTS

DISPOSITIONS				
Total	Prison 25%	Probation 48%	Jail ¹ 18%	Other ² 9%
58,120 6,284	15,863 592	27,162 3,567	10,187 1,373	4,908 752
1	1			
11	3	6	2	
2		1	1	
2	1		1	
1		1		
1		1		
453 126	87 5	196 68	167 53	3
10 4	3	2 2	5 2	
49	15	16	18	
16	4	5	7	
36 4	5	13 1	18 3	
1	1			
2		1	1	
1		1		
2		2		
4		4		
4 1		4 1		
2		2		
1		1		
40 6	7	21 5	10 1	2
65 22	9	32 18	21 4	3
1		1		
4		3	1	
7	3	1	3	

NOTE: Be sure to check for related offense codes when examining a particular type of crime. They may or may not be in sequential order or even on the same page. Offenders may have multiple dispositions.

A2

2010 Criminal Court Dispositions by Offense and Type of Disposition — All Offenses

Page 2 of 22

Compiled Laws	Offense	VIOLATIONS ATTEMPTS Max. Penalty
257.3109	Driver's License - Forged, Possession of 2 or More	5 ATTEMPTS
257.3291	Insurance Certificates - Possess/ Sale of Stolen/Counterfeit	5 ATTEMPTS
257.602A2	Police Officer - Flee - 4th Degree (Vehicle Code)	2 ATTEMPTS
257.602A3	Police Officer - Flee - 3rd Degree (Vehicle Code)	4 ATTEMPTS
257.602A3-A	Police Officer - Flee - 3rd Degree (Vehicle Code)	5 ATTEMPTS
257.602A4	Police Officer - Flee - Serious Bodily Injury (Vehicle Code)	4 ATTEMPTS
257.602A4-A	Police Officer - Flee - 2nd Degree (Vehicle Code)	10 ATTEMPTS
257.602A5	Police Officer - Flee - 1st Degree (Vehicle Code)	15 ATTEMPTS
257.617	Fail to Stop at Accident - Serious Impairment/Death	5 ATTEMPTS
257.6173	Fail to Stop at Accident - At Fault Death Result	15 ATTEMPTS
257.6251	Operating Vehicle Intoxicated	15 ATTEMPTS
257.62510C	Operating Vehicle Intoxicated - 3rd Offense	1 ATTEMPTS
257.6254	Operating Vehicle Intoxicated, Causing Death	15 ATTEMPTS
257.6254A	Operating Vehicle Intoxicated, Causing Death	15 ATTEMPTS
257.6255-A	Operating Vehicle Intoxicated, Causing Serious Injury	5 ATTEMPTS
257.6256	Operating Vehicle Intoxicated, Impaired - 3rd Felony	5 ATTEMPTS
257.6256D	Operating Vehicle Intoxicated, Contr. Sub. - 3rd Offense	5 ATTEMPTS
257.6257A2	Operating Vehicle Intoxicated, w/ Occupant <16 - 2nd+ Offense	5 ATTEMPTS
257.6259C	Allow Intoxicated Person to Operate, Cause Serious Injury	2 ATTEMPTS
257.626C	Driving - Felonious	2 ATTEMPTS
257.903	Motor Vehicle Code, False Certification	5 ATTEMPTS
257.9032	Motor Vehicle Code, False Certification - 2nd Offense	7 ATTEMPTS
257.9044	Operate - License Susp./Rev./Denied, Causing Death	15 ATTEMPTS
257.9045	Operate - License Susp./Rev./Denied, Causing Serious Injury	5 ATTEMPTS

DISPOSITIONS				
Total	Prison 25%	Probation 48%	Jail ¹ 18%	Other ² 9%
58,120 6,284	15,863 592	27,162 3,567	10,187 1,373	4,908 752
2	1	1		
20 6		17 6	1	2
353	54	193	103	3
3	1	2		
697 32	186 3	361 19	131 7	19 3
1	1			
85 1	57 1	23	5	
1	1			
36 3	22	12 3	1	1
4	3	1		
3		2	1	
19	3	15	1	
49	46	3		
4	3	1		
122 8	31 1	84 7	7	
2	1	1		
3,509 9	671	2,558 7	280 2	
90	16	64	10	
1		1		
26	5	19	2	
17 2	4	10 2	3	
1			1	
11	9	1	1	
37	17	16	4	

NOTE: Be sure to check for related offense codes when examining a particular type of crime. They may or may not be in sequential order or even on the same page. Offenders may have multiple dispositions.

A2

2010 Criminal Court Dispositions by Offense and Type of Disposition — All Offenses

Page 3 of 22

Compiled Laws	Offense	VIOLATIONS ATTEMPTS Max. Penalty
257.9047-B	Allow Suspended Person to Operate Vehicle, Causing Death	5 ATTEMPTS
287.3232	Dangerous Animal, Causing Serious Injury	4 ATTEMPTS
324.1608	Resist/Obstruct Conservation Officers	2 ATTEMPTS
324.20139	Hazardous Subs., Knowingly Release/ False Statement [Endanger]	2 ATTEMPTS
324.31152A	Water Resources Protection Violation	2 ATTEMPTS
324.801764	Marine Safety, Operating Under Influence, Death	15 ATTEMPTS
324.801765	Marine Safety, Operating Under Influence, Serious Injury	5 ATTEMPTS
324.89052	Litter - Infectious Waste	2 ATTEMPTS
328.2321	Funeral Contracts - Conversion	5 ATTEMPTS
333.16294	Health Profession - Unauthorized Practice Felony	4 ATTEMPTS
333.17766C1	Contr. Sub. - Ephedrine/Pseudoephedrine Posses >12 grams	2 ATTEMPTS
333.26424	Contr. Sub. - Illegal Sale of Medical Marihuana	2 ATTEMPTS
333.5210	AIDS - Sexual Penetration w/ Uninformed Partner	4 ATTEMPTS
333.73413	Contr. Sub. - Imitation Mfg/ Distribution	2 ATTEMPTS
333.74012A1	Contr. Sub. - Del/Mfg 1,000+ Grams (Narc. or Cocaine)	LIFE ATTEMPTS
333.74012A2	Contr. Sub. - Del/Mfg 450 - 999 Grams (Narc. or Cocaine)	30 ATTEMPTS
333.74012A3	Contr. Sub. - Del/Mfg 50 - 449 Grams (Narc. or Cocaine)	20 ATTEMPTS
333.74012A4	Contr. Sub. - Del/Mfg Under 50 Grams (Narc. or Cocaine)	20 ATTEMPTS
333.74012B	Contr. Sub. - Del/Mfg (Sched. 1-3), Meth/Ecstasy	20 ATTEMPTS
333.74012B-A	Contr. Sub. - Del/Mfg (Sched. 1-3), Except Marijuana	7 ATTEMPTS
333.74012B-B	Contr. Sub. - Del/Mfg (Subs added Sched. 1-3 by Rule)	7 ATTEMPTS
333.74012B1	Contr. Sub. - Del/Mfg Meth/Ecstasy	20 ATTEMPTS
333.74012C	Contr. Sub. - Del/Mfg (Sched. 4, or Added by Rule)	4 ATTEMPTS
333.74012C-A	Contr. Sub. - Del/Mfg (Sched. 4)	4 ATTEMPTS

DISPOSITIONS				
Total	Prison 25%	Probation 48%	Jail ¹ 18%	Other ² 9%
58,120 6,284	15,863 592	27,162 3,567	10,187 1,373	4,908 752
2		2		
5	2	3		
1		1		
1		1		
1		1		
1	1			
2	1	1		
1		1		
2	1	1		
1			1	
8		4	4	
1		1		
3	1	2		
89	9	38	33	9
13	12		1	
8	8			
109 8	94 5	13 3	2	
2,372 426	601 57	1,260 223	474 81	37 65
4 1	1	3 1		
442 18	55 1	278 14	59 2	50 1
8	2	5	1	
150 24	85 9	46 11	9 3	10 1
1		1		
106 7	12	56 5	23 1	15 1

NOTE: Be sure to check for related offense codes when examining a particular type of crime. They may or may not be in sequential order or even on the same page. Offenders may have multiple dispositions.

A2

2010 Criminal Court Dispositions by Offense and Type of Disposition — All Offenses

Page 4 of 22

Compiled Laws	Offense	VIOLATIONS ATTEMPTS Max. Penalty
333.74012C-B	Contr. Sub. - Del/Mfg (Added to Sched. 4 by Board Rule)	4 ATTEMPTS
333.74012D	Contr. Sub. - Del/Mfg (Sched. 5)	2 ATTEMPTS
333.74012D1	Contr. Sub. - Del/Mfg 45 or More Kilograms Marijuana	15 ATTEMPTS
333.74012D2	Contr. Sub. - Del/Mfg 5 to <45 Kilograms Marijuana	7 ATTEMPTS
333.74012D3	Contr. Sub. - Del/Mfg Marijuana	4 ATTEMPTS
333.74012F	Prescription Forms - Del/Mfg/ Intent	7 ATTEMPTS
333.7401C2A	Contr. Sub. - Operate/Maintain Lab	10 ATTEMPTS
333.7401C2B	Contr. Sub. - Operate/Maintain Lab Near Minor	20 ATTEMPTS
333.7401C2C	Contr. Sub. - Operate/Maintain Lab Involving Hazardous Waste	20 ATTEMPTS
333.7401C2D	Contr. Sub. - Operate/Maintain Lab Near Specified Places	20 ATTEMPTS
333.7401C2E	Contr. Sub. - Operate/Maintain Lab Involving Firearm	25 ATTEMPTS
333.7401C2F	Contr. Sub. - Operate/Maintain Lab Involving Meth	20 ATTEMPTS
333.74022A	Contr. Sub. - Create/Del./Intent Counterfeit (Narcotic)	10 ATTEMPTS
333.74022B	Contr. Sub. - Create/Del./Intent Counterfeit (Sched. 1-3)	5 ATTEMPTS
333.74022E	Contr. Sub. - Create/Deliver Analogue	15 ATTEMPTS
333.7403	Contr. Sub. - Possess Marijuana	LIFE ATTEMPTS
333.74032A	Contr. Sub. - Possess	LIFE ATTEMPTS
333.74032A1	Contr. Sub. - Possess 1,000+ Grams (Narcotic)	LIFE ATTEMPTS
333.74032A2	Contr. Sub. - Possess 450 - 999 Grams (Narcotic)	30 ATTEMPTS
333.74032A3	Contr. Sub. - Possess 50 - 449 Grams (Narcotic)	20 ATTEMPTS
333.74032A4	Contr. Sub. - Possess 25 - 49 Grams (Narcotic)	4 ATTEMPTS
333.74032A5	Contr. Sub. - Possess <25 Grams (Narcotic)	4 ATTEMPTS
333.74032B	Contr. Sub. - Possess Analogues/Sched. 1-4	2 ATTEMPTS
333.74032B-A	Contr. Sub. - Possess Analogues/Sched. 1-4	2 ATTEMPTS

DISPOSITIONS				
Total	Prison 25%	Probation 48%	Jail ¹ 18%	Other ² 9%
58,120 6,284	15,863 592	27,162 3,567	10,187 1,373	4,908 752
8 1		6 1	2	
11	1	5	5	
158 9	10 2	109 5	33 2	6
16 2	14 1	2 1		
3,193 440	269 10	1,760 287	584 71	580 72
13 4		12 3	1	1
42 1	18	17 1	6	1
12 1	11 1	1		
23	23			
21	16	4	1	
5	5			
320 4	194 1	107 3	14	5
16	3	10	3	
7 1		4 1	2	1
14 2	4	5 2	5	
1		1		
1		1		
1	1			
2	2			
21	13	6	2	
35	3	20	12	
4,550 289	323 5	2,882 214	1,222 52	123 18
2		1		1
1,382	69	933	285	95

NOTE: Be sure to check for related offense codes when examining a particular type of crime. They may or may not be in sequential order or even on the same page. Offenders may have multiple dispositions.

A2

2010 Criminal Court Dispositions by Offense and Type of Disposition — All Offenses

Page 5 of 22

Compiled Laws	Offense	VIOLATIONS ATTEMPTS Max. Penalty
333.74032B-B	Contr. Sub. - Possess Analogues/Sched. 1-4	2 ATTEMPTS
333.74032B1	Contr. Sub. - Possess Methamphetamine	10 ATTEMPTS
333.7405A	Contr. Sub. - Licensee, Prescription Violations	2 ATTEMPTS
333.7405D	Contr. Sub. - Maintain Drug House	2 ATTEMPTS
333.7405E	Contr. Sub. - Maintain Drug House	2 ATTEMPTS
333.74071A	Contr. Sub. - Licensee Distribute w/o Order Form	4 ATTEMPTS
333.74071C	Contr. Sub. - Obtain by Fraud	4 ATTEMPTS
333.74071F	Contr. Sub. - Disclosing Prescription Information	4 ATTEMPTS
333.74071G	Contr. Sub. - Counterfeit Prescription Form	4 ATTEMPTS
333.74101-B	Contr. Sub. - Deliver to Minor (Sched. 1-3, Except Marij./Coc.)	14 ATTEMPTS
333.74101-D	Contr. Sub. - Delivery to Minor, Sched. 4 and Marijuana	8 ATTEMPTS
333.74102-A	Contr. Sub. - Deliver <50 Grams, School Prop. (Narc/Cocaine)	60 ATTEMPTS
333.74103	Contr. Sub. - Intent Deliver <50 Grams, School Prop (Narc.)	40 ATTEMPTS
333.74104-A	Contr. Sub. - Possess on School/Library Prop. (Narc./Coc.) <25 Grams	8 ATTEMPTS
333.74104-B	Contr. Sub. - Possess on School/Library Property (Sched.1-4)	4 ATTEMPTS
333.74104-C	Contr. Sub. - Possess on School/Library Property (Sched. 5)	2 ATTEMPTS
333.74104-D	Contr. Sub. - Possess Marijuana, on School/Library Property	2 ATTEMPTS
333.7410A	Contr. Sub. - Deliver/Possess in Park	2 ATTEMPTS
338.823-A	Private Detectives - No License	4 ATTEMPTS
339.6016B	Unlicensed Residential Builder - 2nd Offense	2 ATTEMPTS
400.601-B	Fraud - Welfare, Over \$500	4 ATTEMPTS
400.602-B	Fraud - Welfare, Failure to Inform, Over \$500	4 ATTEMPTS
400.6032	Medicaid Fraud - False Statement To Determine Benefit Rights	4 ATTEMPTS
400.6071	Medicaid Fraud - False Claim	4 ATTEMPTS

DISPOSITIONS				
Total	Prison 25%	Probation 48%	Jail ¹ 18%	Other ² 9%
58,120 6,284	15,863 592	27,162 3,567	10,187 1,373	4,908 752
60		44	8	8
836 47	126 7	477 25	211 9	22 6
4		4		
826	77	482	228	39
4		4		
1 2		1 1	1	
247 86	10 3	159 50	67 31	11 2
1		1		
20 2	2	16 2	2	
1		1		
9 1	2	5 1	2	
25	14	10	1	
14 2	8 1	5 1	1	
11 3	4	5 3	1	1
12	1	7	4	
1		1		
44	4	19	14	7
2			1	1
1			1	
1		1		
47 10	3	34 8	8 2	2
160 29	2	145 22	13 7	
1			1	
4 1		4 1		

NOTE: Be sure to check for related offense codes when examining a particular type of crime. They may or may not be in sequential order or even on the same page. Offenders may have multiple dispositions.

A2

2010 Criminal Court Dispositions by Offense and Type of Disposition – All Offenses

Page 6 of 22

Compiled Laws	Offense	VIOLATIONS ATTEMPTS Max. Penalty
421.54BIIC	Unemployment Comp. Fraud, False Statement/Misrep. - No Loss	2 ATTEMPTS
432.2181	Gambling Operations - Felony Violations	10 ATTEMPTS
432.2182	Gambling Activities - Felony Violations	10 ATTEMPTS
432.30	Lottery - Forge/Counterfeit Ticket	5 ATTEMPTS
436.17012	Alcohol - Sell/Furnish to Minor, Causing Death	10 ATTEMPTS
440.95016	File False/Fraudulent Financial Statement	5 ATTEMPTS
445.4083	Second Hand Dealer - Buy/Sell Stolen Utility Co. Scrap Metal	5 ATTEMPTS
445.4332	Buy/Sell Stolen Non Ferrous Metals - 1st Offense	5 ATTEMPTS
445.65	Identity Theft	5 ATTEMPTS
445.67	Identity Theft - Obtain/Possess/Transfer ID w/Intent	5 ATTEMPTS
500.45111	Insurance - Fraudulent Acts	4 ATTEMPTS
500.45112	Insurance Fraud - Conspiracies	10 ATTEMPTS
570.152	Contractor - Fraudulent Use of Building Contract Fund	3 ATTEMPTS
700.625	Distributing Obscene Matter to Minor	2 ATTEMPTS
722.6335B	Child Abuse - Intentional False Report Felony	VAR ATTEMPTS
722.675	Distribute Obscene Matter to Children	2 ATTEMPTS
750.110-A	Breaking & Entering - Unoccupied Bldg. w/Intent	10 ATTEMPTS
750.110A2	Home Invasion - 1st Degree	20 ATTEMPTS
750.110A3	Home Invasion - 2nd Degree	15 ATTEMPTS
750.110A4	Home Invasion - 3rd Degree	5 ATTEMPTS
750.111	Breaking & Entering - Entry w/o Breaking, w/Intent	5 ATTEMPTS
750.116	Burglar's Tools - Possess	10 ATTEMPTS
750.117	Public Officer - Bribery	4 ATTEMPTS
750.1227A	Witness - Bribe/Intimidate/Interfere	4 ATTEMPTS

DISPOSITIONS				
Total	Prison 25%	Probation 48%	Jail ¹ 18%	Other ² 9%
58,120 6,284	15,863 592	27,162 3,567	10,187 1,373	4,908 752
1				1
3		2	1	
3		2	1	
3		1	1	1
1		1		
1	1	1		
1		1		
4		3		1
8	2	6		
5		5		
359	64	211	69	15
24	1	15	8	
45	9	21	8	7
2	1	1		
35	6	24	3	2
5		4	1	
1		1		
14	2	9	3	
1		1		
2	1	1		
18	3	11	4	
1,700	586	646	239	229
324	58	159	65	42
723	500	103	24	96
156	55	62	18	21
2,061	895	604	160	402
187	29	84	41	33
514	106	265	101	42
48	4	32	11	1
207	38	105	37	27
27	2	15	5	5
129	52	41	22	14
8	2	3	3	
4		4		
1		1		
35	18	9	8	
5		5		

NOTE: Be sure to check for related offense codes when examining a particular type of crime. They may or may not be in sequential order or even on the same page. Offenders may have multiple dispositions.

A2

2010 Criminal Court Dispositions by Offense and Type of Disposition – All Offenses

Page 7 of 22

Compiled Laws	Offense	VIOLATIONS ATTEMPTS Max. Penalty
750.1227B	Witness - Bribe/Intimidate/ Interfere	10 ATTEMPTS
750.1227C	Witness - Intimidate/Threaten to Kill or Injure	15 ATTEMPTS
750.1228	Witness - Retaliate Against	10 ATTEMPTS
750.13	Entice Female Under 16 for Immoral Purposes	10 ATTEMPTS
750.1313B2	Check - Non-Sufficient Funds, \$100 - <\$500 - 3rd+ Offense	2 ATTEMPTS
750.1313C	Check - Non-Sufficient Funds, \$500 or more	2 ATTEMPTS
750.131A	Check - No Account or Non-Sufficient Funds	2 ATTEMPTS
750.131A1	Check - No Account	2 ATTEMPTS
750.131A2	Check - Non-Sufficient Funds, Three w/in 10 days	2 ATTEMPTS
750.135	Children - Abandonment	10 ATTEMPTS
750.136B2	Child Abuse - 1st Degree	15 ATTEMPTS
750.136B3	Child Abuse - 2nd Degree	4 ATTEMPTS
750.136B4	Child Abuse - 3rd Degree	2 ATTEMPTS
750.145A-A	Children - Accost for Immoral Purposes	4 ATTEMPTS
750.145C	Child Sexually Abusive Activity	20 ATTEMPTS
750.145C2	Child Sexually Abusive Activity	20 ATTEMPTS
750.145C3	Child Sexually Abusive Activity, Promote or Distribute	7 ATTEMPTS
750.145C4-A	Child Sexually Abusive Material, Possess	4 ATTEMPTS
750.145C4-A	Child Sexually Abusive Material, Possess	4 ATTEMPTS
750.145D2B	Computer/Internet - Plan Crime w/ Other, Max 1 - <2 yrs	2 ATTEMPTS
750.145D2C	Computer/Internet - Plan Crime w/ Other, Max 2 - <4 yrs	4 ATTEMPTS
750.145D2D	Computer/Internet - Plan Crime w/ Other, Max 4 - <10 yrs	10 ATTEMPTS
750.145D2F	Computer/Internet - Plan Crime w/ Other, Max 15+ yrs	20 ATTEMPTS
750.145N1	Vulnerable Adult Abuse - 1st Degree	15 ATTEMPTS

DISPOSITIONS				
Total	Prison 25%	Probation 48%	Jail ¹ 18%	Other ² 9%
58,120 6,284	15,863 592	27,162 3,567	10,187 1,373	4,908 752
13 3	9	3 2	1	1
12 1	7	3	2 1	
3	1	2		
1		1		
4	3	1		
99	4	70	20	5
3			3	
258	31	139	77	11
92	16	53	22	1
1	1			
35 3	30 3	5		
80 4	28 1	40 2	9 1	3
112	11	77	20	4
74 14	22	38 11	3 3	11
2	2			
70 2	59 1	11 1		
13 1	9	3 1		1
1			1	
1		1		
113 7	48 2	45 5	14	6
1		1		
16	4	11	1	
20	10	9	1	
12	7	4	1	
2	2			

NOTE: Be sure to check for related offense codes when examining a particular type of crime. They may or may not be in sequential order or even on the same page. Offenders may have multiple dispositions.

A2

2010 Criminal Court Dispositions by Offense and Type of Disposition — All Offenses

Page 8 of 22

Compiled Laws	Offense	VIOLATIONS ATTEMPTS Max. Penalty
750.145N2	Vulnerable Adult Abuse - 2nd Degree	4 ATTEMPTS
750.145N3	Vulnerable Adult Abuse - 3rd Degree	2 ATTEMPTS
750.147B	Ethnic Intimidation	2 ATTEMPTS
750.157A	Compounding Offenses	5 ATTEMPTS
750.157AB	Conspiracy - Gamble Illegally	5 ATTEMPTS
750.157B2	Homicide - Solicitation of Murder	LIFE ATTEMPTS
750.157N1	Financial Transaction Device - Steal/Retain w/o Consent	4 ATTEMPTS
750.157N2	Financial Transaction Device - Possess Fraudulent One	4 ATTEMPTS
750.157P	Financial Transaction Device - Possess w/Intent to Use/Sell	4 ATTEMPTS
750.157Q	Financial Transaction Device - Illegal Sale/Use	4 ATTEMPTS
750.157R	Financial Transaction Device - Forge/Alter/Counterfeit	4 ATTEMPTS
750.157T	Financial Transaction Device - Sale of Goods or Services	4 ATTEMPTS
750.157V	Financial Transaction Device - False ID	4 ATTEMPTS
750.157W1C1	Financial Trans. Device - Fraud Withdraw/ Transfer, \$1K - <\$20K	5 ATTEMPTS
750.158	Sodomy	15 ATTEMPTS
750.159I1	Criminal Enterprise - Conduct	20 ATTEMPTS
750.159I3	Criminal Enterprise - Racketeering Proceeds	20 ATTEMPTS
750.159I4-A	Criminal Enterprise - Conspiracy	20 ATTEMPTS
750.160	Dead Bodies - Disinterment and Mutilation	10 ATTEMPTS
750.161	Desertion/Abandon/Non-Support	3 ATTEMPTS
750.165	Child Support - Fail to Pay	4 ATTEMPTS
750.174	Embezzle - Agent or Trustee	10 ATTEMPTS
750.1744A	Embezzle - Agent or Trustee, \$1K - <\$20K	5 ATTEMPTS
750.1744B	Embezzle - Agent or Trustee, \$200 - <\$1K - 2nd+ Offense	5 ATTEMPTS

DISPOSITIONS				
Total	Prison 25%	Probation 48%	Jail ¹ 18%	Other ² 9%
58,120 6,284	15,863 592	27,162 3,567	10,187 1,373	4,908 752
6	3	3		
3		3		
19	1	14	3	1
14	7	4	2	1
1		1		
3	3			
941 89	138 3	455 49	227 33	121 4
43 3		27 1	9 2	7
109 18	12	50 14	30 2	17 2
291 40	43 1	141 30	66 8	41 1
3		3		
2		1	1	
2			2	
1		1		
17 3	2	13 2	2 1	
5 4	1	1 4	1	2
1		1		
46 4	36 1	9	1 3	
1	1			
1	1			
4	4			
12 1		12	1	
1,240 171	86 5	1,009 129	145 36	1
1			1	
294 67	11 1	213 52	35 10	35 4
4	2	2		

NOTE: Be sure to check for related offense codes when examining a particular type of crime. They may or may not be in sequential order or even on the same page. Offenders may have multiple dispositions.

A2

2010 Criminal Court Dispositions by Offense and Type of Disposition — All Offenses

Page 9 of 22

Compiled Laws	Offense	VIOLATIONS ATTEMPTS Max. Penalty
750.1744C	Embezzle - \$200 - <\$1K from Non-Profit or Charity	5 ATTEMPTS
750.1745A	Embezzle - Agent or Trustee, \$20K - <\$50K	10 ATTEMPTS
750.1745C	Embezzle - \$1K - <\$20K from Non-Profit or Charity	10 ATTEMPTS
750.1746	Embezzle - \$50K - <\$100K	15 ATTEMPTS
750.1747	Embezzlement - \$100K or More	15 ATTEMPTS
750.174A4A	Embezzlement - From Vulnerable Adult, \$1K - <\$20K	5 ATTEMPTS
750.174A5A	Embezzlement - From Vulnerable Adult, \$20K or More	10 ATTEMPTS
750.175	Embezzle - Public Official, Over \$50	10 ATTEMPTS
750.180	Embezzle - Financial Institutions	20 ATTEMPTS
750.182A	Schools - Falsifying Records High Court Misd.	2 ATTEMPTS
750.183-A	Escape - Aiding Prisoner - Felony	7 ATTEMPTS
750.186A	Escape - Juvenile Facility	4 ATTEMPTS
750.193	Escape - Prison	5 ATTEMPTS
750.1951	Escape - From Misdemeanor Jail Sentence	2 ATTEMPTS
750.1952	Escape - From Felony Jail Sentence	4 ATTEMPTS
750.1971	Escape - Awaiting Trial for Misdemeanor	2 ATTEMPTS
750.1972	Escape - Awaiting Trial for Felony	4 ATTEMPTS
750.197C-A	Assault of Prison Employee	4 ATTEMPTS
750.197C-B	Escape - From Jail Through Violence	4 ATTEMPTS
750.1993	Harboring Felons	4 ATTEMPTS
750.199A	Bond - Abscond or Forfeit	4 ATTEMPTS
750.200I1A	Harmful Devices - Unlawful Possession/Use	15 ATTEMPTS
750.200J1B	Harmful Devices - Imitation/Irritants, Prop. Damage	5 ATTEMPTS
750.200J1C	Harmful Devices - Imitation/Irritants, Person Injury	10 ATTEMPTS

DISPOSITIONS				
Total	Prison 25%	Probation 48%	Jail ¹ 18%	Other ² 9%
58,120 6,284	15,863 592	27,162 3,567	10,187 1,373	4,908 752
1		1		
57 4	10 4	42 4	3	2
8 3		8 3		
32	11	21		
20 1	17	3 1		
29 12	8 1	19 10	2 1	
7 1	1 1	6		
12		12		
7 1		7 1		
1		1		
8 1	5	2	1	1
7	6		1	
9	2	3	3	1
17 3	10 1	2 1	5 1	
2		1		1
18 1	13	1	3 1	1
103 15	83 10	9 1	10 3	1 1
1		1		
12 6		8 3	3 2	1 1
82 15	30 1	25 3	27 11	
1	1			
1		1		
1		1		

NOTE: Be sure to check for related offense codes when examining a particular type of crime. They may or may not be in sequential order or even on the same page. Offenders may have multiple dispositions.

A2

2010 Criminal Court Dispositions by Offense and Type of Disposition — All Offenses

Page 10 of 22

Compiled Laws	Offense	VIOLATIONS ATTEMPTS Max. Penalty
750.204A	Explosives - Send w/Intent to Frighten	5 ATTEMPTS
750.2072B	Explosives - Place Near Property Cause Property Damage	20 ATTEMPTS
750.2091A	Explosives - Place w/Intent to Injure	15 ATTEMPTS
750.2102A	Explosives - Possess Bomb w/ Unlawful Intent	15 ATTEMPTS
750.211A2A	Explosives - Mfg/Possess Explosive/ Other w/Malicious Intent	15 ATTEMPTS
750.211A2A-A	Explosives - Mfg/Possess Molotov Cocktail	4 ATTEMPTS
750.211A2B	Explosives - Mfg/Possess Molotov Cocktail/Other w/Prop. Damage	20 ATTEMPTS
750.213	Extortion	20 ATTEMPTS
750.2153	Impersonate Peace Officer to Commit Crime	4 ATTEMPTS
750.217F	Impersonate Firefighter/ Emergency Medical Personnel	2 ATTEMPTS
750.218	False Pretenses w/Intent to Defraud	10 ATTEMPTS
750.218-B	False Pretenses - Over \$100	10 ATTEMPTS
750.2184A	False Pretenses - \$1K - <\$20K	5 ATTEMPTS
750.2184B	False Pretenses - \$200 - <\$1K - 2nd+ Offense	5 ATTEMPTS
750.2185A	False Pretenses - \$20K or More	10 ATTEMPTS
750.219E	Financial Institution - Unauthorized Credit Application	4 ATTEMPTS
750.2241-A	Weapons - Dangerous Weapon, Misc.	5 ATTEMPTS
750.2241-B	Weapons - Dangerous Weapon, Gas Ejecting Device	5 ATTEMPTS
750.224A	Weapons - Taser, Possession or Sale Taser	4 ATTEMPTS
750.224B	Weapons - Firearms, Short-Barrel Shotgun/Rifle	5 ATTEMPTS
750.224D2	Weapons - Dangerous Weapon, Self-Defense Spray	2 ATTEMPTS
750.224F	Weapons - Firearms, Possession by Felon	5 ATTEMPTS
750.226	Weapons - Dangerous Weapon, Carry w/Unlawful Intent	5 ATTEMPTS
750.227	Weapons - Carry Concealed	5 ATTEMPTS

DISPOSITIONS				
Total	Prison 25%	Probation 48%	Jail ¹ 18%	Other ² 9%
58,120 6,284	15,863 592	27,162 3,567	10,187 1,373	4,908 752
1	1			
1	1			
3	3			
1		1		
2	2			
8	1	3		4
6 1	3	2 1		1
16 6	14 5	1	1	1
14	4	9		1
2		2		
1				1
1 1			1 1	
179 41	38 2	116 21	18 12	7 6
3	1	2		
55 8	14 1	36 6	5 1	
10	2	7	1	
57 13	9	18 4	19 3	11 6
2	1		1	
34 12	4	17 7	11 5	2
74 7	22	34 3	7 2	11 2
4		2	1	1
893 22	495 1	267 10	131 11	
103 7	39 1	39 3	12 2	13 1
1,243 696	263 8	511 383	226 96	243 209

NOTE: Be sure to check for related offense codes when examining a particular type of crime. They may or may not be in sequential order or even on the same page. Offenders may have multiple dispositions.

A2

2010 Criminal Court Dispositions by Offense and Type of Disposition — All Offenses

Page 11 of 22

			DISPOSITIONS				
Compiled Laws	Offense	VIOLATIONS ATTEMPTS Max. Penalty	Total	Prison 25%	Probation 48%	Jail ¹ 18%	Other ² 9%
			58,120	15,863	27,162	10,187	4,908
			6,284	592	3,567	1,373	752
750.227B	Weapons - Felony Firearm	10 ATTEMPTS	2				2
750.227B-A	Weapons - Felony Firearm	2 ATTEMPTS	511	443	24	3	41
750.227B-B	Weapons - Felony Firearm - 2nd Offense	5 ATTEMPTS	31	31			
750.227C	Weapons - Firearms, Possess Loaded in Vehicle	2 ATTEMPTS	60	6	36	8	10
750.227F	Body Armor - Wear During Violent Crime	4 ATTEMPTS	1	1			
750.227G9A	Weapons - Body Armor - Possess/Use by Violent Felon	4 ATTEMPTS	3	1		2	
750.230	Weapons - Firearms, Alter ID Marks	2 ATTEMPTS	6	1	2	1	2
750.234A	Weapons - Firearms, Discharge from Vehicle	4 ATTEMPTS	23	13	7	2	1
750.234B	Weapons - Firearms, Discharge in/at Bldg.	4 ATTEMPTS	46	27	11	6	2
750.2374	Weapons - Firearms, Discharge OUIL Cause Death	15 ATTEMPTS	7	1	3	3	
750.248	Forgery	14 ATTEMPTS	1	1			
750.248A	Financial Transaction Device - Utter & Publish	4 ATTEMPTS	203	39	100	40	24
750.249	Utter & Publish	14 ATTEMPTS	13	1	6	6	
750.249A	Financial Transaction Device - Forgery	4 ATTEMPTS	5		5		
750.250	Forge State Warrant	7 ATTEMPTS	4		4		
750.251	Forge Bank Bills/Promissory Notes	7 ATTEMPTS	1,710	317	842	366	185
750.252	Utter & Publish - Possess Counterfeit Note w/Intent	7 ATTEMPTS	359	23	202	108	26
750.253	Utter & Publish - Counterfeit Bills/Notes	5 ATTEMPTS	1		1		
750.254	Utter & Publish - Possess Counterfeit Bank/State/Bills	5 ATTEMPTS	2		2		
750.255	Counterfeiting - Possess Tools	10 ATTEMPTS	2		1		1
750.260	Counterfeiting - Coins/Possess 5 or more	LIFE ATTEMPTS	5		4		1
750.261	Counterfeiting - Coins/Possess Less than 5	10 ATTEMPTS	10		6	1	3
750.273	Fraud - Obtain Signature to Financial Document	10 ATTEMPTS	4		2	1	1
750.280	Fraud - Common Law	10 ATTEMPTS	3		3		
			5		2	3	
			2		2		

NOTE: Be sure to check for related offense codes when examining a particular type of crime. They may or may not be in sequential order or even on the same page. Offenders may have multiple dispositions.

A2

2010 Criminal Court Dispositions by Offense and Type of Disposition — All Offenses

Page 12 of 22

Compiled Laws	Offense	VIOLATIONS ATTEMPTS Max. Penalty
750.282B	Public Utility - Fraudulent Use, Over \$500	4 ATTEMPTS
750.285	Obtain Personal Identity Info w/o Permission	5 ATTEMPTS
750.300A	Food Stamps - Fraud	10 ATTEMPTS
750.300A1B	Food Stamps - Fraud, Greater than \$250-<\$1K	5 ATTEMPTS
750.300A1C	Food Stamps - Fraud Over \$1K	10 ATTEMPTS
750.303-A	Gambling House - Maintain for Gain	2 ATTEMPTS
750.303-B	Gambling House - Permit for Gain	2 ATTEMPTS
750.316	Homicide	LIFE ATTEMPTS
750.316-A	Homicide - Murder 1st Degree, Premeditated	LIFE ATTEMPTS
750.316-B	Homicide - Felony Murder	LIFE ATTEMPTS
750.316-C	Homicide - Open Murder, Statutory Short Form	LIFE ATTEMPTS
750.316-D	Homicide - Murder of Peace/ Corrections Officer	LIFE ATTEMPTS
750.317	Homicide - Murder 2nd Degree	LIFE ATTEMPTS
750.317A	Deliver Controlled Substance Cause Death	LIFE ATTEMPTS
750.321	Homicide - Manslaughter	15 ATTEMPTS
750.321-A	Homicide - Manslaughter, Statutory Short Form	15 ATTEMPTS
750.321-C	Homicide - Manslaughter, Involuntary	15 ATTEMPTS
750.321-E	Homicide - Manslaughter w/ Motor Vehicle	15 ATTEMPTS
750.324	Homicide - Negligent Homicide	2 ATTEMPTS
750.329	Homicide - Manslaughter, Death w/ Weapon, Aim w/o Malice	15 ATTEMPTS
750.329A	Suicide - Assisting	5 ATTEMPTS
750.335A2B	Aggravated Indecent Exposure	2 ATTEMPTS
750.335A2C	Indecent Exposure by Sexually Delinquent Person	LIFE ATTEMPTS
750.338	Gross Indecency Between Males, Commit/Procure	5 ATTEMPTS

DISPOSITIONS				
Total	Prison 25%	Probation 48%	Jail ¹ 18%	Other ² 9%
58,120 6,284	15,863 592	27,162 3,567	10,187 1,373	4,908 752
14 1		13	1 1	
4		2	2	
2		2		
1	1			
5		4		1
4		3	1	
5		3	2	
5	4	1		
37	37			
49	48		1	
15	15			
1	1			
234	232	2		
6 1	5	1 1		
13	13			
34 3	28 3	3	3	
46 2	38 2	5		3
22 1	18	1 1		3
59	9	36	4	10
5	3	1		1
1	1			
86	20	46	17	3
9	7	2		
2 2	1		1 1	

NOTE: Be sure to check for related offense codes when examining a particular type of crime. They may or may not be in sequential order or even on the same page. Offenders may have multiple dispositions.

A2

2010 Criminal Court Dispositions by Offense and Type of Disposition — All Offenses

Page 13 of 22

Compiled Laws	Offense	VIOLATIONS ATTEMPTS Max. Penalty
750.338A	Gross Indecency Between Females, Commit/Procure	5 ATTEMPTS
750.338B	Gross Indecency Between Male & Female, Commit/Procure	5 ATTEMPTS
750.349	Kidnapping	LIFE ATTEMPTS
750.349B	Unlawful Imprisonment	15 ATTEMPTS
750.350	Kidnapping - Child Enticement	LIFE ATTEMPTS
750.356	Larceny	10 ATTEMPTS
750.356-A	Larceny - Over \$100 (obsolete)	5 ATTEMPTS
750.3562A	Larceny - \$20K or More	10 ATTEMPTS
750.3562B	Larceny - \$1K - <\$20K - 3rd+ Offense	10 ATTEMPTS
750.3563A	Larceny - \$1K - <\$20K	5 ATTEMPTS
750.3563B	Larceny - \$200 - <\$1K - 2nd+ Offense	5 ATTEMPTS
750.356A	Larceny - From Motor Vehicle	10 ATTEMPTS
750.356A-A	Larceny - From Motor Vehicle	5 ATTEMPTS
750.356A1	Larceny - From Motor Vehicle	5 ATTEMPTS
750.356A2C1	Breaking & Entering - Vehicle/Semi-Trailer/House Trailer, \$1K - <\$20K	5 ATTEMPTS
750.356A2C2	Breaking & Entering - Vehicle/Semi-Trailer/House Trailer, \$200-<\$1K - 2nd+ Offense	5 ATTEMPTS
750.356A2D1	Breaking & Entering - Vehicle/Semi-Trailer/House Trailer, \$20K or More	10 ATTEMPTS
750.356A3	Breaking & Entering - Vehicle Semi-Trailer/House Trailer, w/ Damage	5 ATTEMPTS
750.356AB	Larceny From Motor Vehicle, Over \$5	5 ATTEMPTS
750.356B	Breaking & Entering - Coin Telephone	4 ATTEMPTS
750.356C	Retail Fraud - 1st Degree	5 ATTEMPTS
750.357	Larceny from Person	10 ATTEMPTS
750.357A	Larceny of Livestock	4 ATTEMPTS
750.357B	Weapons - Firearms - Larceny	5 ATTEMPTS

DISPOSITIONS				
Total	Prison 25%	Probation 48%	Jail ¹ 18%	Other ² 9%
58,120 6,284	15,863 592	27,162 3,567	10,187 1,373	4,908 752
1		1		
33 8	7 1	16 5	5 2	5
26 1	26 1			
82 14	71 6	9 6	1 2	1
2 5	2 2	3		
2		1	1	
1			1	
21 4	6	11 4	4	
1	1			
307 39	61 2	137 24	71 9	38 4
12 1		6	6	
18 2	5	3 1	3 1	7
1		1		
850 84	95 8	325 42	183 25	247 9
40 4	9	16 4	10	5
2	1	1		
1		1		
278 35	67 1	120 19	51 10	40 5
1			1	
4 1		1	4	
1,026 51	323 2	408 30	258 19	37
395 50	149 3	140 24	66 14	40 9
2		2		
115 6	45	33 3	16 2	21 1

NOTE: Be sure to check for related offense codes when examining a particular type of crime. They may or may not be in sequential order or even on the same page. Offenders may have multiple dispositions.

A2

2010 Criminal Court Dispositions by Offense and Type of Disposition — All Offenses

Page 14 of 22

Compiled Laws	Offense	VIOLATIONS ATTEMPTS Max. Penalty
750.360	Larceny in Building	4 ATTEMPTS
750.362	Larceny By Conversion	10 ATTEMPTS
750.362-A	Larceny By Conversion Over \$100 (obsolete)	5 ATTEMPTS
750.3622A	Larceny by Conversion, \$20K or More	10 ATTEMPTS
750.3622B	Larceny By Conversion, \$1K - <\$20K - 3rd+ Offense	10 ATTEMPTS
750.3623A	Larceny By Conversion, \$1K - <\$20K	5 ATTEMPTS
750.3623B	Larceny By Conversion, \$200 - <\$1K - 2nd+ Offense	5 ATTEMPTS
750.362A2A	Fail to Return Rented Property, \$20K or More	10 ATTEMPTS
750.362A3A	Fail to Return Rented Property, \$1K - <\$20K	5 ATTEMPTS
750.3632A	Larceny by False Personation, \$20K or More	10 ATTEMPTS
750.3633A	Larceny by False Personation, \$1K - <\$20K	5 ATTEMPTS
750.3673A	Larceny - Trees & Shrubs, \$1K - <\$20K	5 ATTEMPTS
750.377A	Malicious Destruction Pers. Prop.	10 ATTEMPTS
750.377A1A1	Malicious Destruction Pers. Prop., \$20K Or More	10 ATTEMPTS
750.377A1B1	Malicious Destruction Pers. Prop., \$1K - <\$20K	5 ATTEMPTS
750.377A1B2	Malicious Destruction Pers. Prop., \$200 - <\$1K - 2nd+ Offense	5 ATTEMPTS
750.377B	Malicious Destruction Fire/Police Property	4 ATTEMPTS
750.379	Malicious Destruction of Prop., Bridges/Railroads/Locks	4 ATTEMPTS
750.3802A	Malicious Destruction of Bldg., \$20K or More	10 ATTEMPTS
750.3803A	Malicious Destruction of Bldg., \$1K - <\$20K	5 ATTEMPTS
750.380A	Malicious Destruction of Bldg., Over \$100 (Obsolete)	4 ATTEMPTS
750.3821C1	Mal. Destr. Trees/Shrubs/etc. \$1K - <\$20K	5 ATTEMPTS
750.383A	Malicious Destruction of Prop., Utility Prop.	4 ATTEMPTS
750.3875A	Malicious Destruction of Tombs/Memorials, \$1K - <\$20K	5 ATTEMPTS

DISPOSITIONS				
Total	Prison 25%	Probation 48%	Jail ¹ 18%	Other ² 9%
58,120	15,863	27,162	10,187	4,908
6,284	592	3,567	1,373	752
2,006	321	888	495	302
455	14	258	146	37
2		2		
1		1		
11	7	4		
1		1		
1	1			
88	20	56	10	2
14	2	7	3	2
1		1		
5		4	1	
2		2		
25	1	17	6	1
3		1	2	
1		1		
4	1	3		
1	1			
1			1	
6		4		2
245	24	95	48	78
38		26	7	5
3	2		1	
166	37	75	31	23
49	3	29	13	4
2				2
2	1	1		
111	18	45	14	34
10		5	5	
1			1	
1		1		
5		1		4
54	4	43	6	1
16		11	2	3
1				1

NOTE: Be sure to check for related offense codes when examining a particular type of crime. They may or may not be in sequential order or even on the same page. Offenders may have multiple dispositions.

A2

2010 Criminal Court Dispositions by Offense and Type of Disposition — All Offenses

Page 15 of 22

Compiled Laws	Offense	VIOLATIONS ATTEMPTS Max. Penalty
750.411A1B	False Report of Felony	4 ATTEMPTS
750.411A3A	False Report/Threat of Bomb/ Harmful Device	4 ATTEMPTS
750.411H2B	Stalking a Minor	5 ATTEMPTS
750.411I	Stalking - Aggravated	5 ATTEMPTS
750.411N	Money Laundering - 2nd Degree	10 ATTEMPTS
750.411S2A	Unlawful Posting Message	2 ATTEMPTS
750.411U	Gang Membership - Assoc/Member Commit/Attempt Felony	20 ATTEMPTS
750.411V1	Gang Recruitment	5 ATTEMPTS
750.413	Motor Vehicle - Unlawful Drive Away	5 ATTEMPTS
750.414	Motor Vehicle - Unlawful Use	2 ATTEMPTS
750.4152	Motor Vehicle - Conceal/Misrep. Identity to Mislead	4 ATTEMPTS
750.4155	Motor Vehicle - Possess/Deliver - ID Plates or Labels	4 ATTEMPTS
750.4156	Motor Vehicle - Buy/Receive Part w/ ID Removed/Altered	10 ATTEMPTS
750.422-A	Perjury - Court Proceeding, Capital Crime	LIFE ATTEMPTS
750.422-B	Perjury - Court Proceeding	15 ATTEMPTS
750.423	Perjury - Other Than Court Proceeding	15 ATTEMPTS
750.424-B	Perjury - Subornation, Court Proceeding	15 ATTEMPTS
750.425-B	Perjury - Incite/Procure, Court Proceeding	5 ATTEMPTS
750.4363A	Poisoning - Malicious False Statement	4 ATTEMPTS
750.439	Polygamy	4 ATTEMPTS
750.451-B	Prostitution - 3rd Offense	2 ATTEMPTS
750.451-D	Prostitution - 3rd+ Offense	2 ATTEMPTS
750.452	Prostitution - Keeping House of	5 ATTEMPTS
750.455	Prostitution - Pandering	20 ATTEMPTS

DISPOSITIONS				
Total	Prison 25%	Probation 48%	Jail ¹ 18%	Other ² 9%
58,120 6,284	15,863 592	27,162 3,567	10,187 1,373	4,908 752
202 60	21 3	120 36	32 21	29
14 1	3	5	4 1	2
2	1	1		
164 20	47 3	93 15	23 2	1
2	1	1		
9	2	7		
3	3			
1	1			
725 114	230 17	251 43	148 37	96 17
363	31	145	163	24
22	1	8	10	3
4	2		2	
2 1		1 1	1	
1		1		
5 2	1	4 2		
1	1			
1	1			
4	1	1	2	
1		1		
1 1		1	1	
1		1		
50	7	9	34	
1 1		1	1	
3		2	1	

NOTE: Be sure to check for related offense codes when examining a particular type of crime. They may or may not be in sequential order or even on the same page. Offenders may have multiple dispositions.

A2

2010 Criminal Court Dispositions by Offense and Type of Disposition — All Offenses

Page 16 of 22

Compiled Laws	Offense	VIOLATIONS ATTEMPTS Max. Penalty
750.457	Prostitution - Accept Earnings	20 ATTEMPTS
750.459	Prostitution - Transport Female (perhaps compel)	20 ATTEMPTS
750.478A2	Public Officer - Attempt to Obstruct Official Duties	2 ATTEMPTS
750.479	Public Officer - Assault/Obstruct	20 ATTEMPTS
750.479-B	Police Officer/Public Officer - Resist/Obstruct	2 ATTEMPTS
750.4792	Public Officer - Assault/Obstruct	2 ATTEMPTS
750.4793	Public Officer - Assault/Obstruct Cause Injury	4 ATTEMPTS
750.4794	Public Officer - Assault/Obstruct Cause Serious Injury	10 ATTEMPTS
750.479A2	Police Officer - Flee (Penal Code) 4th Degree	2 ATTEMPTS
750.479A3	Police Officer - Flee (Penal Code) 3rd Degree	5 ATTEMPTS
750.479A4-A	Police Officer - Flee (Penal Code) 2nd Degree	10 ATTEMPTS
750.479B1	Peace Officer - Disarm Non-Firearm	4 ATTEMPTS
750.479B2	Peace Officer - Disarm Firearm	10 ATTEMPTS
750.483A2B	Interfere w/ Crime Report Threat to Kill/Injure	10 ATTEMPTS
750.483A4B	Interfere w/ Police Investigation Threat to Kill/Injure	10 ATTEMPTS
750.483A6A	Tamper w/ Evidence	4 ATTEMPTS
750.483A6B	Tamper w/ Evidence - Criminal Case Max >10 yr Term	10 ATTEMPTS
750.49-A	Animals - Fighting	4 ATTEMPTS
750.49-B	Animals - Attend Fight	4 ATTEMPTS
750.49-C	Animals - Fighting, Possess Equipment	4 ATTEMPTS
750.490	Public Money - Safe Keeping	2 ATTEMPTS
750.491	Public Records - Remove/ Mutilate/Destruct	2 ATTEMPTS
750.502D	Anhydrous Ammonia Container, Unauthorized Tampering	4 ATTEMPTS
750.504C	Animals - Abandon/Cruelty to 4 - 9 Animals	2 ATTEMPTS

DISPOSITIONS				
Total	Prison 25%	Probation 48%	Jail ¹ 18%	Other ² 9%
58,120 6,284	15,863 592	27,162 3,567	10,187 1,373	4,908 752
4 1		4	1	
1		1		
1		1		
9		5	3	1
3	1	1	1	
24	7	9	8	
3	1			2
1	1			
106	18	52	21	15
227 24	66	81 19	41 3	39 2
6	4	1	1	
1 2		1 1	1	
13	7	6		
12 1	6 1	5		1
3	3			
12 2	3	4 2	4	1
8 2	6	2 2		
12 1	1	7	4 1	
1 1		1		
1 1	1	2		
1	1			
1			1	
1 1	1 1			
5		4	1	

NOTE: Be sure to check for related offense codes when examining a particular type of crime. They may or may not be in sequential order or even on the same page. Offenders may have multiple dispositions.

A2

2010 Criminal Court Dispositions by Offense and Type of Disposition — All Offenses

Page 17 of 22

Compiled Laws	Offense	VIOLATIONS ATTEMPTS Max. Penalty
750.504D	Animals - Abandon/Cruelty to 10 or More Animals	4 ATTEMPTS
750.505	Common Law Offenses	5 ATTEMPTS
750.505-A	Obstruction of Justice	5 ATTEMPTS
750.505-B	Accessory After the Fact to Felony	5 ATTEMPTS
750.505-C	Common Law Offenses	5 ATTEMPTS
750.5082B	Police Radio Receivers/Scanners, Use in Commission of Felony	2 ATTEMPTS
750.50B	Animals - Kill/Torture	4 ATTEMPTS
750.50C7	Police Animal - Injure/Harass While Committing Crime	2 ATTEMPTS
750.520B	CSC - 1st Degree - Multiple Variables	LIFE ATTEMPTS
750.520B1A	CSC - 1st Degree - Person Under 13	LIFE ATTEMPTS
750.520B1B	CSC - 1st Degree - Relationship	LIFE ATTEMPTS
750.520B1C	CSC - 1st Degree - During Felony	LIFE ATTEMPTS
750.520B1D	CSC - 1st Degree - Accomplices	LIFE ATTEMPTS
750.520B1E	CSC - 1st Degree - Weapon Used	LIFE ATTEMPTS
750.520B1F	CSC - 1st Degree - Personal Injury	LIFE ATTEMPTS
750.520B1G	CSC - 1st Degree - Injury to Incapacitated Victim	LIFE ATTEMPTS
750.520B1H	CSC - 1st Degree - Mentally Disabled Relationship	LIFE ATTEMPTS
750.520B2B	CSC - 1st Degree - Person <13, Defendant 17+ yrs.	LIFE ATTEMPTS
750.520B2C	CSC - 1st Degree - Person <13, Defendant 17+ yrs,2nd Offense	LIFE ATTEMPTS
750.520C	CSC - 2nd Degree - Multiple Variables	15 ATTEMPTS
750.520C1A	CSC - 2nd Degree - Person Under 13	15 ATTEMPTS
750.520C1B	CSC - 2nd Degree - Relationship	15 ATTEMPTS
750.520C1C	CSC - 2nd Degree - During Felony	15 ATTEMPTS
750.520C1D	CSC - 2nd Degree - Accomplices	15 ATTEMPTS

DISPOSITIONS				
Total	Prison 25%	Probation 48%	Jail ¹ 18%	Other ² 9%
58,120 6,284	15,863 592	27,162 3,567	10,187 1,373	4,908 752
4 3		4 3		
4		4		
21 4	9	7 1	4 1	1 2
98 9	17	42 6	12 2	27 1
4		4		
1		1		
29 9	9	13 8	4 1	3
2			1	1
69 1	67 1	1	1	
111 3	109 3	1	1	
82 1	82			
5 1	5 1			
2	2			
8 1	8 1			
10 1	10	1		
1	1			
1	1			
63	63			
2	2			
89 8	53 3	28 5	7	1
211 25	161 12	45 12	4 1	1
55 2	38 1	16 1	1	
5	4	1		
1 1	1 1			

NOTE: Be sure to check for related offense codes when examining a particular type of crime. They may or may not be in sequential order or even on the same page. Offenders may have multiple dispositions.

A2

2010 Criminal Court Dispositions by Offense and Type of Disposition — All Offenses

Page 18 of 22

Compiled Laws	Offense	VIOLATIONS ATTEMPTS Max. Penalty
750.520C1E	CSC - 2nd Degree - Weapon Used	15 ATTEMPTS
750.520C1F	CSC - 2nd Degree - Personal Injury	15 ATTEMPTS
750.520C1G	CSC - 2nd Degree - Injury to Incapacitated Victim	15 ATTEMPTS
750.520C1H	CSC - 2nd Degree - Mentally Disabled Relationship	15 ATTEMPTS
750.520C1I	CSC - 2nd Degree - State Prisoner	15 ATTEMPTS
750.520C2B	CSC - 2nd Degree - Person <13, Defendant 17+ yrs.	15 ATTEMPTS
750.520D	CSC - 3rd Degree - Multiple Variables	15 ATTEMPTS
750.520D1A	CSC - 3rd Degree - Person 13-15	15 ATTEMPTS
750.520D1B	CSC - 3rd Degree - Force/Coercion	15 ATTEMPTS
750.520D1C	CSC - 3rd Degree - Incapacitated Victim	15 ATTEMPTS
750.520D1D	CSC - 3rd Degree - Incest	15 ATTEMPTS
750.520D1E	CSC - 3rd Degree - Student	15 ATTEMPTS
750.520E	CSC - 4th Degree - Multiple Variables	2 ATTEMPTS
750.520E1A	CSC - 4th Degree - Force/Coercion	2 ATTEMPTS
750.520E1A-A	CSC - 4th Degree - Victim 13-16	2 ATTEMPTS
750.520E1B	CSC - 4th Degree - Incapacitated Victim	2 ATTEMPTS
750.520E1E-A	CSC - 4th Degree - Mental Health Professional	2 ATTEMPTS
750.520E1F-A	CSC - 4th Degree - Student	2 ATTEMPTS
750.520E1G	CSC - 4th Degree - Incest	2 ATTEMPTS
750.520G1	CSC - Assault w/Intent to Commit Sexual Penetration	10 ATTEMPTS
750.520G2	CSC - 2nd Degree Assault	5 ATTEMPTS
750.520N	CSC - Tamper w/Electronic Monitoring Device	2 ATTEMPTS
750.529	Robbery - Armed	LIFE ATTEMPTS
750.529A	Carjacking	LIFE ATTEMPTS

DISPOSITIONS				
Total	Prison 25%	Probation 48%	Jail ¹ 18%	Other ² 9%
58,120 6,284	15,863 592	27,162 3,567	10,187 1,373	4,908 752
1	1			
16 1	9 1	6		1
6	3	3		
1	1			
1		1		
80 7	64 2	16 5		
73 14	69 3	2 8		2 3
265 88	178 30	8 27	18 8	61 23
60 8	56 3	4 5		
13 2	10	2 2	1	
24 2	24 1	1		
9	9			
87	14	50	19	4
175	45	75	37	18
138	40	68	11	19
21	2	15	3	1
2		2		
3	2	1		
17	6	8	3	
160 5	105 4	44 1	6	5
43 4	16	23 4	2	2
1	1			
897 26	882 10	10 13	5 2	
144 2	144			1
		2		

NOTE: Be sure to check for related offense codes when examining a particular type of crime. They may or may not be in sequential order or even on the same page. Offenders may have multiple dispositions.

A2

2010 Criminal Court Dispositions by Offense and Type of Disposition — All Offenses

Page 19 of 22

Compiled Laws	Offense	VIOLATIONS ATTEMPTS Max. Penalty
750.530	Robbery - Unarmed	15 ATTEMPTS
750.531	Bank Robbery/Safe Breaking	LIFE ATTEMPTS
750.531-A	Bank Robbery	LIFE ATTEMPTS
750.531-B	Safe Breaking	LIFE ATTEMPTS
750.532	Seduction	5 ATTEMPTS
750.535	Stolen Prop. - Receive & Conceal (Obsolete)	10 ATTEMPTS
750.535-A	Stolen Prop. - Receive & Conceal, >\$100 (Obsolete)	5 ATTEMPTS
750.5352A	Stolen Prop. - Receive & Conceal, \$20K or More	10 ATTEMPTS
750.5352B	Stolen Prop. - Receive & Conceal, \$1K - <\$20K - 3rd+ Offense	10 ATTEMPTS
750.5353A	Stolen Prop. - Receive & Conceal, \$1K - <\$20K	5 ATTEMPTS
750.5353B	Stolen Prop. - Receive & Conceal, \$200 - <\$1K - 2nd+ Offense	5 ATTEMPTS
750.5357	Stolen Prop. - Receive & Conceal, Motor Vehicle	5 ATTEMPTS
750.535A	Motor Vehicles - Operate Chop Shop	10 ATTEMPTS
750.535A2	Motor Vehicles - Operate Chop Shop	10 ATTEMPTS
750.535B	Weapons - Firearms, Receive & Conceal	10 ATTEMPTS
750.539D	Eavesdropping - Install/Use	2 ATTEMPTS
750.539J2A1	Surveil Unclothed Person	2 ATTEMPTS
750.539J2B	Capture/Distribute Image of Unclothed Person	5 ATTEMPTS
750.5405A	Interfere w/Electronic Communications	2 ATTEMPTS
750.5405B	Interfere w/Electronic Communications, Injury/Death	4 ATTEMPTS
750.543M	Terrorism - False Report or Threat	20 ATTEMPTS
750.543P	Terrorism - Use of Internet/ Telecomm. to Commit	20 ATTEMPTS
750.552B	Trespass - State Correctional Facility	4 ATTEMPTS
750.552c	Trespass Upon Key Facility	4 ATTEMPTS

DISPOSITIONS				
Total	Prison 25%	Probation 48%	Jail ¹ 18%	Other ² 9%
58,120 6,284	15,863 592	27,162 3,567	10,187 1,373	4,908 752
666 57	343 16	151 19	52 12	120 10
6	5	1		
77 1	69 1	7	1	
30 7	21 3	7 2	1 1	1 1
7	1	1	2	3
2			1	1
3			3	
39 8	11 1	20 5	6 2	2
2		2		
508 60	130 1	209 33	81 22	88 4
10 1	3	3	4 1	
827 129	184 7	324 60	187 16	132 46
3		1	2	
33 8	10 2	14 3	4 2	5 1
114 16	38	40 6	24 7	12 3
5		3	1	1
12	3	5	2	2
18	2	12	2	2
171	19	89	57	6
8 1	6	2 1		
5 2	4	1		
1	1		2	
1 1	1	1		
3		2	1	

NOTE: Be sure to check for related offense codes when examining a particular type of crime. They may or may not be in sequential order or even on the same page. Offenders may have multiple dispositions.

A2

2010 Criminal Court Dispositions by Offense and Type of Disposition – All Offenses

Page 20 of 22

Compiled Laws	Offense	VIOLATIONS ATTEMPTS Max. Penalty
750.72	Arson - Dwelling House/ Curtilage	20 ATTEMPTS
750.72-A	Arson - Dwelling House	20 ATTEMPTS
750.72-B	Arson - Dwelling House/ Curtilage	20 ATTEMPTS
750.73	Arson - Real Property	10 ATTEMPTS
750.741C1	Arson - Personal Property, \$1K - <\$20K	5 ATTEMPTS
750.741D1	Arson - Personal Property, \$20K or More	10 ATTEMPTS
750.75	Arson - Insured Property	10 ATTEMPTS
750.771C1	Arson - Preparation to Burn Property, \$1K - <\$20K	5 ATTEMPTS
750.771D1	Arson - Preparation to Burn Property, \$20K or More	10 ATTEMPTS
750.78	Arson - Woods/Prairies	4 ATTEMPTS
750.814	Domestic Violence - 3rd Offense	2 ATTEMPTS
750.81A3	Domestic Violence, Aggravated - 2nd Offense	2 ATTEMPTS
750.81C2	Assault/Battery of DHS Employee	2 ATTEMPTS
750.81D1	Police Officer - Assault/Resist/Obstruct	2 ATTEMPTS
750.81D2	Police Officer - Assault/Resist/Obstruct, Causing Injury	4 ATTEMPTS
750.81D3	Police Officer - Assault/Resist/Obstruct, Serious Impairment	15 ATTEMPTS
750.82	Felonious Assault	4 ATTEMPTS
750.822	Weapon-Free Schools - Assault w/ Dangerous Weapon	4 ATTEMPTS
750.83	Assault w/Intent to Murder	LIFE ATTEMPTS
750.84	Assault w/Intent to do Great Bodily Harm Less Than Murder	10 ATTEMPTS
750.85	Torture	LIFE ATTEMPTS
750.86	Assault w/Intent to Maim	10 ATTEMPTS
750.87	Assault w/Intent to Commit Felony	10 ATTEMPTS
750.88	Assault w/Intent to Rob While Unarmed	15 ATTEMPTS

DISPOSITIONS				
Total	Prison 25%	Probation 48%	Jail ¹ 18%	Other ² 9%
58,120 6,284	15,863 592	27,162 3,567	10,187 1,373	4,908 752
6 1	6 1			
49 11	40 2	5 6	3 1	1 2
3	3			
54 9	23 1	23 7	2 1	6
32 1	7	18 1	3	4
1		1		
14 1	3 1	10	1	
8 1	3	3 1	1	1
18 4	4	8 3	4	2 1
3		1	1	1
594	135	284	175	
43	12	21	10	
8		3	5	
2,495	489	1,050	729	227
182 5	44	87 4	30 1	21
6	1	3		2
1,629 294	422 15	828 200	229 70	150 9
6		3		3
162 1	160 1	2		
567 31	359 14	133 14	23 2	52 1
16	16			
7	6	1		
2 1		2 1		
61 6	26 2	17 4	6	12

NOTE: Be sure to check for related offense codes when examining a particular type of crime. They may or may not be in sequential order or even on the same page. Offenders may have multiple dispositions.

A2

2010 Criminal Court Dispositions by Offense and Type of Disposition — All Offenses

Page 21 of 22

			DISPOSITIONS				
Compiled Laws	Offense	VIOLATIONS ATTEMPTS Max. Penalty	Total	Prison 25%	Probation 48%	Jail ¹ 18%	Other ² 9%
			58,120	15,863	27,162	10,187	4,908
			6,284	592	3,567	1,373	752
750.89	Assault w/Intent to Rob While Armed	LIFE ATTEMPTS	147	114	29	1	3
			2	1			1
750.90BA	Assault - Pregnant Individual, Miscarriage/Stillbirth	15 ATTEMPTS	1	1			
750.90DA	Pregnant Indiv. - Oper. Under Infl., Miscarriage/Stillbirth	15 ATTEMPTS	2	2			
750.90E	Pregnant Indiv. - Negligent Operate MV, Miscarriage/Stillbirth	2 ATTEMPTS	2		2		
750.91	Homicide - Attempted Murder	LIFE ATTEMPTS	7	7			
752.10031	Health Care Fraud - False Claim	4 ATTEMPTS	29		11	18	
			2		2		
752.10032	Health Care Fraud - Medically Unnecessary	4 ATTEMPTS	2		1	1	
752.10033	Health Care Fraud - False Statement	4 ATTEMPTS	2		1	1	
752.10034	Health Care Fraud - Concealing Information	4 ATTEMPTS	1		1		
752.1005	Health Care Fraud - Conspiracy	10 ATTEMPTS	2			2	
752.10542	Copy Audio/Video for Gain - Felony	5 ATTEMPTS	35	4	25	4	2
			14		10	2	2
752.541	Riot	10 ATTEMPTS	2				2
752.542	Riot - Inciting	10 ATTEMPTS	2			1	1
752.796	Computers - Use to Violate Theft Statute	10 ATTEMPTS	1		1		
752.7971C1	Computers - Fraudulent Access, \$1K - <\$20K	5 ATTEMPTS	1	1			
752.7971D1	Computers - Fraudulent Access, \$20K or More	10 ATTEMPTS	3	3			
752.7972A	Computers - Unauthorized Access	5 ATTEMPTS	4		3		1
			1				1
752.7973B	Computers - Use to Commit Crime Max >1 Yrs - <2 Yrs	2 ATTEMPTS	3		2	1	
752.7973C	Computers - Use to Commit Crime Max 2 yrs - <4 yrs	4 ATTEMPTS	13	3	9		1
			2		1	1	
752.7973D	Computers - Use to Commit Crime Max 4 yrs - <10 yrs	7 ATTEMPTS	109	44	47	9	9
			2	2			
752.7973E	Computers - Use to Commit Crime Max 10 yrs - <20 yrs	10 ATTEMPTS	8	2	3	2	1
752.7973F	Computers - Use to Commit Crime Max 20 yrs or More	20 ATTEMPTS	21	17	4		
752.811A	Breaking & Entering - Coin Operated Device	3 ATTEMPTS	50	3	20	23	4
			9	2	2	5	
752.811B	Breaking & Entering - Possess Tool to Open Coin-Operated Device	3 ATTEMPTS	1		1		

NOTE: Be sure to check for related offense codes when examining a particular type of crime. They may or may not be in sequential order or even on the same page. Offenders may have multiple dispositions.

A2

2010 Criminal Court Dispositions by Offense and Type of Disposition — All Offenses

Page 22 of 22

Compiled Laws	Offense	VIOLATIONS ATTEMPTS Max. Penalty
752.861	Weapons - Firearms, Careless Use Cause Injury/Death	2 ATTEMPTS
767A.91A	Prosecutor's Investigative Subpoena Perjury	15 ATTEMPTS
767A.91B	Prosecutor's Investigative Subpoena - Perjury	LIFE ATTEMPTS
769.12	Habitual Offender - 4th Offense	LIFE ATTEMPTS
791.236	Sex Offender Reg - No Correct Adrs Before Leaving Prison	4 ATTEMPTS
800.2811	Prisons - Furnish Contraband to Prisoner in Prison	5 ATTEMPTS
800.2813	Prisons - Bring Contraband Into Prison	5 ATTEMPTS
800.2814	Prisons - Prisoner Possessing Contraband	5 ATTEMPTS
800.2833	Prisons - Bring Weapon into	5 ATTEMPTS
800.2834	Prisons - Prisoner Possessing Weapon	5 ATTEMPTS
800.283A	Prisons - Furnish Cellphone to Prisoner	5 ATTEMPTS
801.2621A	Jails - Bring Weapon Into	5 ATTEMPTS
801.2622	Jails - Prisoner Possess Weapon	5 ATTEMPTS
801.2631	Jails - Furnish Contraband to Prisoner	5 ATTEMPTS
801.2632	Jails - Prisoner Possessing Contraband	5 ATTEMPTS

DISPOSITIONS				
Total	Prison 25%	Probation 48%	Jail ¹ 18%	Other ² 9%
58,120	15,863	27,162	10,187	4,908
6,284	592	3,567	1,373	752
17	2	11	1	3
1		1		
1			1	
1	1			
1	1			
1		1		
11	2	7	2	
4		2		2
25	8	11	5	1
2		2		
27	23	3	1	
5	3	2		
2	1	1		
78	75		3	
11	11			
2	2			
2	1	1		
4	2	1		1
1	1			
20	4	11	3	2
3	1	1	1	
53	14	19	18	2
9		5	4	

NOTE: Be sure to check for related offense codes when examining a particular type of crime. They may or may not be in sequential order or even on the same page. Offenders may have multiple dispositions.

¹ Includes Fine, Restitution, and Costs

² Includes Delayed and Suspended Sentences and HYTA Probation

SOURCE: Basic Information Reports (BIR)

A2a 2010 Criminal Court Dispositions by Offense and Type of Disposition — Non-Assaultive Offenses

Page 1 of 12

Compiled Laws	Offense	VIOLATIONS ATTEMPTS Max. Penalty
21.154	Public Officer - Embezzle/Divert Tax/Public Moneys	5 ATTEMPTS
28.2931	State ID Card - False Application	5 ATTEMPTS
28.2951A-A	State ID Card - Alter/Forge/Use to Commit Felony	10 ATTEMPTS
28.2951B-A	State ID Card - Alter/Forge/Use to Commit Felony or Misdemeanor	5 ATTEMPTS
28.422	Weapons - Pistols, License Forgery	4 ATTEMPTS
28.425B3	Weapons - Pistols, False Info on CCW Permit	4 ATTEMPTS
28.729	Sex Offender - Fail to Register	4 ATTEMPTS
28.7291A	Sex Offender - Fail to Register	4 ATTEMPTS
28.7291B	Sex Offender - Fail to Register, 2nd Offense	7 ATTEMPTS
28.7291C	Sex Offender - Fail to Register, 3rd Offense	10 ATTEMPTS
28.7292C	Sex Offender - Fail to Report, 3rd Offense	4 ATTEMPTS
28.7342A	Student Safety Zone - Work/Loiter	MISD ATTEMPTS
28.7342B	Student Safety Zone - Work/Loiter - 2nd Offense	2 ATTEMPTS
28.7352B	Student Safety Zone - Residency Violation - 2nd Offense	2 ATTEMPTS
125.14471C1	Housing - MSHDA - False Pretenses, \$1K - <\$20K	5 ATTEMPTS
168.932F	Election Law - Possess Absentee Ballot	5 ATTEMPTS
205.271A	Taxes - Fail to File/False Return	5 ATTEMPTS
205.4282	Tobacco Products Tax Act Violation Felony	5 ATTEMPTS
257.233A6	Motor Vehicles - Odometer Tampering	5 ATTEMPTS
257.254	Motor Vehicle Code - Intent to Pass False Title	10 ATTEMPTS
257.257	License Documents/Plates - Forgery	5 ATTEMPTS
257.2573	License Documents/Plates - Forgery - 3rd+ Offense	15 ATTEMPTS
257.3107A	Driver's License - Forge w/ Intent to Commit Crime Max 10 Yrs+	10 ATTEMPTS
257.3107B	Driver's License - Forge w/ Intent to Commit Crime Max 6mos-<10 yrs	5 ATTEMPTS

DISPOSITIONS				
Total	Prison 22%	Probation 49%	Jail ¹ 18%	Other ² 11%
28,405 3,848	7,003 241	13,571 2,147	4,945 957	2,886 503
1	1			
11	3	6	2	
2		1	1	
2	1		1	
1		1		
1		1		
453 126	87 5	196 68	167 53	3
10 4	3	2 2	5 2	
49	15	16	18	
16	4	5	7	
36 4	5	13 1	18 3	
1	1			
2		1	1	
1		1		
2		2		
4		4		
4 1		4 1		
2		2		
2		2		
1		1		
40 6	7	21 5	10 1	2
65 22	9	32 18	21 4	3
1		1		
4		3	1	
7	3	1	3	

NOTE: Be sure to check for related offense codes when examining a particular type of crime. They may or may not be in sequential order or even on the same page. Offenders may have multiple dispositions.

A2a 2010 Criminal Court Dispositions by Offense and Type of Disposition — Non-Assaultive Offenses

Page 2 of 12

			DISPOSITIONS				
Compiled Laws	Offense	VIOLATIONS ATTEMPTS Max. Penalty	Total	Prison 22%	Probation 49%	Jail ¹ 18%	Other ² 11%
			28,405	7,003	13,571	4,945	2,886
			3,848	241	2,147	957	503
257.3109	Driver's License - Forged, Possession of 2 or More	5 ATTEMPTS	2	1	1		
257.3291	Insurance Certificates - Possess/ Sale of Stolen/Counterfeit	5 ATTEMPTS	20		17	1	2
257.6251	Operating Vehicle Intoxicated	15 ATTEMPTS	6		6		
257.6251C	Operating Vehicle Intoxicated - 3rd Offense	1 ATTEMPTS	3		2	1	
257.6256	Operating Vehicle Intoxicated, Impaired - 3rd Felony	5 ATTEMPTS	19	3	15	1	
257.6256D	Operating Vehicle Intoxicated, Contr. Sub. - 3rd Offense	5 ATTEMPTS	2	1	1		
257.6257A2	Operating Vehicle Intoxicated, w/ Occupant <16 - 2nd+ Offense	5 ATTEMPTS	3,509	671	2,558	280	
257.903	Motor Vehicle Code, False Certification	5 ATTEMPTS	9		7	2	
257.9032	Motor Vehicle Code, False Certification - 2nd Offense	5 ATTEMPTS	90	16	64	10	
324.20139	Hazardous Subs., Knowingly Release/ False Statement [Endanger]	5 ATTEMPTS	17	4	10	3	
324.31152A	Water Resources Protection Violation	7 ATTEMPTS	2		2		
324.89052	Litter - Infectious Waste	2 ATTEMPTS	1			1	
328.2321	Funeral Contracts - Conversion	2 ATTEMPTS	1		1		
333.16294	Health Profession - Unauthorized Practice Felony	5 ATTEMPTS	2	1	1		
338.823-A	Private Detectives - No License	4 ATTEMPTS	1		2	1	
339.6016B	Unlicensed Residential Builder - 2nd Offense	4 ATTEMPTS	1		1		
400.601-B	Fraud - Welfare, Over \$500	2 ATTEMPTS	1		1		
400.602-B	Fraud - Welfare, Failure to Inform, Over \$500	4 ATTEMPTS	47	3	34	8	2
400.6032	Medicaid Fraud - False Statement To Determine Benefit Rights	4 ATTEMPTS	10		8	2	
400.6071	Medicaid Fraud - False Claim	4 ATTEMPTS	160	2	145	13	
421.54BIIC	Unemployment Comp. Fraud, False Statement/Misrep. - No Loss	4 ATTEMPTS	29		22	7	
432.2181	Gambling Operations - Felony Violations	4 ATTEMPTS	1			1	
432.2182	Gambling Activities - Felony Violations	4 ATTEMPTS	4		4		
432.30	Lottery - Forge/Counterfeit Ticket	4 ATTEMPTS	1		1		
			1				1
			3		2	1	
			3		2	1	
			3		1	1	1
			1		1		

NOTE: Be sure to check for related offense codes when examining a particular type of crime. They may or may not be in sequential order or even on the same page. Offenders may have multiple dispositions.

A2a 2010 Criminal Court Dispositions by Offense and Type of Disposition — Non-Assaultive Offenses

Page 3 of 12

			DISPOSITIONS				
Compiled Laws	Offense	VIOLATIONS ATTEMPTS Max. Penalty	Total	Prison 22%	Probation 49%	Jail ¹ 18%	Other ² 11%
			28,405 3,848	7,003 241	13,571 2,147	4,945 957	2,886 503
440.95016	File False/Fraudulent Financial Statement	5 ATTEMPTS	1		1		
445.4083	Second Hand Dealer - Buy/Sell Stolen Utility Co. Scrap Metal	5 ATTEMPTS	4		3		1
445.4332	Buy/Sell Stolen Non Ferrous Metals - 1st Offense	5 ATTEMPTS	8 5	2	6 5		
445.65	Identity Theft	5 ATTEMPTS	359 24	64 1	211 15	69 8	15
445.67	Identity Theft - Obtain/Possess/Transfer ID w/Intent	5 ATTEMPTS	45 2	9 1	21 1	8	7
500.45111	Insurance - Fraudulent Acts	4 ATTEMPTS	35 5	6	24 4	3 1	2
500.45112	Insurance Fraud - Conspiracies	10 ATTEMPTS	1		1		
570.152	Contractor - Fraudulent Use of Building Contract Fund	3 ATTEMPTS	14	2	9	3	
722.6335B	Child Abuse - Intentional False Report Felony	VAR ATTEMPTS	2	1	1		
750.110-A	Breaking & Entering - Unoccupied Bldg. w/Intent	10 ATTEMPTS	1,700 324	586 58	646 159	239 65	229 42
750.110A3	Home Invasion - 2nd Degree	15 ATTEMPTS	2,061 187	895 29	604 84	160 41	402 33
750.110A4	Home Invasion - 3rd Degree	5 ATTEMPTS	514 48	106 4	265 32	101 11	42 1
750.111	Breaking & Entering - Entry w/o Breaking, w/Intent	5 ATTEMPTS	207 27	38 2	105 15	37 5	27 5
750.116	Burglar's Tools - Possess	10 ATTEMPTS	129 8	52 2	41 3	22 3	14
750.117	Public Officer - Bribery	4 ATTEMPTS	4 1		4 1		
750.1227A	Witness - Bribe/Intimidate/Interfere	4 ATTEMPTS	35 5	18	9 5	8	
750.1313B2	Check - Non-Sufficient Funds, \$100 - <\$500 - 3rd+ Offense	2 ATTEMPTS	4	3	1		
750.1313C	Check - Non-Sufficient Funds, \$500 or more	2 ATTEMPTS	99	4	70	20	5
750.131A	Check - No Account or Non-Sufficient Funds	2 ATTEMPTS	3			3	
750.131A1	Check - No Account	2 ATTEMPTS	258	31	139	77	11
750.131A2	Check - Non-Sufficient Funds, Three w/in 10 days	2 ATTEMPTS	92	16	53	22	1
750.147B	Ethnic Intimidation	2 ATTEMPTS	19	1	14	3	1
750.157A	Compounding Offenses	5 ATTEMPTS	14	7	4	2	1
750.157AB	Conspiracy - Gamble Illegally	5 ATTEMPTS	1		1		

NOTE: Be sure to check for related offense codes when examining a particular type of crime. They may or may not be in sequential order or even on the same page. Offenders may have multiple dispositions.

A2a 2010 Criminal Court Dispositions by Offense and Type of Disposition — Non-Assaultive Offenses

Page 4 of 12

Compiled Laws	Offense	VIOLATIONS ATTEMPTS Max. Penalty
750.157N1	Financial Transaction Device - Steal/Retain w/o Consent	4 ATTEMPTS
750.157N2	Financial Transaction Device - Possess Fraudulent One	4 ATTEMPTS
750.157P	Financial Transaction Device - Possess w/Intent to Use/Sell	4 ATTEMPTS
750.157Q	Financial Transaction Device - Illegal Sale/Use	4 ATTEMPTS
750.157R	Financial Transaction Device - Forge/Alter/Counterfeit	4 ATTEMPTS
750.157T	Financial Transaction Device - Sale of Goods or Services	4 ATTEMPTS
750.157V	Financial Transaction Device - False ID	4 ATTEMPTS
750.157W1C1	Financial Trans. Device - Fraud Withdraw/Transfer, \$1K - <\$20K	5 ATTEMPTS
750.159I1	Criminal Enterprise - Conduct	20 ATTEMPTS
750.159I3	Criminal Enterprise - Racketeering Proceeds	20 ATTEMPTS
750.159I4-A	Criminal Enterprise - Conspiracy	20 ATTEMPTS
750.160	Dead Bodies - Disinterment and Mutilation	10 ATTEMPTS
750.161	Desertion/Abandon/Non-Support	3 ATTEMPTS
750.165	Child Support - Fail to Pay	4 ATTEMPTS
750.174	Embezzle - Agent or Trustee	10 ATTEMPTS
750.1744A	Embezzle - Agent or Trustee, \$1K - <\$20K	5 ATTEMPTS
750.1744B	Embezzle - Agent or Trustee, \$200 - <\$1K - 2nd+ Offense	5 ATTEMPTS
750.1744C	Embezzle - \$200 - <\$1K from Non-Profit or Charity	5 ATTEMPTS
750.1745A	Embezzle - Agent or Trustee, \$20K - <\$50K	10 ATTEMPTS
750.1745C	Embezzle - \$1K - <\$20K from Non-Profit or Charity	10 ATTEMPTS
750.1746	Embezzle - \$50K - <\$100K	15 ATTEMPTS
750.1747	Embezzlement - \$100K or More	15 ATTEMPTS
750.174A4A	Embezzlement - From Vulnerable Adult, \$1K - <\$20K	5 ATTEMPTS
750.174A5A	Embezzlement - From Vulnerable Adult, \$20K or More	10 ATTEMPTS

DISPOSITIONS				
Total	Prison 22%	Probation 49%	Jail ¹ 18%	Other ² 11%
28,405	7,003	13,571	4,945	2,886
3,848	241	2,147	957	503
941	138	455	227	121
89	3	49	33	4
43		27	9	7
3		1	2	
109	12	50	30	17
18		14	2	2
291	43	141	66	41
40	1	30	8	1
3		3		
2		1	1	
2			2	
1		1		
17	2	13	2	
3		2	1	
5	1	1	1	2
4		4		
46	36	9	1	
4	1		3	
1	1			
1	1			
4	4			
12		12		
1			1	
1,240	86	1,009	145	
171	5	129	36	1
1			1	
294	11	213	35	35
67	1	52	10	4
4	2	2		
1		1		
57	10	42	3	2
4		4		
8		8		
3		3		
32	11	21		
20	17	3		
1		1		
29	8	19	2	
12	1	10	1	
7	1	6		
1	1			

NOTE: Be sure to check for related offense codes when examining a particular type of crime. They may or may not be in sequential order or even on the same page. Offenders may have multiple dispositions.

A2a 2010 Criminal Court Dispositions by Offense and Type of Disposition — Non-Assaultive Offenses

Page 5 of 12

Compiled Laws	Offense	VIOLATIONS ATTEMPTS Max. Penalty
750.175	Embezzle - Public Official, Over \$50	10 ATTEMPTS
750.180	Embezzle - Financial Institutions	20 ATTEMPTS
750.182A	Schools - Falsifying Records High Court Misd.	2 ATTEMPTS
750.183-A	Escape - Aiding Prisoner - Felony	7 ATTEMPTS
750.186A	Escape - Juvenile Facility	4 ATTEMPTS
750.193	Escape - Prison	5 ATTEMPTS
750.1951	Escape - From Misdemeanor Jail Sentence	2 ATTEMPTS
750.1952	Escape - From Felony Jail Sentence	4 ATTEMPTS
750.1971	Escape - Awaiting Trial for Misdemeanor	2 ATTEMPTS
750.1972	Escape - Awaiting Trial for Felony	4 ATTEMPTS
750.1993	Harboring Felons	4 ATTEMPTS
750.199A	Bond - Abscond or Forfeit	4 ATTEMPTS
750.2153	Impersonate Peace Officer to Commit Crime	4 ATTEMPTS
750.217F	Impersonate Firefighter/ Emergency Medical Personnel	2 ATTEMPTS
750.218	False Pretenses w/Intent to Defraud	10 ATTEMPTS
750.218-B	False Pretenses - Over \$100	10 ATTEMPTS
750.2184A	False Pretenses - \$1K - <\$20K	5 ATTEMPTS
750.2184B	False Pretenses - \$200 - <\$1K - 2nd+ Offense	5 ATTEMPTS
750.2185A	False Pretenses - \$20K or More	10 ATTEMPTS
750.219E	Financial Institution - Unauthorized Credit Application	4 ATTEMPTS
750.2241-A	Weapons - Dangerous Weapon, Misc.	5 ATTEMPTS
750.2241-B	Weapons - Dangerous Weapon, Gas Ejecting Device	5 ATTEMPTS
750.224A	Weapons - Taser, Possession or Sale Taser	4 ATTEMPTS
750.224B	Weapons - Firearms, Short-Barrel Shotgun/Rifle	5 ATTEMPTS

DISPOSITIONS				
Total	Prison 22%	Probation 49%	Jail ¹ 18%	Other ² 11%
28,405 3,848	7,003 241	13,571 2,147	4,945 957	2,886 503
12		12		
7 1		7 1		
1		1		
1		1		
1 8		1 2		
1	5		1	
7	6		1	
9	2	3	3	1
17 3	10 1	2 1	5 1	
2		1		1
18 1	13	1	3 1	1
12 6		8 3	3 2	1 1
82 15	30 1	25 3	27 11	
14	4	9		1
2		2		
1				1
1 1			1 1	
179 41	38 2	116 21	18 12	7 6
3	1	2		
55 8	14 1	36 6	5 1	
10	2	7	1	
57 13	9	18 4	19 3	11 6
2	1		1	
34 12	4	17 7	11 5	2
74 7	22	34 3	7 2	11 2

NOTE: Be sure to check for related offense codes when examining a particular type of crime. They may or may not be in sequential order or even on the same page. Offenders may have multiple dispositions.

A2a 2010 Criminal Court Dispositions by Offense and Type of Disposition — Non-Assaultive Offenses

Page 6 of 12

Compiled Laws	Offense	VIOLATIONS ATTEMPTS Max. Penalty
750.224F	Weapons - Firearms, Possession by Felon	5 ATTEMPTS
750.226	Weapons - Dangerous Weapon, Carry w/Unlawful Intent	5 ATTEMPTS
750.227	Weapons - Carry Concealed	5 ATTEMPTS
750.227B	Weapons - Felony Firearm	10 ATTEMPTS
750.227B-A	Weapons - Felony Firearm	2 ATTEMPTS
750.227B-B	Weapons - Felony Firearm - 2nd Offense	5 ATTEMPTS
750.227C	Weapons - Firearms, Possess Loaded in Vehicle	2 ATTEMPTS
750.227F	Body Armor - Wear During Violent Crime	4 ATTEMPTS
750.227G9A	Weapons - Body Armor - Possess/Use by Violent Felon	4 ATTEMPTS
750.230	Weapons - Firearms, Alter ID Marks	2 ATTEMPTS
750.248	Forgery	14 ATTEMPTS
750.248A	Financial Transaction Device - Utter & Publish	4 ATTEMPTS
750.249	Utter & Publish	14 ATTEMPTS
750.249A	Financial Transaction Device - Forgery	4 ATTEMPTS
750.250	Forge State Warrant	7 ATTEMPTS
750.251	Forge Bank Bills/Promissory Notes	7 ATTEMPTS
750.252	Utter & Publish - Possess Counterfeit Note w/Intent	7 ATTEMPTS
750.253	Utter & Publish - Counterfeit Bills/Notes	5 ATTEMPTS
750.254	Utter & Publish - Possess Counterfeit Bank/State/Bills	5 ATTEMPTS
750.255	Counterfeiting - Possess Tools	10 ATTEMPTS
750.260	Counterfeiting - Coins/Possess 5 or more	LIFE ATTEMPTS
750.261	Counterfeiting - Coins/Possess Less than 5	10 ATTEMPTS
750.273	Fraud - Obtain Signature to Financial Document	10 ATTEMPTS
750.280	Fraud - Common Law	10 ATTEMPTS

DISPOSITIONS				
Total	Prison 22%	Probation 49%	Jail ¹ 18%	Other ² 11%
28,405	7,003	13,571	4,945	2,886
3,848	241	2,147	957	503
893	495	267	131	
22	1	10	11	
103	39	39	12	13
7	1	3	2	1
1,243	263	511	226	243
696	8	383	96	209
2				2
511	443	24	3	41
31	31			
60	6	36	8	10
1	1			
3	1		2	
6	1	2	1	2
203	39	100	40	24
13	1	6	6	
5		5		
4		4		
1,710	317	842	366	185
359	23	202	108	26
1		1		
2		2		
1		1		
2	1	1		
3		2	1	
63	9	34	13	7
11		7	2	2
12	3	5	3	1
2			2	
2		1		1
5		4		1
10		6	1	3
4		2	1	1
3		3		
5		2	3	
2		2		

NOTE: Be sure to check for related offense codes when examining a particular type of crime. They may or may not be in sequential order or even on the same page. Offenders may have multiple dispositions.

A2a 2010 Criminal Court Dispositions by Offense and Type of Disposition — Non-Assaultive Offenses

Page 7 of 12

Compiled Laws	Offense	VIOLATIONS ATTEMPTS Max. Penalty
750.282B	Public Utility - Fraudulent Use, Over \$500	4 ATTEMPTS
750.285	Obtain Personal Identity Info w/o Permission	5 ATTEMPTS
750.300A	Food Stamps - Fraud	10 ATTEMPTS
750.300A1B	Food Stamps - Fraud, Greater than \$250-<\$1K	5 ATTEMPTS
750.300A1C	Food Stamps - Fraud Over \$1K	10 ATTEMPTS
750.303-A	Gambling House - Maintain for Gain	2 ATTEMPTS
750.303-B	Gambling House - Permit for Gain	2 ATTEMPTS
750.356	Larceny	10 ATTEMPTS
750.356-A	Larceny - Over \$100 (obsolete)	5 ATTEMPTS
750.3562A	Larceny - \$20K or More	10 ATTEMPTS
750.3562B	Larceny - \$1K - <\$20K - 3rd+ Offense	10 ATTEMPTS
750.3563A	Larceny - \$1K - <\$20K	5 ATTEMPTS
750.3563B	Larceny - \$200 - <\$1K - 2nd+ Offense	5 ATTEMPTS
750.356A	Larceny - From Motor Vehicle	10 ATTEMPTS
750.356A-A	Larceny - From Motor Vehicle	5 ATTEMPTS
750.356A1	Larceny - From Motor Vehicle	5 ATTEMPTS
750.356A2C1	Breaking & Entering - Vehicle/Semi- Trailer/House Trailer, \$1K - <\$20K	5 ATTEMPTS
750.356A2C2	Breaking & Entering - Vehicle/Semi- Trailer/House Trailer, \$200-<\$1K - 2nd+ Offense	5 ATTEMPTS
750.356A2D1	Breaking & Entering - Vehicle/Semi- Trailer/House Trailer, \$20K or More	10 ATTEMPTS
750.356A3	Breaking & Entering - Vehicle Semi- Trailer/House Trailer, w/ Damage	5 ATTEMPTS
750.356AB	Larceny From Motor Vehicle, Over \$5	5 ATTEMPTS
750.356B	Breaking & Entering - Coin Telephone	4 ATTEMPTS
750.356C	Retail Fraud - 1st Degree	5 ATTEMPTS
750.357	Larceny from Person	10 ATTEMPTS

DISPOSITIONS				
Total	Prison 22%	Probation 49%	Jail ¹ 18%	Other ² 11%
28,405 3,848	7,003 241	13,571 2,147	4,945 957	2,886 503
14 1		13	1 1	
4		2	2	
2		2		
1	1			
5		4		1
4		3	1	
5		3	2	
2		1	1	
1			1	
21 4	6	11 4	4	
1	1			
307 39	61 2	137 24	71 9	38 4
12 1		6	6	
18 2	5	3 1	3 1	7
1		1		
850 84	95 8	325 42	183 25	247 9
40 4	9	16 4	10	5
2	1	1		
1		1		
278 35	67 1	120 19	51 10	40 5
1			1	
4 1			4	
1,026 51	323 2	408 30	258 19	37
395 50	149 3	140 24	66 14	40 9

NOTE: Be sure to check for related offense codes when examining a particular type of crime. They may or may not be in sequential order or even on the same page. Offenders may have multiple dispositions.

A2a 2010 Criminal Court Dispositions by Offense and Type of Disposition — Non-Assaultive Offenses

Page 8 of 12

Compiled Laws	Offense	VIOLATIONS ATTEMPTS Max. Penalty
750.357A	Larceny of Livestock	4 ATTEMPTS
750.357B	Weapons - Firearms - Larceny	5 ATTEMPTS
750.360	Larceny in Building	4 ATTEMPTS
750.362	Larceny By Conversion	10 ATTEMPTS
750.362-A	Larceny By Conversion Over \$100 (obsolete)	5 ATTEMPTS
750.3622A	Larceny by Conversion, \$20K or More	10 ATTEMPTS
750.3622B	Larceny By Conversion, \$1K - <\$20K - 3rd+ Offense	10 ATTEMPTS
750.3623A	Larceny By Conversion, \$1K - <\$20K	5 ATTEMPTS
750.3623B	Larceny By Conversion, \$200 - <\$1K - 2nd+ Offense	5 ATTEMPTS
750.362A2A	Fail to Return Rented Property, \$20K or More	10 ATTEMPTS
750.362A3A	Fail to Return Rented Property, \$1K - <\$20K	5 ATTEMPTS
750.3632A	Larceny by False Personation, \$20K or More	10 ATTEMPTS
750.3633A	Larceny by False Personation, \$1K - <\$20K	5 ATTEMPTS
750.3673A	Larceny - Trees & Shrubs, \$1K - <\$20K	5 ATTEMPTS
750.377A	Malicious Destruction Pers. Prop.	10 ATTEMPTS
750.377A1A1	Malicious Destruction Pers. Prop., \$20K Or More	10 ATTEMPTS
750.377A1B1	Malicious Destruction Pers. Prop., \$1K - <\$20K	5 ATTEMPTS
750.377A1B2	Malicious Destruction Pers. Prop., \$200 - <\$1K - 2nd+ Offense	5 ATTEMPTS
750.379	Malicious Destruction of Prop., Bridges/Railroads/Locks	4 ATTEMPTS
750.3802A	Malicious Destruction of Bldg., \$20K or More	10 ATTEMPTS
750.3803A	Malicious Destruction of Bldg., \$1K - <\$20K	5 ATTEMPTS
750.380A	Malicious Destruction of Bldg., Over \$100 (Obsolete)	4 ATTEMPTS
750.3821C1	Mal. Destr. Trees/Shrubs/etc. \$1K - <\$20K	5 ATTEMPTS
750.383A	Malicious Destruction of Prop., Utility Prop.	4 ATTEMPTS

DISPOSITIONS				
Total	Prison 22%	Probation 49%	Jail ¹ 18%	Other ² 11%
28,405 3,848	7,003 241	13,571 2,147	4,945 957	2,886 503
2		2		
115 6	45	33 3	16 2	21 1
2,006 455	321 14	888 258	495 146	302 37
2		2		
1		1		
11 1	7	4 1		
1	1			
88 14	20 2	56 7	10 3	2 2
1		1		
5 2		4 2	1	
25 3	1	17 1	6 2	1
1		1		
4	1	3		
1	1			
1			1	
6		4		2
245 38	24	95 26	48 7	78 5
3	2		1	
2				2
2	1	1		
111 10	18	45 5	14 5	34
1		1	1	
5		1		4
54 16	4	43 11	6 2	1 3

NOTE: Be sure to check for related offense codes when examining a particular type of crime. They may or may not be in sequential order or even on the same page. Offenders may have multiple dispositions.

A2a 2010 Criminal Court Dispositions by Offense and Type of Disposition — Non-Assaultive Offenses

Page 9 of 12

Compiled Laws	Offense	VIOLATIONS ATTEMPTS Max. Penalty
750.3875A	Malicious Destruction of Tombs/ Memorials, \$1K - <\$20K	5 ATTEMPTS
750.411A1B	False Report of Felony	4 ATTEMPTS
750.411A3A	False Report/Threat of Bomb/ Harmful Device	4 ATTEMPTS
750.411N	Money Laundering - 2nd Degree	10 ATTEMPTS
750.411U	Gang Membership - Assoc/Member Commit/Attempt Felony	20 ATTEMPTS
750.411V1	Gang Recruitment	5 ATTEMPTS
750.413	Motor Vehicle - Unlawful Drive Away	5 ATTEMPTS
750.414	Motor Vehicle - Unlawful Use	2 ATTEMPTS
750.4152	Motor Vehicle - Conceal/Misrep. Identity to Mislead	4 ATTEMPTS
750.4155	Motor Vehicle - Possess/Deliver - ID Plates or Labels	4 ATTEMPTS
750.4156	Motor Vehicle - Buy/Receive Part w/ ID Removed/Altered	10 ATTEMPTS
750.422-A	Perjury - Court Proceeding, Capital Crime	LIFE ATTEMPTS
750.422-B	Perjury - Court Proceeding	15 ATTEMPTS
750.423	Perjury - Other Than Court Proceeding	15 ATTEMPTS
750.424-B	Perjury - Subornation, Court Proceeding	15 ATTEMPTS
750.425-B	Perjury - Incite/Procure, Court Proceeding	5 ATTEMPTS
750.4363A	Poisoning - Malicious False Statement	4 ATTEMPTS
750.439	Polygamy	4 ATTEMPTS
750.451-B	Prostitution - 3rd Offense	2 ATTEMPTS
750.451-D	Prostitution - 3rd+ Offense	2 ATTEMPTS
750.452	Prostitution - Keeping House of	5 ATTEMPTS
750.457	Prostitution - Accept Earnings	20 ATTEMPTS
750.478A2	Public Officer - Attempt to Obstruct Official Duties	2 ATTEMPTS
750.483A6A	Tamper w/ Evidence	4 ATTEMPTS

DISPOSITIONS				
Total	Prison 22%	Probation 49%	Jail ¹ 18%	Other ² 11%
28,405 3,848	7,003 241	13,571 2,147	4,945 957	2,886 503
1				1
202 60	21 3	120 36	32 21	29
14 1	3	5	4 1	2
2	1	1		
3	3			
1	1			
725 114	230 17	251 43	148 37	96 17
363	31	145	163	24
22	1	8	10	3
4	2		2	
2 1	1	1	1	
1		1		
5 2	1	4 2		
1	1			
1 1		1		
4	1	1	2	
1		1		
1			1	
1		1		
50	7	9	34	
1 1		1	1	
4 1		4	1	
1		1		
12 2	3	4 2	4	1

NOTE: Be sure to check for related offense codes when examining a particular type of crime. They may or may not be in sequential order or even on the same page. Offenders may have multiple dispositions.

A2a

2010 Criminal Court Dispositions by Offense and Type of Disposition — Non-Assaultive Offenses

Page 10 of 12

Compiled Laws	Offense	VIOLATIONS ATTEMPTS Max. Penalty
750.483A6B	Tamper w/ Evidence - Criminal Case Max >10 yr Term	10 ATTEMPTS
750.49-A	Animals - Fighting	4 ATTEMPTS
750.49-B	Animals - Attend Fight	4 ATTEMPTS
750.49-C	Animals - Fighting, Possess Equipment	4 ATTEMPTS
750.490	Public Money - Safe Keeping	2 ATTEMPTS
750.491	Public Records - Remove/ Mutilate/Destruct	2 ATTEMPTS
750.502D	Anhydrous Ammonia Container, Unauthorized Tampering	4 ATTEMPTS
750.504C	Animals - Abandon/Cruelty to 4 - 9 Animals	2 ATTEMPTS
750.504D	Animals - Abandon/Cruelty to 10 or More Animals	4 ATTEMPTS
750.505	Common Law Offenses	5 ATTEMPTS
750.505-A	Obstruction of Justice	5 ATTEMPTS
750.505-B	Accessory After the Fact to Felony	5 ATTEMPTS
750.505-C	Common Law Offenses	5 ATTEMPTS
750.5082B	Police Radio Receivers/Scanners, Use in Commission of Felony	2 ATTEMPTS
750.50B	Animals - Kill/Torture	4 ATTEMPTS
750.535	Stolen Prop. - Receive & Conceal (Obsolete)	10 ATTEMPTS
750.535-A	Stolen Prop. - Receive & Conceal, >\$100 (Obsolete)	5 ATTEMPTS
750.5352A	Stolen Prop. - Receive & Conceal, \$20K or More	10 ATTEMPTS
750.5352B	Stolen Prop. - Receive & Conceal, \$1K - <\$20K - 3rd+ Offense	10 ATTEMPTS
750.5353A	Stolen Prop. - Receive & Conceal, \$1K - <\$20K	5 ATTEMPTS
750.5353B	Stolen Prop. - Receive & Conceal, \$200 - <\$1K - 2nd+ Offense	5 ATTEMPTS
750.5357	Stolen Prop. - Receive & Conceal, Motor Vehicle	5 ATTEMPTS
750.535A	Motor Vehicles - Operate Chop Shop	10 ATTEMPTS
750.535A2	Motor Vehicles - Operate Chop Shop	10 ATTEMPTS

DISPOSITIONS				
Total	Prison 22%	Probation 49%	Jail ¹ 18%	Other ² 11%
28,405 3,848	7,003 241	13,571 2,147	4,945 957	2,886 503
8 2	6	2 2		
12 1	1	7	4 1	
1 1		1		
3	1	2		
1	1			
1 1			1	
5				
4 3		4 3	1	
4		4		
21 4	9	7 1	4 1	1 2
98 9	17	42 6	12 2	27 1
4		4		
1		1		
29 9	9	13 8	4 1	3
2			1	1
3			3	
39 8	11 1	20 5	6 2	2
2		2		
508 60	130 1	209 33	81 22	88 4
10 1	3	3	4 1	
827 129	184 7	324 60	187 16	132 46
3		1	2	
33 8	10 2	14 3	4 2	5 1

NOTE: Be sure to check for related offense codes when examining a particular type of crime. They may or may not be in sequential order or even on the same page. Offenders may have multiple dispositions.

A2a 2010 Criminal Court Dispositions by Offense and Type of Disposition — Non-Assaultive Offenses

Page 11 of 12

			DISPOSITIONS				
Compiled Laws	Offense	VIOLATIONS ATTEMPTS Max. Penalty	Total	Prison 22%	Probation 49%	Jail ¹ 18%	Other ² 11%
			28,405 3,848	7,003 241	13,571 2,147	4,945 957	2,886 503
750.535B	Weapons - Firearms, Receive & Conceal	10 ATTEMPTS	114 16	38	40 6	24 7	12 3
750.539D	Eavesdropping - Install/Use	2 ATTEMPTS	5		3	1	1
750.5405A	Interfere w/Electronic Communications	2 ATTEMPTS	171	19	89	57	6
750.543M	Terrorism - False Report or Threat	20 ATTEMPTS	5 2	4	1	2	
750.552B	Trespass - State Correctional Facility	4 ATTEMPTS	1 1	1	1		
750.552c	Trespass Upon Key Facility	4 ATTEMPTS	3		2	1	
752.10031	Health Care Fraud - False Claim	4 ATTEMPTS	29 2		11 2	18	
752.10032	Health Care Fraud - Medically Unnecessary	4 ATTEMPTS	2		1	1	
752.10033	Health Care Fraud - False Statement	4 ATTEMPTS	2		1	1	
752.10034	Health Care Fraud - Concealing Information	4 ATTEMPTS	1		1		
752.1005	Health Care Fraud - Conspiracy	10 ATTEMPTS	2			2	
752.10542	Copy Audio/Video for Gain - Felony	5 ATTEMPTS	35 14	4	25 10	4 2	2 2
752.796	Computers - Use to Violate Theft Statute	10 ATTEMPTS	1		1		
752.7971C1	Computers - Fraudulent Access, \$1K - <\$20K	5 ATTEMPTS	1	1			
752.7971D1	Computers - Fraudulent Access, \$20K or More	10 ATTEMPTS	3	3			
752.7972A	Computers - Unauthorized Access	5 ATTEMPTS	4 1		3		1 1
752.7973B	Computers - Use to Commit Crime Max >1 Yrs - <2 Yrs	2 ATTEMPTS	3		2	1	
752.7973C	Computers - Use to Commit Crime Max 2 yrs - <4 yrs	4 ATTEMPTS	13 2	3	9 1	1	1
752.7973D	Computers - Use to Commit Crime Max 4 yrs - <10 yrs	7 ATTEMPTS	109 2	44 2	47	9	9
752.7973E	Computers - Use to Commit Crime Max 10 yrs - <20 yrs	10 ATTEMPTS	8	2	3	2	1
752.7973F	Computers - Use to Commit Crime Max 20 yrs or More	20 ATTEMPTS	21	17	4		
752.811A	Breaking & Entering - Coin Operated Device	3 ATTEMPTS	50 9	3 2	20 2	23 5	4
752.811B	Breaking & Entering - Possess Tool to Open Coin-Operated Device	3 ATTEMPTS	1		1		
767A.91A	Prosecutor's Investigative Subpoena Perjury	15 ATTEMPTS	1 1		1	1	

NOTE: Be sure to check for related offense codes when examining a particular type of crime. They may or may not be in sequential order or even on the same page. Offenders may have multiple dispositions.

A2a 2010 Criminal Court Dispositions by Offense and Type of Disposition — Non-Assaultive Offenses

Page 12 of 12

Compiled Laws	Offense	VIOLATIONS ATTEMPTS Max. Penalty
767A.91B	Prosecutor's Investigative Subpoena - Perjury	LIFE ATTEMPTS
769.12	Habitual Offender - 4th Offense	LIFE ATTEMPTS
791.236	Sex Offender Reg - No Correct Adrs Before Leaving Prison	4 ATTEMPTS
800.2811	Prisons - Furnish Contraband to Prisoner in Prison	5 ATTEMPTS
800.2813	Prisons - Bring Contraband Into Prison	5 ATTEMPTS
800.2814	Prisons - Prisoner Possessing Contraband	5 ATTEMPTS
800.2833	Prisons - Bring Weapon into	5 ATTEMPTS
800.2834	Prisons - Prisoner Possessing Weapon	5 ATTEMPTS
800.283A	Prisons - Furnish Cellphone to Prisoner	5 ATTEMPTS
801.2621A	Jails - Bring Weapon Into	5 ATTEMPTS
801.2622	Jails - Prisoner Possess Weapon	5 ATTEMPTS
801.2631	Jails - Furnish Contraband to Prisoner	5 ATTEMPTS
801.2632	Jails - Prisoner Possessing Contraband	5 ATTEMPTS

DISPOSITIONS				
Total	Prison 22%	Probation 49%	Jail ¹ 18%	Other ² 11%
28,405	7,003	13,571	4,945	2,886
3,848	241	2,147	957	503
1	1			
1	1			
1		1		
11	2	7	2	
4		2		2
25	8	11	5	1
2		2		
27	23	3	1	
5	3	2		
2	1	1		
78	75		3	
11	11			
2	2			
2	1	1		
4	2	1		1
1	1			
20	4	11	3	2
3	1	1	1	
53	14	19	18	2
9		5	4	

NOTE: Be sure to check for related offense codes when examining a particular type of crime. They may or may not be in sequential order or even on the same page. Offenders may have multiple dispositions.

¹ Includes Fine, Restitution, and Costs

² Includes Delayed and Suspended Sentences and HYTA Probation

SOURCE: Basic Information Reports (BIR)

A2b

2010 Criminal Court Dispositions by Offense and Type of Disposition — Drug Offenses

Page 1 of 3

Compiled Laws	Offense	VIOLATIONS ATTEMPTS Max. Penalty
333.17766C1	Contr. Sub. - Ephedrine/Pseudoephedrine Posses >12 grams	2 ATTEMPTS
333.26424	Contr. Sub. - Illegal Sale of Medical Marihuana	2 ATTEMPTS
333.73413	Contr. Sub. - Imitation Mfg/ Distribution	2 ATTEMPTS
333.74012A1	Contr. Sub. - Del/Mfg 1,000+ Grams (Narc. or Cocaine)	LIFE ATTEMPTS
333.74012A2	Contr. Sub. - Del/Mfg 450 - 999 Grams (Narc. or Cocaine)	30 ATTEMPTS
333.74012A3	Contr. Sub. - Del/Mfg 50 - 449 Grams (Narc. or Cocaine)	20 ATTEMPTS
333.74012A4	Contr. Sub. - Del/Mfg Under 50 Grams (Narc. or Cocaine)	20 ATTEMPTS
333.74012B	Contr. Sub. - Del/Mfg (Sched. 1-3), Meth/Ecstasy	20 ATTEMPTS
333.74012B-A	Contr. Sub. - Del/Mfg (Sched. 1-3), Except Marijuana	7 ATTEMPTS
333.74012B-B	Contr. Sub. - Del/Mfg (Subs added Sched. 1-3 by Rule)	7 ATTEMPTS
333.74012B1	Contr. Sub. - Del/Mfg Meth/Ecstasy	20 ATTEMPTS
333.74012C	Contr. Sub. - Del/Mfg (Sched. 4, or Added by Rule)	4 ATTEMPTS
333.74012C-A	Contr. Sub. - Del/Mfg (Sched. 4)	4 ATTEMPTS
333.74012C-B	Contr. Sub. - Del/Mfg (Added to Sched. 4 by Board Rule)	4 ATTEMPTS
333.74012D	Contr. Sub. - Del/Mfg (Sched. 5)	2 ATTEMPTS
333.74012D1	Contr. Sub. - Del/Mfg 45 or More Kilograms Marijuana	15 ATTEMPTS
333.74012D2	Contr. Sub. - Del/Mfg 5 to <45 Kilograms Marijuana	7 ATTEMPTS
333.74012D3	Contr. Sub. - Del/Mfg Marijuana	4 ATTEMPTS
333.74012F	Prescription Forms - Del/Mfg/ Intent	7 ATTEMPTS
333.7401C2A	Contr. Sub. - Operate/Maintain Lab	10 ATTEMPTS
333.7401C2B	Contr. Sub. - Operate/Maintain Lab Near Minor	20 ATTEMPTS
333.7401C2C	Contr. Sub. - Operate/Maintain Lab Involving Hazardous Waste	20 ATTEMPTS
333.7401C2D	Contr. Sub. - Operate/Maintain Lab Near Specified Places	20 ATTEMPTS
333.7401C2E	Contr. Sub. - Operate/Maintain Lab Involving Firearm	25 ATTEMPTS

DISPOSITIONS				
Total	Prison 13%	Probation 58%	Jail ¹ 22%	Other ² 7%
15,281	2,106	8,830	3,322	1,023
1,383	103	860	254	166
8		4	4	
1		1		
89	9	38	33	9
13	12		1	
8	8			
109	94	13	2	
8	5	3		
2,372	601	1,260	474	37
426	57	223	81	65
4	1	3		
1		1		
442	55	278	59	50
18	1	14	2	1
8	2	5	1	
150	85	46	9	10
24	9	11	3	1
1		1		
106	12	56	23	15
7		5	1	1
8		6	2	
1		1		
11	1	5	5	
158	10	109	33	6
9	2	5	2	
16	14	2		
2	1	1		
3,193	269	1,760	584	580
440	10	287	71	72
13		12		1
4		3	1	
42	18	17	6	1
1		1		
12	11	1		
1	1			
23	23			
21	16	4	1	
5	5			

NOTE: Be sure to check for related offense codes when examining a particular type of crime. They may or may not be in sequential order or even on the same page. Offenders may have multiple dispositions.

A2b

2010 Criminal Court Dispositions by Offense and Type of Disposition — Drug Offenses

Page 2 of 3

Compiled Laws	Offense	VIOLATIONS ATTEMPTS Max. Penalty
333.7401C2F	Contr. Sub. - Operate/Maintain Lab Involving Meth	20 ATTEMPTS
333.74022A	Contr. Sub. - Create/Del./Intent Counterfeit (Narcotic)	10 ATTEMPTS
333.74022B	Contr. Sub. - Create/Del./Intent Counterfeit (Sched. 1-3)	5 ATTEMPTS
333.74022E	Contr. Sub. - Create/Deliver Analogue	15 ATTEMPTS
333.7403	Contr. Sub. - Possess Marijuana	LIFE ATTEMPTS
333.74032A	Contr. Sub. - Possess	LIFE ATTEMPTS
333.74032A1	Contr. Sub. - Possess 1,000+ Grams (Narcotic)	LIFE ATTEMPTS
333.74032A2	Contr. Sub. - Possess 450 - 999 Grams (Narcotic)	30 ATTEMPTS
333.74032A3	Contr. Sub. - Possess 50 - 449 Grams (Narcotic)	20 ATTEMPTS
333.74032A4	Contr. Sub. - Possess 25 - 49 Grams (Narcotic)	4 ATTEMPTS
333.74032A5	Contr. Sub. - Possess <25 Grams (Narcotic)	4 ATTEMPTS
333.74032B	Contr. Sub. - Possess Analogues/Sched. 1-4	2 ATTEMPTS
333.74032B-A	Contr. Sub. - Possess Analogues/Sched. 1-4	2 ATTEMPTS
333.74032B-B	Contr. Sub. - Possess Analogues/Sched. 1-4	2 ATTEMPTS
333.74032B1	Contr. Sub. - Possess Methamphetamine	10 ATTEMPTS
333.7405A	Contr. Sub. - Licensee, Prescription Violations	2 ATTEMPTS
333.7405D	Contr. Sub. - Maintain Drug House	2 ATTEMPTS
333.7405E	Contr. Sub. - Maintain Drug House	2 ATTEMPTS
333.74071A	Contr. Sub. - Licensee Distribute w/o Order Form	4 ATTEMPTS
333.74071C	Contr. Sub. - Obtain by Fraud	4 ATTEMPTS
333.74071F	Contr. Sub. - Disclosing Prescription Information	4 ATTEMPTS
333.74071G	Contr. Sub. - Counterfeit Prescription Form	4 ATTEMPTS
333.74101-B	Contr. Sub. - Deliver to Minor (Sched. 1-3, Except Marij./Coc.)	14 ATTEMPTS
333.74101-D	Contr. Sub. - Delivery to Minor, Sched. 4 and Marijuana	8 ATTEMPTS

DISPOSITIONS				
Total	Prison 13%	Probation 58%	Jail ¹ 22%	Other ² 7%
15,281	2,106	8,830	3,322	1,023
1,383	103	860	254	166
320	194	107	14	5
4	1	3		
16	3	10	3	
7		4	2	1
1		1		
14	4	5	5	
2		2		
1		1		
1		1		
1	1			
2	2			
21	13	6	2	
35	3	20	12	
4,550	323	2,882	1,222	123
289	5	214	52	18
2		1		1
1,382	69	933	285	95
60		44	8	8
836	126	477	211	22
47	7	25	9	6
4		4		
826	77	482	228	39
4		4		
1		1		
2		1	1	
247	10	159	67	11
86	3	50	31	2
1		1		
20	2	16	2	
2		2		
1		1		
9	2	5	2	
1		1		

NOTE: Be sure to check for related offense codes when examining a particular type of crime. They may or may not be in sequential order or even on the same page. Offenders may have multiple dispositions.

A2b 2010 Criminal Court Dispositions by Offense and Type of Disposition — Drug Offenses

Page 3 of 3

Compiled Laws	Offense	VIOLATIONS ATTEMPTS Max. Penalty
333.74102-A	Contr. Sub. - Deliver <50 Grams, School Prop. (Narc/Cocaine)	60 ATTEMPTS
333.74103	Contr. Sub. - Intent Deliver <50 Grams, School Prop (Narc.)	40 ATTEMPTS
333.74104-A	Contr. Sub. - Possess on School/ Library Prop. (Narc./Coc.) <25 Grams	8 ATTEMPTS
333.74104-B	Contr. Sub. - Possess on School/ Library Property (Sched.1-4)	4 ATTEMPTS
333.74104-C	Contr. Sub. - Possess on School/ Library Property (Sched. 5)	2 ATTEMPTS
333.74104-D	Contr. Sub. - Possess Marijuana, on School/Library Property	2 ATTEMPTS
333.7410A	Contr. Sub. - Deliver/Possess in Park	2 ATTEMPTS

DISPOSITIONS				
Total	Prison 13%	Probation 58%	Jail ¹ 22%	Other ² 7%
15,281	2,106	8,830	3,322	1,023
1,383	103	860	254	166
25	14	10	1	
14	8	5	1	
2	1	1		
11	4	5	1	1
3		3		
12	1	7	4	
1		1		
44	4	19	14	7
2			1	1

NOTE: Be sure to check for related offense codes when examining a particular type of crime. They may or may not be in sequential order or even on the same page. Offenders may have multiple dispositions.

¹ Includes Fine, Restitution, and Costs

² Includes Delayed and Suspended Sentences and HYTA Probation

SOURCE: Basic Information Reports (BIR)

A2c

2010 Criminal Court Dispositions by Offense and Type of Disposition — Assaultive Offenses

Page 1 of 8

			DISPOSITIONS				
Compiled Laws	Offense	VIOLATIONS ATTEMPTS Max. Penalty	Total	Prison 45%	Probation 34%	Jail ¹ 14%	Other ² 7%
			14,434	6,754	4,761	1,920	999
			1,053	248	560	162	83
257.602A2	Police Officer - Flee - 4th Degree (Vehicle Code)	2 ATTEMPTS	353	54	193	103	3
257.602A3	Police Officer - Flee - 3rd Degree (Vehicle Code)	4 ATTEMPTS	3	1	2		
257.602A3-A	Police Officer - Flee - 3rd Degree (Vehicle Code)	5 ATTEMPTS	697	186	361	131	19
257.602A4	Police Officer - Flee - Serious Bodily Injury (Vehicle Code)	4 ATTEMPTS	32	3	19	7	3
257.602A4-A	Police Officer - Flee - 2nd Degree (Vehicle Code)	4 ATTEMPTS	1	1			
257.602A5	Police Officer - Flee - 1st Degree (Vehicle Code)	10 ATTEMPTS	85	57	23	5	
257.602A5	Police Officer - Flee - 1st Degree (Vehicle Code)	15 ATTEMPTS	1	1			
257.617	Fail to Stop at Accident - Serious Impairment/Death	5 ATTEMPTS	36	22	12	1	1
257.6173	Fail to Stop at Accident - At Fault Death Result	15 ATTEMPTS	3		3		
257.6173	Fail to Stop at Accident - At Fault Death Result	15 ATTEMPTS	4	3	1		
257.6254	Operating Vehicle Intoxicated, Causing Death	15 ATTEMPTS	49	46	3		
257.6254A	Operating Vehicle Intoxicated, Causing Death	15 ATTEMPTS	4	3	1		
257.6255-A	Operating Vehicle Intoxicated, Causing Serious Injury	5 ATTEMPTS	122	31	84	7	
257.6259C	Allow Intoxicated Person to Operate, Cause Serious Injury	2 ATTEMPTS	8	1	7		
257.6259C	Allow Intoxicated Person to Operate, Cause Serious Injury	2 ATTEMPTS	1		1		
257.626C	Driving - Felonious	2 ATTEMPTS	26	5	19	2	
257.9044	Operate - License Susp./Rev./Denied, Causing Death	15 ATTEMPTS	11	9	1	1	
257.9045	Operate - License Susp./Rev./Denied, Causing Serious Injury	5 ATTEMPTS	37	17	16	4	
257.9047-B	Allow Suspended Person to Operate Vehicle, Causing Death	5 ATTEMPTS	2		2		
287.3232	Dangerous Animal, Causing Serious Injury	4 ATTEMPTS	5	2	3		
324.1608	Resist/Obstruct Conservation Officers	2 ATTEMPTS	1		1		
324.801764	Marine Safety, Operating Under Influence, Death	15 ATTEMPTS	1	1			
324.801765	Marine Safety, Operating Under Influence, Serious Injury	5 ATTEMPTS	2	1	1		
333.5210	AIDS - Sexual Penetration w/ Uninformed Partner	4 ATTEMPTS	3	1	2		
436.17012	Alcohol - Sell/Furnish to Minor, Causing Death	10 ATTEMPTS	1		1		
700.625	Distributing Obscene Matter to Minor	2 ATTEMPTS	1	1			
722.675	Distribute Obscene Matter to Children	2 ATTEMPTS	1		1		
			18	3	11	4	

NOTE: Be sure to check for related offense codes when examining a particular type of crime. They may or may not be in sequential order or even on the same page. Offenders may have multiple dispositions.

A2c

2010 Criminal Court Dispositions by Offense and Type of Disposition — Assaultive Offenses

Page 2 of 8

			DISPOSITIONS				
Compiled Laws	Offense	VIOLATIONS ATTEMPTS Max. Penalty	Total	Prison 45%	Probation 34%	Jail ¹ 14%	Other ² 7%
			14,434	6,754	4,761	1,920	999
			1,053	248	560	162	83
750.110A2	Home Invasion - 1st Degree	20 ATTEMPTS	723	500	103	24	96
			156	55	62	18	21
750.1227B	Witness - Bribe/Intimidate/ Interfere	10 ATTEMPTS	13	9	3		1
			3		2	1	
750.1227C	Witness - Intimidate/Threaten to Kill or Injure	15 ATTEMPTS	12	7	3	2	
			1			1	
750.1228	Witness - Retaliate Against	10 ATTEMPTS	3	1	2		
750.13	Entice Female Under 16 for Immoral Purposes	10 ATTEMPTS	1		1		
750.135	Children - Abandonment	10 ATTEMPTS	1	1			
750.136B2	Child Abuse - 1st Degree	15 ATTEMPTS	35	30	5		
			3	3			
750.136B3	Child Abuse - 2nd Degree	4 ATTEMPTS	80	28	40	9	3
			4	1	2	1	
750.136B4	Child Abuse - 3rd Degree	2 ATTEMPTS	112	11	77	20	4
750.145A-A	Children - Accost for Immoral Purposes	4 ATTEMPTS	74	22	38	3	11
			14		11	3	
750.145C	Child Sexually Abusive Activity	20 ATTEMPTS	2	2			
750.145C2	Child Sexually Abusive Activity	20 ATTEMPTS	70	59	11		
			2	1	1		
750.145C3	Child Sexually Abusive Activity, Promote or Distribute	7 ATTEMPTS	13	9	3		1
			1		1		
750.145C4-A	Child Sexually Abusive Material, Possess	4 ATTEMPTS	1			1	
			1		1		
750.145C4-A	Child Sexually Abusive Material, Possess	4 ATTEMPTS	113	48	45	14	6
			7	2	5		
750.145D2B	Computer/Internet - Plan Crime w/ Other, Max 1 - <2 yrs	2 ATTEMPTS	1		1		
750.145D2C	Computer/Internet - Plan Crime w/ Other, Max 2 - <4 yrs	4 ATTEMPTS	16	4	11	1	
750.145D2D	Computer/Internet - Plan Crime w/ Other, Max 4 - <10 yrs	10 ATTEMPTS	20	10	9	1	
750.145D2F	Computer/Internet - Plan Crime w/ Other, Max 15+ yrs	20 ATTEMPTS	12	7	4	1	
750.145N1	Vulnerable Adult Abuse - 1st Degree	15 ATTEMPTS	2	2			
750.145N2	Vulnerable Adult Abuse - 2nd Degree	4 ATTEMPTS	6	3	3		
750.145N3	Vulnerable Adult Abuse - 3rd Degree	2 ATTEMPTS	3		3		
750.157B2	Homicide - Solicitation of Murder	LIFE ATTEMPTS	3	3			
750.158	Sodomy	15 ATTEMPTS	1		1		

NOTE: Be sure to check for related offense codes when examining a particular type of crime. They may or may not be in sequential order or even on the same page. Offenders may have multiple dispositions.

A2c

2010 Criminal Court Dispositions by Offense and Type of Disposition — Assaultive Offenses

Page 3 of 8

			DISPOSITIONS				
Compiled Laws	Offense	VIOLATIONS ATTEMPTS Max. Penalty	Total	Prison 45%	Probation 34%	Jail ¹ 14%	Other ² 7%
			14,434	6,754	4,761	1,920	999
			1,053	248	560	162	83
750.197C-A	Assault of Prison Employee	4 ATTEMPTS	103	83	9	10	1
			15	10	1	3	1
750.197C-B	Escape - From Jail Through Violence	4 ATTEMPTS	1		1		
750.200I1A	Harmful Devices - Unlawful Possession/Use	15 ATTEMPTS	1	1			
750.200J1B	Harmful Devices - Imitation/Irritants, Prop. Damage	5 ATTEMPTS	1		1		
750.200J1C	Harmful Devices - Imitation/Irritants, Person Injury	10 ATTEMPTS	1		1		
750.204A	Explosives - Send w/Intent to Frighten	5 ATTEMPTS	1	1			
750.2072B	Explosives - Place Near Property Cause Property Damage	20 ATTEMPTS	1	1			
750.2091A	Explosives - Place w/Intent to Injure	15 ATTEMPTS	3	3			
750.2102A	Explosives - Possess Bomb w/Unlawful Intent	15 ATTEMPTS	1		1		
750.211A2A	Explosives - Mfg/Possess Explosive/Other w/Malicious Intent	15 ATTEMPTS	2	2			
750.211A2A-A	Explosives - Mfg/Possess Molotov Cocktail	4 ATTEMPTS	8	1	3		4
750.211A2B	Explosives - Mfg/Possess Molotov Cocktail/Other w/Prop. Damage	20 ATTEMPTS	6	3	2		1
			1		1		
750.213	Extortion	20 ATTEMPTS	16	14	1		1
			6	5		1	
750.224D2	Weapons - Dangerous Weapon, Self-Defense Spray	2 ATTEMPTS	4		2	1	1
750.234A	Weapons - Firearms, Discharge from Vehicle	4 ATTEMPTS	23	13	7	2	1
			4		3	1	
750.234B	Weapons - Firearms, Discharge in/at Bldg.	4 ATTEMPTS	46	27	11	6	2
			7	1	3	3	
750.2374	Weapons - Firearms, Discharge OUIL Cause Death	15 ATTEMPTS	1	1			
750.316	Homicide	LIFE ATTEMPTS	5	4	1		
750.316-A	Homicide - Murder 1st Degree, Premeditated	LIFE ATTEMPTS	37	37			
750.316-B	Homicide - Felony Murder	LIFE ATTEMPTS	49	48		1	
750.316-C	Homicide - Open Murder, Statutory Short Form	LIFE ATTEMPTS	15	15			
750.316-D	Homicide - Murder of Peace/Corrections Officer	LIFE ATTEMPTS	1	1			
750.317	Homicide - Murder 2nd Degree	LIFE ATTEMPTS	234	232	2		
750.317A	Deliver Controlled Substance Cause Death	LIFE ATTEMPTS	6	5	1		
			1		1		

NOTE: Be sure to check for related offense codes when examining a particular type of crime. They may or may not be in sequential order or even on the same page. Offenders may have multiple dispositions.

A2c

2010 Criminal Court Dispositions by Offense and Type of Disposition — Assaultive Offenses

Page 4 of 8

			DISPOSITIONS				
Compiled Laws	Offense	VIOLATIONS ATTEMPTS Max. Penalty	Total	Prison 45%	Probation 34%	Jail ¹ 14%	Other ² 7%
			14,434	6,754	4,761	1,920	999
			1,053	248	560	162	83
750.321	Homicide - Manslaughter	15 ATTEMPTS	13	13			
750.321-A	Homicide - Manslaughter, Statutory Short Form	15 ATTEMPTS	34	28	3	3	
750.321-C	Homicide - Manslaughter, Involuntary	15 ATTEMPTS	3	3			
750.321-E	Homicide - Manslaughter w/ Motor Vehicle	15 ATTEMPTS	46	38	5		3
750.324	Homicide - Negligent Homicide	2 ATTEMPTS	22	18	1		3
750.329	Homicide - Manslaughter, Death w/ Weapon, Aim w/o Malice	2 ATTEMPTS	1	1	1		
750.329A	Suicide - Assisting	5 ATTEMPTS	59	9	36	4	10
750.335A2B	Aggravated Indecent Exposure	2 ATTEMPTS	5	3	1		1
750.335A2C	Indecent Exposure by Sexually Delinquent Person	5 ATTEMPTS	1	1			
750.338	Gross Indecency Between Males, Commit/Procure	LIFE ATTEMPTS	86	20	46	17	3
750.338A	Gross Indecency Between Females, Commit/Procure	5 ATTEMPTS	9	7	2		
750.338B	Gross Indecency Between Male & Female, Commit/Procure	5 ATTEMPTS	2	1		1	
750.349	Kidnapping	LIFE ATTEMPTS	2		1	1	
750.349B	Unlawful Imprisonment	5 ATTEMPTS	1		1		
750.350	Kidnapping - Child Enticement	LIFE ATTEMPTS	33	7	16	5	5
750.377B	Malicious Destruction Fire/ Police Property	4 ATTEMPTS	8	1	5	2	
750.411H2B	Stalking a Minor	5 ATTEMPTS	26	26			
750.411I	Stalking - Aggravated	5 ATTEMPTS	1	1			
750.411S2A	Unlawful Posting Message	2 ATTEMPTS	82	71	9	1	1
750.455	Prostitution - Pandering	20 ATTEMPTS	14	6	6	2	
750.459	Prostitution - Transport Female (perhaps compel)	20 ATTEMPTS	2	2			
750.479	Public Officer - Assault/Obstruct	20 ATTEMPTS	5	2	3		
750.479-B	Police Officer/Public Officer - Resist/Obstruct	2 ATTEMPTS	166	37	75	31	23
750.4792	Public Officer - Assault/Obstruct	2 ATTEMPTS	49	3	29	13	4

NOTE: Be sure to check for related offense codes when examining a particular type of crime. They may or may not be in sequential order or even on the same page. Offenders may have multiple dispositions.

A2c

2010 Criminal Court Dispositions by Offense and Type of Disposition — Assaultive Offenses

Page 5 of 8

			DISPOSITIONS				
Compiled Laws	Offense	VIOLATIONS ATTEMPTS Max. Penalty	Total	Prison 45%	Probation 34%	Jail ¹ 14%	Other ² 7%
			14,434	6,754	4,761	1,920	999
			1,053	248	560	162	83
750.4793	Public Officer - Assault/Obstruct Cause Injury	4 ATTEMPTS	3	1			2
750.4794	Public Officer - Assault/Obstruct Cause Serious Injury	10 ATTEMPTS	1	1			
750.479A2	Police Officer - Flee (Penal Code) 4th Degree	2 ATTEMPTS	106	18	52	21	15
750.479A3	Police Officer - Flee (Penal Code) 3rd Degree	5 ATTEMPTS	227	66	81	41	39
750.479A4-A	Police Officer - Flee (Penal Code) 2nd Degree	10 ATTEMPTS	24	19	3		2
750.479B1	Peace Officer - Disarm Non-Firearm	4 ATTEMPTS	6	4	1	1	
750.479B2	Peace Officer - Disarm Firearm	4 ATTEMPTS	1		1		
			2		1	1	
750.483A2B	Interfere w/ Crime Report Threat to Kill/Injure	10 ATTEMPTS	1	1			
750.483A4B	Interfere w/ Police Investigation Threat to Kill/Injure	10 ATTEMPTS	13	7	6		
750.50C7	Police Animal - Injure/Harass While Committing Crime	2 ATTEMPTS	12	6	5		1
750.520B	CSC - 1st Degree - Multiple Variables	LIFE ATTEMPTS	1	1			
750.520B1A	CSC - 1st Degree - Person Under 13	LIFE ATTEMPTS	3	3			
750.520B1B	CSC - 1st Degree - Relationship	LIFE ATTEMPTS	82	82			
750.520B1C	CSC - 1st Degree - During Felony	LIFE ATTEMPTS	1	1			
750.520B1D	CSC - 1st Degree - Accomplices	LIFE ATTEMPTS	2	2			
750.520B1E	CSC - 1st Degree - Weapon Used	LIFE ATTEMPTS	8	8			
750.520B1F	CSC - 1st Degree - Personal Injury	LIFE ATTEMPTS	1	1			
750.520B1G	CSC - 1st Degree - Injury to Incapacitated Victim	LIFE ATTEMPTS	10	10			
750.520B1H	CSC - 1st Degree - Mentally Disabled Relationship	LIFE ATTEMPTS	1		1		
750.520B2B	CSC - 1st Degree - Person <13, Defendant 17+ yrs.	LIFE ATTEMPTS	1	1			
750.520B2C	CSC - 1st Degree - Person <13, Defendant 17+ yrs, 2nd Offense	LIFE ATTEMPTS	63	63			
750.520C	CSC - 2nd Degree - Multiple Variables	15 ATTEMPTS	2	2			
750.520C1A	CSC - 2nd Degree - Person Under 13	15 ATTEMPTS	89	53	28	7	1
750.520C1B	CSC - 2nd Degree - Relationship	15 ATTEMPTS	8	3	5		
			211	161	45	4	1
			25	12	12	1	
			55	38	16	1	
			2	1	1		

NOTE: Be sure to check for related offense codes when examining a particular type of crime. They may or may not be in sequential order or even on the same page. Offenders may have multiple dispositions.

A2c

2010 Criminal Court Dispositions by Offense and Type of Disposition — Assaultive Offenses

Page 6 of 8

			DISPOSITIONS				
Compiled Laws	Offense	VIOLATIONS ATTEMPTS Max. Penalty	Total	Prison 45%	Probation 34%	Jail ¹ 14%	Other ² 7%
			14,434	6,754	4,761	1,920	999
			1,053	248	560	162	83
750.520C1C	CSC - 2nd Degree - During Felony	15 ATTEMPTS	5	4	1		
750.520C1D	CSC - 2nd Degree - Accomplices	15 ATTEMPTS	1	1			
750.520C1E	CSC - 2nd Degree - Weapon Used	15 ATTEMPTS	1	1			
750.520C1F	CSC - 2nd Degree - Personal Injury	15 ATTEMPTS	16	9	6		1
750.520C1G	CSC - 2nd Degree - Injury to Incapacitated Victim	15 ATTEMPTS	1	1			
750.520C1H	CSC - 2nd Degree - Mentally Disabled Relationship	15 ATTEMPTS	6	3	3		
750.520C1I	CSC - 2nd Degree - State Prisoner	15 ATTEMPTS	1	1			
750.520C2B	CSC - 2nd Degree - Person <13, Defendant 17+ yrs.	15 ATTEMPTS	1		1		
750.520D	CSC - 3rd Degree - Multiple Variables	15 ATTEMPTS	80	64	16		
750.520D1A	CSC - 3rd Degree - Person 13-15	15 ATTEMPTS	7	2	5		
750.520D1B	CSC - 3rd Degree - Force/Coercion	15 ATTEMPTS	73	69	2		2
750.520D1C	CSC - 3rd Degree - Incapacitated Victim	15 ATTEMPTS	14	3	8		3
750.520D1D	CSC - 3rd Degree - Incest	15 ATTEMPTS	265	178	8	18	61
750.520D1E	CSC - 3rd Degree - Student	15 ATTEMPTS	88	30	27	8	23
750.520E	CSC - 4th Degree - Multiple Variables	2 ATTEMPTS	60	56	4		
750.520E1A	CSC - 4th Degree - Force/Coercion	2 ATTEMPTS	8	3	5		
750.520E1A-A	CSC - 4th Degree - Victim 13-16	2 ATTEMPTS	13	10	2	1	
750.520E1B	CSC - 4th Degree - Incapacitated Victim	2 ATTEMPTS	2	2			
750.520E1E-A	CSC - 4th Degree - Mental Health Professional	2 ATTEMPTS	24	24			
750.520E1F-A	CSC - 4th Degree - Student	2 ATTEMPTS	2	1	1		
750.520E1G	CSC - 4th Degree - Incest	2 ATTEMPTS	9	9			
750.520G1	CSC - Assault w/Intent to Commit Sexual Penetration	10 ATTEMPTS	87	14	50	19	4
750.520G2	CSC - 2nd Degree Assault	5 ATTEMPTS	175	45	75	37	18
750.520N	CSC - Tamper w/Electronic Monitoring Device	2 ATTEMPTS	138	40	68	11	19
			21	2	15	3	1
			2		2		
			3	2	1		
			17	6	8	3	
			160	105	44	6	5
			5	4	1		
			43	16	23	2	2
			4		4		
			1	1			

NOTE: Be sure to check for related offense codes when examining a particular type of crime. They may or may not be in sequential order or even on the same page. Offenders may have multiple dispositions.

A2c

2010 Criminal Court Dispositions by Offense and Type of Disposition — Assaultive Offenses

Page 7 of 8

			DISPOSITIONS				
Compiled Laws	Offense	VIOLATIONS ATTEMPTS Max. Penalty	Total	Prison 45%	Probation 34%	Jail ¹ 14%	Other ² 7%
			14,434	6,754	4,761	1,920	999
			1,053	248	560	162	83
750.529	Robbery - Armed	LIFE ATTEMPTS	897	882	10	5	
			26	10	13	2	1
750.529A	Carjacking	LIFE ATTEMPTS	144	144			
			2		2		
750.530	Robbery - Unarmed	15 ATTEMPTS	666	343	151	52	120
			57	16	19	12	10
750.531	Bank Robbery/Safe Breaking	LIFE ATTEMPTS	6	5	1		
750.531-A	Bank Robbery	LIFE ATTEMPTS	77	69	7	1	
			1	1			
750.531-B	Safe Breaking	LIFE ATTEMPTS	30	21	7	1	1
			7	3	2	1	1
750.532	Seduction	5 ATTEMPTS	7	1	1	2	3
750.539J2A1	Surveil Unclothed Person	2 ATTEMPTS	12	3	5	2	2
750.539J2B	Capture/Distribute Image of Unclothed Person	5 ATTEMPTS	18	2	12	2	2
750.5405B	Interfere w/Electronic Communications, Injury/Death	4 ATTEMPTS	8	6	2		
			1		1		
750.543P	Terrorism - Use of Internet/ Telecomm. to Commit	20 ATTEMPTS	1	1			
750.72	Arson - Dwelling House/ Curtilage	20 ATTEMPTS	6	6			
			1	1			
750.72-A	Arson - Dwelling House	20 ATTEMPTS	49	40	5	3	1
			11	2	6	1	2
750.72-B	Arson - Dwelling House/ Curtilage	20 ATTEMPTS	3	3			
750.73	Arson - Real Property	10 ATTEMPTS	54	23	23	2	6
			9	1	7	1	
750.741C1	Arson - Personal Property, \$1K - <\$20K	5 ATTEMPTS	32	7	18	3	4
			1		1		
750.741D1	Arson - Personal Property, \$20K or More	10 ATTEMPTS	1		1		
750.75	Arson - Insured Property	10 ATTEMPTS	14	3	10	1	
			1	1			
750.771C1	Arson - Preparation to Burn Property, \$1K - <\$20K	5 ATTEMPTS	8	3	3	1	1
			1		1		
750.771D1	Arson - Preparation to Burn Property, \$20K or More	10 ATTEMPTS	18	4	8	4	2
			4		3		1
750.78	Arson - Woods/Prairies	4 ATTEMPTS	3		1	1	1
750.814	Domestic Violence - 3rd Offense	2 ATTEMPTS	594	135	284	175	
750.81A3	Domestic Violence, Aggravated - 2nd Offense	2 ATTEMPTS	43	12	21	10	
750.81C2	Assault/Battery of DHS Employee	2 ATTEMPTS	8		3	5	

NOTE: Be sure to check for related offense codes when examining a particular type of crime. They may or may not be in sequential order or even on the same page. Offenders may have multiple dispositions.

A2c

2010 Criminal Court Dispositions by Offense and Type of Disposition — Assaultive Offenses

Page 8 of 8

Compiled Laws	Offense	VIOLATIONS ATTEMPTS Max. Penalty
750.81D1	Police Officer - Assault/Resist/Obstruct	2 ATTEMPTS
750.81D2	Police Officer - Assault/Resist/Obstruct, Causing Injury	4 ATTEMPTS
750.81D3	Police Officer - Assault/Resist/Obstruct, Serious Impairment	15 ATTEMPTS
750.82	Felonious Assault	4 ATTEMPTS
750.822	Weapon-Free Schools - Assault w/ Dangerous Weapon	4 ATTEMPTS
750.83	Assault w/Intent to Murder	LIFE ATTEMPTS
750.84	Assault w/Intent to do Great Bodily Harm Less Than Murder	10 ATTEMPTS
750.85	Torture	LIFE ATTEMPTS
750.86	Assault w/Intent to Maim	10 ATTEMPTS
750.87	Assault w/Intent to Commit Felony	10 ATTEMPTS
750.88	Assault w/Intent to Rob While Unarmed	15 ATTEMPTS
750.89	Assault w/Intent to Rob While Armed	LIFE ATTEMPTS
750.90BA	Assault - Pregnant Individual, Miscarriage/Stillbirth	15 ATTEMPTS
750.90DA	Pregnant Individ. - Oper. Under Infl., Miscarriage/Stillbirth	15 ATTEMPTS
750.90E	Pregnant Individ. - Negligent Operate MV, Miscarriage/Stillbirth	2 ATTEMPTS
750.91	Homicide - Attempted Murder	LIFE ATTEMPTS
752.541	Riot	10 ATTEMPTS
752.542	Riot - Inciting	10 ATTEMPTS
752.861	Weapons - Firearms, Careless Use Cause Injury/Death	2 ATTEMPTS

DISPOSITIONS				
Total	Prison 45%	Probation 34%	Jail ¹ 14%	Other ² 7%
14,434	6,754	4,761	1,920	999
1,053	248	560	162	83
2,495	489	1,050	729	227
182	44	87	30	21
5		4	1	
6	1	3		2
1,629	422	828	229	150
294	15	200	70	9
6		3		3
162	160	2		
1	1			
567	359	133	23	52
31	14	14	2	1
16	16			
7	6	1		
2		2		
1		1		
61	26	17	6	12
6	2	4		
147	114	29	1	3
2	1			1
1	1			
2	2			
2		2		
7	7			
2				2
2			1	1
17	2	11	1	3

NOTE: Be sure to check for related offense codes when examining a particular type of crime. They may or may not be in sequential order or even on the same page. Offenders may have multiple dispositions.

¹ Includes Fine, Restitution, and Costs

² Includes Delayed and Suspended Sentences and HYTA Probation

SOURCE: Basic Information Reports (BIR)

Prison Commitments



B

This section provides data on prison commitments and intake — the number and characteristics of prisoners receiving court commitments to the Department of Corrections (DOC).

The difference between commitments and intake is the exclusion of one category of commitments, called additional sentence imposed. Additional sentence imposed commitments are excluded from intake because rather than new offenders committed to the DOC, these are active prisoners who, while incarcerated receive an additional sentence, either because of a crime committed while incarcerated or because of later sentencing on a previously existing pending charge. Additional sentence imposed commitments do not represent additional prisoners but instead represent additional sentence time for known prisoners.

Tables B1a and **B1b** show prison intake, excluding additional sentence imposed commitments, which show the volume of new prisoners committed to the DOC. All of the other tables and charts in this section include the additional sentence imposed commitments

and show characteristics of all court commitments to the DOC.

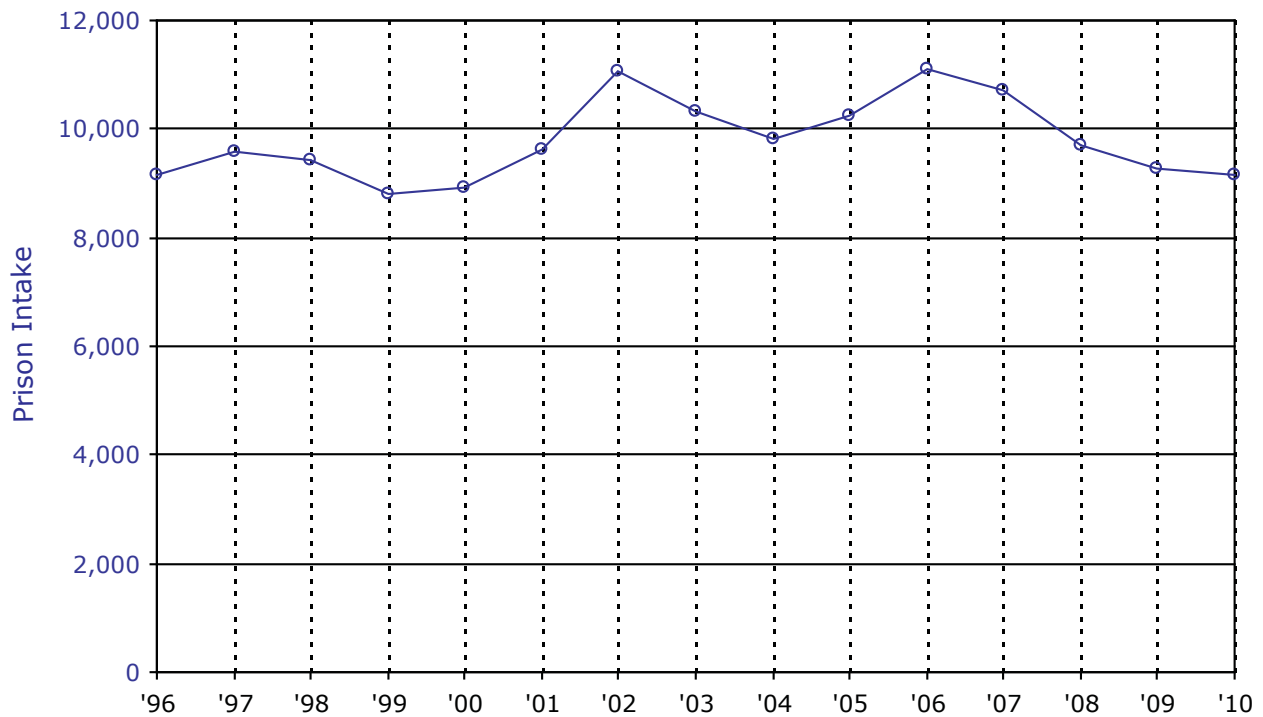
Table B2 shows the prison commitments broken down by offense and minimum sentence. **Tables B2a** through **B2c** show the information in **Table B2** broken down by major crime categories (i.e., non-assaultive, drug and assaultive). **Table B3** shows female intake broken down by offense and minimum sentence.

The offenses in **Tables B2** through **B2c** and in **Table B3** are sorted by Michigan Compiled Law (MCL) numbers and Prosecuting Attorney’s Coordinating Council (PACC) codes (the sort order used since 1999). Since this sort order keeps sequential codes together, similar crimes are not consolidated. This level of detail provides much richer information, but the reader must be careful to watch for related codes when attempting to examine the prison intake frequency and minimum term distribution for a particular type of crime. For example, several separate offense codes now appear for the crime of first degree criminal sexual conduct (750.520B--) because each code represents a specific characteristic of the offense.

Tables B4a through **B7** summarize commitments to prison broken down by various other characteristics — including age, race, gender, commitment type, and major crime type.

B1a Annual Prison Intake (Excluding "Additional Sentence Imposed")
Calendar Years 1996 - 2010

Year	Prison Intake	Numerical Change	Percent Change
1996	9,169	502	5.8
1997	9,584	415	4.5
1998	9,424	(160)	(1.7)
1999	8,809	(615)	(6.5)
2000	8,922	113	1.3
2001	9,610	688	7.7
2002	11,050	1,440	15.0
2003	10,311	(739)	(6.7)
2004	9,811	(500)	(4.8)
2005	10,239	428	4.4
2006	11,094	855	8.4
2007	10,714	(380)	(3.4)
2008	9,715	(999)	(9.3)
2009	9,292	(423)	(4.4)
2010	9,159	(132)	(1.4)

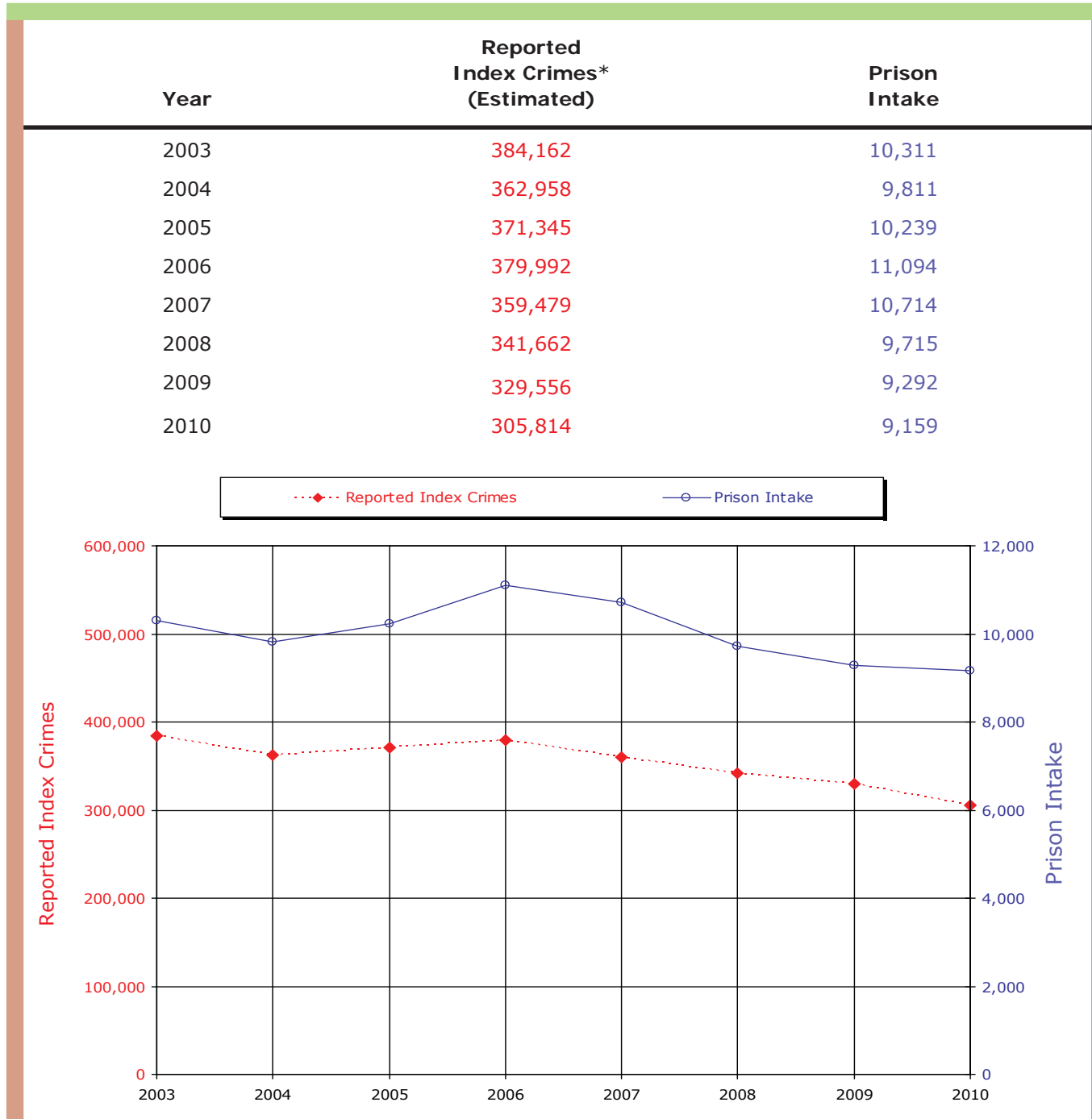


Source: Corrections Management Information System (CMIS)

B1b Reported Index Crimes and Prison Intake (Excluding "Additional Sentence Imposed")

Calendar Years 2003 - 2010

State index crime totals are calculated by combining actual figures with estimates of missing data, using an estimation process adapted from that used by the FBI. The MSP's estimation process is designed to help ensure an accurate portrayal of crime trends, and minimize fluctuations due to reporting discrepancies.



*Index crimes include murder, rape, robbery, aggravated assault, burglary, larceny, motor vehicle theft and arson.

Source: Prison Intake: Corrections Management Information System (CMIS)
Reported Index Crimes: <http://www.michigan.gov/msp>

B2 2010 Commitments by Minimum Term Distribution — All Offenses

Includes Additional Sentences Imposed

Page 1 of 18

B - 4

			TOTAL*	.5	1	1.5	2	2.5	3	3.5	4	4.5	5	10	15	20	25	>25	LIFE	AVG
GRAND TOTALS			10,170	247	1,458	2,004	2,428	590	704	213	342	129	395	865	312	47	221	98	112	3.6
VIOLATIONS			9,839	204	1,361	1,914	2,361	581	693	208	341	129	394	863	312	47	221	98	112	3.7
ATTEMPTS			326	43	97	90	67	9	11	5	1		1	2						1.4
Compiled Laws	Offense	Max. Penalty																		
28.2931	State ID Card - False Application	5 ATTEMPTS	2		1			1												1.6
28.729	Sex Offender - Fail to Register	4 ATTEMPTS	76	3	23	27	17	3	2	1										1.4
			5	3	1	1														.6
28.7291A	Sex Offender - Fail to Register	4 ATTEMPTS	3		1	1							1							2.3
28.7291B	Sex Offender - Fail to Register, 2nd Offense	7 ATTEMPTS	13	1	4	3	4				1									1.4
28.7291C	Sex Offender - Fail to Register, 3rd Offense	10 ATTEMPTS	4		3		1													1.2
28.7292C	Sex Offender - Fail to Report, 3rd Offense	4 ATTEMPTS	4		1	2	1													1.4
257.254	Motor Vehicle Code - Intent to Pass False Title	10 ATTEMPTS	6		2	2	2													1.4
257.257	License Documents/Plates - Forgery	5 ATTEMPTS	5	1	2	1	1													1.1
257.3107B	Driver's License - Forge w/ Intent to Commit Crime Max 6mos-<10 yrs	5 ATTEMPTS	1		1															.8
257.602A2	Police Officer - Flee - 4th Degree (Vehicle Code)	2 ATTEMPTS	17	1	4	7	2	1		1				1						1.7
257.602A3-A	Police Officer - Flee - 3rd Degree (Vehicle Code)	5 ATTEMPTS	121	2	38	35	28	5	10			2		1						1.6
			1	1																.4
257.602A4	Police Officer - Flee - Serious Bodily Injury (Vehicle Code)	4 ATTEMPTS	1								1									4.0
257.602A4-A	Police Officer - Flee - 2nd Degree (Vehicle Code)	10 ATTEMPTS	38	1	6	6	13	3	6				2	1						2.1
257.617	Fail to Stop at Accident - Serious Impairment/Death	5 ATTEMPTS	10			2	3	2	2	1										2.2
257.6173	Fail to Stop at Accident - At Fault Death Result	15 ATTEMPTS	2										1		1					10.0
257.6251-A	Operating Vehicle Intoxicated	MISD ATTEMPTS	2		1	1														1.2
257.62510C	Operating Vehicle Intoxicated - 3rd Offense	1 ATTEMPTS	3		1		2													1.6
257.6254	Operating Vehicle Intoxicated, Causing Death	15 ATTEMPTS	37			3	3	7	4	1	9		8	2						3.5

NOTE: Be sure to check for related offense codes when examining a particular type of crime. They may or may not be in sequential order or even on the same page.

B2 2010 Commitments by Minimum Term Distribution — All Offenses

Includes Additional Sentences Imposed

Page 2 of 18

B - 5

			TOTAL*	.5	1	1.5	2	2.5	3	3.5	4	4.5	5	10	15	20	25	>25	LIFE	AVG
GRAND TOTALS			10,170	247	1,458	2,004	2,428	590	704	213	342	129	395	865	312	47	221	98	112	3.6
VIOLATIONS			9,839	204	1,361	1,914	2,361	581	693	208	341	129	394	863	312	47	221	98	112	3.7
ATTEMPTS			326	43	97	90	67	9	11	5	1		1	2						1.4
Compiled Laws	Offense	Max. Penalty																		
257.6254A	Operating Vehicle Intoxicated, Causing Death	15 ATTEMPTS	2								1		1							4.5
257.6255-A	Operating Vehicle Intoxicated, Causing Serious Injury	5 ATTEMPTS	16		1	6	7	1	1											1.7
257.6256	Operating Vehicle Intoxicated, Impaired - 3rd Felony	5 ATTEMPTS	1					1												2.5
257.6256D	Operating Vehicle Intoxicated, Contr. Sub. - 3rd Offense	5 ATTEMPTS	579	14	130	207	161	30	24	4	8		1							1.5
257.6257A2	Operating Vehicle Intoxicated, w/ Occupant <16 - 2nd+ Offense	5 ATTEMPTS	11		2	3	5	1												1.6
257.9041B	Operate - Allow Suspended/Revoked/Denied to Operate	MISD ATTEMPTS	1	1																.5
257.9041C	Operate - Allow Suspended/Revoked/Denied to Operate - 2nd+ Offense	1 ATTEMPTS	1		1															1.0
257.9044	Operate - License Susp./Rev./Denied, Causing Death	15 ATTEMPTS	6				1	2	1	1			1							3.0
257.9045	Operate - License Susp./Rev./Denied, Causing Serious Injury	5 ATTEMPTS	11			5	4		1		1									1.9
287.3232	Dangerous Animal, Causing Serious Injury	4 ATTEMPTS	1										1							5.0
324.801764	Marine Safety, Operating Under Influence, Death	15 ATTEMPTS	1						1											3.0
333.5210	AIDS - Sexual Penetration w/ Uninformed Partner	4 ATTEMPTS	1			1														1.4
333.73413	Contr. Sub. - Imitation Mfg/ Distribution	2 ATTEMPTS	7	1	1	3	1		1											1.4
333.74012A1	Contr. Sub. - Del/Mfg 1,000+ Grams (Narc. or Cocaine)	LIFE ATTEMPTS	12		1	1			1	1	1			5	1		1			6.7
333.74012A2	Contr. Sub. - Del/Mfg 450 - 999 Grams (Narc. or Cocaine)	30 ATTEMPTS	1				1											1		2.0
333.74012A2	Contr. Sub. - Del/Mfg 450 - 999 Grams (Narc. or Cocaine)	30 ATTEMPTS	8						1		1	1		2	2			1		10.4
333.74012A3	Contr. Sub. - Del/Mfg 50 - 449 Grams (Narc. or Cocaine)	20 ATTEMPTS	79		5	4	13	2	5	1	7	5	7	27	2		1			5.0
333.74012A4	Contr. Sub. - Del/Mfg Under 50 Grams (Narc. or Cocaine)	20 ATTEMPTS	4		1	1	1		2											2.2
333.74012A4	Contr. Sub. - Del/Mfg Under 50 Grams (Narc. or Cocaine)	20 ATTEMPTS	427	12	75	113	128	36	30	7	15	2	5	4						1.8
333.74012B	Contr. Sub. - Del/Mfg (Sched. 1-3), Meth/Ecstasy	20 ATTEMPTS	44	5	29	5	4		1											1.0
			1		1															.8

NOTE: Be sure to check for related offense codes when examining a particular type of crime. They may or may not be in sequential order or even on the same page.

B2 2010 Commitments by Minimum Term Distribution — All Offenses

Includes Additional Sentences Imposed

Page 3 of 18

B - 6

			TOTAL*	.5	1	1.5	2	2.5	3	3.5	4	4.5	5	10	15	20	25	>25	LIFE	AVG
GRAND TOTALS			10,170	247	1,458	2,004	2,428	590	704	213	342	129	395	865	312	47	221	98	112	3.6
VIOLATIONS			9,839	204	1,361	1,914	2,361	581	693	208	341	129	394	863	312	47	221	98	112	3.7
ATTEMPTS			326	43	97	90	67	9	11	5	1		1	2						1.4
Compiled Laws	Offense	Max. Penalty																		
333.74012B-A	Contr. Sub. - Del/Mfg (Sched. 1-3), Except Marijuana	7 ATTEMPTS	31		7	11	8	1	3				1							1.6
333.74012B-B	Contr. Sub. - Del/Mfg (Subs added Sched. 1-3 by Rule)	7 ATTEMPTS	1			1														1.1
333.74012B1	Contr. Sub. - Del/Mfg Meth/Ecstasy	20 ATTEMPTS	59 3	1	2 2	2	7	6	13	2	2	3	8 1	13						4.0 2.3
333.74012C-A	Contr. Sub. - Del/Mfg (Sched. 4)	4 ATTEMPTS	5			2	3													1.7
333.74012D1	Contr. Sub. - Del/Mfg 45 or More Kilograms Marijuana	15 ATTEMPTS	7 2		2 2	3		1			1									1.8 1.0
333.74012D2	Contr. Sub. - Del/Mfg 5 to <45 Kilograms Marijuana	7 ATTEMPTS	10 1	1	3	1	3	1	2											1.8 .5
333.74012D3	Contr. Sub. - Del/Mfg Marijuana	4 ATTEMPTS	138 4	9 2	42	53 2	26	3	5											1.3 .8
333.7401C2A	Contr. Sub. - Operate/Maintain Lab	10 ATTEMPTS	8		1	3	1		1	1				1						2.5
333.7401C2B	Contr. Sub. - Operate/Maintain Lab Near Minor	20 ATTEMPTS	10			2			1	3	1		1	2						4.4
333.7401C2C	Contr. Sub. - Operate/Maintain Lab Involving Hazardous Waste	20 ATTEMPTS	13				3	1	3		2		1	3						3.7
333.7401C2D	Contr. Sub. - Operate/Maintain Lab Near Specified Places	20 ATTEMPTS	12			1	2	3	1	1		1		3						3.5
333.7401C2E	Contr. Sub. - Operate/Maintain Lab Involving Firearm	25 ATTEMPTS	4						1	1				2						5.8
333.7401C2F	Contr. Sub. - Operate/Maintain Lab Involving Meth	20 ATTEMPTS	170 1		1	6	38 1	8	55	4	7	16	13	20	2					3.5 1.9
333.74022A	Contr. Sub. - Create/Del./Intent Counterfeit (Narcotic)	10 ATTEMPTS	1			1														1.5
333.74022E	Contr. Sub. - Create/Deliver Analogue	15 ATTEMPTS	3			1		1			1									2.6
333.74032A2	Contr. Sub. - Possess 450 - 999 Grams (Narcotic)	30 ATTEMPTS	2						1					1						4.5
333.74032A3	Contr. Sub. - Possess 50 - 449 Grams (Narcotic)	20 ATTEMPTS	12		1		1		2		2		1	5						5.0
333.74032A4	Contr. Sub. - Possess 25 - 49 Grams (Narcotic)	4 ATTEMPTS	2		1			1												1.7

NOTE: Be sure to check for related offense codes when examining a particular type of crime. They may or may not be in sequential order or even on the same page.

B2 2010 Commitments by Minimum Term Distribution — All Offenses

Includes Additional Sentences Imposed

Page 4 of 18

B - 7

GRAND TOTALS			TOTAL*	.5	1	1.5	2	2.5	3	3.5	4	4.5	5	10	15	20	25	>25	LIFE	AVG
VIOLATIONS			10,170	247	1,458	2,004	2,428	590	704	213	342	129	395	865	312	47	221	98	112	3.6
ATTEMPTS			9,839	204	1,361	1,914	2,361	581	693	208	341	129	394	863	312	47	221	98	112	3.7
Compiled Laws	Offense	Max. Penalty	326	43	97	90	67	9	11	5	1		1	2						1.4
333.74032A5	Contr. Sub. - Possess <25 Grams (Narcotic)	4 ATTEMPTS	198	24	67	62	29	9	5		2									1.2
333.74032B-A	Contr. Sub. - Possess Analogues/Sched. 1-4	2 ATTEMPTS	3	1	2															.8
333.74032B1	Contr. Sub. - Possess Methamphetamine	10 ATTEMPTS	27	2	8	11	3	3												1.3
333.74032D	Contr. Sub. - Possess Marijuana	1 ATTEMPTS	87		9	37	25	2	7	3	2		1	1						1.8
333.7405D	Contr. Sub. - Maintain Drug House	2 ATTEMPTS	5	1		2	2													1.3
333.74071C	Contr. Sub. - Obtain by Fraud	4 ATTEMPTS	9	1	5	3														1.0
333.74071G	Contr. Sub. - Counterfeit Prescription Form	4 ATTEMPTS	10		1	6	2		1											1.4
333.7407A1-A	Contr. Sub. - Attempt Felony	LIFE ATTEMPTS	5	1	1	1	1		1											1.4
333.74101-D	Contr. Sub. - Delivery to Minor, Sched. 4 and Marijuana	8 ATTEMPTS	1			1	1													2.0
333.74102-A	Contr. Sub. - Deliver <50 Grams, School Prop. (Narc/Cocaine)	60 ATTEMPTS	2		1		1													1.1
333.74103	Contr. Sub. - Intent Deliver <50 Grams, School Prop (Narc.)	40 ATTEMPTS	2																	1.4
333.74104-A	Contr. Sub. - Possess on School/Library Prop. (Narc./Coc.) <25 Gr	8 ATTEMPTS	2		2															1.0
333.74104-B	Contr. Sub. - Possess on School/Library Property (Sched.1-4)	4 ATTEMPTS	8				6				1			1						2.8
333.74104-D	Contr. Sub. - Possess Marijuana, on School/Library Property	2 ATTEMPTS	4				4													2.0
400.601-B	Fraud - Welfare, Over \$500	4 ATTEMPTS	1		1		1													1.0
436.17012	Alcohol - Sell/Furnish to Minor, Causing Death	10 ATTEMPTS	3	1	1		1													1.1
445.4332	Buy/Sell Stolen Non Ferrous Metals - 1st Offense	5 ATTEMPTS	1			1			1											1.9
445.65	Identity Theft	5 ATTEMPTS	3	1		1														1.5
			2			1	1													1.6
			1						1											3.0
			2		2															.9
			40	1	17	10	7	3	2											1.4

NOTE: Be sure to check for related offense codes when examining a particular type of crime. They may or may not be in sequential order or even on the same page.

B2 2010 Commitments by Minimum Term Distribution — All Offenses

Includes Additional Sentences Imposed

Page 5 of 18

B - 8

			TOTAL*	.5	1	1.5	2	2.5	3	3.5	4	4.5	5	10	15	20	25	>25	LIFE	AVG	
GRAND TOTALS			10,170	247	1,458	2,004	2,428	590	704	213	342	129	395	865	312	47	221	98	112	3.6	
VIOLATIONS			9,839	204	1,361	1,914	2,361	581	693	208	341	129	394	863	312	47	221	98	112	3.7	
ATTEMPTS			326	43	97	90	67	9	11	5	1		1	2						1.4	
Compiled Laws	Offense	Max. Penalty																			
445.67	Identity Theft - Obtain/Possess/ Transfer ID w/Intent	5 ATTEMPTS	5		1	2	1	1													1.7
500.45111	Insurance - Fraudulent Acts	4 ATTEMPTS	3		1	2															1.3
570.152	Contractor - Fraudulent Use of Building Contract Fund	3 ATTEMPTS	1				1														2.0
722.6335B	Child Abuse - Intentional False Report Felony	VAR ATTEMPTS	1				1														1.9
750.110	Breaking & Entering - Bldg. w/Intent	15 ATTEMPTS	372	14	52	84	110	34	30	15	15	2	5	10	1						2.0
750.110-A	Breaking & Entering - Unoccupied Bldg. w/Intent	10 ATTEMPTS	34	4	13	5	9	1	1	1											1.3
750.110A2	Home Invasion - 1st Degree	20 ATTEMPTS	1							1											3.8
750.110A2	Home Invasion - 1st Degree	20 ATTEMPTS	340	2	6	15	45	19	39	9	13	15	35	105	30	1	4	2			5.5
750.110A3	Home Invasion - 2nd Degree	15 ATTEMPTS	18	2	6	6	3		1												1.3
750.110A3	Home Invasion - 2nd Degree	15 ATTEMPTS	558	12	36	59	164	68	75	17	39	11	35	38	3		1				2.8
750.110A4	Home Invasion - 3rd Degree	5 ATTEMPTS	13	1	4	4	3				1										1.4
750.110A4	Home Invasion - 3rd Degree	5 ATTEMPTS	76		11	30	21	10	2	1	1										1.6
750.111	Breaking & Entering - Entry w/o Breaking, w/Intent	5 ATTEMPTS	1																		1.3
750.111	Breaking & Entering - Entry w/o Breaking, w/Intent	5 ATTEMPTS	27	2	9	5	7	3					1								1.5
750.116	Burglar's Tools - Possess	10 ATTEMPTS	1		1																1.0
750.116	Burglar's Tools - Possess	10 ATTEMPTS	17	1	2	3	5	1		1	4										2.2
750.1227A	Witness - Bribe/Intimidate/ Interfere	4 ATTEMPTS	9			4	4	1													1.6
750.1227B	Witness - Bribe/Intimidate/ Interfere	10 ATTEMPTS	4		1	1		1					1								2.4
750.1227C	Witness - Intimidate/Threaten to Kill or Injure	15 ATTEMPTS	6					2		1			1	2							4.4
750.1228	Witness - Retaliate Against	10 ATTEMPTS	1					1													2.1
750.1313B2	Check - Non-Sufficient Funds, \$100 - <\$500 - 3rd+ Offense	2 ATTEMPTS	1			1															1.5
750.1313C	Check - Non-Sufficient Funds, \$500 or more	2 ATTEMPTS	3		2	1															1.0
750.131A1	Check - No Account	2 ATTEMPTS	14		2	10	2														1.3

NOTE: Be sure to check for related offense codes when examining a particular type of crime. They may or may not be in sequential order or even on the same page.

B2 2010 Commitments by Minimum Term Distribution — All Offenses

Includes Additional Sentences Imposed

Page 6 of 18

B - 9

			TOTAL*	.5	1	1.5	2	2.5	3	3.5	4	4.5	5	10	15	20	25	>25	LIFE	AVG
GRAND TOTALS			10,170	247	1,458	2,004	2,428	590	704	213	342	129	395	865	312	47	221	98	112	3.6
VIOLATIONS			9,839	204	1,361	1,914	2,361	581	693	208	341	129	394	863	312	47	221	98	112	3.7
ATTEMPTS			326	43	97	90	67	9	11	5	1		1	2						1.4
Compiled Laws	Offense	Max. Penalty																		
750.131A2	Check - Non-Sufficient Funds, Three w/in 10 days	2 ATTEMPTS	9		1	5	3													1.3
750.136B2	Child Abuse - 1st Degree	15 ATTEMPTS	22				3	1	5	2	1		1	7	2					5.3
750.136B3	Child Abuse - 2nd Degree	4 ATTEMPTS	2				1			1										2.6
750.136B3	Child Abuse - 2nd Degree	4 ATTEMPTS	11		2	4	1	3	1											1.7
750.136B4	Child Abuse - 3rd Degree	2 ATTEMPTS	1		1															1.0
750.136B4	Child Abuse - 3rd Degree	2 ATTEMPTS	6			3	2		1											1.8
750.145A-A	Children - Accost for Immoral Purposes	4 ATTEMPTS	4			1	2		1											2.0
750.145C	Child Sexually Abusive Activity	20 ATTEMPTS	2									1			1					8.6
750.145C2	Child Sexually Abusive Activity	20 ATTEMPTS	35			2	4	1			4	1		12	11					7.5
750.145C3	Child Sexually Abusive Activity, Promote or Distribute	7 ATTEMPTS	4		1	1	2													1.5
750.145C4-A	Child Sexually Abusive Material, Possess	4 ATTEMPTS	11		3	2	4	1	1											1.6
750.145D2D	Computer/Internet - Plan Crime w/ Other, Max 4 - <10 yrs	10 ATTEMPTS	4			2	1	1												1.8
750.145D2F	Computer/Internet - Plan Crime w/ Other, Max 15+ yrs	20 ATTEMPTS	6		2	2	1							1						2.2
750.145N1	Vulnerable Adult Abuse - 1st Degree	15 ATTEMPTS	1											1						6.0
750.157A	Compounding Offenses	5 ATTEMPTS	1						1											3.0
750.157B2	Homicide - Solicitation of Murder	LIFE ATTEMPTS	2												1				1	15.0
750.157N1	Financial Transaction Device - Steal/Retain w/o Consent	4 ATTEMPTS	51	4	20	18	8	1												1.2
750.157P	Financial Transaction Device - Possess w/Intent to Use/Sell	4 ATTEMPTS	1	1																.3
750.157P	Financial Transaction Device - Possess w/Intent to Use/Sell	4 ATTEMPTS	4		2	1	1													1.3
750.157Q	Financial Transaction Device - Illegal Sale/Use	4 ATTEMPTS	12	1	4	2	1	2	2											1.6
750.157W1C1	Financial Trans. Device - Fraud Withdraw/Transfer, \$1K - <\$20K	5 ATTEMPTS	1		1															.8
750.157W1C1	Financial Trans. Device - Fraud Withdraw/Transfer, \$1K - <\$20K	5 ATTEMPTS	1		1															1.0

NOTE: Be sure to check for related offense codes when examining a particular type of crime. They may or may not be in sequential order or even on the same page.

B2 2010 Commitments by Minimum Term Distribution — All Offenses

Includes Additional Sentences Imposed

Page 7 of 18

B - 10

			TOTAL*	.5	1	1.5	2	2.5	3	3.5	4	4.5	5	10	15	20	25	>25	LIFE	AVG
GRAND TOTALS			10,170	247	1,458	2,004	2,428	590	704	213	342	129	395	865	312	47	221	98	112	3.6
VIOLATIONS			9,839	204	1,361	1,914	2,361	581	693	208	341	129	394	863	312	47	221	98	112	3.7
ATTEMPTS			326	43	97	90	67	9	11	5	1		1	2						1.4
Compiled Laws	Offense	Max. Penalty																		
750.15911	Criminal Enterprise - Conduct	20	32		3		4	1	4	1	1		3	12	2		1			5.8
	ATTEMPTS																			
750.15913	Criminal Enterprise - Racketeering Proceeds	20	1							1										3.3
	ATTEMPTS																			
750.160	Dead Bodies - Disinterment and Mutilation	10	1		1															.8
	ATTEMPTS																			
750.165	Child Support - Fail to Pay	4	67	1	16	27	15	1	6	1										1.5
	ATTEMPTS		5		1	4														1.1
750.1744A	Embezzle - Agent or Trustee, \$1K - <\$20K	5	9	1	1	1	4		2											1.8
	ATTEMPTS		1	1																.3
750.1744B	Embezzle - Agent or Trustee, \$200 - <\$1K - 2nd+ Offense	5	2				2													1.9
	ATTEMPTS																			
750.1745A	Embezzle - Agent or Trustee, \$20K - <\$50K	10	6		1	2	3													1.5
	ATTEMPTS																			
750.1746	Embezzle - \$50K - <\$100K	15	8		1	1	4	1		1										2.0
	ATTEMPTS																			
750.1747	Embezzlement - \$100K or More	15	14		2	2	2			2	1		2	2	1					3.8
	ATTEMPTS																			
750.174A4A	Embezzlement - From Vulnerable Adult, \$1K - <\$20K	5	5		2	2	1													1.3
	ATTEMPTS																			
750.174A5A	Embezzlement - From Vulnerable Adult, \$20K or More	10	1				1							1						7.0
	ATTEMPTS		1																	2.0
750.186A	Escape - Juvenile Facility	4	3			1	2													1.7
	ATTEMPTS																			
750.193	Escape - Prison	5	5		1	2	2													1.4
	ATTEMPTS																			
750.1951	Escape - From Misdemeanor Jail Sentence	2	2			1			1											2.0
	ATTEMPTS																			
750.1952	Escape - From Felony Jail Sentence	4	8		1	4	2		1	1										1.9
	ATTEMPTS		1	1																1.0
750.1972	Escape - Awaiting Trial for Felony	4	12		1	2	5	2	1		1									2.1
	ATTEMPTS																			
750.197C-A	Assault of Prison Employee	4	70	1	8	15	25	7	5	2	2		3	2						2.1
	ATTEMPTS		8	4	2	2														.7
750.199A	Bond - Abscond or Forfeit	4	17			9	5	2	1											1.7
	ATTEMPTS		1		1															1.0

NOTE: Be sure to check for related offense codes when examining a particular type of crime. They may or may not be in sequential order or even on the same page.

B2 2010 Commitments by Minimum Term Distribution – All Offenses

Includes Additional Sentences Imposed

Page 8 of 18

TT - B

			TOTAL*	.5	1	1.5	2	2.5	3	3.5	4	4.5	5	10	15	20	25	>25	LIFE	AVG
GRAND TOTALS			10,170	247	1,458	2,004	2,428	590	704	213	342	129	395	865	312	47	221	98	112	3.6
VIOLATIONS			9,839	204	1,361	1,914	2,361	581	693	208	341	129	394	863	312	47	221	98	112	3.7
ATTEMPTS			326	43	97	90	67	9	11	5	1		1	2						1.4
Compiled Laws	Offense	Max. Penalty																		
750.20011A	Harmful Devices - Unlawful Possession/Use	15 ATTEMPTS	1				1													1.6
750.2072B	Explosives - Place Near Property Cause Property Damage	20 ATTEMPTS	1											1						10.0
750.2091A	Explosives - Place w/Intent to Injure	15 ATTEMPTS	1						1											3.0
750.211A2A	Explosives - Mfg/Possess Explosive/ Other w/Malicious Intent	15 ATTEMPTS	2				1	1												2.2
750.211A2A-A	Explosives - Mfg/Possess Molotov Cocktail	4 ATTEMPTS	1		1															1.0
750.211A2B	Explosives - Mfg/Possess Molotov Cocktail/Other w/Prop. Damage	20 ATTEMPTS	2										1	1						5.9
750.213	Extortion	20 ATTEMPTS	10			1	1		3		1	1	1	2						4.1
			2			1	1													1.6
750.2153	Impersonate Peace Officer to Commit Crime	4 ATTEMPTS	1			1														1.5
750.2184A	False Pretenses - \$1K - <\$20K	5 ATTEMPTS	21	1	3	7	6	1	2				1							1.7
750.2184B	False Pretenses - \$200 - <\$1K - 2nd+ Offense	5 ATTEMPTS	1							1										3.3
750.2185A	False Pretenses - \$20K or More	10 ATTEMPTS	9	1		1	3	2		1	1									2.0
			1		1															.8
750.219E	Financial Institution - Unauthorized Credit Application	4 ATTEMPTS	1				1													2.0
750.2241-A	Weapons - Dangerous Weapon, Misc.	5 ATTEMPTS	5		3	1	1													1.0
750.224A	Weapons - Taser, Possession or Sale Taser	4 ATTEMPTS	1				1													1.9
750.224B	Weapons - Firearms, Short-Barrel Shotgun/Rifle	5 ATTEMPTS	8		4		2		2											1.7
750.224F	Weapons - Firearms, Possession by Felon	5 ATTEMPTS	176	10	50	27	39	9	24	4	8		2	3						1.8
750.226	Weapons - Dangerous Weapon, Carry w/Unlawful Intent	5 ATTEMPTS	6		1	1	3											1		12.9
750.227	Weapons - Carry Concealed	5 ATTEMPTS	100	1	25	29	35	4	4				1						1	1.5
			3	1	1	1														.7

NOTE: Be sure to check for related offense codes when examining a particular type of crime. They may or may not be in sequential order or even on the same page.

B2 2010 Commitments by Minimum Term Distribution — All Offenses

Includes Additional Sentences Imposed

Page 9 of 18

B - 12

GRAND TOTALS			TOTAL*	.5	1	1.5	2	2.5	3	3.5	4	4.5	5	10	15	20	25	>25	LIFE	AVG
VIOLATIONS			10,170	247	1,458	2,004	2,428	590	704	213	342	129	395	865	312	47	221	98	112	3.6
ATTEMPTS			9,839	204	1,361	1,914	2,361	581	693	208	341	129	394	863	312	47	221	98	112	3.7
Compiled Laws	Offense	Max. Penalty	326	43	97	90	67	9	11	5	1		1	2						1.4
750.227B-A	Weapons - Felony Firearm	2 ATTEMPTS	500				500													2.0
			1				1													2.0
750.227B-B	Weapons - Felony Firearm - 2nd Offense	5 ATTEMPTS	33										33							5.0
750.227C	Weapons - Firearms, Possess Loaded in Vehicle	2 ATTEMPTS	1	1																.3
750.227G9A	Weapons - Body Armor - Possess/Use by Violent Felon	4 ATTEMPTS	1				1													2.0
750.234A	Weapons - Firearms, Discharge from Vehicle	4 ATTEMPTS	2			1	1													1.6
750.234B	Weapons - Firearms, Discharge in/at Bldg.	4 ATTEMPTS	6			4	1				1									1.7
750.2374	Weapons - Firearms, Discharge OUIL Cause Death	15 ATTEMPTS	1															1		33.0
750.248	Forgery	14 ATTEMPTS	15	2	1	7	3		2											1.5
750.249	Utter & Publish	14 ATTEMPTS	161	6	41	59	43	5	2	1	2		1	1						1.5
			14	4	2	6	2													1.1
750.251	Forge Bank Bills/Promissory Notes	7 ATTEMPTS	1			1														1.3
750.253	Utter & Publish - Counterfeit Bills/Notes	5 ATTEMPTS	3		2		1													1.2
750.254	Utter & Publish - Possess Counterfeit Bank/State/Bills	5 ATTEMPTS	2		1	1														1.1
750.316	Homicide	LIFE ATTEMPTS	4																4	
750.316-A	Homicide - Murder 1st Degree, Premeditated	LIFE ATTEMPTS	35																	35
750.316-B	Homicide - Felony Murder	LIFE ATTEMPTS	43																	43
750.316-C	Homicide - Open Murder, Statutory Short Form	LIFE ATTEMPTS	12																	12
750.317	Homicide - Murder 2nd Degree	LIFE ATTEMPTS	193										1	21	34	10	73	48	6	22.6
750.317A	Deliver Controlled Substance Cause Death	LIFE ATTEMPTS	5						2						2		1			9.0

NOTE: Be sure to check for related offense codes when examining a particular type of crime. They may or may not be in sequential order or even on the same page.

B2 2010 Commitments by Minimum Term Distribution — All Offenses

Includes Additional Sentences Imposed

Page 10 of 18

B - 13

			TOTAL*	.5	1	1.5	2	2.5	3	3.5	4	4.5	5	10	15	20	25	>25	LIFE	AVG
GRAND TOTALS			10,170	247	1,458	2,004	2,428	590	704	213	342	129	395	865	312	47	221	98	112	3.6
VIOLATIONS			9,839	204	1,361	1,914	2,361	581	693	208	341	129	394	863	312	47	221	98	112	3.7
ATTEMPTS			326	43	97	90	67	9	11	5	1		1	2						1.4
Compiled Laws	Offense	Max. Penalty																		
750.321	Homicide - Manslaughter	15 ATTEMPTS	11			1	1				1		2	6						6.1
750.321-A	Homicide - Manslaughter, Statutory Short Form	15 ATTEMPTS	26 2		2				4 2	1	2		6	8	2	1				6.0 3.0
750.321-C	Homicide - Manslaughter, Involuntary	15 ATTEMPTS	32 1			1 1	6	2	3		1		7	10	2					5.1 1.5
750.321-E	Homicide - Manslaughter w/ Motor Vehicle	15 ATTEMPTS	11				1		1		1		2	6						5.6
750.324	Homicide - Negligent Homicide	2 ATTEMPTS	4			2	1		1											1.8
750.329	Homicide - Manslaughter, Death w/ Weapon, Aim w/o Malice	15 ATTEMPTS	3						1	1			1							3.6
750.335A	Indecent Exposure (Sexually Delinquent Person)	1 ATTEMPTS	1						1											3.0
750.335A2B	Aggravated Indecent Exposure	2 ATTEMPTS	14	1	3	7	1	1	1											1.3
750.335A2C	Indecent Exposure by Sexually Delinquent Person	LIFE ATTEMPTS	6			1	1						2	2						5.1
750.338	Gross Indecency Between Males, Commit/Procure	5 ATTEMPTS	1		1															1.0
750.338B	Gross Indecency Between Male & Female, Commit/Procure	5 ATTEMPTS	4 1						1	1	2			1						3.4 10.0
750.349	Kidnapping	LIFE ATTEMPTS	9							1	1		1	1	2	1	1	1		14.5
750.349B	Unlawful Imprisonment	15 ATTEMPTS	15 4		1		1	1		1	3			4	4					7.0 2.2
750.350	Kidnapping - Child Enticement	LIFE ATTEMPTS	2 1								1							1		19.4 .9
750.350A1	Kidnapping - Custodial Interference	1 ATTEMPTS	1		1															.7
750.3562A	Larceny - \$20K or More	10 ATTEMPTS	2			1								1						3.9
750.3562B	Larceny - \$1K - <\$20K - 3rd+ Offense	10 ATTEMPTS	1		1															1.0
750.3563A	Larceny - \$1K - <\$20K	5 ATTEMPTS	32		2	14	12	2	2											1.7

NOTE: Be sure to check for related offense codes when examining a particular type of crime. They may or may not be in sequential order or even on the same page.

B2 2010 Commitments by Minimum Term Distribution — All Offenses

Includes Additional Sentences Imposed

Page 11 of 18

B - 14

GRAND TOTALS			TOTAL*	.5	1	1.5	2	2.5	3	3.5	4	4.5	5	10	15	20	25	>25	LIFE	AVG
VIOLATIONS			10,170	247	1,458	2,004	2,428	590	704	213	342	129	395	865	312	47	221	98	112	3.6
ATTEMPTS			9,839	204	1,361	1,914	2,361	581	693	208	341	129	394	863	312	47	221	98	112	3.7
Compiled Laws	Offense	Max. Penalty	326	43	97	90	67	9	11	5	1		1	2						1.4
750.3565	Larceny - Less Than \$200	MISD ATTEMPTS	1		1															.8
750.356A	Larceny - From Motor Vehicle	10 ATTEMPTS	3	1		1			1											1.5
750.356A1	Larceny - From Motor Vehicle	5 ATTEMPTS	50	1	15	14	16	2	2											1.5
750.356A2C1	Breaking & Entering - Vehicle/Semi-Trailer/House Trailer, \$1K - <\$20K	5 ATTEMPTS	5	3	2															.6
750.356A3	Breaking & Entering - Vehicle Semi-Trailer/House Trailer, w/ Damage	5 ATTEMPTS	6		4		2													1.2
750.356C	Retail Fraud - 1st Degree	5 ATTEMPTS	32	1	13	11	5	2												1.3
750.356D	Retail Fraud - 2nd Degree	1 ATTEMPTS	259	8	87	74	56	12	12		9		1							1.5
750.357	Larceny from Person	10 ATTEMPTS	1			1							1							1.3
750.357B	Weapons - Firearms - Larceny	5 ATTEMPTS	1										1							5.0
750.360	Larceny in Building	4 ATTEMPTS	96	6	14	20	26	11	7	3	4		3	2						2.0
750.3622A	Larceny by Conversion, \$20K or More	10 ATTEMPTS	1	1																.3
750.3623A	Larceny By Conversion, \$1K - <\$20K	5 ATTEMPTS	11			6	3	1					1							1.9
750.362A3A	Fail to Return Rented Property, \$1K - <\$20K	5 ATTEMPTS	136	4	38	49	33	6	6											1.4
750.3673A	Larceny - Trees & Shrubs, \$1K - <\$20K	5 ATTEMPTS	6		1	5														1.2
750.377A1B1	Malicious Destruction Pers. Prop., \$1K - <\$20K	5 ATTEMPTS	4				1		1				1							3.5
750.377A1B2	Malicious Destruction Pers. Prop., \$200 - <\$1K - 2nd+ Offense	5 ATTEMPTS	9		2	3	2	2												1.6
750.377B	Malicious Destruction Fire/Police Property	4 ATTEMPTS	1		1															1.7
750.3803A	Malicious Destruction of Bldg., \$1K - <\$20K	5 ATTEMPTS	1		1															1.0
			1				1													1.9
			14		5	2	4	1		2										1.7
			2			1	1													1.7
			24			15	5	2	1		1									1.7
			9		4	4	1													1.2

NOTE: Be sure to check for related offense codes when examining a particular type of crime. They may or may not be in sequential order or even on the same page.

B2 2010 Commitments by Minimum Term Distribution — All Offenses

Includes Additional Sentences Imposed

Page 12 of 18

B - 15

			TOTAL*	.5	1	1.5	2	2.5	3	3.5	4	4.5	5	10	15	20	25	>25	LIFE	AVG	
GRAND TOTALS			10,170	247	1,458	2,004	2,428	590	704	213	342	129	395	865	312	47	221	98	112	3.6	
VIOLATIONS			9,839	204	1,361	1,914	2,361	581	693	208	341	129	394	863	312	47	221	98	112	3.7	
ATTEMPTS			326	43	97	90	67	9	11	5	1		1	2						1.4	
Compiled Laws	Offense	Max. Penalty																			
750.383A	Malicious Destruction of Prop., Utility Prop.	4 ATTEMPTS	4	1	3																.7
750.411A1B	False Report of Felony	4 ATTEMPTS	14		3	4	5				2										1.7
750.411H2B	Stalking a Minor	5 ATTEMPTS	1							1											3.3
750.411I	Stalking - Aggravated	5 ATTEMPTS	27	1	2	11	7	5						1							1.8
750.411S2A	Unlawful Posting Message	2 ATTEMPTS	2		1	1															1.5
750.411U	Gang Membership - Assoc/Member Commit/Attempt Felony	20 ATTEMPTS	2																		1.0
750.413	Motor Vehicle - Unlawful Drive Away	5 ATTEMPTS	3							2				1							4.3
750.414	Motor Vehicle - Unlawful Use	2 ATTEMPTS	139	1	33	43	46	8	5	1	2										1.6
750.415	Motor Vehicle - Possess/Deliver - ID Plates or Labels	2 ATTEMPTS	12		5	7															1.1
750.4155	Motor Vehicle - Possess/Deliver - ID Plates or Labels	4 ATTEMPTS	1	1																	.5
750.423	Perjury - Other Than Court Proceeding	15 ATTEMPTS	1		1																.8
750.424-B	Perjury - Subornation, Court Proceeding	15 ATTEMPTS	1						1												3.0
750.451-D	Prostitution - 3rd+ Offense	2 ATTEMPTS	7	1	4	2															.9
750.4792	Public Officer - Assault/Obstruct	2 ATTEMPTS	6		1	5															1.2
750.4793	Public Officer - Assault/Obstruct Cause Injury	4 ATTEMPTS	1				1														1.8
750.4794	Public Officer - Assault/Obstruct Cause Serious Injury	10 ATTEMPTS	1								1										4.0
750.479A2	Police Officer - Flee (Penal Code) 4th Degree	2 ATTEMPTS	8		4	4															1.1
750.479A3	Police Officer - Flee (Penal Code) 3rd Degree	5 ATTEMPTS	37		8	12	10	3	2		1		1								1.7
750.479A4-A	Police Officer - Flee (Penal Code) 2nd Degree	10 ATTEMPTS	3				1	1					1								2.8

NOTE: Be sure to check for related offense codes when examining a particular type of crime. They may or may not be in sequential order or even on the same page.

B2 2010 Commitments by Minimum Term Distribution – All Offenses

Includes Additional Sentences Imposed

Page 13 of 18

B - 16

			TOTAL*	.5	1	1.5	2	2.5	3	3.5	4	4.5	5	10	15	20	25	>25	LIFE	AVG
GRAND TOTALS			10,170	247	1,458	2,004	2,428	590	704	213	342	129	395	865	312	47	221	98	112	3.6
VIOLATIONS			9,839	204	1,361	1,914	2,361	581	693	208	341	129	394	863	312	47	221	98	112	3.7
ATTEMPTS			326	43	97	90	67	9	11	5	1		1	2						1.4
Compiled Laws	Offense	Max. Penalty																		
750.479B2	Peace Officer - Disarm Firearm	10	1			1														1.5
	ATTEMPTS		3		1	1	1													1.5
750.483A2B	Interfere w/ Crime Report Threat to Kill/Injure	10	4				1	1			1		1							3.3
	ATTEMPTS																			
750.483A4B	Interfere w/ Police Investigation Threat to Kill/Injure	10	1						1											3.0
	ATTEMPTS																			
750.483A6A	Tamper w/ Evidence	4	1			1														1.1
	ATTEMPTS																			
750.483A6B	Tamper w/ Evidence - Criminal Case Max >10 yr Term	10	1			1														1.5
	ATTEMPTS																			
750.49-B	Animals - Attend Fight	4	1	1																.3
	ATTEMPTS																			
750.502D	Anhydrous Ammonia Container, Unauthorized Tampering	4	1			1														1.3
	ATTEMPTS																			
750.505-A	Obstruction of Justice	5	5			2	2		1											1.8
	ATTEMPTS																			
750.505-B	Accessory After the Fact to Felony	5	9		1	3	3		1		1									1.9
	ATTEMPTS		1			1														1.5
750.50B	Animals - Kill/Torture	4	5		1	1	3													1.6
	ATTEMPTS																			
750.520B	CSC - 1st Degree - Multiple Variables	LIFE	37								1	1	1	13	13	2	2	3	1	14.7
	ATTEMPTS																			
750.520B1A	CSC - 1st Degree - Person Under 13	LIFE	67					3		1			3	16	11	4	25	2	2	15.8
	ATTEMPTS		1					1												2.4
750.520B1B	CSC - 1st Degree - Relationship	LIFE	45				1		1	1			3	16	13	4	5	1		12.1
	ATTEMPTS																			
750.520B1C	CSC - 1st Degree - During Felony	LIFE	4														4			20.7
	ATTEMPTS																			
750.520B1D	CSC - 1st Degree - Accomplices	LIFE	2											2						10.0
	ATTEMPTS																			
750.520B1E	CSC - 1st Degree - Weapon Used	LIFE	7										1	2			2	2		21.8
	ATTEMPTS																			
750.520B1F	CSC - 1st Degree - Personal Injury	LIFE	6					1	1					1	2		1			10.7
	ATTEMPTS																			
750.520B1G	CSC - 1st Degree - Injury to Incapacitated Victim	LIFE	1									1								4.5
	ATTEMPTS																			

NOTE: Be sure to check for related offense codes when examining a particular type of crime. They may or may not be in sequential order or even on the same page.

B2 2010 Commitments by Minimum Term Distribution – All Offenses

Includes Additional Sentences Imposed

Page 14 of 18

B - 17

			TOTAL*	.5	1	1.5	2	2.5	3	3.5	4	4.5	5	10	15	20	25	>25	LIFE	AVG
GRAND TOTALS			10,170	247	1,458	2,004	2,428	590	704	213	342	129	395	865	312	47	221	98	112	3.6
VIOLATIONS			9,839	204	1,361	1,914	2,361	581	693	208	341	129	394	863	312	47	221	98	112	3.7
ATTEMPTS			326	43	97	90	67	9	11	5	1		1	2						1.4
Compiled Laws	Offense	Max. Penalty																		
750.520B2B	CSC - 1st Degree - Person <13, Defendant 17+ yrs.	LIFE ATTEMPTS	40						1					3	3		28	3	2	23.1
750.520B2C	CSC - 1st Degree - Person <13, Defendant 17+ yrs, 2nd Offense	LIFE ATTEMPTS	1											1						15.0
750.520C	CSC - 2nd Degree - Multiple Variables	15 ATTEMPTS	32			1	6	2	7	1	5		4	7						4.1
750.520C1A	CSC - 2nd Degree - Person Under 13	15 ATTEMPTS	99		1	10	14	7	14	3	8	4	9	26	2			1		4.6
750.520C1B	CSC - 2nd Degree - Relationship	15 ATTEMPTS	9		1	3	3	1	1											1.7
750.520C1C	CSC - 2nd Degree - During Felony	15 ATTEMPTS	23			2	6		3	1	4		2	5						3.7
750.520C1D	CSC - 2nd Degree - Accomplices	15 ATTEMPTS	1			1														1.7
750.520C1E	CSC - 2nd Degree - Weapon Used	15 ATTEMPTS	1				1													1.5
750.520C1F	CSC - 2nd Degree - Personal Injury	15 ATTEMPTS	1						1				1							3.0
750.520C1G	CSC - 2nd Degree - Injury to Incapacitated Victim	15 ATTEMPTS	1		1		2		3											1.5
750.520C2B	CSC - 2nd Degree - Person <13, Defendant 17+ yrs.	15 ATTEMPTS	6				2						1							3.0
750.520D	CSC - 3rd Degree - Multiple Variables	15 ATTEMPTS	1																	1.0
750.520D1A	CSC - 3rd Degree - Person 13-15	15 ATTEMPTS	2			1							1							3.2
750.520D1B	CSC - 3rd Degree - Force/Coercion	15 ATTEMPTS	35		1	2	5	2	2	2	5	1	6	8	1					4.5
750.520D1C	CSC - 3rd Degree - Incapacitated Victim	15 ATTEMPTS	1											1						6.7
750.520D1D	CSC - 3rd Degree - Incest	15 ATTEMPTS	46			1	3	6	4	2	3		4	21	1	1				5.9
750.520D1E	CSC - 3rd Degree - Student	15 ATTEMPTS	2				1	1												2.2
750.520E	CSC - 4th Degree - Multiple Variables	2 ATTEMPTS	130		8	10	17	8	12	3	7	5	17	31	7	2	3			5.2
750.520B2B	CSC - 1st Degree - Person <13, Defendant 17+ yrs.	LIFE ATTEMPTS	22		3	5	12	1		1										1.7
750.520D1B	CSC - 3rd Degree - Force/Coercion	15 ATTEMPTS	41		2	1	4		2		2	1	9	15	3		1	1		6.9
750.520D1C	CSC - 3rd Degree - Incapacitated Victim	15 ATTEMPTS	3		1		2													1.6
750.520D1D	CSC - 3rd Degree - Incest	15 ATTEMPTS	8				1	1	1				1	4						5.3
750.520D1E	CSC - 3rd Degree - Student	15 ATTEMPTS	13				2		2			1	3	5						5.3
750.520E	CSC - 4th Degree - Multiple Variables	2 ATTEMPTS	1				1													1.9
750.520E	CSC - 4th Degree - Multiple Variables	2 ATTEMPTS	3						1		2									3.6
750.520E	CSC - 4th Degree - Multiple Variables	2 ATTEMPTS	8		1	6					1									1.5

NOTE: Be sure to check for related offense codes when examining a particular type of crime. They may or may not be in sequential order or even on the same page.

B2 2010 Commitments by Minimum Term Distribution – All Offenses

Includes Additional Sentences Imposed

Page 15 of 18

B - 18

			TOTAL*	.5	1	1.5	2	2.5	3	3.5	4	4.5	5	10	15	20	25	>25	LIFE	AVG
GRAND TOTALS			10,170	247	1,458	2,004	2,428	590	704	213	342	129	395	865	312	47	221	98	112	3.6
VIOLATIONS			9,839	204	1,361	1,914	2,361	581	693	208	341	129	394	863	312	47	221	98	112	3.7
ATTEMPTS			326	43	97	90	67	9	11	5	1		1	2						1.4
Compiled Laws	Offense	Max. Penalty																		
750.520E1A	CSC - 4th Degree - Force/Coercion	2 ATTEMPTS	30	1	7	15	1	2	4											1.5
750.520E1A-A	CSC - 4th Degree - Victim 13-16	2 ATTEMPTS	16		3	10	1	1		1										1.5
750.520E1B	CSC - 4th Degree - Incapacitated Victim	2 ATTEMPTS	1		1															1.0
750.520E1G	CSC - 4th Degree - Incest	2 ATTEMPTS	2			1	1													1.7
750.520G1	CSC - Assault w/Intent to Commit Sexual Penetration	10 ATTEMPTS	69		2	11	13	5	8	4	5		9	10	2					3.5
750.520G2	CSC - 2nd Degree Assault	5 ATTEMPTS	2			1	1													1.7
750.529	Robbery - Armed	LIFE ATTEMPTS	11		3	3	3		1	1										1.6
750.529A	Carjacking	LIFE ATTEMPTS	531		3	7	25	38	29	33	25	30	39	164	86	9	30	13		8.1
750.530	Robbery - Unarmed	15 ATTEMPTS	4			1	2	1												1.9
750.531	Bank Robbery/Safe Breaking	LIFE ATTEMPTS	80				2	3	3	6	6	2	7	24	17	2	4	3	1	9.3
750.531-A	Bank Robbery	LIFE ATTEMPTS	244	1	18	25	54	26	38	10	21	7	18	21	2	1	2			3.2
750.531-B	Safe Breaking	LIFE ATTEMPTS	8		3	1	3			1										1.6
750.532	Seduction	5 ATTEMPTS	5		1		2				1		1							3.3
750.5352A	Stolen Prop. - Receive & Conceal, \$20K or More	10 ATTEMPTS	42	1	4	3	2	3	2	2	7	1	4	11	2					4.5
750.5353A	Stolen Prop. - Receive & Conceal, \$1K - <\$20K	5 ATTEMPTS	13		1	2			1	1	1	1	1	5						4.6
750.5353B	Stolen Prop. - Receive & Conceal, \$200 - <\$1K - 2nd+ Offense	5 ATTEMPTS	1			1														1.5
750.5357	Stolen Prop. - Receive & Conceal, Motor Vehicle	5 ATTEMPTS	1					1												2.1
750.535A2	Motor Vehicles - Operate Chop Shop	10 ATTEMPTS	9		1	3	2	2						1						2.2
			69	2	14	21	20	5	2	3	2									1.7
			1			1														1.2
			2		1	1														1.2
			109	4	54	16	28	3	3		1									1.3
			1		1															1.0
			9		4	2	2		1											1.5
			1			1														1.5

NOTE: Be sure to check for related offense codes when examining a particular type of crime. They may or may not be in sequential order or even on the same page.

B2 2010 Commitments by Minimum Term Distribution — All Offenses

Includes Additional Sentences Imposed

Page 16 of 18

B - 19

			TOTAL*	.5	1	1.5	2	2.5	3	3.5	4	4.5	5	10	15	20	25	>25	LIFE	AVG
GRAND TOTALS			10,170	247	1,458	2,004	2,428	590	704	213	342	129	395	865	312	47	221	98	112	3.6
VIOLATIONS			9,839	204	1,361	1,914	2,361	581	693	208	341	129	394	863	312	47	221	98	112	3.7
ATTEMPTS			326	43	97	90	67	9	11	5	1		1	2						1.4
Compiled Laws	Offense	Max. Penalty																		
750.535B	Weapons - Firearms, Receive & Conceal	10 ATTEMPTS	17	1	2	7	6						1							1.6
750.539J2A1	Surveil Unclothed Person	2 ATTEMPTS	1			1														1.3
750.539J2B	Capture/Distribute Image of Unclothed Person	5 ATTEMPTS	1				1													2.0
750.5405A	Interfere w/Electronic Communications	2 ATTEMPTS	5		1	2	2													1.4
750.5405B	Interfere w/Electronic Communications, Injury/Death	4 ATTEMPTS	2			1		1												1.8
750.543M	Terrorism - False Report or Threat	20 ATTEMPTS	2						1		1									3.5
750.543P	Terrorism - Use of Internet/ Telecomm. to Commit	20 ATTEMPTS	1											1						6.5
750.72	Arson - Dwelling House/ Curtilage	20 ATTEMPTS	3								1			2						6.0
750.72-A	Arson - Dwelling House	20 ATTEMPTS	31		1	3	5	2	3		1	2	3	7	2	2				5.6
			1				1													1.8
750.72-B	Arson - Dwelling House/ Curtilage	20 ATTEMPTS	3								1			2						7.9
750.73	Arson - Real Property	10 ATTEMPTS	16	1	3		3	4		1	1	1	1	1						2.7
750.741C1	Arson - Personal Property, \$1K - <\$20K	5 ATTEMPTS	2								1			1						5.4
750.75	Arson - Insured Property	10 ATTEMPTS	2			1							1							3.0
			1			1														1.3
750.771C1	Arson - Preparation to Burn Property, \$1K - <\$20K	5 ATTEMPTS	2				1	1												2.1
750.771D1	Arson - Preparation to Burn Property, \$20K or More	10 ATTEMPTS	1						1											3.0
750.814	Domestic Violence - 3rd Offense	2 ATTEMPTS	92	2	19	46	17	3	2	1	1			1						1.5
			1			1														1.5
750.81A	Assault - Aggravated	1 ATTEMPTS	1		1															1.0
750.81A3	Domestic Violence, Aggravated - 2nd Offense	2 ATTEMPTS	9		2	4	1		1		1									1.7

NOTE: Be sure to check for related offense codes when examining a particular type of crime. They may or may not be in sequential order or even on the same page.

B2 2010 Commitments by Minimum Term Distribution – All Offenses

Includes Additional Sentences Imposed

Page 17 of 18

B - 20

			TOTAL*	.5	1	1.5	2	2.5	3	3.5	4	4.5	5	10	15	20	25	>25	LIFE	AVG
GRAND TOTALS			10,170	247	1,458	2,004	2,428	590	704	213	342	129	395	865	312	47	221	98	112	3.6
VIOLATIONS			9,839	204	1,361	1,914	2,361	581	693	208	341	129	394	863	312	47	221	98	112	3.7
ATTEMPTS			326	43	97	90	67	9	11	5	1		1	2						1.4
Compiled Laws	Offense	Max. Penalty																		
750.81D1	Police Officer - Assault/Resist/Obstruct	2 ATTEMPTS	174	5	36	91	25	7	8	1	1									1.4
			3		1	2														1.0
750.81D2	Police Officer - Assault/Resist/Obstruct, Causing Injury	4 ATTEMPTS	20	2	3	7	4	3	1											1.5
750.82	Felonious Assault	4 ATTEMPTS	205	13	49	69	45	18	8		3									1.5
			8	1	1	6														1.1
750.83	Assault w/Intent to Murder	LIFE ATTEMPTS	95			1	2	1		1	1		2	29	18	6	21	11	2	15.7
750.84	Assault w/Intent to do Great Bodily Harm Less Than Murder	10 ATTEMPTS	219	1	18	14	43	21	35	9	16	4	25	24	7		2			3.6
			12			6	3	2	1											1.8
750.85	Torture	LIFE ATTEMPTS	6														3	3		31.1
750.86	Assault w/Intent to Maim	10 ATTEMPTS	3				1			1			1							3.3
750.88	Assault w/Intent to Rob While Unarmed	15 ATTEMPTS	15		1	2	5		4		2			1						2.6
			2		1			1												1.7
750.89	Assault w/Intent to Rob While Armed	LIFE ATTEMPTS	69			1	1	5	3	8	4	5	4	22	9	1	5		1	7.8
			1			1														1.3
750.90DA	Pregnant Indiv. - Oper. Under Infl., Miscarriage/Stillbirth	15 ATTEMPTS	1								1									3.6
750.91	Homicide - Attempted Murder	LIFE ATTEMPTS	3											1	2					11.6
752.10542	Copy Audio/Video for Gain - Felony	5 ATTEMPTS	3	1			1		1											1.7
752.7971C1	Computers - Fraudulent Access, \$1K - <\$20K	5 ATTEMPTS	1				1													1.7
752.7973C	Computers - Use to Commit Crime Max 2 yrs - <4 yrs	4 ATTEMPTS	2		1	1														1.0
752.7973D	Computers - Use to Commit Crime Max 4 yrs - <10 yrs	7 ATTEMPTS	24		1	10	8		1	3				1						2.0
			2				2													1.9
752.7973F	Computers - Use to Commit Crime Max 20 yrs or More	20 ATTEMPTS	2						1				1							4.0
752.811A	Breaking & Entering - Coin Operated Device	3 ATTEMPTS	2			1		1												1.8
752.861	Weapons - Firearms, Careless Use Cause Injury/Death	2 ATTEMPTS	1			1														1.2

NOTE: Be sure to check for related offense codes when examining a particular type of crime. They may or may not be in sequential order or even on the same page.

B2 2010 Commitments by Minimum Term Distribution—All Offenses

Includes Additional Sentences Imposed

Page 18 of 18

B - 21

			TOTAL*	.5	1	1.5	2	2.5	3	3.5	4	4.5	5	10	15	20	25	>25	LIFE	AVG
GRAND TOTALS			10,170	247	1,458	2,004	2,428	590	704	213	342	129	395	865	312	47	221	98	112	3.6
VIOLATIONS			9,839	204	1,361	1,914	2,361	581	693	208	341	129	394	863	312	47	221	98	112	3.7
ATTEMPTS			326	43	97	90	67	9	11	5	1		1	2						1.4
Compiled Laws	Offense	Max. Penalty																		
769.12	Habitual Offender - 4th Offense	LIFE ATTEMPTS	1																1	
800.2811	Prisons - Furnish Contraband to Prisoner in Prison	5 ATTEMPTS	2		1		1													1.5
800.2813	Prisons - Bring Contraband Into Prison	5 ATTEMPTS	8		2	4		1	1											1.5
800.2814	Prisons - Prisoner Possessing Contraband	5 ATTEMPTS	20		5	8	4	3												1.4
800.2834	Prisons - Prisoner Possessing Weapon	5 ATTEMPTS	70	2	13	33	16	2	3		1									1.4
800.283A	Prisons - Furnish Cellphone to Prisoner	5 ATTEMPTS	11	5	4	2														.7
801.2621A	Jails - Bring Weapon Into	5 ATTEMPTS	2		1		1													1.3
801.2622	Jails - Prisoner Possess Weapon	5 ATTEMPTS	1				1													2.0
801.2631	Jails - Furnish Contraband to Prisoner	5 ATTEMPTS	1			1														1.1
801.2631	Jails - Furnish Contraband to Prisoner	5 ATTEMPTS	4			2	2													1.6
801.2632	Jails - Prisoner Possessing Contraband	5 ATTEMPTS	8	1	2	2	2	1												1.3

NOTES: Be sure to check for related offense codes when examining a particular type of crime. They may or may not be in sequential order or even on the same page.

* Sentences with Insufficient Information = 5.

Largest minimum term is reported.

When minimum terms exceed maximum penalties, that may be due to anomalies in criminal justice practices, habitualized offenses, database errors, etc.

Each minimum term category is rounded up from the preceding category (for example, the ten-year category includes all minimums longer than five years up to exactly ten years).

Minimum term averages are based on raw data (with life sentences excluded from the calculations).

Source: Corrections Management Information System (CMIS).

B2a 2010 Commitments by Minimum Term Distribution – Non-Assaultive Offenses

Includes Additional Sentences Imposed

Page 1 of 8

B - 22

			TOTAL	.5	1	1.5	2	2.5	3	3.5	4	4.5	5	10	15	20	25	>25	LIFE	AVG
GRAND TOTALS			4,528	140	874	1,087	1,560	254	244	68	108	13	95	73	7		2	1	2	1.9
VIOLATIONS			4,407	115	837	1,051	1,541	253	243	67	107	13	95	73	7		2	1	2	1.9
ATTEMPTS			121	25	37	36	19	1	1	1	1									1.1
Compiled Laws	Offense	Max. Penalty																		
28.2931	State ID Card - False Application	5 ATTEMPTS	2		1			1												1.6
28.729	Sex Offender - Fail to Register	4 ATTEMPTS	76	3	23	27	17	3	2	1										1.4
			5	3	1	1														.6
28.7291A	Sex Offender - Fail to Register	4 ATTEMPTS	3		1	1							1							2.3
28.7291B	Sex Offender - Fail to Register, 2nd Offense	7 ATTEMPTS	13	1	4	3	4				1									1.4
28.7291C	Sex Offender - Fail to Register, 3rd Offense	10 ATTEMPTS	4		3		1													1.2
28.7292C	Sex Offender - Fail to Report, 3rd Offense	4 ATTEMPTS	4		1	2	1													1.4
257.254	Motor Vehicle Code - Intent to Pass False Title	10 ATTEMPTS	6		2	2	2													1.4
257.257	License Documents/Plates - Forgery	5 ATTEMPTS	5	1	2	1	1													1.1
257.3107B	Driver's License - Forge w/ Intent to Commit Crime Max 6mos-<10 yrs	5 ATTEMPTS	1		1															.8
257.6251-A	Operating Vehicle Intoxicated	MISD ATTEMPTS	2		1	1														1.2
257.62510C	Operating Vehicle Intoxicated - 3rd Offense	1 ATTEMPTS	3		1		2													1.6
257.6256	Operating Vehicle Intoxicated, Impaired - 3rd Felony	5 ATTEMPTS	1					1												2.5
257.6256D	Operating Vehicle Intoxicated, Contr. Sub. - 3rd Offense	5 ATTEMPTS	579	14	130	207	161	30	24	4	8		1							1.5
257.6257A2	Operating Vehicle Intoxicated, w/ Occupant <16 - 2nd+ Offense	5 ATTEMPTS	11		2	3	5	1												1.6
257.9041B	Operate - Allow Suspended/Revoked/ Denied to Operate	MISD ATTEMPTS	1	1																.5
257.9041C	Operate - Allow Suspended/Revoked/ Denied to Operate - 2nd+ Offense	1 ATTEMPTS	1		1															1.0
400.601-B	Fraud - Welfare, Over \$500	4 ATTEMPTS	2			1	1													1.6
445.4332	Buy/Sell Stolen Non Ferrous Metals - 1st Offense	5 ATTEMPTS	2		2															.9

NOTE: Be sure to check for related offense codes when examining a particular type of crime. They may or may not be in sequential order or even on the same page.

B2a 2010 Commitments by Minimum Term Distribution – Non-Assaultive Offenses

Includes Additional Sentences Imposed

Page 2 of 8

B - 23

GRAND TOTALS			TOTAL	.5	1	1.5	2	2.5	3	3.5	4	4.5	5	10	15	20	25	>25	LIFE	AVG
VIOLATIONS			4,407	115	837	1,051	1,541	253	243	67	107	13	95	73	7		2	1	2	1.9
ATTEMPTS			121	25	37	36	19	1	1	1	1									1.1
Compiled Laws	Offense	Max. Penalty																		
445.65	Identity Theft	5 ATTEMPTS	40	1	17	10	7	3	2											1.4
445.67	Identity Theft - Obtain/Possess/Transfer ID w/Intent	5 ATTEMPTS	5		1	2	1	1												1.7
500.45111	Insurance - Fraudulent Acts	4 ATTEMPTS	3		1	2														1.3
570.152	Contractor - Fraudulent Use of Building Contract Fund	3 ATTEMPTS	1				1													2.0
722.6335B	Child Abuse - Intentional False Report Felony	VAR ATTEMPTS	1				1													1.9
750.110	Breaking & Entering - Bldg. w/Intent	15 ATTEMPTS	372	14	52	84	110	34	30	15	15	2	5	10	1					2.0
750.110-A	Breaking & Entering - Unoccupied Bldg. w/Intent	10 ATTEMPTS	34	4	13	5	9	1	1	1										1.3
750.110A3	Home Invasion - 2nd Degree	15 ATTEMPTS	1							1										3.8
750.110A3	Home Invasion - 2nd Degree	15 ATTEMPTS	558	12	36	59	164	68	75	17	39	11	35	38	3		1			2.8
750.110A4	Home Invasion - 3rd Degree	5 ATTEMPTS	13	1	4	4	3				1									1.4
750.111	Breaking & Entering - Entry w/o Breaking, w/Intent	5 ATTEMPTS	76		11	30	21	10	2	1	1									1.6
750.116	Burglar's Tools - Possess	10 ATTEMPTS	1		1	1							1							1.3
750.111	Breaking & Entering - Entry w/o Breaking, w/Intent	5 ATTEMPTS	27	2	9	5	7	3					1							1.5
750.1227A	Witness - Bribe/Intimidate/Interfere	4 ATTEMPTS	1		1															1.0
750.1313B2	Check - Non-Sufficient Funds, \$100 - <\$500 - 3rd+ Offense	2 ATTEMPTS	17	1	2	3	5	1		1	4									2.2
750.1313C	Check - Non-Sufficient Funds, \$500 or more	2 ATTEMPTS	9			4	4	1												1.6
750.131A1	Check - No Account	2 ATTEMPTS	1			1														1.5
750.131A2	Check - Non-Sufficient Funds, Three w/in 10 days	2 ATTEMPTS	3		2	1														1.0
750.157A	Compounding Offenses	5 ATTEMPTS	14		2	10	2													1.3
750.157N1	Financial Transaction Device - Steal/Retain w/o Consent	4 ATTEMPTS	9		1	5	3													1.3
			1						1											3.0
			51	4	20	18	8	1												1.2
			1	1																.3

NOTE: Be sure to check for related offense codes when examining a particular type of crime. They may or may not be in sequential order or even on the same page.

B2a 2010 Commitments by Minimum Term Distribution — Non-Assaultive Offenses

Includes Additional Sentences Imposed

Page 3 of 8

B - 24

			TOTAL	.5	1	1.5	2	2.5	3	3.5	4	4.5	5	10	15	20	25	>25	LIFE	AVG
GRAND TOTALS			4,528	140	874	1,087	1,560	254	244	68	108	13	95	73	7		2	1	2	1.9
VIOLATIONS			4,407	115	837	1,051	1,541	253	243	67	107	13	95	73	7		2	1	2	1.9
ATTEMPTS			121	25	37	36	19	1	1	1	1									1.1
Compiled Laws	Offense	Max. Penalty																		
750.157P	Financial Transaction Device - Possess w/Intent to Use/Sell	4 ATTEMPTS	4		2	1	1													1.3
750.157Q	Financial Transaction Device - Illegal Sale/Use	4 ATTEMPTS	12	1	4	2	1	2	2											1.6
750.157W1C1	Financial Trans. Device - Fraud Withdraw/Transfer, \$1K - <\$20K	5 ATTEMPTS	1		1															1.0
750.15911	Criminal Enterprise - Conduct	20 ATTEMPTS	32		3		4	1	4	1	1		3	12	2		1			5.8
750.15913	Criminal Enterprise - Racketeering Proceeds	20 ATTEMPTS	1							1										3.3
750.160	Dead Bodies - Disinterment and Mutilation	10 ATTEMPTS	1		1															.8
750.165	Child Support - Fail to Pay	4 ATTEMPTS	67	1	16	27	15	1	6	1										1.5
750.1744A	Embezzle - Agent or Trustee, \$1K - <\$20K	5 ATTEMPTS	5	1	1	1	4		2											1.1
750.1744B	Embezzle - Agent or Trustee, \$200 - <\$1K - 2nd+ Offense	5 ATTEMPTS	9	1	1	1	4		2											1.8
750.1745A	Embezzle - Agent or Trustee, \$20K - <\$50K	10 ATTEMPTS	1		1	2	3													.3
750.1746	Embezzle - \$50K - <\$100K	15 ATTEMPTS	2			2														1.9
750.1747	Embezzlement - \$100K or More	15 ATTEMPTS	6		1	2	3													1.5
750.174A4A	Embezzlement - From Vulnerable Adult, \$1K - <\$20K	5 ATTEMPTS	8		1	1	4	1		1										2.0
750.174A5A	Embezzlement - From Vulnerable Adult, \$20K or More	10 ATTEMPTS	14		2	2	2		2	1			2	2	1					3.8
750.186A	Escape - Juvenile Facility	4 ATTEMPTS	5		2	2	1													1.3
750.193	Escape - Prison	5 ATTEMPTS	1				1							1						7.0
750.1951	Escape - From Misdemeanor Jail Sentence	2 ATTEMPTS	1				1													2.0
750.1952	Escape - From Felony Jail Sentence	4 ATTEMPTS	3			1	2													2.0
			5		1	2	2													1.4
			2			1			1											2.0
			8			4	2		1	1										1.9
			1		1															1.0

NOTE: Be sure to check for related offense codes when examining a particular type of crime. They may or may not be in sequential order or even on the same page.

B2a 2010 Commitments by Minimum Term Distribution — Non-Assaultive Offenses

Includes Additional Sentences Imposed

Page 4 of 8

B - 25

			TOTAL	.5	1	1.5	2	2.5	3	3.5	4	4.5	5	10	15	20	25	>25	LIFE	AVG
GRAND TOTALS			4,528	140	874	1,087	1,560	254	244	68	108	13	95	73	7		2	1	2	1.9
VIOLATIONS			4,407	115	837	1,051	1,541	253	243	67	107	13	95	73	7		2	1	2	1.9
ATTEMPTS			121	25	37	36	19	1	1	1	1									1.1
Compiled Laws	Offense	Max. Penalty																		
750.1972	Escape - Awaiting Trial for Felony	4 ATTEMPTS	12		1	2	5	2	1		1									2.1
750.199A	Bond - Abscond or Forfeit	4 ATTEMPTS	17			9	5	2	1											1.7
			1		1															1.0
750.2153	Impersonate Peace Officer to Commit Crime	4 ATTEMPTS	1			1														1.5
750.2184A	False Pretenses - \$1K - <\$20K	5 ATTEMPTS	21	1	3	7	6	1	2				1							1.7
750.2184B	False Pretenses - \$200 - <\$1K - 2nd+ Offense	5 ATTEMPTS	1							1										3.3
750.2185A	False Pretenses - \$20K or More	10 ATTEMPTS	9	1		1	3	2		1	1									2.0
			1		1															.8
750.219E	Financial Institution - Unauthorized Credit Application	4 ATTEMPTS	1				1													2.0
750.2241-A	Weapons - Dangerous Weapon, Misc.	5 ATTEMPTS	5		3	1	1													1.0
750.224A	Weapons - Taser, Possession or Sale	4 ATTEMPTS	1				1													1.9
750.224B	Weapons - Firearms, Short-Barrel Shotgun/Rifle	5 ATTEMPTS	8		4		2		2											1.7
750.224F	Weapons - Firearms, Possession by Felon	5 ATTEMPTS	176	10	50	27	39	9	24	4	8		2	3						1.8
750.226	Weapons - Dangerous Weapon, Carry w/Unlawful Intent	5 ATTEMPTS	6		1	1	3											1		12.9
750.227	Weapons - Carry Concealed	5 ATTEMPTS	100	1	25	29	35	4	4				1						1	1.5
			3	1	1	1														.7
750.227B-A	Weapons - Felony Firearm	2 ATTEMPTS	500				500													2.0
			1				1													2.0
750.227B-B	Weapons - Felony Firearm - 2nd Offense	5 ATTEMPTS	33										33							5.0
750.227C	Weapons - Firearms, Possess Loaded in Vehicle	2 ATTEMPTS	1	1																.3
750.227G9A	Weapons - Body Armor - Possess/Use by Violent Felon	4 ATTEMPTS	1				1													2.0
750.248	Forgery	14 ATTEMPTS	15	2	1	7	3		2											1.5

NOTE: Be sure to check for related offense codes when examining a particular type of crime. They may or may not be in sequential order or even on the same page.

B2a 2010 Commitments by Minimum Term Distribution — Non-Assaultive Offenses

Includes Additional Sentences Imposed

Page 5 of 8

B - 26

			TOTAL	.5	1	1.5	2	2.5	3	3.5	4	4.5	5	10	15	20	25	>25	LIFE	AVG
GRAND TOTALS			4,528	140	874	1,087	1,560	254	244	68	108	13	95	73	7		2	1	2	1.9
VIOLATIONS			4,407	115	837	1,051	1,541	253	243	67	107	13	95	73	7		2	1	2	1.9
ATTEMPTS			121	25	37	36	19	1	1	1	1									1.1
Compiled Laws	Offense	Max. Penalty																		
750.249	Utter & Publish	14	161	6	41	59	43	5	2	1	2		1	1						1.5
		ATTEMPTS	14	4	2	6	2													1.1
750.251	Forge Bank Bills/Promissory Notes	7	1			1														1.3
		ATTEMPTS																		
750.253	Utter & Publish - Counterfeit Bills/Notes	5	3		2		1													1.2
		ATTEMPTS																		
750.254	Utter & Publish - Possess Counterfeit Bank/State/Bills	5	2		1	1														1.1
		ATTEMPTS																		
750.3562A	Larceny - \$20K or More	10	2			1								1						3.9
		ATTEMPTS																		
750.3562B	Larceny - \$1K - <\$20K - 3rd+ Offense	10	1		1															1.0
		ATTEMPTS																		
750.3563A	Larceny - \$1K - <\$20K	5	32		2	14	12	2	2											1.7
		ATTEMPTS																		
750.3565	Larceny - Less Than \$200	MISD	1		1															.8
		ATTEMPTS																		
750.356A	Larceny - From Motor Vehicle	10	3	1		1			1											1.5
		ATTEMPTS																		
750.356A1	Larceny - From Motor Vehicle	5	50	1	15	14	16	2	2											1.5
		ATTEMPTS	5	3	2															.6
750.356A2C1	Breaking & Entering - Vehicle/Semi-Trailer/House Trailer, \$1K - <\$20K	5	6		4		2													1.2
		ATTEMPTS																		
750.356A3	Breaking & Entering - Vehicle Semi-Trailer/House Trailer, w/ Damage	5	32	1	13	11	5	2												1.3
		ATTEMPTS																		
750.356C	Retail Fraud - 1st Degree	5	259	8	87	74	56	12	12		9		1							1.5
		ATTEMPTS	1			1														1.3
750.356D	Retail Fraud - 2nd Degree	1	1										1							5.0
		ATTEMPTS																		
750.357	Larceny from Person	10	96	6	14	20	26	11	7	3	4		3	2						2.0
		ATTEMPTS	1	1																.3
750.357B	Weapons - Firearms - Larceny	5	11			6	3	1					1							1.9
		ATTEMPTS																		
750.360	Larceny in Building	4	136	4	38	49	33	6	6											1.4
		ATTEMPTS	6		1	5														1.2
750.3622A	Larceny by Conversion, \$20K or More	10	4				1		1		1		1							3.5
		ATTEMPTS																		

NOTE: Be sure to check for related offense codes when examining a particular type of crime. They may or may not be in sequential order or even on the same page.

B2a 2010 Commitments by Minimum Term Distribution — Non-Assaultive Offenses

Includes Additional Sentences Imposed

Page 6 of 8

B - 27

GRAND TOTALS			TOTAL	.5	1	1.5	2	2.5	3	3.5	4	4.5	5	10	15	20	25	>25	LIFE	AVG
VIOLATIONS			4,528	140	874	1,087	1,560	254	244	68	108	13	95	73	7		2	1	2	1.9
ATTEMPTS			4,407	115	837	1,051	1,541	253	243	67	107	13	95	73	7		2	1	2	1.9
Compiled Laws	Offense	Max. Penalty	121	25	37	36	19	1	1	1	1									1.1
750.3623A	Larceny By Conversion, \$1K - <\$20K	5 ATTEMPTS	9		2	3	2	2												1.6
750.362A3A	Fail to Return Rented Property, \$1K - <\$20K	5 ATTEMPTS	1		1															1.7
750.3673A	Larceny - Trees & Shrubs, \$1K - <\$20K	5 ATTEMPTS	1				1													1.0
750.377A1B1	Malicious Destruction Pers. Prop., \$1K - <\$20K	5 ATTEMPTS	1				1													1.9
750.377A1B2	Malicious Destruction Pers. Prop., \$200 - <\$1K - 2nd+ Offense	5 ATTEMPTS	14		5	2	4	1		2										1.7
750.3803A	Malicious Destruction of Bldg., \$1K - <\$20K	5 ATTEMPTS	2			1	1													1.7
750.383A	Malicious Destruction of Prop., Utility Prop.	5 ATTEMPTS	9		4	4	1													1.2
750.411A1B	False Report of Felony	4 ATTEMPTS	4	1	3															.7
750.411U	Gang Membership - Assoc/Member Commit/Attempt Felony	4 ATTEMPTS	14		3	4	5				2									1.7
750.413	Motor Vehicle - Unlawful Drive Away	20 ATTEMPTS	3							2				1						4.3
750.414	Motor Vehicle - Unlawful Use	5 ATTEMPTS	139	1	33	43	46	8	5	1	2									1.6
750.4155	Motor Vehicle - Possess/Deliver - ID Plates or Labels	2 ATTEMPTS	12		5	7														1.1
750.423	Motor Vehicle - Possess/Deliver - ID Plates or Labels	4 ATTEMPTS	1	1																.5
750.424-B	Perjury - Other Than Court Proceeding	15 ATTEMPTS	1		1															.8
750.451-D	Perjury - Subornation, Court Proceeding	15 ATTEMPTS	1						1											3.0
750.483A6A	Prostitution - 3rd+ Offense	2 ATTEMPTS	7	1	4	2														.9
750.483A6B	Tamper w/ Evidence	4 ATTEMPTS	1			1														1.1
750.49-B	Tamper w/ Evidence - Criminal Case Max >10 yr Term	10 ATTEMPTS	1			1														1.5
	Animals - Attend Fight	4 ATTEMPTS	1	1																.3

NOTE: Be sure to check for related offense codes when examining a particular type of crime. They may or may not be in sequential order or even on the same page.

B2a 2010 Commitments by Minimum Term Distribution — Non-Assaultive Offenses

Includes Additional Sentences Imposed

Page 7 of 8

B - 28

			TOTAL	.5	1	1.5	2	2.5	3	3.5	4	4.5	5	10	15	20	25	>25	LIFE	AVG
GRAND TOTALS			4,528	140	874	1,087	1,560	254	244	68	108	13	95	73	7		2	1	2	1.9
VIOLATIONS			4,407	115	837	1,051	1,541	253	243	67	107	13	95	73	7		2	1	2	1.9
ATTEMPTS			121	25	37	36	19	1	1	1	1									1.1
Compiled Laws	Offense	Max. Penalty																		
750.502D	Anhydrous Ammonia Container, Unauthorized Tampering	4 ATTEMPTS	1			1														1.3
750.505-A	Obstruction of Justice	5 ATTEMPTS	5			2	2		1											1.8
750.505-B	Accessory After the Fact to Felony	5 ATTEMPTS	9		1	3	3		1		1									1.9
750.50B	Animals - Kill/Torture	4 ATTEMPTS	1			1	3													1.5
750.5352A	Stolen Prop. - Receive & Conceal, \$20K or More	10 ATTEMPTS	5		1	1	3	2	2					1						1.6
750.5353A	Stolen Prop. - Receive & Conceal, \$1K - <\$20K	5 ATTEMPTS	69	2	14	21	20	5	2	3	2									2.2
750.5353B	Stolen Prop. - Receive & Conceal, \$200 - <\$1K - 2nd+ Offense	5 ATTEMPTS	1			1														1.7
750.5357	Stolen Prop. - Receive & Conceal, Motor Vehicle	5 ATTEMPTS	2			1														1.2
750.535A2	Motor Vehicles - Operate Chop Shop	10 ATTEMPTS	109	4	54	16	28	3	3		1									1.3
750.535B	Weapons - Firearms, Receive & Conceal	10 ATTEMPTS	1			1														1.0
750.5405A	Interfere w/Electronic Communications	2 ATTEMPTS	9		4	2	2		1											1.5
750.543M	Terrorism - False Report or Threat	20 ATTEMPTS	1			1							1							1.5
752.10542	Copy Audio/Video for Gain - Felony	5 ATTEMPTS	17	1	2	7	6						1							1.6
752.7971C1	Computers - Fraudulent Access, \$1K - <\$20K	5 ATTEMPTS	5		1	2	2													1.4
752.7973C	Computers - Use to Commit Crime Max 2 yrs - <4 yrs	4 ATTEMPTS	2						1		1									3.5
752.7973D	Computers - Use to Commit Crime Max 4 yrs - <10 yrs	7 ATTEMPTS	3	1			1		1											1.7
752.7973F	Computers - Use to Commit Crime Max 20 yrs or More	20 ATTEMPTS	1				1													1.7
752.811A	Breaking & Entering - Coin Operated Device	3 ATTEMPTS	2		1	1														1.0
			24		1	10	8		1	3				1						2.0
			2				2													1.9
			2						1				1							4.0
			2			1		1												1.8

NOTE: Be sure to check for related offense codes when examining a particular type of crime. They may or may not be in sequential order or even on the same page.

B2a 2010 Commitments by Minimum Term Distribution – Non-Assaultive Offenses

Includes Additional Sentences Imposed

Page 8 of 8

B - 29

			TOTAL	.5	1	1.5	2	2.5	3	3.5	4	4.5	5	10	15	20	25	>25	LIFE	AVG
GRAND TOTALS			4,528	140	874	1,087	1,560	254	244	68	108	13	95	73	7		2	1	2	1.9
VIOLATIONS			4,407	115	837	1,051	1,541	253	243	67	107	13	95	73	7		2	1	2	1.9
ATTEMPTS			121	25	37	36	19	1	1	1	1									1.1
Compiled Laws	Offense	Max. Penalty																		
769.12	Habitual Offender - 4th Offense	LIFE ATTEMPTS	1																1	
800.2811	Prisons - Furnish Contraband to Prisoner in Prison	5 ATTEMPTS	2		1		1													1.5
800.2813	Prisons - Bring Contraband Into Prison	5 ATTEMPTS	8		2	4		1	1											1.5
800.2814	Prisons - Prisoner Possessing Contraband	5 ATTEMPTS	20		5	8	4	3												1.4
800.2834	Prisons - Prisoner Possessing Weapon	5 ATTEMPTS	70	2	13	33	16	2	3		1									1.4
800.283A	Prisons - Furnish Cellphone to Prisoner	5 ATTEMPTS	11	5	4	2														.7
801.2621A	Jails - Bring Weapon Into	5 ATTEMPTS	2		1		1													1.3
801.2622	Jails - Prisoner Possess Weapon	5 ATTEMPTS	1				1													2.0
801.2631	Jails - Furnish Contraband to Prisoner	5 ATTEMPTS	1			1														1.1
801.2631	Jails - Furnish Contraband to Prisoner	5 ATTEMPTS	4			2	2													1.6
801.2632	Jails - Prisoner Possessing Contraband	5 ATTEMPTS	8	1	2	2	2	1												1.3

NOTES: Be sure to check for related offense codes when examining a particular type of crime. They may or may not be in sequential order or even on the same page.

Largest minimum term is reported.

When minimum terms exceed maximum penalties, that may be due to anomalies in criminal justice practices, habitualized offenses, database errors, etc.

Each minimum term category is rounded up from the preceding category (for example, the ten-year category includes all minimums longer than five years up to exactly ten years).

Minimum term averages are based on raw data (with life sentences excluded from the calculations).

Source: Corrections Management Information System (CMIS).

B2b 2010 Commitments by Minimum Term Distribution — Drug Offenses

Includes Additional Sentences Imposed

Page 1 of 3

B - 30

GRAND TOTALS			TOTAL	.5	1	1.5	2	2.5	3	3.5	4	4.5	5	10	15	20	25	>25	LIFE	AVG
VIOLATIONS			1,452	63	275	339	317	78	144	24	45	28	39	90	7		2	1		2.3
ATTEMPTS			1,382	53	238	330	307	78	141	24	45	28	38	90	7		2	1		2.3
Max. Penalty			70	10	37	9	10		3				1							1.2
Compiled Laws	Offense	Max. Penalty																		
333.73413	Contr. Sub. - Imitation Mfg/ Distribution	2 ATTEMPTS	7	1	1	3	1		1											1.4
333.74012A1	Contr. Sub. - Del/Mfg 1,000+ Grams (Narc. or Cocaine)	LIFE ATTEMPTS	12 1		1	1			1	1	1			5	1			1		6.7 2.0
333.74012A2	Contr. Sub. - Del/Mfg 450 - 999 Grams (Narc. or Cocaine)	30 ATTEMPTS	8						1		1	1		2	2			1		10.4
333.74012A3	Contr. Sub. - Del/Mfg 50 - 449 Grams (Narc. or Cocaine)	20 ATTEMPTS	79 4		5 1	4	13 1	2	5 2	1	7	5	7	27	2			1		5.0 2.2
333.74012A4	Contr. Sub. - Del/Mfg Under 50 Grams (Narc. or Cocaine)	20 ATTEMPTS	427 44	12 5	75 29	113 5	128 4	36	30 1	7	15	2	5	4						1.8 1.0
333.74012B	Contr. Sub. - Del/Mfg (Sched. 1-3), Meth/Ecstasy	20 ATTEMPTS	1		1															.8
333.74012B-A	Contr. Sub. - Del/Mfg (Sched. 1-3), Except Marijuana	7 ATTEMPTS	31		7	11	8	1	3				1							1.6
333.74012B-B	Contr. Sub. - Del/Mfg (Subs added Sched. 1-3 by Rule)	7 ATTEMPTS	1			1														1.1
333.74012B1	Contr. Sub. - Del/Mfg Meth/Ecstasy	20 ATTEMPTS	59 3	1	2 2	2	7	6	13	2	2	3	8 1	13						4.0 2.3
333.74012C-A	Contr. Sub. - Del/Mfg (Sched. 4)	4 ATTEMPTS	5			2	3													1.7
333.74012D1	Contr. Sub. - Del/Mfg 45 or More Kilograms Marijuana	15 ATTEMPTS	7 2		2 2	3		1			1									1.8 1.0
333.74012D2	Contr. Sub. - Del/Mfg 5 to <45 Kilograms Marijuana	7 ATTEMPTS	10 1	1	3	1	3	1	2											1.8 .5
333.74012D3	Contr. Sub. - Del/Mfg Marijuana	4 ATTEMPTS	138 4	9 2	42	53 2	26	3	5											1.3 .8
333.7401C2A	Contr. Sub. - Operate/Maintain Lab	10 ATTEMPTS	8		1	3	1		1	1				1						2.5
333.7401C2B	Contr. Sub. - Operate/Maintain Lab Near Minor	20 ATTEMPTS	10			2			1	3	1		1	2						4.4
333.7401C2C	Contr. Sub. - Operate/Maintain Lab Involving Hazardous Waste	20 ATTEMPTS	13				3	1	3		2		1	3						3.7
333.7401C2D	Contr. Sub. - Operate/Maintain Lab Near Specified Places	20 ATTEMPTS	12			1	2	3	1	1		1		3						3.5
333.7401C2E	Contr. Sub. - Operate/Maintain Lab Involving Firearm	25 ATTEMPTS	4						1	1				2						5.8

NOTE: Be sure to check for related offense codes when examining a particular type of crime. They may or may not be in sequential order or even on the same page.

B2b 2010 Commitments by Minimum Term Distribution — Drug Offenses

Includes Additional Sentences Imposed

Page 2 of 3

B - 31

GRAND TOTALS			TOTAL	.5	1	1.5	2	2.5	3	3.5	4	4.5	5	10	15	20	25	>25	LIFE	AVG
VIOLATIONS			1,452	63	275	339	317	78	144	24	45	28	39	90	7		2	1		2.3
ATTEMPTS			1,382	53	238	330	307	78	141	24	45	28	38	90	7		2	1		2.3
Max. Penalty			70	10	37	9	10		3				1							1.2
Compiled Laws	Offense	Max. Penalty																		
333.7401C2F	Contr. Sub. - Operate/Maintain Lab Involving Meth	20 ATTEMPTS	170		1	6	38	8	55	4	7	16	13	20	2					3.5
			1			1														1.9
333.74022A	Contr. Sub. - Create/Del./Intent Counterfeit (Narcotic)	10 ATTEMPTS	1			1														1.5
333.74022E	Contr. Sub. - Create/Deliver Analogue	15 ATTEMPTS	3			1		1			1									2.6
333.74032A2	Contr. Sub. - Possess 450 - 999 Grams (Narcotic)	30 ATTEMPTS	2						1					1						4.5
333.74032A3	Contr. Sub. - Possess 50 - 449 Grams (Narcotic)	20 ATTEMPTS	12		1		1		2		2		1	5						5.0
333.74032A4	Contr. Sub. - Possess 25 - 49 Grams (Narcotic)	4 ATTEMPTS	2		1			1												1.7
333.74032A5	Contr. Sub. - Possess <25 Grams (Narcotic)	4 ATTEMPTS	198	24	67	62	29	9	5		2									1.2
			3	1	2															.8
333.74032B-A	Contr. Sub. - Possess Analogues/Sched. 1-4	2 ATTEMPTS	27	2	8	11	3	3												1.3
333.74032B1	Contr. Sub. - Possess Methamphetamine	10 ATTEMPTS	87		9	37	25	2	7	3	2		1	1						1.8
			5	1		2	2													1.3
333.74032D	Contr. Sub. - Possess Marijuana	1 ATTEMPTS	9	1	5	3														1.0
333.7405D	Contr. Sub. - Maintain Drug House	2 ATTEMPTS	10		1	6	2		1											1.4
333.74071C	Contr. Sub. - Obtain by Fraud	4 ATTEMPTS	5	1	1	1	1		1											1.4
			1				1													2.0
333.74071G	Contr. Sub. - Counterfeit Prescription Form	4 ATTEMPTS	1			1														1.1
333.7407A1-A	Contr. Sub. - Attempt Felony	LIFE ATTEMPTS	2		1		1													1.4
333.74101-D	Contr. Sub. - Delivery to Minor, Sched. 4 and Marijuana	8 ATTEMPTS	2		2															1.0
333.74102-A	Contr. Sub. - Deliver <50 Grams, School Prop. (Narc/Cocaine)	60 ATTEMPTS	8				6				1			1						2.8
333.74103	Contr. Sub. - Intent Deliver <50 Grams, School Prop (Narc.)	40 ATTEMPTS	4				4													2.0
			1		1															1.0
333.74104-A	Contr. Sub. - Possess on School/Library Prop. (Narc./Coc.) <25 Gr	8 ATTEMPTS	3	1	1		1													1.1

NOTE: Be sure to check for related offense codes when examining a particular type of crime. They may or may not be in sequential order or even on the same page.

B2b 2010 Commitments by Minimum Term Distribution—Drug Offenses

Includes Additional Sentences Imposed

Page 3 of 3

			TOTAL	.5	1	1.5	2	2.5	3	3.5	4	4.5	5	10	15	20	25	>25	LIFE	AVG
GRAND TOTALS			1,452	63	275	339	317	78	144	24	45	28	39	90	7		2	1		2.3
VIOLATIONS			1,382	53	238	330	307	78	141	24	45	28	38	90	7		2	1		2.3
ATTEMPTS			70	10	37	9	10		3				1							1.2
Compiled Laws	Offense	Max. Penalty																		
333.74104-B	Contr. Sub. - Possess on School/ Library Property (Sched.1-4)	4 ATTEMPTS	1				1													1.9
333.74104-D	Contr. Sub. - Possess Marijuana, on School/Library Property	2 ATTEMPTS	3	1		1			1											1.5

NOTES: Be sure to check for related offense codes when examining a particular type of crime. They may or may not be in sequential order or even on the same page.

Largest minimum term is reported.

When minimum terms exceed maximum penalties, that may be due to anomalies in criminal justice practices, habitualized offenses, database errors, etc.

Each minimum term category is rounded up from the preceding category (for example, the ten-year category includes all minimums longer than five years up to exactly ten years).

Minimum term averages are based on raw data (with life sentences excluded from the calculations).

Source: Corrections Management Information System (CMIS).

B2c 2010 Commitments by Minimum Term Distribution — Assaultive Offenses

Includes Additional Sentences Imposed

Page 1 of 8

B - 33

			TOTAL	.5	1	1.5	2	2.5	3	3.5	4	4.5	5	10	15	20	25	>25	LIFE	AVG
GRAND TOTALS			4,185	44	309	578	551	258	316	121	189	88	261	702	298	47	217	96	110	6.1
VIOLATIONS			4,050	36	286	533	513	250	309	117	189	88	261	700	298	47	217	96	110	6.2
ATTEMPTS			135	8	23	45	38	8	7	4				2						1.7
Compiled Laws	Offense	Max. Penalty																		
257.602A2	Police Officer - Flee - 4th Degree (Vehicle Code)	2 ATTEMPTS	17	1	4	7	2	1		1				1						1.7
257.602A3-A	Police Officer - Flee - 3rd Degree (Vehicle Code)	5 ATTEMPTS	121 1	2 1	38	35	28	5	10			2		1						1.6 .4
257.602A4	Police Officer - Flee - Serious Bodily Injury (Vehicle Code)	4 ATTEMPTS	1								1									4.0
257.602A4-A	Police Officer - Flee - 2nd Degree (Vehicle Code)	10 ATTEMPTS	38	1	6	6	13	3	6				2	1						2.1
257.617	Fail to Stop at Accident - Serious Impairment/Death	5 ATTEMPTS	10			2	3	2	2	1										2.2
257.6173	Fail to Stop at Accident - At Fault Death Result	15 ATTEMPTS	2										1		1					10.0
257.6254	Operating Vehicle Intoxicated, Causing Death	15 ATTEMPTS	37			3	3	7	4	1	9		8	2						3.5
257.6254A	Operating Vehicle Intoxicated, Causing Death	15 ATTEMPTS	2								1		1							4.5
257.6255-A	Operating Vehicle Intoxicated, Causing Serious Injury	5 ATTEMPTS	16		1	6	7	1	1											1.7
257.9044	Operate - License Susp./Rev./Denied, Causing Death	15 ATTEMPTS	6				1	2	1	1			1							3.0
257.9045	Operate - License Susp./Rev./Denied, Causing Serious Injury	5 ATTEMPTS	11			5	4		1		1									1.9
287.3232	Dangerous Animal, Causing Serious Injury	4 ATTEMPTS	1										1							5.0
324.801764	Marine Safety, Operating Under Influence, Death	15 ATTEMPTS	1						1											3.0
333.5210	AIDS - Sexual Penetration w/ Uninformed Partner	4 ATTEMPTS	1			1														1.4
436.17012	Alcohol - Sell/Furnish to Minor, Causing Death	10 ATTEMPTS	1						1											3.0
750.110A2	Home Invasion - 1st Degree	20 ATTEMPTS	340 18	2 2	6 6	15 6	45 3	19	39 1	9	13	15	35	105	30	1	4	2		5.5 1.3
750.1227B	Witness - Bribe/Intimidate/ Interfere	10 ATTEMPTS	4		1	1		1					1							2.4
750.1227C	Witness - Intimidate/Threaten to Kill or Injure	15 ATTEMPTS	6					2		1			1	2						4.4

NOTE: Be sure to check for related offense codes when examining a particular type of crime. They may or may not be in sequential order or even on the same page.

B2c 2010 Commitments by Minimum Term Distribution — Assaultive Offenses

Includes Additional Sentences Imposed

Page 2 of 8

B - 34

			TOTAL	.5	1	1.5	2	2.5	3	3.5	4	4.5	5	10	15	20	25	>25	LIFE	AVG
GRAND TOTALS			4,185	44	309	578	551	258	316	121	189	88	261	702	298	47	217	96	110	6.1
VIOLATIONS			4,050	36	286	533	513	250	309	117	189	88	261	700	298	47	217	96	110	6.2
ATTEMPTS			135	8	23	45	38	8	7	4				2						1.7
Compiled Laws	Offense	Max. Penalty																		
750.1228	Witness - Retaliate Against	10	1					1												2.1
750.136B2	Child Abuse - 1st Degree	15	22				3	1	5	2	1		1	7	2					5.3
		ATTEMPTS	2				1			1										2.6
750.136B3	Child Abuse - 2nd Degree	4	11		2	4	1	3	1											1.7
		ATTEMPTS	1		1															1.0
750.136B4	Child Abuse - 3rd Degree	2	6			3	2		1											1.8
		ATTEMPTS																		
750.145A-A	Children - Accost for Immoral Purposes	4	4			1	2		1											2.0
		ATTEMPTS																		
750.145C	Child Sexually Abusive Activity	20	2									1			1					8.6
		ATTEMPTS																		
750.145C2	Child Sexually Abusive Activity	20	35			2	4	1			4	1		12	11					7.5
		ATTEMPTS																		
750.145C3	Child Sexually Abusive Activity, Promote or Distribute	7	4		1	1	2													1.5
		ATTEMPTS																		
750.145C4-A	Child Sexually Abusive Material, Possess	4	11		3	2	4	1	1											1.6
		ATTEMPTS																		
750.145D2D	Computer/Internet - Plan Crime w/ Other, Max 4 - <10 yrs	10	4			2	1	1												1.8
		ATTEMPTS																		
750.145D2F	Computer/Internet - Plan Crime w/ Other, Max 15+ yrs	20	6		2	2	1							1						2.2
		ATTEMPTS																		
750.145N1	Vulnerable Adult Abuse - 1st Degree	15	1											1						6.0
		ATTEMPTS																		
750.157B2	Homicide - Solicitation of Murder	LIFE	2												1				1	15.0
		ATTEMPTS																		
750.197C-A	Assault of Prison Employee	4	70	1	8	15	25	7	5	2	2		3	2						2.1
		ATTEMPTS	8	4	2	2														.7
750.200I1A	Harmful Devices - Unlawful Possession/Use	15	1				1													1.6
		ATTEMPTS																		
750.2072B	Explosives - Place Near Property Cause Property Damage	20	1											1						10.0
		ATTEMPTS																		
750.2091A	Explosives - Place w/Intent to Injure	15	1						1											3.0
		ATTEMPTS																		
750.211A2A	Explosives - Mfg/Possess Explosive/ Other w/Malicious Intent	15	2				1	1												2.2
		ATTEMPTS																		

NOTE: Be sure to check for related offense codes when examining a particular type of crime. They may or may not be in sequential order or even on the same page.

B2c 2010 Commitments by Minimum Term Distribution — Assaultive Offenses

Includes Additional Sentences Imposed

Page 3 of 8

B - 35

GRAND TOTALS			TOTAL	.5	1	1.5	2	2.5	3	3.5	4	4.5	5	10	15	20	25	>25	LIFE	AVG
VIOLATIONS			4,185	44	309	578	551	258	316	121	189	88	261	702	298	47	217	96	110	6.1
ATTEMPTS			4,050	36	286	533	513	250	309	117	189	88	261	700	298	47	217	96	110	6.2
Max. Penalty			135	8	23	45	38	8	7	4				2						1.7
Compiled Laws	Offense	Max. Penalty																		
750.211A2A-A	Exposives - Mfg/Possess Molotov Cocktail	4 ATTEMPTS	1		1															1.0
750.211A2B	Exposives - Mfg/Possess Molotov Cocktail/Other w/Prop. Damage	20 ATTEMPTS	2										1	1						5.9
750.213	Extortion	20 ATTEMPTS	10			1	1		3		1	1	1	2						4.1
			2			1	1													1.6
750.234A	Weapons - Firearms, Discharge from Vehicle	4 ATTEMPTS	2			1	1													1.6
750.234B	Weapons - Firearms, Discharge in/at Bldg.	4 ATTEMPTS	6			4	1				1									1.7
750.2374	Weapons - Firearms, Discharge OUIL Cause Death	15 ATTEMPTS	1															1		33.0
750.316	Homicide	LIFE ATTEMPTS	4																	4
750.316-A	Homicide - Murder 1st Degree, Premeditated	LIFE ATTEMPTS	35																	35
750.316-B	Homicide - Felony Murder	LIFE ATTEMPTS	43																	43
750.316-C	Homicide - Open Murder, Statutory Short Form	LIFE ATTEMPTS	12																	12
750.317	Homicide - Murder 2nd Degree	LIFE ATTEMPTS	193										1	21	34	10	73	48	6	22.6
750.317A	Deliver Controlled Substance Cause Death	LIFE ATTEMPTS	5						2						2		1			9.0
750.321	Homicide - Manslaughter	15 ATTEMPTS	11			1	1				1		2	6						6.1
750.321-A	Homicide - Manslaughter, Statutory Short Form	15 ATTEMPTS	26		2				4	1	2		6	8	2	1				6.0
			2						2											3.0
750.321-C	Homicide - Manslaughter, Involuntary	15 ATTEMPTS	32			1	6	2	3		1		7	10	2					5.1
			1			1														1.5
750.321-E	Homicide - Manslaughter w/ Motor Vehicle	15 ATTEMPTS	11				1		1		1		2	6						5.6
750.324	Homicide - Negligent Homicide	2 ATTEMPTS	4			2	1		1											1.8
750.329	Homicide - Manslaughter, Death w/ Weapon, Aim w/o Malice	15 ATTEMPTS	3						1	1			1							3.6

NOTE: Be sure to check for related offense codes when examining a particular type of crime. They may or may not be in sequential order or even on the same page.

B2c 2010 Commitments by Minimum Term Distribution — Assaultive Offenses

Includes Additional Sentences Imposed

Page 4 of 8

B - 36

			TOTAL	.5	1	1.5	2	2.5	3	3.5	4	4.5	5	10	15	20	25	>25	LIFE	AVG
GRAND TOTALS			4,185	44	309	578	551	258	316	121	189	88	261	702	298	47	217	96	110	6.1
VIOLATIONS			4,050	36	286	533	513	250	309	117	189	88	261	700	298	47	217	96	110	6.2
ATTEMPTS			135	8	23	45	38	8	7	4				2						1.7
Compiled Laws	Offense	Max. Penalty																		
750.335A	Indecent Exposure (Sexually Delinquent Person)	1 ATTEMPTS	1						1											3.0
750.335A2B	Aggravated Indecent Exposure	2 ATTEMPTS	14	1	3	7	1	1	1											1.3
750.335A2C	Indecent Exposure by Sexually Delinquent Person	LIFE ATTEMPTS	6			1	1						2	2						5.1
750.338	Gross Indecency Between Males, Commit/Procure	5 ATTEMPTS	1		1															1.0
750.338B	Gross Indecency Between Male & Female, Commit/Procure	5 ATTEMPTS	4						1	1	2									3.4
750.349	Kidnapping	LIFE ATTEMPTS	1											1	1	2	1	1	1	14.5
750.349B	Unlawful Imprisonment	15 ATTEMPTS	9											1	1	2	1	1	1	10.0
750.349B	Unlawful Imprisonment	15 ATTEMPTS	15		1		1	1		1	3			4	4					7.0
750.350	Kidnapping - Child Enticement	LIFE ATTEMPTS	4			2			1	1										2.2
750.350	Kidnapping - Child Enticement	LIFE ATTEMPTS	2								1							1		19.4
750.350A1	Kidnapping - Custodial Interference	1 ATTEMPTS	1		1															.9
750.350A1	Kidnapping - Custodial Interference	1 ATTEMPTS	1		1															.7
750.377B	Malicious Destruction Fire/Police Property	4 ATTEMPTS	24			15	5	2	1		1									1.7
750.411H2B	Stalking a Minor	5 ATTEMPTS	1							1										3.3
750.411I	Stalking - Aggravated	5 ATTEMPTS	27	1	2	11	7	5						1						1.8
750.411S2A	Unlawful Posting Message	2 ATTEMPTS	2		1	1														1.5
750.411S2A	Unlawful Posting Message	2 ATTEMPTS	2		1	1														1.0
750.4792	Public Officer - Assault/Obstruct	2 ATTEMPTS	6		1	5														1.2
750.4793	Public Officer - Assault/Obstruct Cause Injury	4 ATTEMPTS	1				1													1.8
750.4794	Public Officer - Assault/Obstruct Cause Serious Injury	10 ATTEMPTS	1								1									4.0
750.479A2	Police Officer - Flee (Penal Code) 4th Degree	2 ATTEMPTS	8		4	4														1.1
750.479A3	Police Officer - Flee (Penal Code) 3rd Degree	5 ATTEMPTS	37		8	12	10	3	2		1		1							1.7

NOTE: Be sure to check for related offense codes when examining a particular type of crime. They may or may not be in sequential order or even on the same page.

B2c 2010 Commitments by Minimum Term Distribution — Assaultive Offenses

Includes Additional Sentences Imposed

Page 5 of 8

B - 37

GRAND TOTALS			TOTAL	.5	1	1.5	2	2.5	3	3.5	4	4.5	5	10	15	20	25	>25	LIFE	AVG
VIOLATIONS			4,185	44	309	578	551	258	316	121	189	88	261	702	298	47	217	96	110	6.1
ATTEMPTS			4,050	36	286	533	513	250	309	117	189	88	261	700	298	47	217	96	110	6.2
Max. Penalty			135	8	23	45	38	8	7	4				2						1.7
Compiled Laws	Offense	Max. Penalty																		
750.479A4-A	Police Officer - Flee (Penal Code) 2nd Degree	10 ATTEMPTS	3				1	1						1						2.8
750.479B2	Peace Officer - Disarm Firearm	10 ATTEMPTS	1			1														1.5
750.483A2B	Interfere w/ Crime Report Threat to Kill/Injure	10 ATTEMPTS	3		1	1	1							1						1.5
750.483A4B	Interfere w/ Police Investigation Threat to Kill/Injure	10 ATTEMPTS	4				1	1			1			1						3.3
750.520B	CSC - 1st Degree - Multiple Variables	LIFE ATTEMPTS	1						1											3.0
750.520B1A	CSC - 1st Degree - Person Under 13	LIFE ATTEMPTS	37								1	1	1	13	13	2	2	3	1	14.7
750.520B1B	CSC - 1st Degree - Relationship	LIFE ATTEMPTS	67					3		1			3	16	11	4	25	2	2	15.8
750.520B1C	CSC - 1st Degree - During Felony	LIFE ATTEMPTS	1					1		1										2.4
750.520B1D	CSC - 1st Degree - Accomplices	LIFE ATTEMPTS	45				1		1	1				3	16	13	4	5	1	12.1
750.520B1E	CSC - 1st Degree - Weapon Used	LIFE ATTEMPTS	4														4			20.7
750.520B1F	CSC - 1st Degree - Personal Injury	LIFE ATTEMPTS	2											2						10.0
750.520B1G	CSC - 1st Degree - Injury to Incapacitated Victim	LIFE ATTEMPTS	7											1	2		2	2		21.8
750.520B1H	CSC - 1st Degree - Personal Injury	LIFE ATTEMPTS	6					1	1					1	2		1			10.7
750.520B1I	CSC - 1st Degree - Injury to Incapacitated Victim	LIFE ATTEMPTS	1									1								4.5
750.520B2B	CSC - 1st Degree - Person <13, Defendant 17+ yrs.	LIFE ATTEMPTS	40						1					3	3		28	3	2	23.1
750.520B2C	CSC - 1st Degree - Person <13, Defendant 17+ yrs, 2nd Offense	LIFE ATTEMPTS	1											1						15.0
750.520C	CSC - 2nd Degree - Multiple Variables	15 ATTEMPTS	32				6	2	7	1	5		4	7						4.1
750.520C1A	CSC - 2nd Degree - Person Under 13	15 ATTEMPTS	2			1	1													1.5
750.520C1B	CSC - 2nd Degree - Relationship	15 ATTEMPTS	99		1	10	14	7	14	3	8	4	9	26	2			1		4.6
750.520C1C	CSC - 2nd Degree - During Felony	15 ATTEMPTS	9		1	3	3	1	1											1.7
750.520C1D	CSC - 2nd Degree - Relationship	15 ATTEMPTS	23			2	6		3	1	4		2	5						3.7
750.520C1E	CSC - 2nd Degree - During Felony	15 ATTEMPTS	1			1														1.7
750.520C1F	CSC - 2nd Degree - During Felony	15 ATTEMPTS	1																	1.5

NOTE: Be sure to check for related offense codes when examining a particular type of crime. They may or may not be in sequential order or even on the same page.

B2c 2010 Commitments by Minimum Term Distribution — Assaultive Offenses

Includes Additional Sentences Imposed

Page 6 of 8

B - 38

GRAND TOTALS			TOTAL	.5	1	1.5	2	2.5	3	3.5	4	4.5	5	10	15	20	25	>25	LIFE	AVG
VIOLATIONS			4,185	44	309	578	551	258	316	121	189	88	261	702	298	47	217	96	110	6.1
ATTEMPTS			4,050	36	286	533	513	250	309	117	189	88	261	700	298	47	217	96	110	6.2
Compiled Laws	Offense	Max. Penalty	135	8	23	45	38	8	7	4				2						1.7
750.520C1D	CSC - 2nd Degree - Accomplices	15 ATTEMPTS	1						1											3.0
			1			1														1.5
750.520C1E	CSC - 2nd Degree - Weapon Used	15 ATTEMPTS	1				1													2.0
750.520C1F	CSC - 2nd Degree - Personal Injury	15 ATTEMPTS	6				2		3				1							3.0
			1		1															1.0
750.520C1G	CSC - 2nd Degree - Injury to Incapacitated Victim	15 ATTEMPTS	2			1							1							3.2
750.520C2B	CSC - 2nd Degree - Person <13, Defendant 17+ yrs.	15 ATTEMPTS	35		1	2	5	2	2	2	5	1	6	8	1					4.5
			1											1						6.7
750.520D	CSC - 3rd Degree - Multiple Variables	15 ATTEMPTS	46			1	3	6	4	2	3		4	21	1	1				5.9
			2				1	1												2.2
750.520D1A	CSC - 3rd Degree - Person 13-15	15 ATTEMPTS	130		8	10	17	8	12	3	7	5	17	31	7	2	3			5.2
			22		3	5	12	1		1										1.7
750.520D1B	CSC - 3rd Degree - Force/Coercion	15 ATTEMPTS	41		2	1	4		2		2	1	9	15	3		1	1		6.9
			3		1		2													1.6
750.520D1C	CSC - 3rd Degree - Incapacitated Victim	15 ATTEMPTS	8				1	1	1				1	4						5.3
750.520D1D	CSC - 3rd Degree - Incest	15 ATTEMPTS	13				2		2			1	3	5						5.3
			1				1													1.9
750.520D1E	CSC - 3rd Degree - Student	15 ATTEMPTS	3						1		2									3.6
750.520E	CSC - 4th Degree - Multiple Variables	2 ATTEMPTS	8		1	6					1									1.5
750.520E1A	CSC - 4th Degree - Force/Coercion	2 ATTEMPTS	30	1	7	15	1	2	4											1.5
750.520E1A-A	CSC - 4th Degree - Victim 13-16	2 ATTEMPTS	16		3	10	1	1			1									1.5
750.520E1B	CSC - 4th Degree - Incapacitated Victim	2 ATTEMPTS	1		1															1.0
750.520E1G	CSC - 4th Degree - Incest	2 ATTEMPTS	2			1	1													1.7
750.520G1	CSC - Assault w/Intent to Commit Sexual Penetration	10 ATTEMPTS	69		2	11	13	5	8	4	5		9	10	2					3.5
			2			1	1													1.7
750.520G2	CSC - 2nd Degree Assault	5 ATTEMPTS	11		3	3	3		1	1										1.6

NOTE: Be sure to check for related offense codes when examining a particular type of crime. They may or may not be in sequential order or even on the same page.

B2c 2010 Commitments by Minimum Term Distribution — Assaultive Offenses

Includes Additional Sentences Imposed

Page 7 of 8

B - 39

			TOTAL	.5	1	1.5	2	2.5	3	3.5	4	4.5	5	10	15	20	25	>25	LIFE	AVG
GRAND TOTALS			4,185	44	309	578	551	258	316	121	189	88	261	702	298	47	217	96	110	6.1
VIOLATIONS			4,050	36	286	533	513	250	309	117	189	88	261	700	298	47	217	96	110	6.2
ATTEMPTS			135	8	23	45	38	8	7	4				2						1.7
Compiled Laws	Offense	Max. Penalty																		
750.529	Robbery - Armed	LIFE ATTEMPTS	531		3	7	25	38	29	33	25	30	39	164	86	9	30	13		8.1
			4			1	2	1												1.9
750.529A	Carjacking	LIFE ATTEMPTS	80				2	3	3	6	6	2	7	24	17	2	4	3	1	9.3
750.530	Robbery - Unarmed	15 ATTEMPTS	244	1	18	25	54	26	38	10	21	7	18	21	2	1	2			3.2
			8		3	1	3			1										1.6
750.531	Bank Robbery/Safe Breaking	LIFE ATTEMPTS	5		1		2					1		1						3.3
750.531-A	Bank Robbery	LIFE ATTEMPTS	42	1	4	3	2	3	2	2	7	1	4	11	2					4.5
750.531-B	Safe Breaking	LIFE ATTEMPTS	13		1	2			1	1	1	1	1	5						4.6
			1			1														1.5
750.532	Seduction	5 ATTEMPTS	1					1												2.1
750.539J2A1	Surveil Unclothed Person	2 ATTEMPTS	1			1														1.3
750.539J2B	Capture/Distribute Image of Unclothed Person	5 ATTEMPTS	1				1													2.0
750.5405B	Interfere w/Electronic Communications, Injury/Death	4 ATTEMPTS	2			1		1												1.8
750.543P	Terrorism - Use of Internet/ Telecomm. to Commit	20 ATTEMPTS	1											1						6.5
750.72	Arson - Dwelling House/ Curtilage	20 ATTEMPTS	3								1			2						6.0
750.72-A	Arson - Dwelling House	20 ATTEMPTS	31		1	3	5	2	3		1	2	3	7	2	2				5.6
			1				1													1.8
750.72-B	Arson - Dwelling House/ Curtilage	20 ATTEMPTS	3								1			2						7.9
750.73	Arson - Real Property	10 ATTEMPTS	16	1	3		3	4		1	1	1	1	1						2.7
750.741C1	Arson - Personal Property, \$1K - <\$20K	5 ATTEMPTS	2								1			1						5.4
750.75	Arson - Insured Property	10 ATTEMPTS	2			1							1							3.0
			1			1														1.3
750.771C1	Arson - Preparation to Burn Property, \$1K - <\$20K	5 ATTEMPTS	2				1	1												2.1

NOTE: Be sure to check for related offense codes when examining a particular type of crime. They may or may not be in sequential order or even on the same page.

B2c 2010 Commitments by Minimum Term Distribution—Assaultive Offenses

Includes Additional Sentences Imposed

Page 8 of 8

B - 40

GRAND TOTALS			TOTAL	.5	1	1.5	2	2.5	3	3.5	4	4.5	5	10	15	20	25	>25	LIFE	AVG	
VIOLATIONS			4,185	44	309	578	551	258	316	121	189	88	261	702	298	47	217	96	110	6.1	
ATTEMPTS			4,050	36	286	533	513	250	309	117	189	88	261	700	298	47	217	96	110	6.2	
Compiled Laws Offense Max. Penalty			135	8	23	45	38	8	7	4				2							1.7
750.771D1	Arson - Preparation to Burn Property, \$20K or More	10 ATTEMPTS	1						1												3.0
750.814	Domestic Violence - 3rd Offense	2 ATTEMPTS	92	2	19	46	17	3	2	1	1			1							1.5
750.81A	Assault - Aggravated	1 ATTEMPTS	1		1																1.5
750.81A3	Domestic Violence, Aggravated - 2nd Offense	2 ATTEMPTS	1																		1.0
750.81D1	Police Officer - Assault/Resist/Obstruct	2 ATTEMPTS	9		2	4	1		1		1										1.7
750.81D2	Police Officer - Assault/Resist/Obstruct, Causing Injury	4 ATTEMPTS	174	5	36	91	25	7	8	1	1										1.4
750.82	Felonious Assault	4 ATTEMPTS	3		1	2															1.0
750.83	Assault w/Intent to Murder	LIFE ATTEMPTS	20	2	3	7	4	3	1												1.5
750.84	Assault w/Intent to do Great Bodily Harm Less Than Murder	10 ATTEMPTS	8	13	49	69	45	18	8		3										1.1
750.85	Torture	LIFE ATTEMPTS	95	1		1	2	1		1	1		2	29	18	6	21	11	2		15.7
750.86	Assault w/Intent to Maim	10 ATTEMPTS	219	1	18	14	43	21	35	9	16	4	25	24	7		2				3.6
750.88	Assault w/Intent to Rob While Unarmed	15 ATTEMPTS	12			6	3	2	1												1.8
750.89	Assault w/Intent to Rob While Armed	LIFE ATTEMPTS	6														3	3			31.1
750.90DA	Pregnant Individ. - Oper. Under Infl., Miscarriage/Stillbirth	15 ATTEMPTS	3				1			1			1								3.3
750.91	Homicide - Attempted Murder	LIFE ATTEMPTS	15		1	2	5		4		2			1							2.6
752.861	Weapons - Firearms, Careless Use Cause Injury/Death	2 ATTEMPTS	2		1			1													1.7
			69			1	1	5	3	8	4	5	4	22	9	1	5		1		7.8
			1			1															1.3
			1								1										3.6
			3											1	2						11.6
			1			1															1.2

NOTES: Be sure to check for related offense codes when examining a particular type of crime. They may or may not be in sequential order or even on the same page.

Largest minimum term is reported.

When minimum terms exceed maximum penalties, that may be due to anomalies in criminal justice practices, habitualized offenses, database errors, etc.

Each minimum term category is rounded up from the preceding category (for example, the ten-year category includes all minimums longer than five years up to exactly ten years).

Minimum term averages are based on raw data (with life sentences excluded from the calculations).

Source: Corrections Management Information System (CMIS).

B3 2010 Commitments by Minimum Term Distribution for Women – All Offenses

Includes Additional Sentences Imposed

Page 1 of 8

B - 41

			TOTAL*	.5	1	1.5	2	2.5	3	3.5	4	4.5	5	10	15	20	25	>25	LIFE	AVG
GRAND TOTALS			740	22	123	167	173	45	57	23	24	12	25	42	5	2	10	2	6	2.7
VIOLATIONS			717	20	118	157	170	44	57	23	24	12	25	42	5	2	10	2	6	2.7
ATTEMPTS			21	2	5	10	3	1												1.3
Compiled Laws	Offense	Max. Penalty																		
28.2931	State ID Card - False Application	5	1					1												2.2
	ATTEMPTS																			
257.254	Motor Vehicle Code - Intent to Pass False Title	10	1	1																1.0
	ATTEMPTS																			
257.257	License Documents/Plates - Forgery	5	1	1																.3
	ATTEMPTS																			
257.602A3-A	Police Officer - Flee - 3rd Degree (Vehicle Code)	5	4	1	2	1														1.5
	ATTEMPTS																			
257.617	Fail to Stop at Accident - Serious Impairment/Death	5	2					1	1											2.8
	ATTEMPTS																			
257.6254	Operating Vehicle Intoxicated, Causing Death	15	8			1	3	2	1	1										2.8
	ATTEMPTS																			
257.6255-A	Operating Vehicle Intoxicated, Causing Serious Injury	5	2		1	1														1.5
	ATTEMPTS																			
257.6256D	Operating Vehicle Intoxicated, Contr. Sub. - 3rd Offense	5	38	3	12	10	10	1	2											1.3
	ATTEMPTS																			
257.9044	Operate - License Susp./Rev./Denied, Causing Death	15	2					1	1											3.0
	ATTEMPTS																			
257.9045	Operate - License Susp./Rev./Denied, Causing Serious Injury	5	5		2	2				1										2.0
	ATTEMPTS																			
333.5210	AIDS - Sexual Penetration w/ Uninformed Partner	4	1		1															1.4
	ATTEMPTS																			
333.74012A2	Contr. Sub. - Del/Mfg 450 - 999 Grams (Narc. or Cocaine)	30	1								1									4.0
	ATTEMPTS																			
333.74012A3	Contr. Sub. - Del/Mfg 50 - 449 Grams (Narc. or Cocaine)	20	6	1	1	2							1	1						3.2
	ATTEMPTS																			
333.74012A4	Contr. Sub. - Del/Mfg Under 50 Grams (Narc. or Cocaine)	20	23	6	3	8			1	3	2									2.0
	ATTEMPTS																			
333.74012B-A	Contr. Sub. - Del/Mfg (Sched. 1-3), Except Marijuana	7	3	3																1.0
	ATTEMPTS																			
333.74012B1	Contr. Sub. - Del/Mfg Meth/Ecstasy	20	2			1							1							3.2
	ATTEMPTS																			
333.74012B1	Contr. Sub. - Del/Mfg Meth/Ecstasy	20	9		1	1	1	1				2	1	2						3.9
	ATTEMPTS																			
333.74012D3	Contr. Sub. - Del/Mfg Marijuana	4	3		3															1.3
	ATTEMPTS																			
333.7401C2A	Contr. Sub. - Operate/Maintain Lab	10	1		1															1.5
	ATTEMPTS																			

NOTE: Be sure to check for related offense codes when examining a particular type of crime. They may or may not be in sequential order or even on the same page.

B3 2010 Commitments by Minimum Term Distribution for Women – All Offenses

Includes Additional Sentences Imposed

Page 2 of 8

B - 42

			TOTAL*	.5	1	1.5	2	2.5	3	3.5	4	4.5	5	10	15	20	25	>25	LIFE	AVG
GRAND TOTALS			740	22	123	167	173	45	57	23	24	12	25	42	5	2	10	2	6	2.7
VIOLATIONS			717	20	118	157	170	44	57	23	24	12	25	42	5	2	10	2	6	2.7
ATTEMPTS			21	2	5	10	3	1												1.3
Compiled Laws	Offense	Max. Penalty																		
333.7401C2B	Contr. Sub. - Operate/Maintain Lab Near Minor	20 ATTEMPTS	7			1			1	2	1		1	1						4.3
333.7401C2C	Contr. Sub. - Operate/Maintain Lab Involving Hazardous Waste	20 ATTEMPTS	1								1									4.0
333.7401C2D	Contr. Sub. - Operate/Maintain Lab Near Specified Places	20 ATTEMPTS	3			1	1	1												1.9
333.7401C2E	Contr. Sub. - Operate/Maintain Lab Involving Firearm	25 ATTEMPTS	1						1											3.0
333.7401C2F	Contr. Sub. - Operate/Maintain Lab Involving Meth	20 ATTEMPTS	27				9	3	9	1	1	2		2						3.0
333.74022E	Contr. Sub. - Create/Deliver Analogue	15 ATTEMPTS	1			1														1.5
333.74032A3	Contr. Sub. - Possess 50 - 449 Grams (Narcotic)	20 ATTEMPTS	2						1				1							4.0
333.74032A5	Contr. Sub. - Possess <25 Grams (Narcotic)	4 ATTEMPTS	24	4	8	8	2	2												1.1
333.74032B-A	Contr. Sub. - Possess Analogues/Sched. 1-4	2 ATTEMPTS	1		1															1.0
333.74032B1	Contr. Sub. - Possess Methamphetamine	10 ATTEMPTS	10		1	5	2		1	1										1.7
333.7405D	Contr. Sub. - Maintain Drug House	2 ATTEMPTS	2			2														1.3
333.74071C	Contr. Sub. - Obtain by Fraud	4 ATTEMPTS	2	1					1											1.6
333.7407A1-A	Contr. Sub. - Attempt Felony	LIFE ATTEMPTS	2		1		1													1.4
333.74102-A	Contr. Sub. - Deliver <50 Grams, School Prop. (Narc/Cocaine)	60 ATTEMPTS	2				2													2.0
333.74103	Contr. Sub. - Intent Deliver <50 Grams, School Prop (Narc.)	40 ATTEMPTS	1				1													2.0
400.601-B	Fraud - Welfare, Over \$500	4 ATTEMPTS	2			1	1													1.6
445.65	Identity Theft	5 ATTEMPTS	21		8	4	4	3	2											1.6
445.67	Identity Theft - Obtain/Possess/ Transfer ID w/Intent	5 ATTEMPTS	1			1														1.5

NOTE: Be sure to check for related offense codes when examining a particular type of crime. They may or may not be in sequential order or even on the same page.

B3 2010 Commitments by Minimum Term Distribution for Women – All Offenses

Includes Additional Sentences Imposed

Page 3 of 8

B - 43

			TOTAL*	.5	1	1.5	2	2.5	3	3.5	4	4.5	5	10	15	20	25	>25	LIFE	AVG
GRAND TOTALS			740	22	123	167	173	45	57	23	24	12	25	42	5	2	10	2	6	2.7
VIOLATIONS			717	20	118	157	170	44	57	23	24	12	25	42	5	2	10	2	6	2.7
ATTEMPTS			21	2	5	10	3	1												1.3
Compiled Laws	Offense	Max. Penalty																		
500.45111	Insurance - Fraudulent Acts	4 ATTEMPTS	1			1														1.5
722.6335B	Child Abuse - Intentional False Report Felony	VAR ATTEMPTS	1				1													1.9
750.110	Breaking & Entering - Bldg. w/Intent	15 ATTEMPTS	10	1	1	4	2	2												1.5
750.110A2	Home Invasion - 1st Degree	20 ATTEMPTS	17				3	1	2		1	1	2	5	2					5.4
750.110A3	Home Invasion - 2nd Degree	15 ATTEMPTS	1		1															1.5
750.110A4	Home Invasion - 3rd Degree	5 ATTEMPTS	28		4	4	10	3	3	1	1		1	1						2.2
750.131A1	Check - No Account	2 ATTEMPTS	2				2													2.0
750.131A2	Check - Non-Sufficient Funds, Three w/in 10 days	2 ATTEMPTS	3			2	1													1.5
750.136B2	Child Abuse - 1st Degree	15 ATTEMPTS	2																	1.1
750.136B3	Child Abuse - 2nd Degree	4 ATTEMPTS	2			2														4.6
750.157N1	Financial Transaction Device - Steal/Retain w/o Consent	4 ATTEMPTS	3						1				1	1						1.9
750.157P	Financial Transaction Device - Possess w/Intent to Use/Sell	4 ATTEMPTS	1		1															1.7
750.157Q	Financial Transaction Device - Illegal Sale/Use	4 ATTEMPTS	1			3		1	1											1.0
750.157W1C1	Financial Trans. Device - Fraud Withdraw/Transfer, \$1K - <\$20K	5 ATTEMPTS	18	2	6	5	5													1.3
750.159I1	Criminal Enterprise - Conduct	20 ATTEMPTS	1	1																.3
750.159I3	Criminal Enterprise - Racketeering Proceeds	20 ATTEMPTS	1																	1.0
750.1744A	Embezzle - Agent or Trustee, \$1K - <\$20K	5 ATTEMPTS	2						2	1			1	1						3.8
750.1744B	Embezzle - Agent or Trustee, \$200 - <\$1K - 2nd+ Offense	5 ATTEMPTS	1							1										3.3
			2	1		1														.8
			1	1																.3
			2				2													1.9

NOTE: Be sure to check for related offense codes when examining a particular type of crime. They may or may not be in sequential order or even on the same page.

B3 2010 Commitments by Minimum Term Distribution for Women – All Offenses

Includes Additional Sentences Imposed

Page 4 of 8

B - 44

			TOTAL*	.5	1	1.5	2	2.5	3	3.5	4	4.5	5	10	15	20	25	>25	LIFE	AVG
GRAND TOTALS			740	22	123	167	173	45	57	23	24	12	25	42	5	2	10	2	6	2.7
VIOLATIONS			717	20	118	157	170	44	57	23	24	12	25	42	5	2	10	2	6	2.7
ATTEMPTS			21	2	5	10	3	1												1.3
Compiled Laws	Offense	Max. Penalty																		
750.1745A	Embezzle - Agent or Trustee, \$20K - <\$50K	10 ATTEMPTS	2			1	1													1.7
750.1746	Embezzle - \$50K - <\$100K	15 ATTEMPTS	5			1	3			1										2.1
750.1747	Embezzlement - \$100K or More	15 ATTEMPTS	10		2	2	2			2			1	1						2.7
750.174A4A	Embezzlement - From Vulnerable Adult, \$1K - <\$20K	5 ATTEMPTS	1				1													2.0
750.197C-A	Assault of Prison Employee	4 ATTEMPTS	3			1	1	1												1.7
750.200I1A	Harmful Devices - Unlawful Possession/Use	15 ATTEMPTS	1				1													1.6
750.2184A	False Pretenses - \$1K - <\$20K	5 ATTEMPTS	2			1	1													1.5
750.2185A	False Pretenses - \$20K or More	10 ATTEMPTS	3	1			1	1												1.5
750.224F	Weapons - Firearms, Possession by Felon	5 ATTEMPTS	4		2	1	1													1.3
750.227	Weapons - Carry Concealed	5 ATTEMPTS	2			1		1												1.9
750.227B-A	Weapons - Felony Firearm	2 ATTEMPTS	18				18													2.0
750.248	Forgery	14 ATTEMPTS	5			1	3		1											2.0
750.249	Utter & Publish	14 ATTEMPTS	41	2	11	14	10	2					1	1						1.6
750.253	Utter & Publish - Counterfeit Bills/Notes	5 ATTEMPTS	5			3	2													1.6
750.316-B	Homicide - Felony Murder	LIFE ATTEMPTS	1		1															.8
750.316-C	Homicide - Open Murder, Statutory Short Form	LIFE ATTEMPTS	4																4	
750.317	Homicide - Murder 2nd Degree	LIFE ATTEMPTS	1																1	
750.317	Homicide - Murder 2nd Degree	LIFE ATTEMPTS	19											4	2	2	8	2	1	18.5
750.317A	Deliver Controlled Substance Cause Death	LIFE ATTEMPTS	2						2											2.9

NOTE: Be sure to check for related offense codes when examining a particular type of crime. They may or may not be in sequential order or even on the same page.

B3 2010 Commitments by Minimum Term Distribution for Women – All Offenses

Includes Additional Sentences Imposed

Page 5 of 8

B - 45

			TOTAL*	.5	1	1.5	2	2.5	3	3.5	4	4.5	5	10	15	20	25	>25	LIFE	AVG
GRAND TOTALS			740	22	123	167	173	45	57	23	24	12	25	42	5	2	10	2	6	2.7
VIOLATIONS			717	20	118	157	170	44	57	23	24	12	25	42	5	2	10	2	6	2.7
ATTEMPTS			21	2	5	10	3	1												1.3
Compiled Laws	Offense	Max. Penalty																		
750.321	Homicide - Manslaughter	15	3				1						1	1						5.6
	ATTEMPTS																			
750.321-A	Homicide - Manslaughter, Statutory Short Form	15	2						2											3.0
	ATTEMPTS																			
750.321-C	Homicide - Manslaughter, Involuntary	15	8			1			2				2	3						5.3
	ATTEMPTS																			
750.321-E	Homicide - Manslaughter w/ Motor Vehicle	15	2				1		1											2.5
	ATTEMPTS																			
750.338B	Gross Indecency Between Male & Female, Commit/Procure	5	1								1									3.7
	ATTEMPTS																			
750.349B	Unlawful Imprisonment	15	1											1						7.2
	ATTEMPTS																			
750.350	Kidnapping - Child Enticement	LIFE	1								1									3.8
	ATTEMPTS		1		1															.9
750.356A1	Larceny - From Motor Vehicle	5	2		1	1														1.0
	ATTEMPTS																			
750.356A3	Breaking & Entering - Vehicle Semi-Trailer/House Trailer, w/ Damage	5	1			1														1.5
	ATTEMPTS																			
750.356C	Retail Fraud - 1st Degree	5	59	1	17	15	14	6	2		3		1							1.7
	ATTEMPTS		1		1															1.3
750.357	Larceny from Person	10	11		1	2	1	2	1	2	1			1						2.7
	ATTEMPTS																			
750.357B	Weapons - Firearms - Larceny	5	1			1														1.1
	ATTEMPTS																			
750.360	Larceny in Building	4	21		7	8	4	2												1.4
	ATTEMPTS		1			1														1.3
750.3622A	Larceny by Conversion, \$20K or More	10	2						1				1							4.0
	ATTEMPTS																			
750.377A1B1	Malicious Destruction Pers. Prop., \$1K - <\$20K	5	1		1															1.0
	ATTEMPTS																			
750.377B	Malicious Destruction Fire/Police Property	4	3			3														1.1
	ATTEMPTS																			
750.3803A	Malicious Destruction of Bldg., \$1K - <\$20K	5	1		1															.8
	ATTEMPTS																			
750.411A1B	False Report of Felony	4	2				2													1.7
	ATTEMPTS																			
																			0	

NOTE: Be sure to check for related offense codes when examining a particular type of crime. They may or may not be in sequential order or even on the same page.

B3 2010 Commitments by Minimum Term Distribution for Women – All Offenses

Includes Additional Sentences Imposed

Page 6 of 8

B - 46

			TOTAL*	.5	1	1.5	2	2.5	3	3.5	4	4.5	5	10	15	20	25	>25	LIFE	AVG
GRAND TOTALS			740	22	123	167	173	45	57	23	24	12	25	42	5	2	10	2	6	2.7
VIOLATIONS			717	20	118	157	170	44	57	23	24	12	25	42	5	2	10	2	6	2.7
ATTEMPTS			21	2	5	10	3	1												1.3
Compiled Laws	Offense	Max. Penalty																		
750.411I	Stalking - Aggravated	5	2				2													1.9
	ATTEMPTS																			
750.411U	Gang Membership - Assoc/Member	20	1						1											3.3
	Commit/Attempt Felony	ATTEMPTS																		
750.413	Motor Vehicle - Unlawful Drive	5	5	1		2	2													1.4
	Away	ATTEMPTS																		
750.414	Motor Vehicle - Unlawful Use	2	1		1															1.0
	ATTEMPTS																			
750.451-D	Prostitution - 3rd+ Offense	2	7	1	4	2														.9
	ATTEMPTS																			
750.479A3	Police Officer - Flee (Penal Code)	5	4			1	2		1											2.1
	3rd Degree	ATTEMPTS																		
750.483A6B	Tamper w/ Evidence - Criminal Case	10	1			1														1.5
	Max >10 yr Term	ATTEMPTS																		
750.502D	Anhydrous Ammonia Container,	4	1			1														1.3
	Unauthorized Tampering	ATTEMPTS																		
750.505-A	Obstruction of Justice	5	1				1													1.9
	ATTEMPTS																			
750.520B	CSC - 1st Degree - Multiple	LIFE	2									1		1						6.6
	Variables	ATTEMPTS																		
750.520B1A	CSC - 1st Degree - Person	LIFE	1					1												2.4
	Under 13	ATTEMPTS																		
750.520B1B	CSC - 1st Degree - Relationship	LIFE	2											2						7.6
	ATTEMPTS																			
750.520B2B	CSC - 1st Degree - Person <13,	LIFE	1														1			25.0
	Defendant 17+ yrs.	ATTEMPTS																		
750.520C1A	CSC - 2nd Degree - Person	15	1						1											3.0
	Under 13	ATTEMPTS																		
750.520C1B	CSC - 2nd Degree - Relationship	15	1				1													2.0
	ATTEMPTS																			
750.520C2B	CSC - 2nd Degree - Person <13,	15	1											1						8.0
	Defendant 17+ yrs.	ATTEMPTS																		
750.520D	CSC - 3rd Degree - Multiple	15	1						1											3.0
	Variables	ATTEMPTS																		
750.520D1A	CSC - 3rd Degree - Person 13-15	15	1				1													2.0
	ATTEMPTS																			

NOTE: Be sure to check for related offense codes when examining a particular type of crime. They may or may not be in sequential order or even on the same page.

B3 2010 Commitments by Minimum Term Distribution for Women — All Offenses

Includes Additional Sentences Imposed

Page 7 of 8

B - 47

			TOTAL*	.5	1	1.5	2	2.5	3	3.5	4	4.5	5	10	15	20	25	>25	LIFE	AVG
GRAND TOTALS			740	22	123	167	173	45	57	23	24	12	25	42	5	2	10	2	6	2.7
VIOLATIONS			717	20	118	157	170	44	57	23	24	12	25	42	5	2	10	2	6	2.7
ATTEMPTS			21	2	5	10	3	1												1.3
Compiled Laws	Offense	Max. Penalty																		
750.520D1D	CSC - 3rd Degree - Incest	15 ATTEMPTS	1				1													2.0
750.520D1E	CSC - 3rd Degree - Student	15 ATTEMPTS	1								1									4.0
750.529	Robbery - Armed	LIFE ATTEMPTS	26				2	1	2	3	3	2	6	7						4.8
750.529A	Carjacking	LIFE ATTEMPTS	2				1		1											2.5
750.530	Robbery - Unarmed	15 ATTEMPTS	20			3	5	2	2	1	1	2	2	2						3.1
750.5352A	Stolen Prop. - Receive & Conceal, \$20K or More	10 ATTEMPTS	1			1														1.4
750.5353A	Stolen Prop. - Receive & Conceal, \$1K - <\$20K	5 ATTEMPTS	2			2														1.3
750.5353B	Stolen Prop. - Receive & Conceal, \$200 - <\$1K - 2nd+ Offense	5 ATTEMPTS	1		1															1.0
750.5357	Stolen Prop. - Receive & Conceal, Motor Vehicle	5 ATTEMPTS	4		2		2													1.3
750.72-A	Arson - Dwelling House	20 ATTEMPTS	4				3		1											2.0
750.72-B	Arson - Dwelling House/ Curtilage	20 ATTEMPTS	1								1									3.8
750.73	Arson - Real Property	10 ATTEMPTS	3		1		1					1								2.3
750.814	Domestic Violence - 3rd Offense	2 ATTEMPTS	2		1	1														1.1
750.81D1	Police Officer - Assault/Resist/Obstruct	2 ATTEMPTS	7		2	3			2											1.6
750.81D2	Police Officer - Assault/Resist/Obstruct, Causing Injury	4 ATTEMPTS	2			2														1.4
750.82	Felonious Assault	4 ATTEMPTS	15	1	5	8			1											1.2
750.83	Assault w/Intent to Murder	LIFE ATTEMPTS	2			2								2						1.2
750.84	Assault w/Intent to do Great Bodily Harm Less Than Murder	10 ATTEMPTS	4				2													4.2
			12		2	1	2	2	2		2	1								2.5

NOTE: Be sure to check for related offense codes when examining a particular type of crime. They may or may not be in sequential order or even on the same page.

B3 2010 Commitments by Minimum Term Distribution for Women – All Offenses

Includes Additional Sentences Imposed

Page 8 of 8

			TOTAL*	.5	1	1.5	2	2.5	3	3.5	4	4.5	5	10	15	20	25	>25	LIFE	AVG
GRAND TOTALS			740	22	123	167	173	45	57	23	24	12	25	42	5	2	10	2	6	2.7
VIOLATIONS			717	20	118	157	170	44	57	23	24	12	25	42	5	2	10	2	6	2.7
ATTEMPTS			21	2	5	10	3	1												1.3
Compiled Laws	Offense	Max. Penalty																		
750.85	Torture	LIFE ATTEMPTS	1														1			18.8
750.89	Assault w/Intent to Rob While Armed	LIFE ATTEMPTS	2											1	1					8.8
752.7973C	Computers - Use to Commit Crime Max 2 yrs - <4 yrs	4 ATTEMPTS	1			1														1.1
752.7973D	Computers - Use to Commit Crime Max 4 yrs - <10 yrs	7 ATTEMPTS	1			1														1.5
800.2811	Prisons - Furnish Contraband to Prisoner in Prison	5 ATTEMPTS	1		1															1.0
801.2631	Jails - Furnish Contraband to Prisoner	5 ATTEMPTS	1			1														1.3

B - 18

NOTES: Be sure to check for related offense codes when examining a particular type of crime. They may or may not be in sequential order or even on the same page.

* Sentences with Insufficient Information = 2.
Largest minimum term is reported.

When minimum terms exceed maximum penalties, that may be due to anomalies in criminal justice practices, habitualized offenses, database errors, etc.

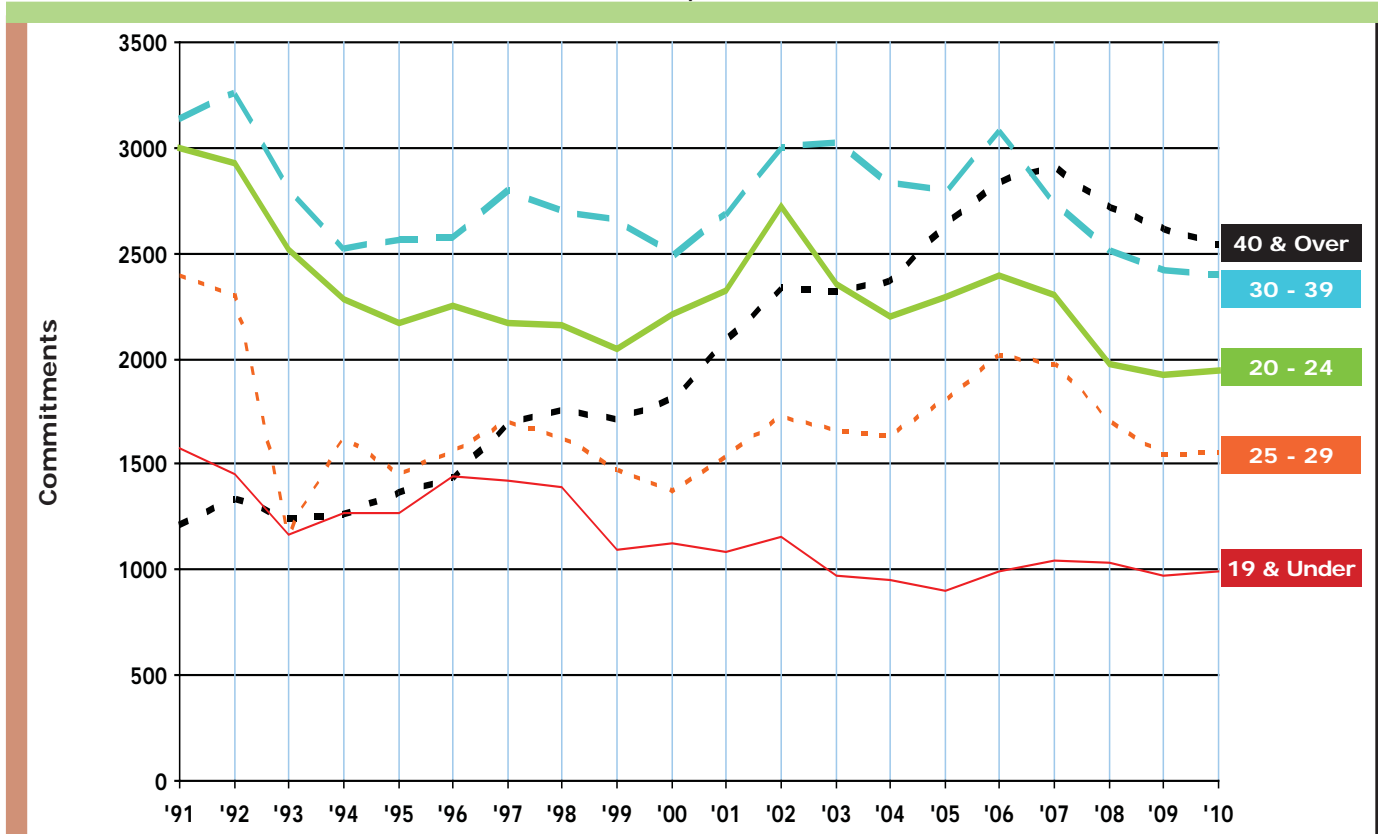
Each minimum term category is rounded up from the preceding category (for example, the ten-year category includes all minimums longer than five years up to exactly ten years).

Minimum term averages are based on raw data (with life sentences excluded from the calculations).

Source: Corrections Management Information System (CMIS).

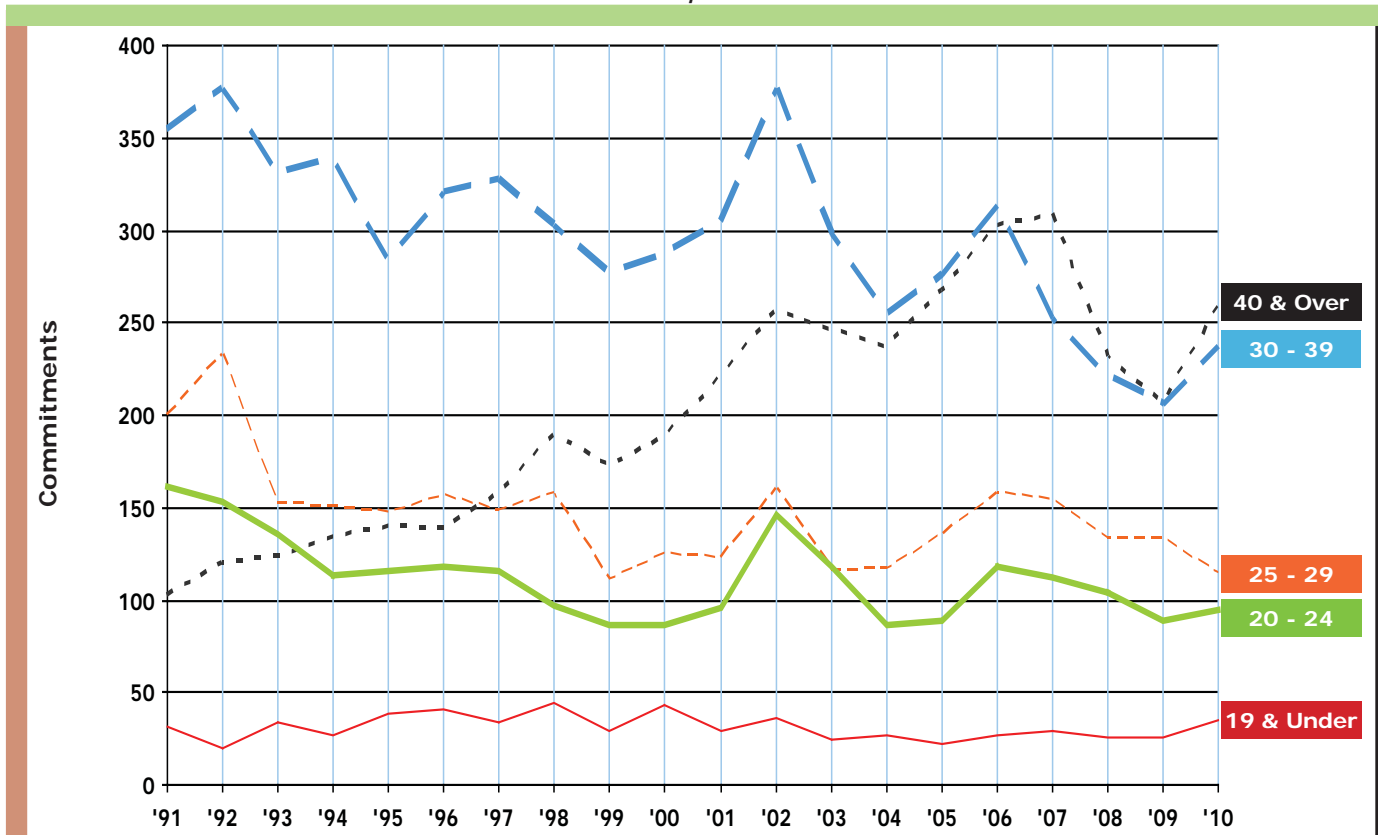
B4a Commitments by Age for Men, 1991 - 2010

Includes Additional Sentences Imposed



Commitments by Age for Women, 1991 - 2010

Includes Additional Sentences Imposed

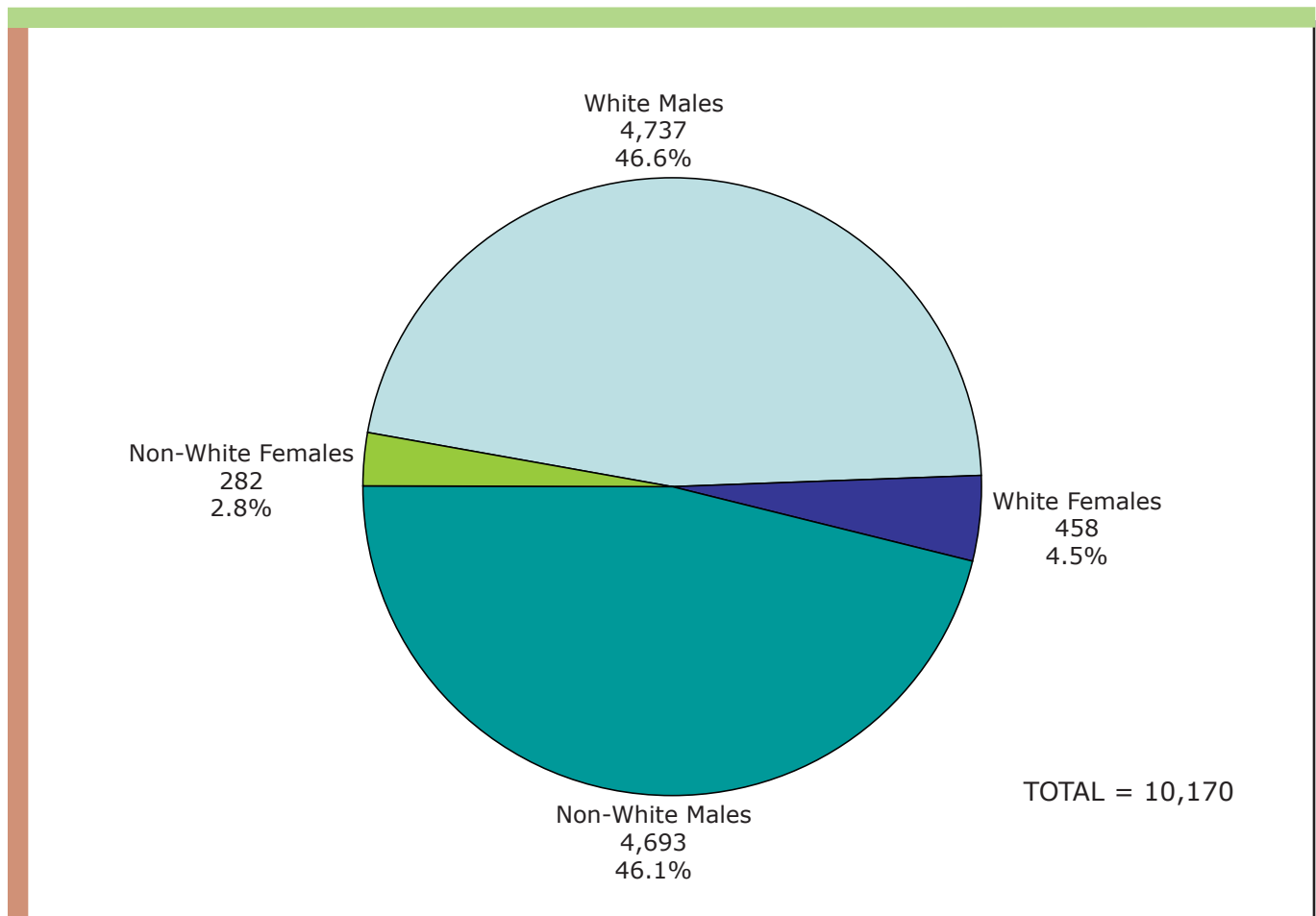


Source: Corrections Management Information System (CMIS)

B4b 2010 Commitments by Age, Race and Gender
Includes Additional Sentences Imposed

AGE GROUP	TOTAL COMMITMENTS	MALE COMMITMENTS			FEMALE COMMITMENTS		
		Total Male	White	Non-White	Total Female	White	Non-White
19 and Under	1,032	997	316	681	35	15	20
20 - 24	2,037	1,942	880	1,062	95	61	34
25 - 29	1,672	1,557	872	685	115	77	38
30 - 39	2,628	2,391	1,262	1,129	237	154	83
40 and Over	2,801	2,543	1,407	1,136	258	151	107
Totals	10,170	9,430	4,737	4,693	740	458	282

B5* 2010 Commitments by Race and Gender
Includes Additional Sentences Imposed

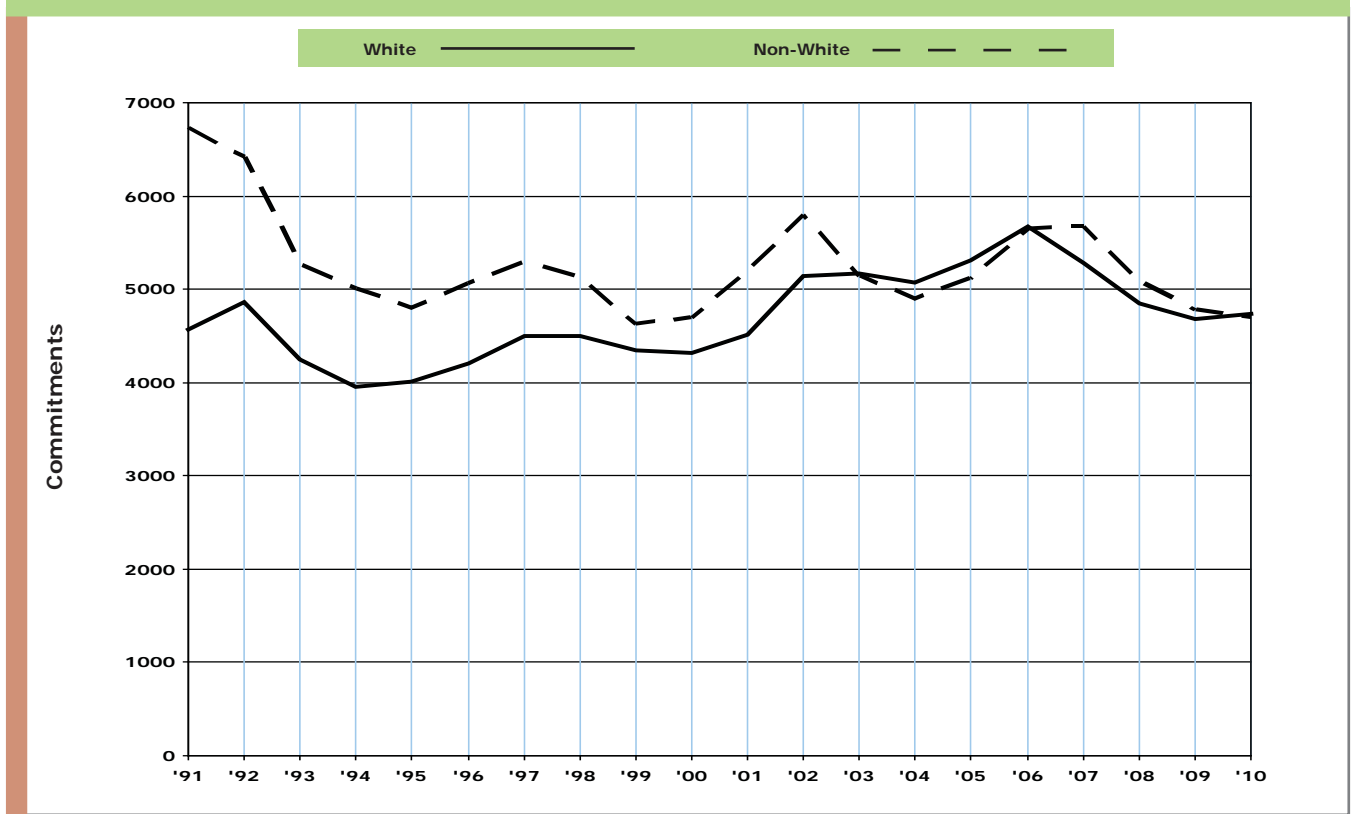


* Formerly B5b (2008).

Source: Corrections Management Information System (CMIS)

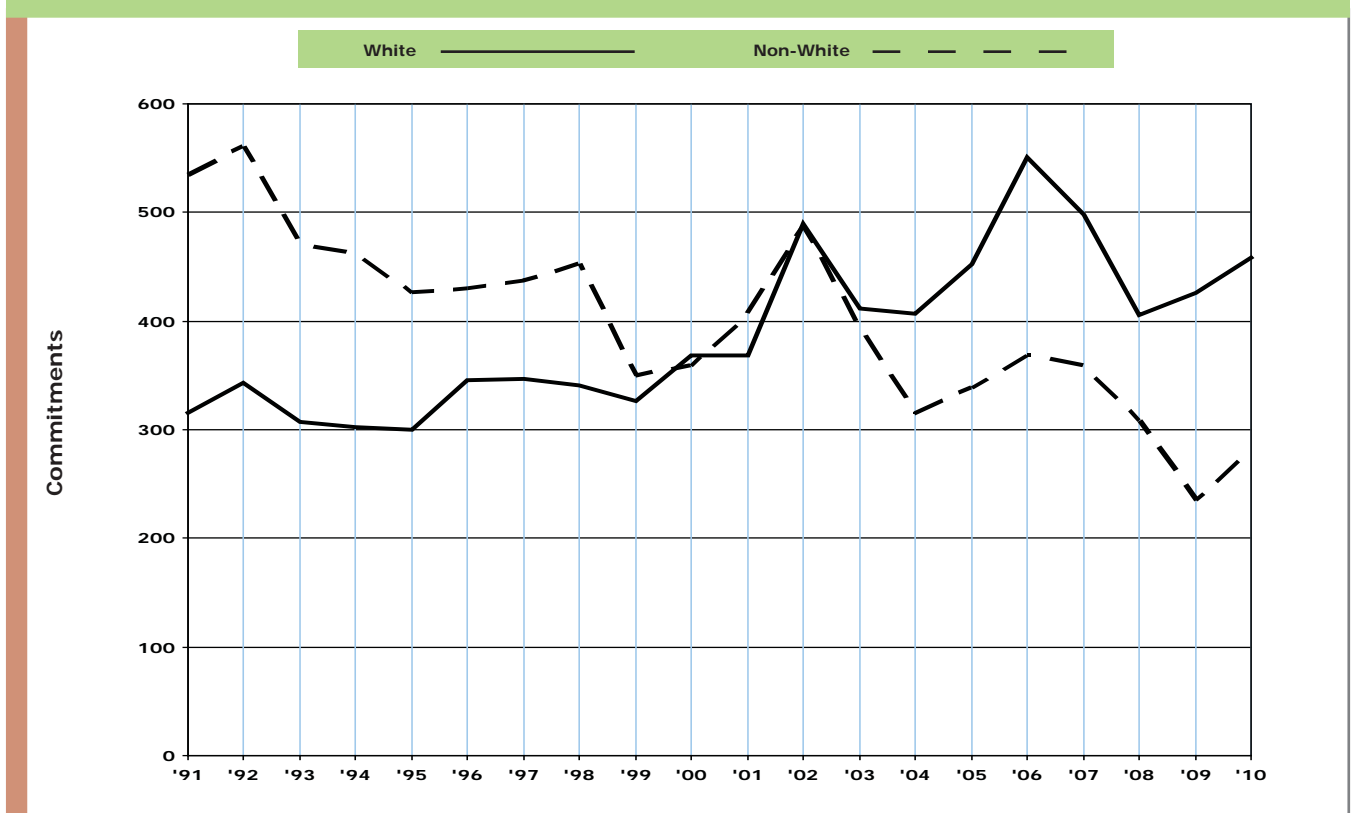
B5a Commitments by Race for Men, 1991 - 2010

Includes Additional Sentences Imposed



Commitments by Race for Women, 1991 - 2010

Includes Additional Sentences Imposed

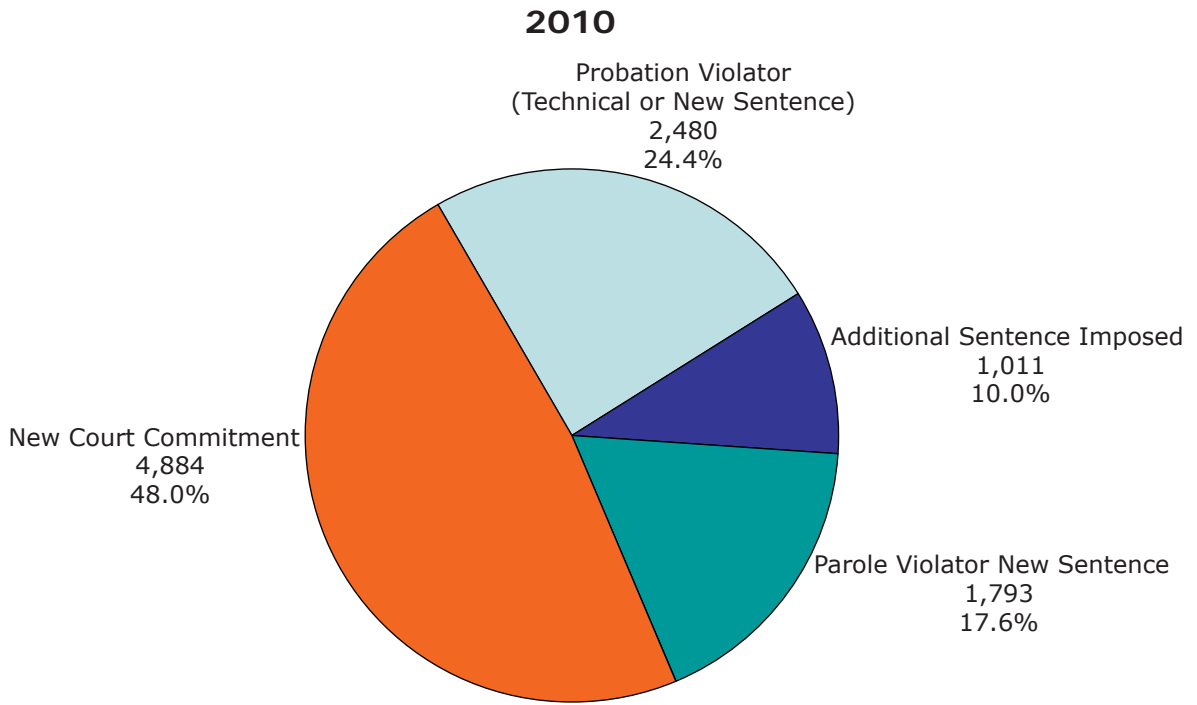


Source: Corrections Management Information System (CMIS)

B6

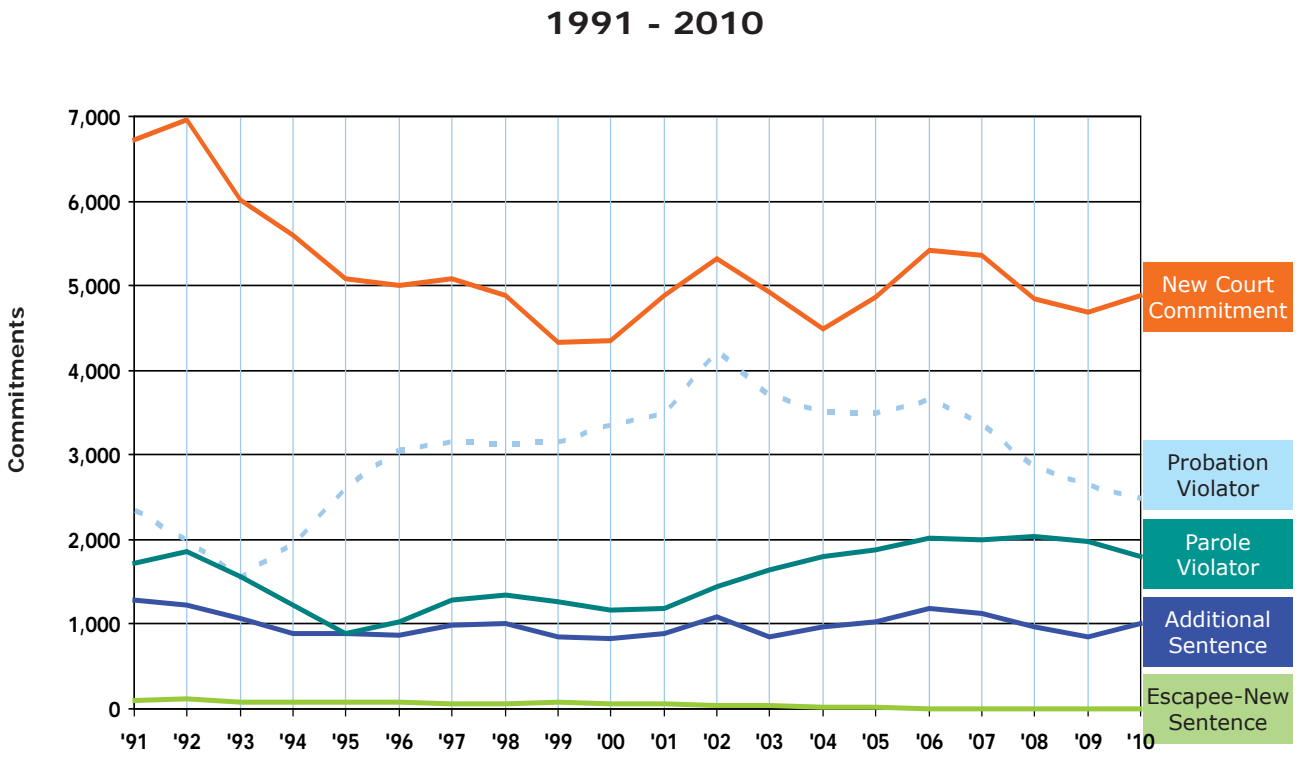
Commitments by Type

Includes Additional Sentences Imposed



* There were 2 escapees returned with a new sentence during 2010.

TOTAL = 10,170*

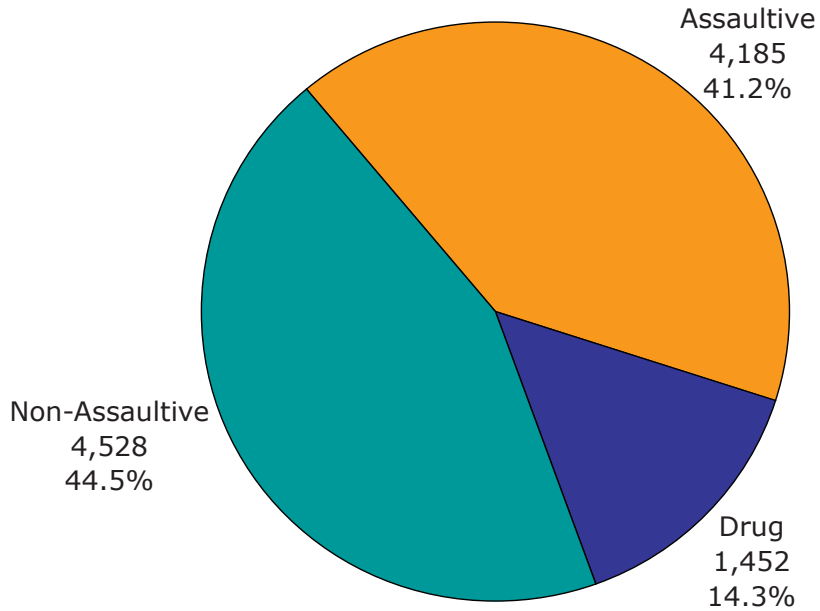


Source: Corrections Management Information System (CMIS)

B7 Commitments by Major Crime Types

Includes Additional Sentences Imposed

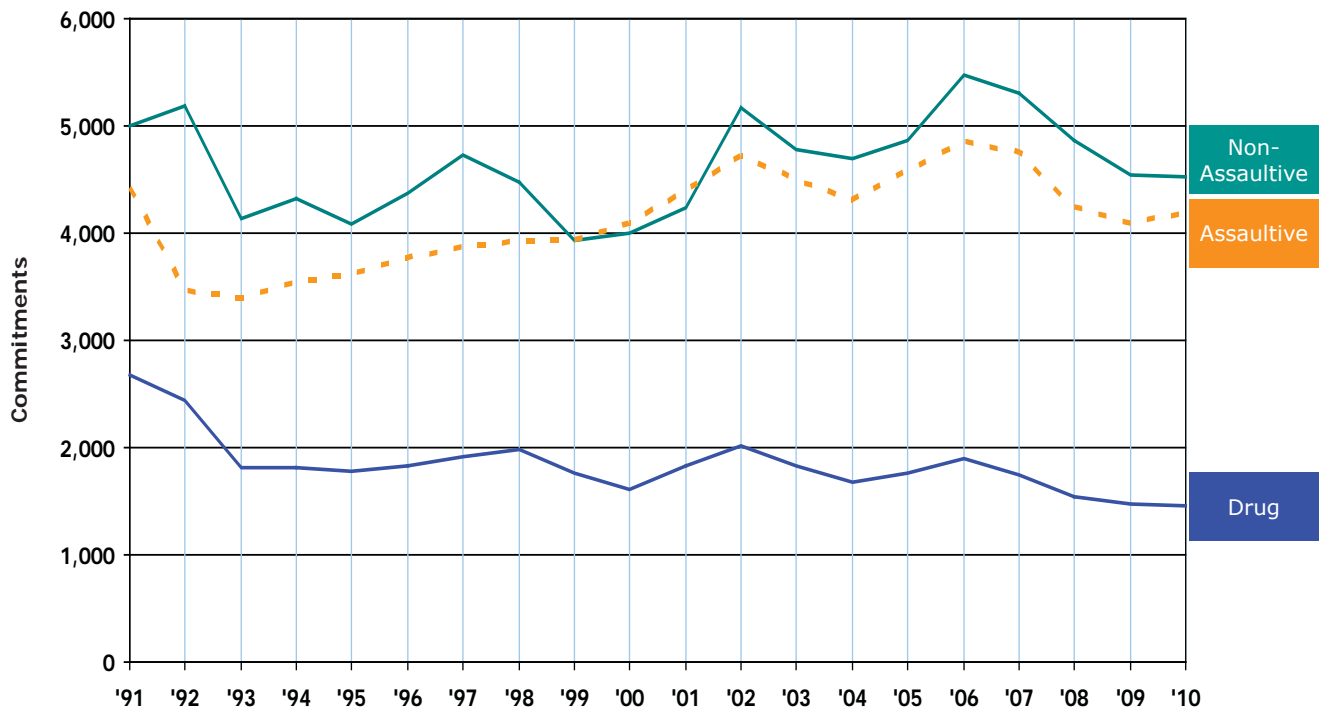
2010



TOTAL = 10,170*

* 5 cases have insufficient information to determine crime type.

1991 - 2010



Source: Corrections Management Information System (CMIS)

Prisoner Population



This section presents descriptions of Michigan's correctional facilities and statistics regarding the characteristics of the prisoner population.

The **Map** on page C-2 shows the location of each Michigan prison, as well as a geographic breakdown of the Correctional Facilities Administration (CFA) regions. The map is followed by a description of each facility starting on page C-3.

Chart C shows a breakdown of the net operating capacity of the institutions by security level.

Table Ca shows the end-of-year institution population from 1996 through 2010.

Table Cb and **Cc** shows total prisoner population, prison commitments and Michigan census data from 1951 through 2010.

Beginning with **Table C1**, the total prisoner population is broken down by offense and minimum sentence. The total population includes prisoners housed in institutions, the SAI Prison program and the Intensive ReEntry Program. **Tables C1a** through **C1c** reflect this information according to major crime categories (i.e., non-assaultive, drug and assaultive).

Table C2 reflects this same information for female prisoners,

for all offenses.

The offenses in **Tables C1** and **C2** are sorted by Michigan Compiled Law (MCL) numbers and Prosecuting Attorney's Coordinating Council (PACC) codes (the sort order used since 1999). Since this sort order keeps sequential codes together, similar crimes that have identical maximum penalties are not consolidated. This level of detail provides much richer information, but the reader must be careful to watch for related codes when attempting to examine the prison population frequency and minimum term distribution for a particular type of crime. For example, several separate offense codes now appear for the crime of first degree criminal sexual conduct (750.520B--) because each code represents a specific characteristic of the offense.

Tables C3 through **C3b** summarize the 2010 total prisoner population broken down by age, race and location.

The movement of prisoners into and out of the institution population during 2010 is summarized in **Table C4**. To demonstrate the effect of prisoner movement on the size of the institutional population, the table reports only the movements onto and off of the institution count.

In other words, the table ignores movement types that do not affect the total count (e.g., movements *between* institutions).

Table C5 shows the number of escapes from secure DOC custody from 2003 through 2010.

Michigan Department of Corrections Correctional Facilities Map

As of December 31, 2010



● Correctional Facilities

1. Ojibway Correctional Facility
2. Baraga Max. Correctional Facility
3. Marquette Branch Prison*
4. Alger Correctional Facility
5. Newberry Correctional Facility
6. Chippewa Correctional Facility
6. Kinross Correctional Facility
7. Pugsley Correctional Facility
8. Oaks Correctional Facility
9. Earnest C. Brooks Correctional Facility
9. Muskegon Correctional Facility
9. West Shoreline Correctional Facility
10. Carson City Correctional Facility
11. Central Michigan Correctional Facility
11. St. Louis Correctional Facility
12. Saginaw Correctional Facility
13. Richard A. Handlon Correctional Facility
13. Ionia Maximum Correctional Facility
13. Michigan Reformatory
13. Bellamy Creek Correctional Facility
14. Thumb Correctional Facility
15. Macomb Correctional Facility¹
16. G. Robert Cotton Correctional Facility
16. Charles E. Egeler RGC*
16. Parnall Correctional Facility
16. Cooper Street Correctional Facility
17. Special Alternative Incarceration Facility
18. Mound Correctional Facility
18. Ryan Correctional Facility
19. Women's Huron Valley Correctional Facility^{1*}
20. Woodland Center Correctional Facility¹
21. Florence Crane Correctional Facility
21. Lakeland Correctional Facility
22. Gus Harrison Correctional Facility

*Includes reception centers

¹Inpatient psychiatric units operated by the Michigan Dept. of Community Health

Source: Correctional Facilities Administration

Michigan Department of Corrections Facilities

December 31, 2010

- **Alger Correctional Facility (LMF)**
- **Baraga Maximum Correctional Facility (AMF)**
- **Bellamy Creek Correctional Facility (IBC)**
- **Brooks, Earnest C. Correctional Facility (LRF)**
Includes information for the West Shoreline Correctional Facility (MTF).
- **Carson City Correctional Facility (DRF)**
- **Central Michigan Correctional Facility (STF)**
Opened as the Mid-Michigan Correctional Facility (STF). Combined in October 2010 with Pine River Correctional Facility (SPR), which was previously under the St. Louis Correctional Facility (SLF), and renamed the Central Michigan Correctional Facility.
- **Chippewa Correctional Facility (URF)**
- **Cooper Street Correctional Facility (JCS)**
Includes information for the Special Alternative Incarceration Facility (SAI).
- **Cotton, G. Robert Correctional Facility (JCF)**
- **Crane, Florence Correctional Facility (ACF)**
Information regarding this facility can be found under the Lakeland Correctional Facility (LCF).
- **Egeler, Charles E. Reception And Guidance Center (RGC)**
- **Handlon, Richard A. Correctional Facility (MTU)**
- **Harrison, Gus Correctional Facility (ARF)**
- **Ionia Maximum Correctional Facility (ICF)**
- **Kinross Correctional Facility (KCF)**
- **Lakeland Correctional Facility (LCF)**
Includes information for Crane, Florence Correctional Facility (ACF).
- **Macomb Correctional Facility (MRF)**
- **Marquette Branch Prison (MBP)**
- **Michigan Reformatory (RMI)**
- **Mound Correctional Facility (NRF)**
- **Newberry Correctional Facility (NCF)**
- **Oaks Correctional Facility (ECF)**
- **Ojibway Correctional Facility (OCF)**
- **Parnall Correctional Facility (SMT)**
- **Pugsley Correctional Facility (MPF)**
- **Ryan Correctional Facility (RRF)**
- **Saginaw Correctional Facility (SRF)**
- **Special Alternative Incarceration Facility (SAI)**
Information regarding this facility can be found under the Cooper Street Correctional Facility (JCS).
- **St. Louis Correctional Facility (SLF)**
Information regarding this facility can be found under the Central Michigan Correctional Facility (STF). Previously included the Pine River Correctional Facility (SPR), until it was combined with the Mid-Michigan Correctional Facility (STF) in October 2010.
- **Thumb Correctional Facility (TCF)**
- **West Shoreline Correctional Facility (MTF)**
Information regarding this facility is listed under Brooks, Earnest C. Correctional Facility (LRF).
- **Women's Huron Valley Correctional Facility (WHV)**
- **Woodland Center Correctional Facility (WCC)**

-
-
- **Muskegon Correctional Facility (MCF)**
MCF closed in February 2010. It re-opened in April 2010, specifically to house prisoners in beds contracted for by the state of Pennsylvania. Following contract withdrawal, it closed for a final time in May 2011.

Following its closure in February 2010, MCF was not subsequently included as a part of any of the MDOC's reported operating capacity.

2010 Facility Descriptions

Alger Correctional Facility (LMF)

Warden Catherine S. Bauman
Deputy Warden Dan Lesatz
N6141 Industrial Park Drive
Munising, MI 49862
(906) 387-5000; FAX (906) 387-5019

Opened: August 1990
Total Capacity: 893
Net Operating Capacity: 858
Age Limits: Males, 17 and older
Security Level: IV

Appropriation for FY 2010: \$27,231,400
Appropriated per diem for prisoner care and custody: \$83.92

Baraga Maximum Correctional Facility (AMF)

Warden Gary J. Capello
Deputy Warden Jeffrey Larson
13924 Wadaga Road
Baraga, MI 49908-9204
(906) 353-7070; FAX (906) 353-8759

Opened: June 1993
Total Capacity: 896
Net Operating Capacity: 868
Age Limits: Males, 17 and older
Security Level: I and V

Appropriation for FY 2010: \$31,363,100
Appropriated per diem for prisoner care and custody: \$97.20

Bellamy Creek Correctional Facility (IBC)

Warden Ken McKee
Deputy Warden Cathleen Stoddard
1727 W. Bluewater Hwy.
Ionia, MI 48846
(616) 527-2510; FAX (616) 527-7089

Opened: December 2001
Total Capacity: 1,845
Net Operating Capacity: 1,820
Age Limits: Males, 17 and older
Security Level: I, II and IV

Appropriation for FY 2010: \$36,767,300
Appropriated per diem for prisoner care and custody: \$54.45

Brooks, Earnest C. Correctional Facility (LRF)

Warden Mary Berghuis
Deputy Warden James Verboncouer
2500 S. Sheridan Road
Muskegon Heights, MI 49444
(231) 773-9200; FAX (231) 777-2097

Opened: June 1989
Total Capacity: 1,126
Net Operating Capacity: 1,107
Age Limits: Males, 17 and older
Security Level: I, II and IV

Appropriation for FY 2010: \$45,346,500
Appropriated per diem for prisoner care and custody: \$50.92

West Shoreline Correctional Facility (MTF)

Warden Mary Berghuis
Deputy Warden Bobbi Smith
2500 S. Sheridan Drive
Muskegon Heights, MI 49444
(231) 773-1122; FAX (231) 777-2097

Opened: October 1987
Total Capacity: 1,202
Net Operating Capacity: 1,200
Age Limits: Males, 17 and older
Security Level: Secure I

Appropriation information for FY 2010: Included in the budget of Brooks, Earnest C. Correctional Facility (LRF), above.

Carson City Correctional Facility (DRF)

Warden Blaine C. Laffler
Deputy Warden Tony Trierweiler
10274 Boyer Rd.
Carson City, MI 48811
(989) 584-3941; FAX (989) 584-6535

Opened: August 1989
Consolidated (August, 2010): With Boyer Road Correctional Facility (OTF), which had opened in November 1987.

Total Capacity: 2,328
Net Operating Capacity: 2,311
Age Limits: Males, 17 and older
Security Level: I, Secure I, II and IV

Appropriation for FY 2010: \$46,464,800
Appropriated per diem for prisoner care and custody: \$52.17

Shading indicates facilities that have consolidated administrations.

Central Michigan Correctional Facility (STF)

Warden Tom Birkett
Deputy Warden Erick Balcarcel
320 N. Hubbard
St. Louis, MI 48880
(989) 681-6668; FAX (989) 681-6678

Opened: February 1990, as Mid-Michigan Correctional Facility
Consolidated (October, 2010): With Pine River Correctional Facility (SPR) - which had opened in January 2000
Total Capacity: 2,484
Net Operating Capacity: 2,480
Age Limits: Males, 17 and older
Security Level: Secure I

FY 2010 included the St. Louis Correctional Facility (SLF) and former Mid-Michigan Correctional facility (STF) as one appropriation, and the Pine River Correctional Facility (SPR) as a separate appropriation. Appropriations were as follows:

St. Louis & Mid Michigan:

Appropriation for FY 2010: \$50,425,800
Appropriated per diem for prisoner care and custody: \$56.95

Pine River:

Appropriation for FY 2010: \$20,713,200
Appropriated per diem for prisoner care and custody: \$47.29

Some operational changes were made in October 2010. The Mid-Michigan Correctional Facility was separated from the St. Louis Correctional Facility, and combined with the Pine River Correctional Facility - keeping the STF code. The St. Louis Correctional Facility became a stand alone facility, keeping the SLF code.

St. Louis Correctional Facility (SLF)

Warden Steven Rivard
Deputy Warden Doug Dingeldey
8585 N. Croswell Road
St. Louis, MI 48880
(989) 681-6444; FAX (989) 681-2425

Opened: 1999
Total Capacity: 1,176
Net Operating Capacity: 1,155
Age Limits: Males, 17 and older
Security Level: IV

Appropriation information for FY 2010: Included in the budget of Central Michigan Correctional Facility (STF), above.

Chippewa Correctional Facility (URF)

Warden Greg McQuiggin
Deputy Warden Duncan MacLaren
4269 W. M-80
Kincheloe, MI 49784
(906) 495-2275; FAX (906) 495-5836

Opened: August 1989
Consolidated (August 2010): With Straits Correctional Facility (KTF), which had opened in May 1988.
Total Capacity: 2,150
Net Operating Capacity: 2,119
Age Limits: Males, 17 and older
Security Level: I, II and IV

Appropriation for FY 2010: \$47,349,800
Appropriated per diem for prisoner care and custody: \$56.85

Cooper Street Correctional Facility (JCS)

Warden Paul Klee
 Deputy Warden Will Riley
 3100 Cooper Street
 Jackson, MI 49201
 (517) 780-6175; FAX (517) 780-6811

Opened: 1997
 Total Capacity: 1,752
 Net Operating Capacity: 1,751
 Age Limits: Males, 17 and older
 Security Level: Secure I

Appropriation for FY 2010: \$28,503,700
 Appropriated per diem for prisoner care and custody: \$44.57

Special Alternative Incarceration Facility (SAI)

Warden Paul Klee
 18901 Waterloo Road
 Chelsea, MI 48118
 (734) 475-1368

Total Capacity: 176
 Net Operating Capacity: 176

In 1988, SAI opened as a 90-day military 'Boot Camp' style program for male probationers, under the Field Operations Administration (FOA). Patterned after military basic training, it involved physical fitness and programming (education, substance abuse awareness, basic life skills and counseling). In 1992, it was expanded to include females, and later to also include prisoners serving a minimum sentence of 36 months or less.

In 2003, SAI's component for intensive parole or probation supervision in the community was replaced with regular community supervision.

In 2004, SAI transferred to the Correctional Facilities Administration (CFA), assigned to the Cooper Street Correctional Facility for administrative oversight.

In 2008, SAI was redesigned to adhere to the evidence-based practices of the Michigan Prisoner ReEntry Initiative (MPRI). Most significant was dropping the old military-style, 'boot camp' setting. As an In-Reach Facility under MPRI, each trainee receives individualized custom programming based on their needs, risks, and strengths as determined by a COMPAS assessment.

In 2010, a major change was including prisoners who were denied parole at their initial parole hearing but were viewed as acceptable to SAI programming by both the MDOC and the Parole Board. These groups of SAI participants are referred to as Intensive Reentry trainees (IR). This group is made up of persons who in many instances have passed their earliest release date and who

will only be considered for parole if they successfully complete the SAI program.

Appropriation for FY 2010: \$10,892,600
 Appropriated per diem for prisoner care and custody: \$74.61

Cotton, G. Robert Correctional Facility (JCF)

Warden Debra Scutt
 Deputy Warden Joe Barrett
 3500 N. Elm Road
 Jackson, MI 49201
 (517) 780-5000; FAX (517) 780-5100

Opened: December 1985
 Total Capacity: 1,766
 Net Operating Capacity: 1,756
 Age Limits: Males, 17 and older
 Security Level: I, Secure I, II and IV

Appropriation for FY 2010: \$38,843,000
 Appropriated per diem for prisoner care and custody: \$57.40

Egeler, Charles E. Reception and Guidance Center (RGC)

Warden Heidi Washington
 Deputy Warden John Ocwieja
 3855 Cooper Street
 Jackson, MI 49201-7547
 (517) 780-5600; FAX (517) 780-5814
 Duane Waters Hospital (517) 780-5601; FAX (517) 780-5677

Opened: As Charles Egeler Reception and Guidance Center (RGC) in July 2002
 Total Capacity: 1,482
 Net Operating Capacity: 1,443
 Age Limits: Males, 17 and older
 Security Levels: I, II and Reception (Quarantine)

Appropriation for FY 2010: \$39,222,400
 Appropriated per diem for prisoner care and custody: \$78.09

Handlon, Richard A. Correctional Facility (MTU)

Warden John Prelesnik
 Deputy Warden Barbara Meagher
 1728 Bluewater Highway
 Ionia, MI 48846
 (616) 527-3100; FAX (616) 527-3161

Opened: January 1958
 Total Capacity: 1,296
 Net Operating Capacity: 1,246
 Age Limits: Males, 17 and older
 Security Level: II

Appropriation for FY 2010: \$23,238,300
 Appropriated per diem for prisoner care and custody: \$48.23

Harrison, Gus Correctional Facility (ARF)

Warden Paul D. Klee
Deputy Warden Lee McRoberts
2727 E. Beecher Street
Adrian, MI 49221
(517) 265-3900; FAX (517) 265-9542

Opened: March 1991
Consolidated (August 2009): With Parr Highway
Correctional Facility (ATF), which had opened
in May 1989.
Total Capacity: 2,244
Net Operating Capacity: 2,225
Age Limits: Males, 17 and older
Security Level: I, Secure I, II and IV

Appropriations for FY 2010: \$45,323,300
Appropriated per diem for prisoner care and
custody: \$53.02

Ionia Maximum Correctional Facility (ICF)

Warden Willie Smith
Deputy Warden Nannette Norwood
1576 W. Bluewater Highway
Ionia, MI 48846
(616) 527-6331; FAX (616) 527-6863

Opened: May 1987
Total Capacity: 706
Net Operating Capacity: 673
Age Limits: Males, 17 and older
Security Level: II and V

Appropriation for FY 2010: \$29,583,600
Appropriated per diem for prisoner care and
custody: \$114.64

Kinross Correctional Facility (KCF)

Warden Jeffrey Woods
Deputy Warden Thomas Mackie
16770 S. Water Tower Drive
Kincheloe, MI 49788
(906) 495-2282; FAX (906) 495-5837

Opened: January 1978
Total Capacity: 1,916
Net Operating Capacity: 1,884
Age Limits: Males, 17 and older
Security Level: I and II

Appropriation for FY 2010: \$35,813,100
Appropriated per diem for prisoner care and
custody: \$54.54

Lakeland Correctional Facility (LCF)

Warden Carol Howes
Deputy Warden Bonita Hoffner
141 First Street
Coldwater, MI 49036
(517) 278-6942; FAX (517) 279-0327

Opened: Annex - December 1985; Medium Unit -
June 1986
Total Capacity: 1,424
Net Operating Capacity: 1,418
Age Limits: Males, 17 and older
Security Level: II

Appropriation for FY 2010: \$46,167,900
Appropriated per diem for prisoner care and
custody: \$52.88

Crane, Florence Correctional Facility (ACF)

Warden Carol Howes @ LCF
Deputy DeWayne Burton
38 Fourth Street
Coldwater, MI 49036
(517) 279-9165; FAX (517) 279-0327 @ LCF

Opened: April 1985/Re-opened for men in
November 2000
Closed: June 1, 2011
Total Capacity: 1,063
Net Operating Capacity: 1,062
Age Limits: Males, 17 and older
Security Level: Secure I

*Appropriation information for FY 2010: Included
in the budget of Lakeland Correctional
Facility (LCF), above.*

Macomb Correctional Facility (MRF)

Warden Hugh Wolfenbarger
Deputy Warden Randall W. Haas
34625 26 Mile Road
New Haven, MI 48048
(586) 749-4900; FAX (586) 749-4927

Opened: January 1993
Total Capacity: 1,300
Net Operating Capacity: 1,284
Age Limits: Males, 17 and older
Security Level: Level I, II and IV

Appropriation for FY 2010: \$27,464,000
Appropriated per diem for prisoner care and
custody: \$61.27

Marquette Branch Prison (MBP)

Warden Robert Napel
Deputy Warden James Alexander
1960 U.S. 41 South
Marquette, MI 49855
(906) 226-6531; FAX (906) 226-6556

Opened: 1889
Total Capacity: 1,216
Net Operating Capacity: 1,197
Age Limits: Males, 17 and older
Security Level: I and V

Appropriation for FY 2010: \$37,630,100
Appropriated per diem for prisoner care and
custody: \$85.84

Michigan Reformatory (RMI)

Warden Carmen Palmer
Deputy Warden Tim Kipp
1342 West Main Street
Ionia, MI 48846
(616) 527-2500; FAX (616) 527-2936

Re-opened November, 2007 to house prisoners
vacated from the closure of Riverside
Correctional Facility (RCF).
Opened 1877, closed 2001 when Bellamy Creek
Correctional Facility opened.
Total Capacity: 1,316
Net Operating Capacity: 1,299
Age Limits: Males, 17 and older
Security Level: II and IV

Appropriation for FY 2010: \$26,179,100
Appropriated per diem for prisoner care and
custody: \$53.61

Mound Correctional Facility (NRF)

Warden Raymond Booker
Deputy Warden Darrell Stewart
17601 Mound Road
Detroit, MI 48212
(313) 368-8300; FAX (313) 368-8972

Opened: July 1994
Total Capacity: 1,066
Net Operating Capacity: 1,019
Age Limits: Males, 17 and older
Security Level: II

Appropriation for FY 2010: \$26,309,100
Appropriated per diem for prisoner care and
custody: \$68.58

Newberry Correctional Facility (NCF)

Warden Mitch Perry
Acting Deputy Warden James Young
3001 Newberry Avenue
Newberry, MI 49868
(906) 293-6200; FAX (906) 293-6284

Opened: January 1996
Total Capacity: 1,072
Net Operating Capacity: 1,072
Age Limits: Males, 17 and older
Security Level: Secure I, and II

Appropriation for FY 2010: \$26,846,800
Appropriated per diem for prisoner care and
custody: \$75.21

Oaks Correctional Facility (ECF)

Warden Cindi Curtin
Deputy Warden Tim Ball
1500 Caberfae Highway
Manistee, MI 49660-9200
(231) 723-8272; FAX (231) 723-4278

Opened: March 1992
Total Capacity: 1,154
Net Operating Capacity: 1,112
Age Limits: Males, 17 and older
Security Level: IV

Appropriation for FY 2010: \$33,808,200
Appropriated per diem for prisoner care and
custody: \$80.13

Ojibway Correctional Facility (OCF)

Warden Linda Tribbley
Deputy Warden Dan Quigley
N. 5705 Ojibway Road
Marenisco, MI 49947-9771
(906) 787-2217; FAX (906) 787-2324

Opened: July 2000
Total Capacity: 1,090
Net Operating Capacity: 1,090
Age Limits: Males, 17 and older
Security Level: Secure I

Appropriation for FY 2010: \$19,361,100
Appropriated per diem for prisoner care and
custody: \$48.66

Parnall Correctional Facility (SMT)

Warden Sherry L. Burt
Deputy Warden Cascelia Brown-Brandon
1780 E. Parnall
Jackson, MI 49201-7138
(517) 780-6004; FAX (517) 780-6399

Opened: 1839
Became separate facility under State Prison of
Southern Michigan break-up plan, October
1994.
Total Capacity: 1,695
Net Operating Capacity: 1,680
Age Limits: Males, 17 and older
Security Level: I

Appropriation for FY 2010: \$26,377,800
Appropriated per diem for prisoner care and
custody: \$42.21

Pugsley Correctional Facility (MPF)

Warden Shirlee Harry
Deputy Warden David Pratt
7401 E. Walton Road
Kingsley, MI 49649
(231) 263-5253; FAX (231) 263-7606

Opened: January, 2001
Total Capacity: 1,209
Net Operating Capacity: 1,207
Age Limits: Males, 17 and older
Security Level: Secure I

Appropriation for FY 2010: \$20,300,600
Appropriated per diem for prisoner care and
custody: \$48.03

Ryan Correctional Facility (RRF)

Warden Raymond Booker
Deputy Warden Scott Nobles
17600 Ryan Road
Detroit, MI 48212
(313) 368-3200; FAX (313) 368-3224

Opened: August 1991
Total Capacity: 1,078
Net Operating Capacity: 1,075
Age Limits: Males, 17 and older
Security Level: II

Appropriation for FY 2010: \$29,261,000
Appropriated per diem for prisoner care and
custody: \$75.70

Saginaw Correctional Facility (SRF)

Warden Lloyd Rapelje
Deputy Warden O'Bell T. Winn
9625 Pierce Road
Freeland, MI 48623
(989) 695-9880; FAX (989) 695-6662

Opened: August 1993
Total Capacity: 1,486
Net Operating Capacity: 1,476
Age Limits: Males, 17 and older
Security Level: I, II and IV

Appropriation for FY 2010: \$31,177,000
Appropriated per diem for prisoner care and
custody: \$57.71

Thumb Correctional Facility (TCF)

Warden David Bergh
Deputy Warden Lori Gidley
3225 John Conley Drive
Lapeer, MI 48446
(810) 667-2045; FAX (810) 667-2048

Opened: October 1987
Total Capacity: 1,216
Net Operating Capacity: 1,181
Age Limits: Males, all ages
Security Level: II

Appropriation for FY 2010: \$29,147,500
Appropriated per diem for prisoner care and
custody: \$65.51

Women's Huron Valley Correctional Facility (WHV)

Warden Millicent Warren
Deputy Warden Custody Lucille Evans
Deputy Warden Housing Mary Jo Pass
A/Deputy Warden Programs Karri Osterhout
3201 Bemis Road
Ypsilanti, MI 48197-0911
(734) 434-5888; FAX (734) 572-9499

Effective May 2009 the Huron Valley Complex
changed to Women's Huron Valley
Correctional Facility.

In 2004, the Huron Valley Correctional Facility
(HVM) and the Huron Valley Center (HVC)
were integrated into the Huron Valley
Complex.

Age Limits: Females, 17 and older
Security Level: I, Secure I, II and IV
Total Capacity: 2,040
Net Operating Capacity: 1,900

Appropriation for FY 2010: \$67,180,900
Appropriated per diem for prisoner care and
custody: \$98.32

Woodland Center Correctional Facility (WCC)

Warden Joan Roggenbuck
A/Deputy Warden Patrick Warren
9036 E. M-36
Whitmore Lake, MI 48189
(734) 449-4422; FAX (734) 449-3022

Opened: April 2009 (Formerly W. J. Maxey Boy's
Training School)
Total Capacity: 134
Net Operating Capacity: 118
Age Limits: Males, 17 and older
Security Level: IV

Appropriation for FY 2010: \$15,850,100
Appropriated per diem for prisoner care and
custody: \$132.39

Muskegon Correctional Facility (MCF)

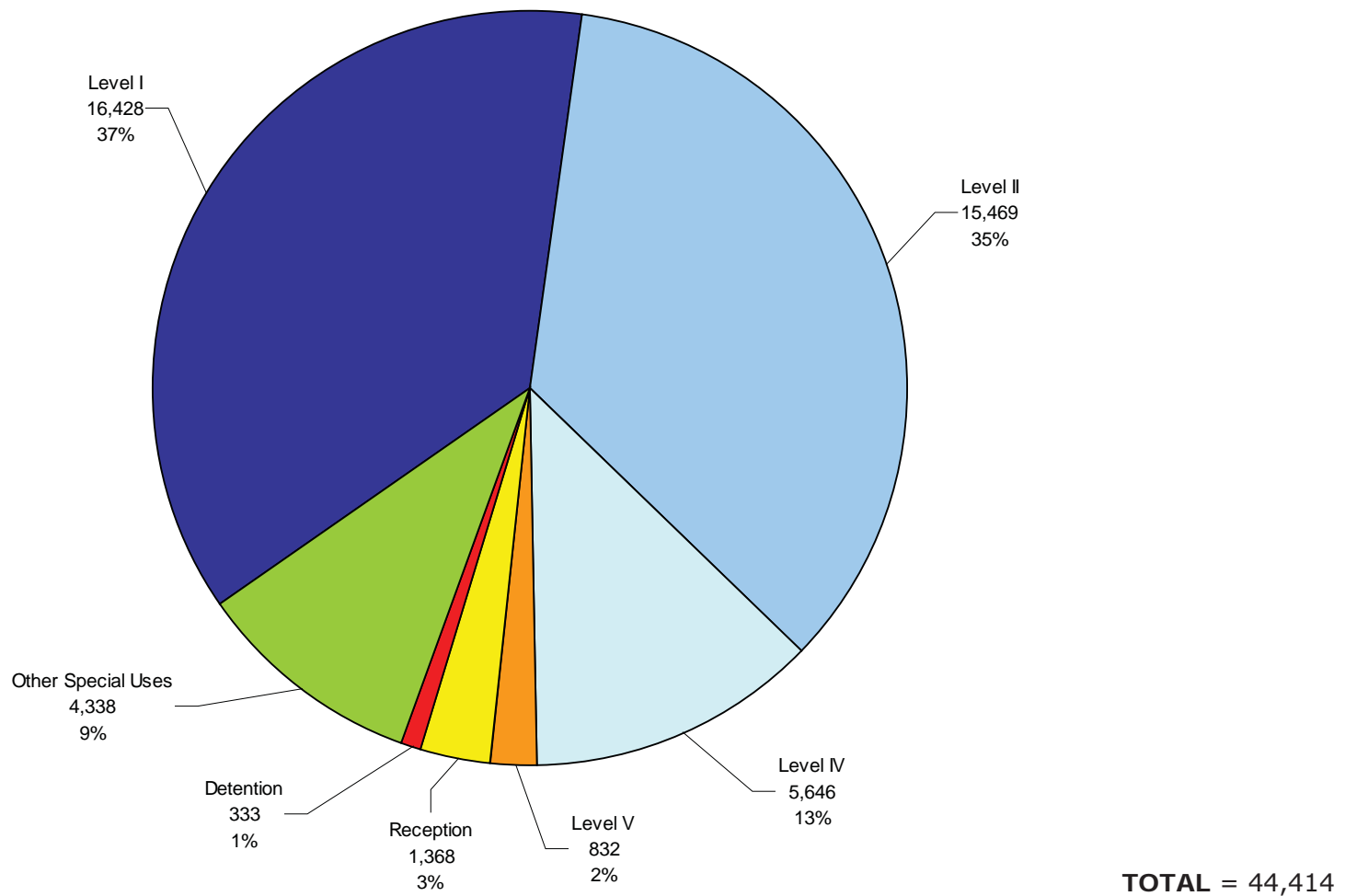
Warden Michael Curley
Deputy Warden Rick Smith
2400 S. Sheridan Drive
Muskegon, MI 49442
(231) 773-3201; FAX (231) 773-3657

MCF opened in 1974 with Total and Net
Operating Capacities of 1,150. It was a
Security Level II facility and housed males
17 and older. MCF closed in February 2010.
It re-opened in April 2010, specifically to
house prisoners in beds contracted for by the
State of Pennsylvania. Following contract
withdrawal, it closed for a final time in May
2011.

Following its closure in February 2010, MCF
was not subsequently included as a part
of any of the MDOC's reported operating
capacity.

C Net Operating Capacity by Security Level

As of December 31, 2010



C-11

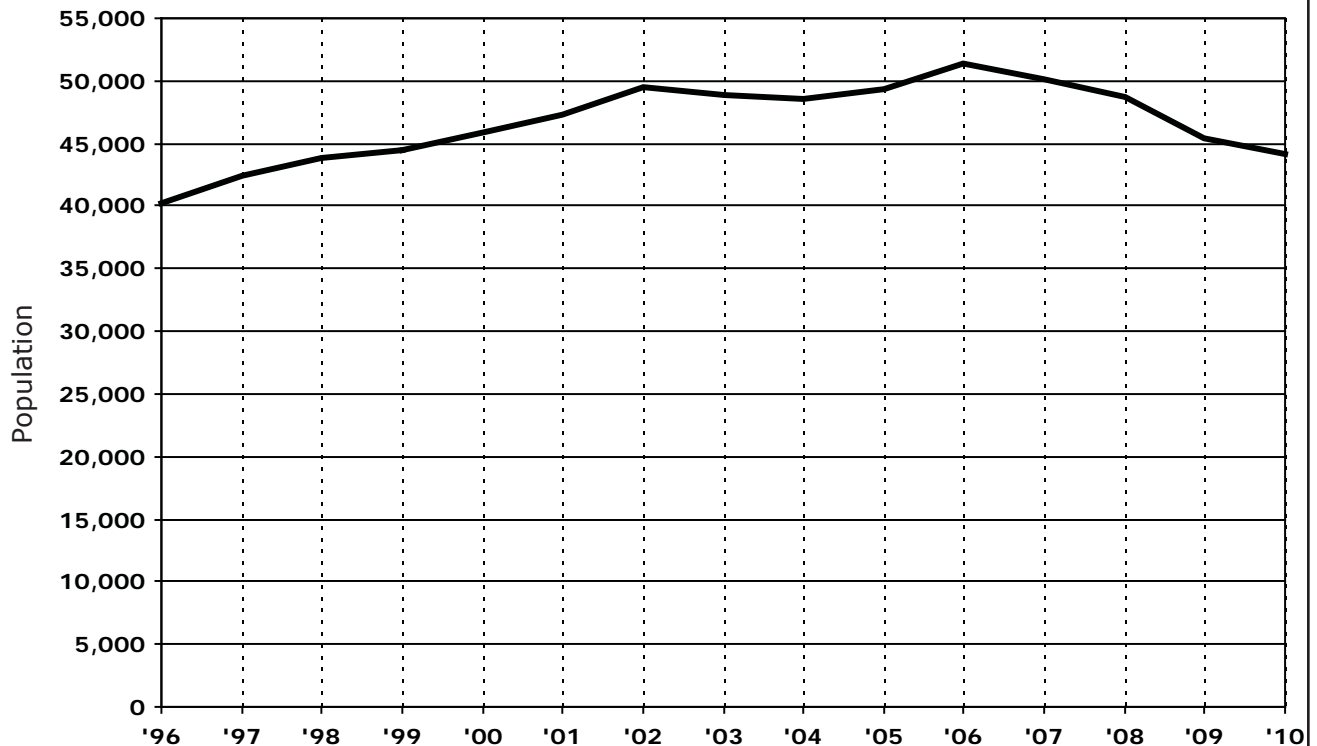
SOURCE: MDOC Capacity Certification Survey *Corrected 03/01/2012

Ca

Year-End Prison Population (Institutions)

Calendar Years 1996 - 2010

Year	Year-End Population	Numerical Change	Percent Change
1996	40,182	1,328	3.4
1997	42,426	2,244	5.6
1998	43,821	1,395	3.3
1999	44,500	679	1.5
2000	45,821	1,321	3.0
2001	47,317	1,496	3.3
2002	49,459	2,142	4.5
2003	48,887	(572)	(1.2)
2004	48,557	(330)	(0.7)
2005	49,377	820	1.7
2006	51,454	2,077	4.2
2007	50,203	(1,251)	(2.4)
2008	48,686	(1,517)	(3.0)
2009	45,478	(3,208)	(6.6)
2010	44,113	(1,365)	(3.0)



SOURCE: Prison Census Reports



Total Prisoner Population, Prison Commitments and Michigan Census: 1951 - 2010

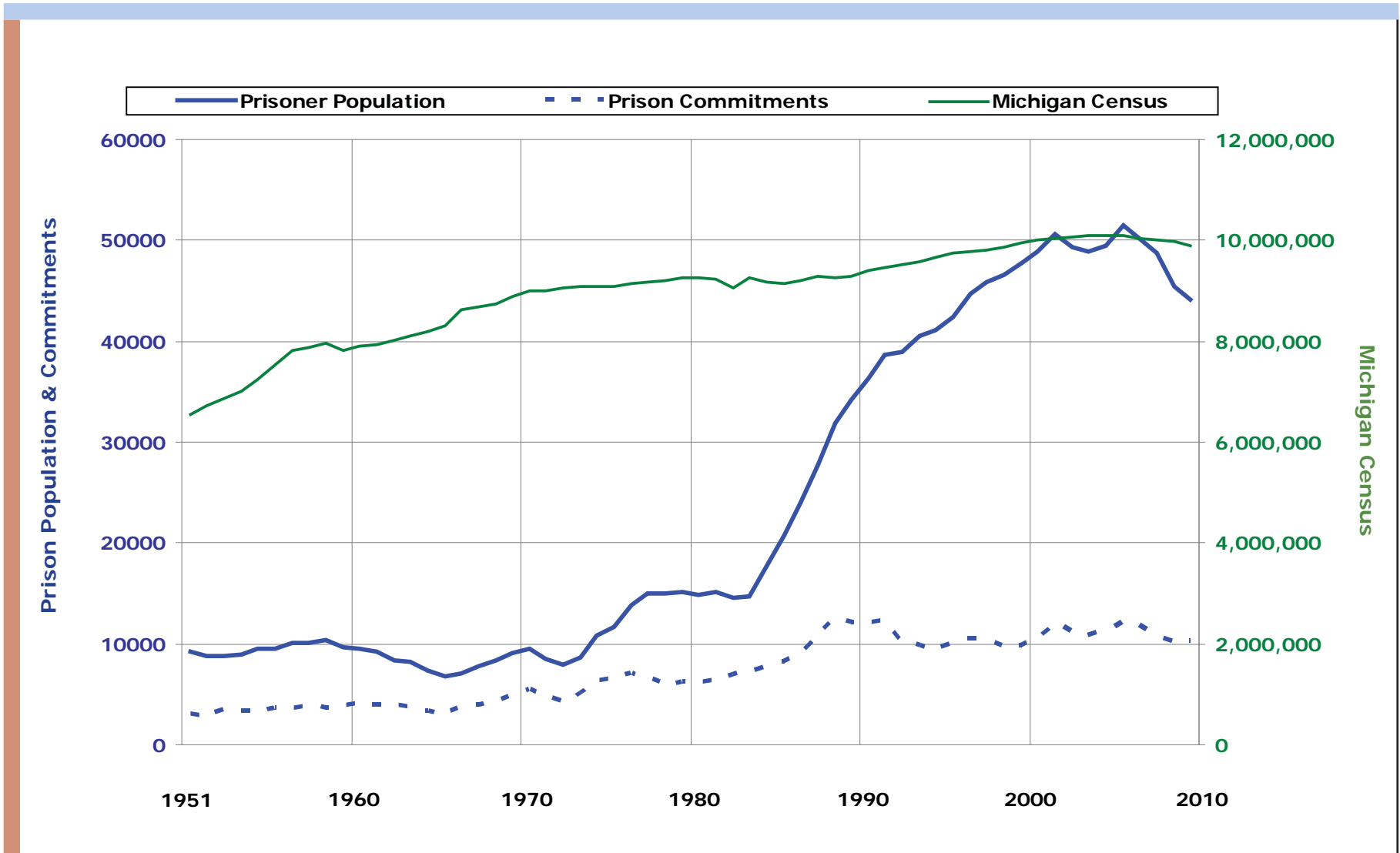
Year	Total Prisoner Population ¹	Prison Commitments (Incl. Add. Sentence Imposed)	Michigan Census
1951	9,176	3,041	6,545,000
1952	8,774	2,779	6,708,000
1953	8,870	3,530	6,852,000
1954	8,912	3,386	7,024,000
1955	9,571	3,270	7,236,000
1956	9,547	3,601	7,516,000
1957	10,071	3,588	7,803,000
1958	10,138	3,890	7,866,000
1959	10,334	3,667	7,960,000
1960	9,622	3,706	7,823,194
1961	9,550	4,123	7,903,000
1962	9,197	3,832	7,939,000
1963	8,338	3,990	8,030,000
1964	8,264	3,741	8,100,000
1965	7,345	3,280	8,199,283
1966	6,754	3,088	8,314,070
1967	7,037	3,719	8,615,000
1968	7,743	3,950	8,675,000
1969	8,409	4,169	8,734,000
1970	9,079	4,907	8,875,083
1971	9,547	5,446	8,996,000
1972	8,471	4,734	9,013,475
1973	7,874	4,114	9,061,000
1974	8,630	5,172	9,094,000
1975	10,855	6,218	9,092,000
1976	11,737	6,596	9,100,000
1977	13,824	7,071	9,138,000
1978	14,944	6,681	9,181,000
1979	15,063	5,843	9,207,000
1980	15,148	6,212	9,262,078
1981	14,923	6,138	9,270,000
1982	15,082	6,409	9,227,300
1983	14,508	6,897	9,050,282
1984	14,658	7,154	9,262,044
1985	17,744	7,767	9,170,000
1986	20,739	8,289	9,143,600
1987	23,977	9,092	9,205,800
1988	27,720	10,759	9,300,100
1989	31,834	12,760	9,273,300
1990	34,209	12,099	9,295,297 (actual)
1991	36,293	12,179	9,395,022
1992	38,628	12,191	9,470,323
1993	38,942	10,299	9,529,240
1994	40,501	9,751	9,584,481
1995	41,112	9,523	9,659,871
1996	42,349	10,047	9,739,184
1997	44,771	10,575	9,785,450
1998	45,879	10,433	9,820,231
1999	46,617	9,656	9,863,775
2000	47,718	9,743	9,938,444 (actual)
2001	48,849	10,498	10,004,341
2002	50,591	12,138	10,037,303
2003	49,357	11,167	10,065,881
2004	48,831	10,772	10,090,280
2005	49,493	11,273	10,093,266
2006	51,515	12,283	10,083,878
2007	50,233	11,851	10,049,790
2008	48,713	10,678	10,003,422
2009	45,478	10,130	9,969,727
2010	44,113	10,170 ²	9,883,640

¹ Total Prisoner Population includes prisoners in the institutions and the SAI - Prison program (and Community Residential Programs in the relevant years). **SOURCES:** Prisoner Population - Prisoner Census Report; Commitments - Corrections Management Information System (CMIS); Michigan Census - U.S. Census Bureau. The figure for Year 2000 reflects actual Census. Census figures since 2000 revised by the Census Bureau at <http://factfinder.census.gov/servlet/GCTTable>. ² Rev: 08/24/2012 (JA)



Trends in Prisoner Population, Prison Commitments and Michigan Census: 1951 - 2010

C - 14



NOTES: Total Prisoner Population includes prisoners in the institutions and camps and the SAI - Prison program (and Community Residential Programs in the relevant years). Prison Commitments include additional sentence imposed.

SOURCES: Prisoner Population - Prisoner Census Report; Commitments - Corrections Management Information System (CMIS); Michigan Census - U.S. Census Bureau. The figure for Year 2000 reflects actual Census. Census figures since 2000 revised by the Census Bureau at <http://factfinder.census.gov/servlet/GCTTable>.

C1 2010 Total Prisoner Population by Minimum Term Distribution - All Offenses

C - 15

			TOTAL	.5	1	1.5	2	2.5	3	3.5	4	4.5	5	10	15	20	25	>25	LIFE	AVG
GRAND TOTALS			44,113 ¹	265	2,123	2,939	5,690	1,637	2,461	859	1,621	832	2,487	7,606	3,838	2,508	1,765	2,086	4,998	8.6
			42,968	210	1,964	2,817	5,504	1,599	2,424	835	1,615	828	2,474	7,578	3,823	2,493	1,755	2,077	4,972	8.7
			747	55	159	122	186	38	37	24	6	4	13	28	15	15	10	9	26	3.3
Compiled Laws	Offense	Max. Penalty																		
28.729	Sex Offenders - Failure to Register	4	152	3	41	48	36	12	4	2	6									1.5
	ATTEMPTS		6	2	2	1			1											1.0
28.7291A	Sex Offender - Fail to Register	4	5		3	1							1							1.8
	ATTEMPTS																			
28.7291B	Sex Offender - Fail to Register, 2nd Offense	7	29	1	8	8	7		1	1	3									1.7
	ATTEMPTS																			
28.7291C	Sex Offender - Fail to Register, 3rd Offense	10	9		4	2	2		1											1.5
	ATTEMPTS		1			1														1.5
28.7292C	Sex Offender - Fail to Report, 3rd Offense	4	7		3	3	1													1.3
	ATTEMPTS																			
257.254	Motor Vehicle Code - Intent to Pass False Title	10	10		2	3	2		1			1			1					3.0
	ATTEMPTS																			
257.257	License Documents/Plates - Forgery	5	5		3	1	1													1.2
	ATTEMPTS																			
257.602A2	Police Officer - Flee - 4th Degree (Vehicle Code)	2	20		4	7	4	1		2	1			1						2.1
	ATTEMPTS																			
257.602A3-A	Police Officer - Flee - 3rd Degree (Vehicle Code)	5	239	3	63	63	67	11	17	3	6	3		3						1.7
	ATTEMPTS		1	1																.4
257.602A4	Police Officer - Flee - Serious Bodily Injury (Vehicle Code)	4	1								1									4.0
	ATTEMPTS																			
257.602A4-A	Police Officer - Flee - 2nd Degree (Vehicle Code)	10	97	1	7	9	31	4	15	6	4	4	7	9						2.9
	ATTEMPTS																			
257.602A5	Police Officer - Flee - 1st Degree (Vehicle Code)	15	3									1		2						6.5
	ATTEMPTS																			
257.617	Fail to Stop at Accident - Serious Impairment/Death	5	20			2	8	2	3	3	1		1							2.5
	ATTEMPTS																			
257.6173	Fail to Stop at Accident - At Fault Death Result	15	11					1	1			2	3	3	1					5.9
	ATTEMPTS																			
257.62510C	Operating Vehicle Intoxicated - 3rd Offense	1	2				2													1.9
	ATTEMPTS																			
257.6251-A	Operating Vehicle Intoxicated	MISD	4		1	1	1									1				6.1
	ATTEMPTS																			
257.6254	Operating Vehicle Intoxicated, Causing Death	15	185			5	7	8	12	4	25	7	27	76	10	2		1	1	6.1
	ATTEMPTS		1						1											3.0
257.6254A	Operating Vehicle Intoxicated, Causing Death	15	7						1	1	1		2	2						4.6
	ATTEMPTS																			
257.6254B	Operating Vehicle Intoxicated, Causing Death to Emergency Person	20	1						1											3.0
	ATTEMPTS																			

NOTE: Be sure to check for related offense codes when examining a particular type of crime. They may or may not be in sequential order or even on the same page.

C1 2010 Total Prisoner Population by Minimum Term Distribution - All Offenses

C - 16

			TOTAL	.5	1	1.5	2	2.5	3	3.5	4	4.5	5	10	15	20	25	>25	LIFE	AVG	
GRAND TOTALS			44,113 ¹	265	2,123	2,939	5,690	1,637	2,461	859	1,621	832	2,487	7,606	3,838	2,508	1,765	2,086	4,998	8.6	
			42,968	210	1,964	2,817	5,504	1,599	2,424	835	1,615	828	2,474	7,578	3,823	2,493	1,755	2,077	4,972	8.7	
			747	55	159	122	186	38	37	24	6	4	13	28	15	15	10	9	26	3.3	
Compiled Laws	Offense	Max. Penalty																			
257.6255	Operating Vehicle Intoxicated, Causing Incapacitating Injury	5 ATTEMPTS	1		1																1.0
257.6255-A	Operating Vehicle Intoxicated, Causing Serious Injury	5 ATTEMPTS	50		2	11	13	4	3	4	1		4	6	2						3.2
257.6256	Operating Vehicle Intoxicated, Impaired - 3rd Felony	5 ATTEMPTS	2					1			1										3.2
257.6256D	Operating Vehicle Intoxicated, Contr. Sub. - 3rd Offense	5 ATTEMPTS	847	7	116	244	291	62	70	21	25		6	4	1						1.9
257.6257A2	Operating Vehicle Intoxicated, w/ Occupant <16 - 2nd+ Offense	5 ATTEMPTS	13		2	3	5	1	1				1								1.9
257.903	Motor Vehicle Code, False Certification	5 ATTEMPTS	1				1														1.9
257.9041B	Operate - Allow Suspended/Revoked/ Denied to Operate	MISD ATTEMPTS	1	1																	.5
257.9041C	Operate - Allow Suspended/Revoked/ Denied to Operate - 2nd+ Offense	1 ATTEMPTS	1		1																1.0
257.9044	Operate - License Susp./Rev./Denied, Causing Death	15 ATTEMPTS	16				1	3	1	1		1	2	5	1	1					6.1
257.9045	Operate - License Susp./Rev./Denied, Causing Serious Injury	5 ATTEMPTS	15			4	7		1		3										2.1
287.3231	Dangerous Animal, Causing Death	15 ATTEMPTS	1								1										3.6
287.3232	Dangerous Animal, Causing Serious Injury	4 ATTEMPTS	1										1								5.0
324.31154	Water Resources Protection Violation Endangerment/Death	5 ATTEMPTS	1										1								5.0
324.801764	Marine Safety, Operating Under Influence, Death	15 ATTEMPTS	2						1					1							5.6
333.5210	AIDS - Sexual Penetration w/ Uninformed Partner	4 ATTEMPTS	5		1	1					3										2.8
333.73413	Contr. Sub. - Imitation Mfg/ Distribution	2 ATTEMPTS	10	2	3	3	1		1												1.1
333.74012A	Contr. Sub. - Del/Mfg (Narcotic or Cocaine)	LIFE ATTEMPTS	3																		3
333.74012A1	Contr. Sub. - Del/Mfg 1,000+ Grams (Narc. or Cocaine)	LIFE ATTEMPTS	182			1			2	1	3		2	38	31	34	10	10	50		14.6
			4				1				1				1			1			16.5
333.74012A2	Contr. Sub. - Del/Mfg 450 - 999 Grams (Narc. or Cocaine)	30 ATTEMPTS	142						3		5	4	2	46	35	43	3	1			13.0

NOTE: Be sure to check for related offense codes when examining a particular type of crime. They may or may not be in sequential order or even on the same page.

C1 2010 Total Prisoner Population by Minimum Term Distribution - All Offenses

C - 17

			TOTAL	.5	1	1.5	2	2.5	3	3.5	4	4.5	5	10	15	20	25	>25	LIFE	AVG
GRAND TOTALS			44,113 ¹	265	2,123	2,939	5,690	1,637	2,461	859	1,621	832	2,487	7,606	3,838	2,508	1,765	2,086	4,998	8.6
			42,968	210	1,964	2,817	5,504	1,599	2,424	835	1,615	828	2,474	7,578	3,823	2,493	1,755	2,077	4,972	8.7
			747	55	159	122	186	38	37	24	6	4	13	28	15	15	10	9	26	3.3
Compiled Laws	Offense	Max. Penalty																		
333.74012A3	Contr. Sub. - Del/Mfg 50 - 449 Grams (Narc. or Cocaine)	20 ATTEMPTS	503		4	6	19	11	30	15	26	43	43	265	31	5	2		3	6.7
			5				2	1	2											2.4
333.74012A4	Contr. Sub. - Del/Mfg Under 50 Grams (Narc. or Cocaine)	20 ATTEMPTS	995	14	126	180	271	84	108	32	61	8	42	55	10	1	2		1	2.6
			64	5	40	8	7	1	3											1.2
333.74012B1	Contr. Sub. - Del/Mfg Meth/Ecstasy	20 ATTEMPTS	204		1	2	15	9	34	8	10	32	23	64	6					4.9
			4		1	1	1					1	1							3.9
333.74012B-A	Contr. Sub. - Del/Mfg (Sched. 1-3), Except Marijuana	7 ATTEMPTS	45		6	13	17	1	5	1			1	1						2.0
333.74012C-A	Contr. Sub. - Del/Mfg (Sched. 4)	4 ATTEMPTS	6		1	1	4													1.6
333.74012D1	Contr. Sub. - Del/Mfg 45 or More Kilograms Marijuana	15 ATTEMPTS	15		3	3	1	1	2		1			4						3.0
			3		2					1										1.7
333.74012D2	Contr. Sub. - Del/Mfg 5 to <45 Kilograms Marijuana	7 ATTEMPTS	10		1	1	4	2	1				1							2.2
			1	1																.5
333.74012D3	Contr. Sub. - Del/Mfg Marijuana	4 ATTEMPTS	194	7	42	62	55	13	13		2									1.6
			4	3		1														.5
333.74012F	Prescription Forms - Del/Mfg/Intent	7 ATTEMPTS	1				1													1.9
333.7401C2A	Contr. Sub. - Operate/Maintain Lab	10 ATTEMPTS	16		1	3	2	2	1	2	1		1	2	1					3.6
333.7401C2B	Contr. Sub. - Operate/Maintain Lab Near Minor	20 ATTEMPTS	14			2			1	3	1	1	1	5						4.9
333.7401C2C	Contr. Sub. - Operate/Maintain Lab Involving Hazardous Waste	20 ATTEMPTS	24				1		5	1	2		4	10		1				5.5
333.7401C2D	Contr. Sub. - Operate/Maintain Lab Near Specified Places	20 ATTEMPTS	26				2	2	1	1	2	3	1	13	1					5.6
333.7401C2E	Contr. Sub. - Operate/Maintain Lab Involving Firearm	25 ATTEMPTS	7						1	1		2		3						5.7
333.7401C2F	Contr. Sub. - Operate/Maintain Lab Involving Meth	20 ATTEMPTS	310	1	1	3	32	14	75	9	18	36	31	84	6					4.4
			3				1	1					1							3.6
333.74022A	Contr. Sub. - Create/Del./Intent Counterfeit (Narcotic)	10 ATTEMPTS	3		1	2														1.2
333.74022B	Contr. Sub. - Create/Del./Intent Counterfeit (Sched. 1-3)	5 ATTEMPTS	1										1							5.0
333.74022E	Contr. Sub. - Create/Deliver Analogue	15 ATTEMPTS	6			1	1	1		2	1									2.7
333.74032A	Contr. Sub. - Possess	LIFE ATTEMPTS	1													1				20.0

NOTE: Be sure to check for related offense codes when examining a particular type of crime. They may or may not be in sequential order or even on the same page.

C1 2010 Total Prisoner Population by Minimum Term Distribution - All Offenses

C - 18

			TOTAL	.5	1	1.5	2	2.5	3	3.5	4	4.5	5	10	15	20	25	>25	LIFE	AVG
GRAND TOTALS			44,113 ¹	265	2,123	2,939	5,690	1,637	2,461	859	1,621	832	2,487	7,606	3,838	2,508	1,765	2,086	4,998	8.6
			42,968	210	1,964	2,817	5,504	1,599	2,424	835	1,615	828	2,474	7,578	3,823	2,493	1,755	2,077	4,972	8.7
			747	55	159	122	186	38	37	24	6	4	13	28	15	15	10	9	26	3.3
Compiled Laws	Offense	Max. Penalty																		
333.74032A1	Contr. Sub. - Possess 1,000+ Grams (Narcotic)	LIFE ATTEMPTS	26				1			1				5	1				18	7.8
333.74032A2	Contr. Sub. - Possess 450 - 999 Grams (Narcotic)	30 ATTEMPTS	18						1		1		2	6	3	5				11.2
333.74032A3	Contr. Sub. - Possess 50 - 449 Grams (Narcotic)	20 ATTEMPTS	63				3		5	2	3	4	5	35	3	2			1	7.0
333.74032A4	Contr. Sub. - Possess 25 - 49 Grams (Narcotic)	4 ATTEMPTS	1					1												2.5
333.74032A4	Contr. Sub. - Possess 25 - 49 Grams (Narcotic)	4 ATTEMPTS	4		1		2	1												1.8
333.74032A5	Contr. Sub. - Possess <25 Grams (Narcotic)	4 ATTEMPTS	311	32	87	83	62	22	15		4		2	4						1.5
333.74032B1	Contr. Sub. - Possess Methamphetamine	10 ATTEMPTS	3	1	2															.8
333.74032B1	Contr. Sub. - Possess Methamphetamine	10 ATTEMPTS	117	1	10	32	41	4	11	8	4		2	4						2.1
333.74032B-A	Contr. Sub. - Possess Analogues/Sched. 1-4	2 ATTEMPTS	6				5	1												2.0
333.74032B-A	Contr. Sub. - Possess Analogues/Sched. 1-4	2 ATTEMPTS	26	2	7	8	5	3			1									1.5
333.74032D	Contr. Sub. - Possess Marijuana	1 ATTEMPTS	10	2	4	4														.9
333.74042A	Contr. Sub. - Use (Narcotic/Cocaine/Meth/Ecstasy)	1 ATTEMPTS	1		1															1.0
333.74042D	Contr. Sub. - Use of Marijuana	MISD ATTEMPTS	1	1																.3
333.7405D	Contr. Sub. - Maintain Drug House	2 ATTEMPTS	12		2	5	3		2											1.6
333.74071C	Contr. Sub. - Obtain by Fraud	4 ATTEMPTS	10	1	2	1	4	1	1											1.6
333.74071C	Contr. Sub. - Obtain by Fraud	4 ATTEMPTS	1				1													2.0
333.74071G	Contr. Sub. - Counterfeit Prescription Form	4 ATTEMPTS	2			1	1													1.5
333.7407A1-A	Contr. Sub. - Attempt Felony	LIFE ATTEMPTS	3		2		1													1.3
333.74101-A	Contr. Sub. - Deliver to Minor <50 Grams (Narcotic/Cocaine)	40 ATTEMPTS	5											3	2					11.0
333.74101-D	Contr. Sub. - Delivery to Minor, Sched. 4 and Marijuana	8 ATTEMPTS	5		1	1	1		1		1									2.2
333.74102-A	Contr. Sub. - Deliver <50 Grams, School Prop. (Narc/Cocaine)	60 ATTEMPTS	22		1		15		2	2	1			1						2.5
333.74103	Contr. Sub. - Intent Deliver <50 Grams, School Prop (Narc.)	40 ATTEMPTS	6				6													2.0
333.74103	Contr. Sub. - Intent Deliver <50 Grams, School Prop (Narc.)	40 ATTEMPTS	1		1															1.0
333.74104-A	Contr. Sub. - Possess on School/Library Prop. (Narc./Coc.) <25 Grams	8 ATTEMPTS	3	1	1		1													1.1

NOTE: Be sure to check for related offense codes when examining a particular type of crime. They may or may not be in sequential order or even on the same page.

C1 2010 Total Prisoner Population by Minimum Term Distribution - All Offenses

C - 19

			TOTAL	.5	1	1.5	2	2.5	3	3.5	4	4.5	5	10	15	20	25	>25	LIFE	AVG
GRAND TOTALS			44,113 ¹	265	2,123	2,939	5,690	1,637	2,461	859	1,621	832	2,487	7,606	3,838	2,508	1,765	2,086	4,998	8.6
			42,968	210	1,964	2,817	5,504	1,599	2,424	835	1,615	828	2,474	7,578	3,823	2,493	1,755	2,077	4,972	8.7
			747	55	159	122	186	38	37	24	6	4	13	28	15	15	10	9	26	3.3
Compiled Laws	Offense	Max. Penalty																		
333.74104-D	Contr. Sub. - Possess Marijuana, on School/Library Property	2 ATTEMPTS	1	1																.5
333.74132	Contr. Sub. - 2nd+ Offense - Double Penalty	VAR ATTEMPTS	1				1													1.9
333.7416	Contr. Sub. - Induce Minor to Felony	LIFE ATTEMPTS	1							1										3.5
400.601-B	Fraud - Welfare, Over \$500	4 ATTEMPTS	1				1													1.8
436.17012	Alcohol - Sell/Furnish to Minor, Causing Death	10 ATTEMPTS	1				1													2.0
445.4083	Second Hand Dealer - Buy/Sell Stolen Utility Co. Scrap Metal	5 ATTEMPTS	1			1														1.5
445.4332	Buy/Sell Stolen Non Ferrous Metals - 1st Offense	5 ATTEMPTS	2		2															.9
445.65	Identity Theft	5 ATTEMPTS	41	2	9	9	12	4	4		1									1.7
445.67	Identity Theft - Obtain/Possess/Transfer ID w/Intent	5 ATTEMPTS	12	1	4	3	2	2												1.4
500.45111	Insurance - Fraudulent Acts	4 ATTEMPTS	3		1	1	1													1.4
570.152	Contractor - Fraudulent Use of Building Contract Fund	3 ATTEMPTS	1				1													2.0
722.6335B	Child Abuse - Intentional False Report Felony	VAR ATTEMPTS	1				1													1.9
722.675	Distribute Obscene Matter to Children	2 ATTEMPTS	1			1														1.3
750.10A	Sexually Delinquent Person	LIFE ATTEMPTS	8	1					1				2	3	1					6.7
750.110	Breaking & Entering - Bldg. w/Intent	15 ATTEMPTS	849	9	75	127	223	71	100	31	55	7	48	73	7	11	3	6	3	3.3
750.110-A	Breaking & Entering - Unoccupied Bldg. w/Intent	10 ATTEMPTS	51	4	17	7	18	3	1				1							1.5
750.110-B	Breaking & Entering - Occupied Bldg. w/Intent	15 ATTEMPTS	4						1		2					1				8.9
750.110A2	Home Invasion - 1st Degree	20 ATTEMPTS	11		1		1	1		1			2	2		1		2		9.8
750.110A3	Home Invasion - 2nd Degree	15 ATTEMPTS	1			1														1.5
			1,643	2	12	26	80	55	117	26	81	81	169	733	181	55	16	8	1	7.1
			28	1	4	7	7	3	2				4							2.6
			1,519	13	60	84	271	194	235	53	154	44	145	230	26	7	1	1	1	3.7
			31	1	6	8	10		2				3	1						2.0

NOTE: Be sure to check for related offense codes when examining a particular type of crime. They may or may not be in sequential order or even on the same page.

C1 2010 Total Prisoner Population by Minimum Term Distribution - All Offenses

C - 20

			TOTAL	.5	1	1.5	2	2.5	3	3.5	4	4.5	5	10	15	20	25	>25	LIFE	AVG	
GRAND TOTALS			44,113 ¹	265	2,123	2,939	5,690	1,637	2,461	859	1,621	832	2,487	7,606	3,838	2,508	1,765	2,086	4,998	8.6	
			42,968	210	1,964	2,817	5,504	1,599	2,424	835	1,615	828	2,474	7,578	3,823	2,493	1,755	2,077	4,972	8.7	
			747	55	159	122	186	38	37	24	6	4	13	28	15	15	10	9	26	3.3	
Compiled Laws	Offense	Max. Penalty																			
750.110A4	Home Invasion - 3rd Degree	5																			
	ATTEMPTS		151	1	18	45	43	20	11	6	6		1								1.9
			5	2		2	1														1.0
750.111	Breaking & Entering - Entry w/o	5																			
	Breaking, w/Intent	ATTEMPTS	50	2	13	13	14	3	2				1	1						1	1.7
			1		1																1.0
750.115	Breaking & Entering - Illegal Entry	MISD																			
	w/o Owner's Permission/Denied	ATTEMPTS	1										1								5.0
750.116	Burglar's Tools - Possess	10																			
	ATTEMPTS		39		6	6	11	4	3	1	4		1			1	1		1		3.1
			1		1																1.0
750.117	Public Officer - Bribery	4																			
	ATTEMPTS		1						1												2.7
750.1227A	Witness - Bribe/Intimidate/	4																			
	Interfere	ATTEMPTS	11		1	5	3	1	1												1.6
750.1227B	Witness - Bribe/Intimidate/	10																			
	Interfere	ATTEMPTS	12			1	1	1			1		7	1							4.2
750.1227C	Witness - Intimidate/Threaten	15																			
	to Kill or Injure	ATTEMPTS	16				1	3		3		1	2	6							4.7
750.1228	Witness - Retaliate Against	10																			
	ATTEMPTS		3		1	1		1													1.5
750.1313B2	Check - Non-Sufficient Funds,	2																			
	\$100 - <\$500 - 3rd+ Offense	ATTEMPTS	1			1															1.5
750.1313C	Check - Non-Sufficient Funds,	2																			
	\$500 or more	ATTEMPTS	3			3															1.5
750.131A1	Check - No Account	2																			
	ATTEMPTS		13		2	6	4		1												1.6
750.131A2	Check - Non-Sufficient Funds,	2																			
	Three w/in 10 days	ATTEMPTS	5		1		3	1													1.7
750.136A	Torturing Children	10																			
	ATTEMPTS		1																1		30.0
750.136B	Child Abuse	15																			
	ATTEMPTS		1												1						15.0
750.136B2	Child Abuse - 1st Degree	15																			
	ATTEMPTS		120		2	2	7	3	9	4	9	1	19	53	6	2	1	1	1		6.9
			6				3			3											2.5
750.136B3	Child Abuse - 2nd Degree	4																			
	ATTEMPTS		32	1	6	9	6	5	1		3			1							2.0
			1		1																1.0
750.136B4	Child Abuse - 3rd Degree	2																			
	ATTEMPTS		10		1	3	2	1	2		1										2.0
750.145A	Accost/Solicit Child for Immoral	1																			
	Purposes	ATTEMPTS	1						1												3.0

NOTE: Be sure to check for related offense codes when examining a particular type of crime. They may or may not be in sequential order or even on the same page.

C1 2010 Total Prisoner Population by Minimum Term Distribution - All Offenses

C - 21

			TOTAL	.5	1	1.5	2	2.5	3	3.5	4	4.5	5	10	15	20	25	>25	LIFE	AVG	
GRAND TOTALS			44,113 ¹	265	2,123	2,939	5,690	1,637	2,461	859	1,621	832	2,487	7,606	3,838	2,508	1,765	2,086	4,998	8.6	
			42,968	210	1,964	2,817	5,504	1,599	2,424	835	1,615	828	2,474	7,578	3,823	2,493	1,755	2,077	4,972	8.7	
			747	55	159	122	186	38	37	24	6	4	13	28	15	15	10	9	26	3.3	
Compiled Laws	Offense	Max. Penalty																			
750.145A-A	Children - Accost for Immoral Purposes	4 ATTEMPTS	26		1	6	11	3	3		2										2.0
750.145BA	Children - Accost for Immoral Purposes - 2nd+ Offense	10 ATTEMPTS	1			1															1.2
750.145C	Child Sexually Abusive Activity	20 ATTEMPTS	3									1		1	1						8.4
750.145C2	Child Sexually Abusive Activity	20 ATTEMPTS	161		2	4	9	7	17	1	5	4	13	63	32	3	1				7.4
750.145C3	Child Sexually Abusive Activity, Promote or Distribute	7 ATTEMPTS	11		1	2	4		2	1			1								2.2
750.145C4-A	Child Sexually Abusive Material, Possess	4 ATTEMPTS	32		5	7	15	3	1		1										1.7
750.145D2D	Computer/Internet - Plan Crime w/ Other, Max 4 - <10 yrs	10 ATTEMPTS	17			4	8	1	2	1	1										2.1
750.145D2F	Computer/Internet - Plan Crime w/ Other, Max 15+ yrs	20 ATTEMPTS	45		5	9	8	1	2		3	2	5	10							3.6
750.145N1	Vulnerable Adult Abuse - 1st Degree	15 ATTEMPTS	1											1							6.0
750.145N2	Vulnerable Adult Abuse - 2nd Degree	4 ATTEMPTS	1						1												2.7
750.147B	Ethnic Intimidation	2 ATTEMPTS	1				1														2.0
750.157A	Compounding Offenses	5 ATTEMPTS	7						1		1					2				3	8.5
750.157B	Homicide - Solicitation of Murder	LIFE ATTEMPTS	8													2			4	2	27.8
750.157B2	Homicide - Solicitation of Murder	LIFE ATTEMPTS	29					1		1	1	1	3	7	4	3	1	5	2		16.4
750.157B3	Solicit to Commit Felony	5 ATTEMPTS	1			1															3.0
750.157C	Minors - Induce to Commit Felony	VAR ATTEMPTS	1																	1	1.5
750.157N1	Financial Transaction Device - Steal/Retain w/o Consent	4 ATTEMPTS	60	5	17	21	9	2	3		2		1								1.5
750.157P	Financial Transaction Device - Possess w/Intent to Use/Sell	4 ATTEMPTS	2	1	1																.6
750.157Q	Financial Transaction Device - Illegal Sale/Use	4 ATTEMPTS	10		4	1	2		3												1.7
			11	1	3	5		1	1												1.4
			2		1	1															1.0

NOTE: Be sure to check for related offense codes when examining a particular type of crime. They may or may not be in sequential order or even on the same page.

C1 2010 Total Prisoner Population by Minimum Term Distribution - All Offenses

C - 22

			TOTAL	.5	1	1.5	2	2.5	3	3.5	4	4.5	5	10	15	20	25	>25	LIFE	AVG
GRAND TOTALS			44,113 ¹	265	2,123	2,939	5,690	1,637	2,461	859	1,621	832	2,487	7,606	3,838	2,508	1,765	2,086	4,998	8.6
			42,968	210	1,964	2,817	5,504	1,599	2,424	835	1,615	828	2,474	7,578	3,823	2,493	1,755	2,077	4,972	8.7
			747	55	159	122	186	38	37	24	6	4	13	28	15	15	10	9	26	3.3
Compiled Laws	Offense	Max. Penalty																		
750.157V	Financial Transaction Device - False ID	4 ATTEMPTS	1				1													1.7
750.157W1C1	Financial Trans. Device - Fraud Withdraw/Transfer, \$1K - <\$20K	5 ATTEMPTS	1		1															1.0
750.158	Sodomy	15 ATTEMPTS	3		1	1				1										2.0
750.159I1	Criminal Enterprise - Conduct	20 ATTEMPTS	108		1	2	5	3	4	2	7	9	16	41	14	3	1			7.1
			1							1										3.2
750.159I3	Criminal Enterprise - Racketeering Proceeds	20 ATTEMPTS	3							1			1	1						6.1
750.159I4-A	Criminal Enterprise - Conspiracy	20 ATTEMPTS	5						2				1	2						6.2
750.160	Dead Bodies - Disinterment and Mutilation	10 ATTEMPTS	4		1		1						1	1						3.4
750.161	Desertion/Abandon/Non-Support	3 ATTEMPTS	1				1													2.0
750.165	Child Support - Fail to Pay	4 ATTEMPTS	78	1	17	26	22	4	7	1										1.6
			2			2														1.3
750.1744A	Embezzle - Agent or Trustee, \$1K - <\$20K	5 ATTEMPTS	12	1		2	6		3											2.0
750.1744B	Embezzle - Agent or Trustee, \$200 - <\$1K - 2nd+ Offense	5 ATTEMPTS	2				2													1.9
750.1745A	Embezzle - Agent or Trustee, \$20K - <\$50K	10 ATTEMPTS	14			1	7		1				3	2						3.2
750.1745B	Embezzle - Agent or Trustee, \$1K - <\$20K - 3rd+ Offense	10 ATTEMPTS	1											1						6.3
750.1746	Embezzle - \$50K - <\$100K	15 ATTEMPTS	11		1	1	3	1	3	1			1							2.5
750.1747	Embezzlement - \$100K or More	15 ATTEMPTS	25		2	2	3	2		2	5		5	3	1					3.9
750.174A4A	Embezzlement - From Vulnerable Adult, \$1K - <\$20K	5 ATTEMPTS	7		3	2	1							1						1.9
750.174A5A	Embezzlement - From Vulnerable Adult, \$20K or More	10 ATTEMPTS	3								1		1	1						5.2
			1				1													2.0
750.174-B	Embezzlement - Agent or Trustee, Over \$100	10 ATTEMPTS	1				1													2.0
750.183-A	Escape - Aiding Prisoner - Felony	7 ATTEMPTS	1						1											3.0

NOTE: Be sure to check for related offense codes when examining a particular type of crime. They may or may not be in sequential order or even on the same page.

C1 2010 Total Prisoner Population by Minimum Term Distribution - All Offenses

C - 23

			TOTAL	.5	1	1.5	2	2.5	3	3.5	4	4.5	5	10	15	20	25	>25	LIFE	AVG	
GRAND TOTALS			44,113 ¹	265	2,123	2,939	5,690	1,637	2,461	859	1,621	832	2,487	7,606	3,838	2,508	1,765	2,086	4,998	8.6	
			42,968	210	1,964	2,817	5,504	1,599	2,424	835	1,615	828	2,474	7,578	3,823	2,493	1,755	2,077	4,972	8.7	
			747	55	159	122	186	38	37	24	6	4	13	28	15	15	10	9	26	3.3	
Compiled Laws	Offense	Max. Penalty																			
750.186A	Escape - Juvenile Facility	4 ATTEMPTS	1				1														1.9
750.193	Escape - Prison	5 ATTEMPTS	23		7	4	7				1		1	3							2.5
			1			1															1.4
750.1951	Escape - From Misdemeanor Jail Sentence	2 ATTEMPTS	1						1												2.8
750.1952	Escape - From Felony Jail Sentence	4 ATTEMPTS	14			5	3	2	3	1											2.1
750.1972	Escape - Awaiting Trial for Felony	4 ATTEMPTS	13			2	4	2	3		1		1								2.5
750.197C	Escape - From Jail Through Violence or Assault Prison Employee	4 ATTEMPTS	30		6	3	10	2	3	1	1		1	3							2.7
			8	1	5	1	1														1.0
750.197C-A	Assault of Prison Employee	4 ATTEMPTS	136	1	22	26	37	20	8	6	7	2	6	1							2.1
			13	4	8	1															.7
750.199A	Bond - Abscond or Forfeit	4 ATTEMPTS	19			7	10	1	1												1.7
			1		1																1.0
750.20011A	Harmful Devices - Unlawful Possession/Use	15 ATTEMPTS	1				1														1.6
750.206	Explosives - Place w/Intent to Damage	25 ATTEMPTS	1											1							7.5
750.207	Explosives - Place Near Property	LIFE ATTEMPTS	3													1				2	15.0
750.2072B	Explosives - Place Near Property Cause Property Damage	20 ATTEMPTS	2											1	1						10.8
750.208	Explosives - Aid/Abet Placement	15 ATTEMPTS	2													1		1			26.5
750.2091A	Explosives - Place w/Intent to Injure	15 ATTEMPTS	1						1												3.0
750.209-B	Explosives - Place w/Intent to Alarm	5 ATTEMPTS	1							1											3.5
750.2102C	Explosives - Possess Bomb w/Unlawful Intent, Cause Physical Injury	25 ATTEMPTS	1												1						14.3
750.211A2A	Explosives - Mfg/Possess Explosive/ Other w/Malicious Intent	15 ATTEMPTS	13		1		1	1	1	1			6	2							4.3
750.211A2A-A	Explosives - Mfg/Possess Molotov Cocktail	4 ATTEMPTS	2		1	1															1.0
750.211A2B	Explosives - Mfg/Possess Molotov Cocktail/Other w/Prop. Damage	20 ATTEMPTS	6			1						1	1	3							5.2

NOTE: Be sure to check for related offense codes when examining a particular type of crime. They may or may not be in sequential order or even on the same page.

C1 2010 Total Prisoner Population by Minimum Term Distribution - All Offenses

C - 24

			TOTAL	.5	1	1.5	2	2.5	3	3.5	4	4.5	5	10	15	20	25	>25	LIFE	AVG
GRAND TOTALS			44,113 ¹	265	2,123	2,939	5,690	1,637	2,461	859	1,621	832	2,487	7,606	3,838	2,508	1,765	2,086	4,998	8.6
			42,968	210	1,964	2,817	5,504	1,599	2,424	835	1,615	828	2,474	7,578	3,823	2,493	1,755	2,077	4,972	8.7
			747	55	159	122	186	38	37	24	6	4	13	28	15	15	10	9	26	3.3
Compiled Laws	Offense	Max. Penalty																		
750.211A2C	Explosives - Mfg/Possess Molotov Cocktail/Other w/Physical Injury	25 ATTEMPTS	1												1					15.0
750.213	Extortion	20 ATTEMPTS	47				4	1	6		4	1	2	17	5	5	1	1		9.1
			4			2	1								1					4.5
750.2153	Impersonate Peace Officer to Commit Crime	4 ATTEMPTS	1			1														1.5
750.2184A	False Pretenses - \$1K - <\$20K	5 ATTEMPTS	35	1	4	8	11	2	3	2	3		1							2.0
			1		1															.9
750.2185A	False Pretenses - \$20K or More	10 ATTEMPTS	17		1		3	2	2	2	2		2	3						4.0
			2		2															.9
750.2185B	False Pretenses - \$1K - <\$20K - 3rd+ Offense	10 ATTEMPTS	1											1						6.0
750.218-B	False Pretenses - Over \$100	10 ATTEMPTS	4										1	2				1		12.3
750.219AB	Telephone - Obtain Serv False ID, Over \$100	4 ATTEMPTS	1	1																.5
750.2241-A	Weapons - Dangerous Weapon, Misc.	5 ATTEMPTS	4		2	1	1													1.0
750.224B	Weapons - Firearms, Short-Barrel Shotgun/Rifle	5 ATTEMPTS	7		1	1	3		2											2.0
750.224F	Weapons - Firearms, Possession by Felon	5 ATTEMPTS	372	1	34	35	89	37	70	19	28	4	16	23	7		3	3	3	3.5
			1		1															1.5
750.226	Weapons - Dangerous Weapon, Carry w/Unlawful Intent	5 ATTEMPTS	18		1	3	7	2		1	1		1					1	1	6.1
750.227	Weapons - Carry Concealed	5 ATTEMPTS	202	1	35	50	70	13	15	4	5		3	3			1		2	2.0
			2	1	1															.5
750.227B	Weapons - Felony Firearm	10 ATTEMPTS	2				1						1							3.5
750.227B-A	Weapons - Felony Firearm	2 ATTEMPTS	1,531				1,519						3	1					8	2.0
			14				14													2.0
750.227B-B	Weapons - Felony Firearm - 2nd Offense	5 ATTEMPTS	277										277							5.0
			4										4							5.0
750.227B-C	Weapons - Felony Firearm - 3rd Offense	10 ATTEMPTS	19											18					1	10.0
750.227C	Weapons - Firearms, Possess Loaded in Vehicle	2 ATTEMPTS	1																1	
750.227G9A	Weapons - Body Armor - Possess/Use by Violent Felon	4 ATTEMPTS	1				1													2.0

NOTE: Be sure to check for related offense codes when examining a particular type of crime. They may or may not be in sequential order or even on the same page.

C1 2010 Total Prisoner Population by Minimum Term Distribution - All Offenses

C - 25

			TOTAL	.5	1	1.5	2	2.5	3	3.5	4	4.5	5	10	15	20	25	>25	LIFE	AVG	
GRAND TOTALS			44,113 ¹	265	2,123	2,939	5,690	1,637	2,461	859	1,621	832	2,487	7,606	3,838	2,508	1,765	2,086	4,998	8.6	
			42,968	210	1,964	2,817	5,504	1,599	2,424	835	1,615	828	2,474	7,578	3,823	2,493	1,755	2,077	4,972	8.7	
			747	55	159	122	186	38	37	24	6	4	13	28	15	15	10	9	26	3.3	
Compiled Laws	Offense	Max. Penalty																			
750.234A	Weapons - Firearms, Discharge from Vehicle	4 ATTEMPTS	1				1														2.0
750.234B	Weapons - Firearms, Discharge in/at Bldg.	4 ATTEMPTS	9			4	2	1	1		1										2.0
750.2374	Weapons - Firearms, Discharge OUIL Cause Death	15 ATTEMPTS	1															1			33.0
750.240	Willfully Raise False Fire Alarm	1 ATTEMPTS	1					1													2.5
750.248	Forgery	14 ATTEMPTS	32	1	2	5	11	1	4		2		1	4	1						3.2
			2		1				1												1.9
750.249	Utter & Publish	14 ATTEMPTS	315	1	55	73	102	32	15	1	14		10	9	3						2.1
			13	1	2	4	5	1													1.5
750.252	Utter & Publish - Possess Counterfeit Note w/Intent	7 ATTEMPTS	1		1																1.0
750.253	Utter & Publish - Counterfeit Bills/Notes	5 ATTEMPTS	4			1	1	2													2.1
750.254	Utter & Publish - Possess Counterfeit Bank/State/Bills	5 ATTEMPTS	4		1	3															1.1
750.255	Counterfeiting - Possess Tools	10 ATTEMPTS	1					1													2.5
750.261	Counterfeiting - Coins/Possess Less than 5	10 ATTEMPTS	1			1															1.5
750.285	Obtain Personal Identity Info w/o Permission	5 ATTEMPTS	1						1												3.0
750.316	Homicide	LIFE ATTEMPTS	1,725												1			3	1,721	26.2	
			11																11		
750.316-A	Homicide - Murder 1st Degree, Premeditated	LIFE ATTEMPTS	932				1									1	1	2	927	22.4	
			3																3		
750.316-B	Homicide - Felony Murder	LIFE ATTEMPTS	595													1		1	593	30.0	
750.316-C	Homicide - Open Murder, Statutory Short Form	LIFE ATTEMPTS	215													3	5	9	198	30.6	
			1																1		
750.316-D	Homicide - Murder of Peace/ Corrections Officer	LIFE ATTEMPTS	1																	1	
750.317	Homicide - Murder 2nd Degree	LIFE ATTEMPTS	3,693				1						11	170	465	743	740	902	661	24.8	
			23											1	2	6	3	4	7	22.9	
750.317A	Deliver Controlled Substance Cause Death	LIFE ATTEMPTS	16				1	1	3			1		4	4	1		1		9.1	

NOTE: Be sure to check for related offense codes when examining a particular type of crime. They may or may not be in sequential order or even on the same page.

C1 2010 Total Prisoner Population by Minimum Term Distribution - All Offenses

C - 26

			TOTAL	.5	1	1.5	2	2.5	3	3.5	4	4.5	5	10	15	20	25	>25	LIFE	AVG
GRAND TOTALS			44,113 ¹	265	2,123	2,939	5,690	1,637	2,461	859	1,621	832	2,487	7,606	3,838	2,508	1,765	2,086	4,998	8.6
			42,968	210	1,964	2,817	5,504	1,599	2,424	835	1,615	828	2,474	7,578	3,823	2,493	1,755	2,077	4,972	8.7
			747	55	159	122	186	38	37	24	6	4	13	28	15	15	10	9	26	3.3
Compiled Laws	Offense	Max. Penalty																		
750.321	Homicide - Manslaughter	15																		
	ATTEMPTS		51			1	1		2	3	3		6	23	3	6		3		10.6
750.321-A	Homicide - Manslaughter, Statutory Short Form	15																		
	ATTEMPTS		191		1		1	3	9	1	10	8	29	99	20	7		3		8.2
			3						3											3.0
750.321-C	Homicide - Manslaughter, Involuntary	15																		
	ATTEMPTS		125			1	8	3	5	1	6	3	21	58	15	4				7.2
			1		1															1.5
750.321-E	Homicide - Manslaughter w/ Motor Vehicle	15																		
	ATTEMPTS		66				2		4		7	2	7	37	4	3				7.4
			1		1															1.4
750.322	Homicide - Willful Killing of Unborn Child	15																		
	ATTEMPTS		1													1				20.0
750.324	Homicide - Negligent Homicide	2																		
	ATTEMPTS		9		1	5	1		1		1									1.7
750.329	Homicide - Manslaughter, Death w/ Weapon, Aim w/o Malice	15																		
	ATTEMPTS		17						2	1	3	1	2	8						5.8
750.329A	Suicide - Assisting	5																		
	ATTEMPTS		1						1											3.0
750.335A	Indecent Exposure (Sexually Delinquent Person)	1																		
	ATTEMPTS		14	1			2		3			1	1	6						4.6
750.335A2B	Aggravated Indecent Exposure	2																		
	ATTEMPTS		24		5	12	2	1	2				1	1						1.8
750.335A2C	Indecent Exposure by Sexually Delinquent Person	LIFE																		
	ATTEMPTS		17			1	3	2	2				4	4	1					4.9
750.336	Indecent Liberties w/ Child (nl WM)	10																		
	ATTEMPTS		1										1							5.0
750.338	Gross Indecency Between Males, Commit/Procure	5																		
	ATTEMPTS		4	1	1			1						1						2.6
750.338B	Gross Indecency Between Male & Female, Commit/Procure	5																		
	ATTEMPTS		14		1	1	5	1	2		2		1		1					3.2
			2				1							1						5.8
750.349	Kidnapping	LIFE																		
	ATTEMPTS		302			1			1	1	2		8	44	57	49	28	50	61	20.5
			5				2							2				1		11.5
750.349A	Prisoner Taking Hostage	LIFE																		
	ATTEMPTS		5												1			2	2	41.6
750.349B	Unlawful Imprisonment	15																		
	ATTEMPTS		49		1		2	1	2	3	7	3	6	13	8	1		1	1	8.2
			8		1	2		1	2	2										2.2
750.350	Kidnapping - Child Enticement	LIFE																		
	ATTEMPTS		15			1					1	1	3	3		1	1	3	1	15.3
			2		1			1												1.6
750.350A1	Kidnapping - Custodial Interference	1																		
	ATTEMPTS		1		1															.7

NOTE: Be sure to check for related offense codes when examining a particular type of crime. They may or may not be in sequential order or even on the same page.

C1 2010 Total Prisoner Population by Minimum Term Distribution - All Offenses

C - 27

			TOTAL	.5	1	1.5	2	2.5	3	3.5	4	4.5	5	10	15	20	25	>25	LIFE	AVG
GRAND TOTALS			44,113 ¹	265	2,123	2,939	5,690	1,637	2,461	859	1,621	832	2,487	7,606	3,838	2,508	1,765	2,086	4,998	8.6
			42,968	210	1,964	2,817	5,504	1,599	2,424	835	1,615	828	2,474	7,578	3,823	2,493	1,755	2,077	4,972	8.7
			747	55	159	122	186	38	37	24	6	4	13	28	15	15	10	9	26	3.3
Compiled Laws	Offense	Max. Penalty																		
750.356	Larceny	10																		
		ATTEMPTS																		
750.3562A	Larceny - \$20K or More	10																		
		ATTEMPTS																		
750.3562B	Larceny - \$1K - <\$20K - 3rd+ Offense	10																		
		ATTEMPTS																		
750.3563A	Larceny - \$1K - <\$20K	5																		
		ATTEMPTS																		
750.3563B	Larceny - \$200 - <\$1K - 2nd+ Offense	5																		
		ATTEMPTS																		
750.356A	Larceny - From Motor Vehicle	10																		
		ATTEMPTS																		
750.356A-B	Breaking & Entering - Vehicle Steal Prop. Over \$5	5																		
		ATTEMPTS																		
750.356A1	Larceny - From Motor Vehicle	5																		
		ATTEMPTS																		
750.356A2C1	Breaking & Entering - Vehicle/Semi or Trailer/House Trailer, \$1K - <\$20K	5																		
		ATTEMPTS																		
750.356A2D2	Breaking & Entering - Vehicle Semi or House Trailer, \$1K-<\$20K - 2nd+Ofns	10																		
		ATTEMPTS																		
750.356A3	Breaking & Entering - Vehicle Semi or House Trailer, w/ Damage	5																		
		ATTEMPTS																		
750.356C	Retail Fraud - 1st Degree	5																		
		ATTEMPTS																		
750.356D	Retail Fraud - 2nd Degree	1																		
		ATTEMPTS																		
750.357	Larceny from Person	10																		
		ATTEMPTS																		
750.357B	Weapons - Firearms - Larceny	5																		
		ATTEMPTS																		
750.360	Larceny in Building	4																		
		ATTEMPTS																		
750.362-A	Larceny By Conversion Over \$100 (obsolete)	5																		
		ATTEMPTS																		
750.3622A	Larceny by Conversion, \$20K or More	10																		
		ATTEMPTS																		
750.3623A	Larceny By Conversion, \$1K - <\$20K	5																		
		ATTEMPTS																		

NOTE: Be sure to check for related offense codes when examining a particular type of crime. They may or may not be in sequential order or even on the same page.

C1 2010 Total Prisoner Population by Minimum Term Distribution - All Offenses

C - 28

			TOTAL	.5	1	1.5	2	2.5	3	3.5	4	4.5	5	10	15	20	25	>25	LIFE	AVG
GRAND TOTALS			44,113 ¹	265	2,123	2,939	5,690	1,637	2,461	859	1,621	832	2,487	7,606	3,838	2,508	1,765	2,086	4,998	8.6
			42,968	210	1,964	2,817	5,504	1,599	2,424	835	1,615	828	2,474	7,578	3,823	2,493	1,755	2,077	4,972	8.7
			747	55	159	122	186	38	37	24	6	4	13	28	15	15	10	9	26	3.3
Compiled Laws	Offense	Max. Penalty																		
750.362A	Fail to Return Rented Property Over \$100 (obsolete)	10 ATTEMPTS	1												1					15.0
750.362A3A	Fail to Return Rented Property, \$1K - <\$20K	5 ATTEMPTS	1		1															1.0
750.3673A	Larceny - Trees & Shrubs, \$1K - <\$20K	5 ATTEMPTS	1				1													1.9
750.377A	Malicious Destruction Pers. Prop.	10 ATTEMPTS	1			1														1.2
750.377A1B1	Malicious Destruction Pers. Prop., \$1K - <\$20K	5 ATTEMPTS	31		9	7	9	3	1	2										1.6
750.377A1B2	Malicious Destruction Pers. Prop., \$200 - <\$1K - 2nd+ Offense	5 ATTEMPTS	1	1																.5
750.377AA	Malicious Destruction Pers. Prop.	4 ATTEMPTS	2			1			1											1.7
750.377A	Malicious Destruction Pers. Prop.	4 ATTEMPTS	2			1			1											2.1
750.377B	Malicious Destruction Fire/Police Property	4 ATTEMPTS	59	1	8	23	13	4	4	2	4									1.8
750.377C	School Bus - Intentional Damage	5 ATTEMPTS	2		1			1												1.7
750.377C	School Bus - Intentional Damage	5 ATTEMPTS	1			1														1.5
750.380	Mal. Destr. Bldg.	10 ATTEMPTS	1										1							5.0
750.3802A	Malicious Destruction of Bldg., \$20K or More	10 ATTEMPTS	2			2														1.4
750.3803A	Malicious Destruction of Bldg., \$1K - <\$20K	5 ATTEMPTS	1				1													1.7
750.3803A	Malicious Destruction of Bldg., \$1K - <\$20K	5 ATTEMPTS	21		4	8	7				1			1						1.9
750.3804A	Malicious Destruction of Bldg., \$200 - <\$1K	1 ATTEMPTS	1	1																.5
750.383A	Malicious Destruction of Prop., Utility Prop.	4 ATTEMPTS	6		2	1	1	1			1									1.9
750.383A	Malicious Destruction of Prop., Utility Prop.	4 ATTEMPTS	1		1															1.0
750.397	Mayhem	10 ATTEMPTS	1											1						8.0
750.411A1A	False Report of Misdemeanor	MISD ATTEMPTS	1	1																.3
750.411A1B	False Report of Felony	4 ATTEMPTS	19	1	4	3	5		2		4									1.9
750.411A1B	False Report of Felony	4 ATTEMPTS	1		1															1.0
750.411A2	False Bomb Threat	4 ATTEMPTS	1					1												2.5
750.411A3A	False Report/Threat of Bomb/Harmful Device	4 ATTEMPTS	3		1		2													1.5

NOTE: Be sure to check for related offense codes when examining a particular type of crime. They may or may not be in sequential order or even on the same page.

C1 2010 Total Prisoner Population by Minimum Term Distribution - All Offenses

C - 29

			TOTAL	.5	1	1.5	2	2.5	3	3.5	4	4.5	5	10	15	20	25	>25	LIFE	AVG	
GRAND TOTALS			44,113 ¹	265	2,123	2,939	5,690	1,637	2,461	859	1,621	832	2,487	7,606	3,838	2,508	1,765	2,086	4,998	8.6	
			42,968	210	1,964	2,817	5,504	1,599	2,424	835	1,615	828	2,474	7,578	3,823	2,493	1,755	2,077	4,972	8.7	
			747	55	159	122	186	38	37	24	6	4	13	28	15	15	10	9	26	3.3	
Compiled Laws	Offense	Max. Penalty																			
750.411H2B	Stalking a Minor	5 ATTEMPTS	5			1	2			1				1							3.7
750.411I	Stalking - Aggravated	5 ATTEMPTS	94	2	14	22	21	11	3	4	6		3	4	3				1		2.8
			4			3	1														1.4
750.411I2B	Stalking a Minor - Aggravated	10 ATTEMPTS	3				2		1												2.3
750.411S2A	Unlawful Posting Message	2 ATTEMPTS	2		1	1															1.0
750.411U	Gang Membership - Assoc/Member Commit/Attempt Felony	20 ATTEMPTS	3							2				1							4.3
750.413	Motor Vehicle - Unlawful Drive Away	5 ATTEMPTS	250	1	53	64	76	20	13	5	6	2	3	6						1	1.9
			5		1	2	1					1									2.0
750.414	Motor Vehicle - Unlawful Use	2 ATTEMPTS	17	1	5	8	2	1													1.3
750.4155	Motor Vehicle - Possess/Deliver - ID Plates or Labels	4 ATTEMPTS	1	1																	.5
750.422	Perjury - Court Proceeding	LIFE ATTEMPTS	4					1	1				1						1		10.1
			1						1												3.0
750.422-A	Perjury - Court Proceeding, Capital Crime	LIFE ATTEMPTS	3											2	1						8.5
750.422-B	Perjury - Court Proceeding	15 ATTEMPTS	5			1		1	1		1	1									3.0
750.423	Perjury - Other Than Court Proceeding	15 ATTEMPTS	2		1									1							4.9
750.424	Perjury - Subornation	15 ATTEMPTS	1											1							10.0
750.424-A	Perjury - Subornation, Other Than Court Proceeding	15 ATTEMPTS	1				1														1.6
750.425-B	Perjury - Incite/Procure, Court Proceeding	5 ATTEMPTS	2			1			1												2.2
750.4362A	Poisoning - Food/Drink/Medicine/ Water	15 ATTEMPTS	2				1							1							5.0
750.451-D	Prostitution - 3rd+ Offense	2 ATTEMPTS	13	1	8	3	1														1.0
750.452	Prostitution - Keeping House of	5 ATTEMPTS	1					1													2.5
750.455	Prostitution - Pandering	20 ATTEMPTS	4				1		1					2							4.8

NOTE: Be sure to check for related offense codes when examining a particular type of crime. They may or may not be in sequential order or even on the same page.

C1 2010 Total Prisoner Population by Minimum Term Distribution - All Offenses

C - 30

			TOTAL	.5	1	1.5	2	2.5	3	3.5	4	4.5	5	10	15	20	25	>25	LIFE	AVG
GRAND TOTALS			44,113 ¹	265	2,123	2,939	5,690	1,637	2,461	859	1,621	832	2,487	7,606	3,838	2,508	1,765	2,086	4,998	8.6
			42,968	210	1,964	2,817	5,504	1,599	2,424	835	1,615	828	2,474	7,578	3,823	2,493	1,755	2,077	4,972	8.7
			747	55	159	122	186	38	37	24	6	4	13	28	15	15	10	9	26	3.3
Compiled Laws	Offense	Max. Penalty																		
750.459	Prostitution - Transport Female (perhaps compel)	20 ATTEMPTS	7						3		1				2		1			9.0
750.479-B	Police Officer/Public Officer - Resist/Obstruct	2 ATTEMPTS	6	1		2	1		1					1						2.3
750.4792	Public Officer - Assault/Obstruct	2 ATTEMPTS	5			5														1.3
750.4793	Public Officer - Assault/Obstruct Cause Injury	4 ATTEMPTS	1				1													1.8
750.4794	Public Officer - Assault/Obstruct Cause Serious Injury	10 ATTEMPTS	1								1									4.0
750.479A2	Police Officer - Flee (Penal Code) 4th Degree	2 ATTEMPTS	13		4	2	2	4	1											1.7
750.479A3	Police Officer - Flee (Penal Code) 3rd Degree	5 ATTEMPTS	96		13	21	22	9	11	1	7	3	2	7						2.5
750.479A4-A	Police Officer - Flee (Penal Code) 2nd Degree	10 ATTEMPTS	1				1													2.0
750.479A5	Police Officer - Flee (Penal Code) Serious Injury	15 ATTEMPTS	24				5	2	1	1	3	1	3	5	2	1				5.6
750.479B1	Peace Officer - Disarm Non-Firearm	4 ATTEMPTS	1												1					15.0
750.479B2	Peace Officer - Disarm Firearm	10 ATTEMPTS	1								1									4.0
750.483A2B	Interfere w/ Crime Report Threat to Kill/Injure	10 ATTEMPTS	7			1					2		1	1	1				1	5.8
750.483A4B	Interfere w/ Police Investigation Threat to Kill/Injure	10 ATTEMPTS	6		3	1	2													1.3
750.483A6A	Tamper w/ Evidence	4 ATTEMPTS	8				1	1	1		2		2	1						3.9
750.483A6B	Tamper w/ Evidence - Criminal Case Max >10 yr Term	10 ATTEMPTS	2						1					1						6.0
750.49-A	Animals - Fighting	4 ATTEMPTS	1			1														1.3
750.49-B	Animals - Attend Fight	4 ATTEMPTS	1	1																.3
750.505	Common Law Offenses	5 ATTEMPTS	2															2		35.0
750.505-A	Obstruction of Justice	5 ATTEMPTS	5			1	2		1				1							2.5

NOTE: Be sure to check for related offense codes when examining a particular type of crime. They may or may not be in sequential order or even on the same page.

C1 2010 Total Prisoner Population by Minimum Term Distribution - All Offenses

C - 31

			TOTAL	.5	1	1.5	2	2.5	3	3.5	4	4.5	5	10	15	20	25	>25	LIFE	AVG	
GRAND TOTALS			44,113 ¹	265	2,123	2,939	5,690	1,637	2,461	859	1,621	832	2,487	7,606	3,838	2,508	1,765	2,086	4,998	8.6	
			42,968	210	1,964	2,817	5,504	1,599	2,424	835	1,615	828	2,474	7,578	3,823	2,493	1,755	2,077	4,972	8.7	
			747	55	159	122	186	38	37	24	6	4	13	28	15	15	10	9	26	3.3	
Compiled Laws	Offense	Max. Penalty																			
750.505-B	Accessory After the Fact to Felony	5 ATTEMPTS	14		2	4	4		2		1		1							2.1	
			1			1														1.5	
750.50B	Animals - Kill/Torture	4 ATTEMPTS	6		1	2	3													1.5	
750.520	Rape	LIFE ATTEMPTS	15														1	1	13	42.5	
750.520B	CSC - 1st Degree - Multiple Variables	LIFE ATTEMPTS	1,065				2	2	4	1	3	4	11	150	186	170	130	218	184	21.7	
			5													1	2		2	22.6	
750.520B1A	CSC - 1st Degree - Person Under 13	LIFE ATTEMPTS	1,603		3	1	9	9	15	11	18	10	43	403	423	267	179	143	69	15.7	
			5				1	1		1			1	1						6.5	
750.520B1B	CSC - 1st Degree - Relationship	LIFE ATTEMPTS	404				4		1	2	2	3	16	98	131	69	40	30	8	14.9	
			1													1				20.0	
750.520B1C	CSC - 1st Degree - During Felony	LIFE ATTEMPTS	148				1				1	1	1	19	28	21	20	41	15	22.9	
			1												1					15.0	
750.520B1D	CSC - 1st Degree - Accomplices	LIFE ATTEMPTS	51						1					3	11	11	8	5	10	2	18.5
750.520B1E	CSC - 1st Degree - Weapon Used	LIFE ATTEMPTS	211								1	1	1	23	49	40	25	50	21	21.8	
			4											1			1	2		26.2	
750.520B1F	CSC - 1st Degree - Personal Injury	LIFE ATTEMPTS	236						2		1	1	4	33	53	45	45	39	13	20.2	
			3					1		2										2.9	
750.520B1G	CSC - 1st Degree - Injury to Incapacitated Victim	LIFE ATTEMPTS	8									1	1	1	2	1	1	1		17.4	
750.520B1H	CSC - 1st Degree - Mentally Disabled Relationship	LIFE ATTEMPTS	16										1	4	3	5		3		16.4	
750.520B2B	CSC - 1st Degree - Person <13, Defendant 17+ yrs.	LIFE ATTEMPTS	86					1	1					2	7	7	3	55	8	2	22.8
750.520B2C	CSC - 1st Degree - Person <13, Defendant 17+ yrs, 2nd Offense	LIFE ATTEMPTS	4												1				3	15.0	
750.520C	CSC - 2nd Degree - Multiple Variables	15 ATTEMPTS	246		6	8	31	9	19	10	24	6	31	79	17	4	2			5.8	
			5			1	3			1										2.0	
750.520C1A	CSC - 2nd Degree - Person Under 13	15 ATTEMPTS	978	1	20	37	109	47	104	29	64	17	152	324	53	19		2		5.6	
			29		5	5	11	2	2	2			1	1						2.2	
750.520C1B	CSC - 2nd Degree - Relationship	15 ATTEMPTS	160		2	10	19	1	24	8	13	1	24	53	3	1			1	4.8	
			1				1													1.7	
750.520C1C	CSC - 2nd Degree - During Felony	15 ATTEMPTS	16		1	1		1	2		2		1	8						4.9	
750.520C1D	CSC - 2nd Degree - Accomplices	15 ATTEMPTS	9				1		2	1	1			4						4.7	
			1			1														1.5	

NOTE: Be sure to check for related offense codes when examining a particular type of crime. They may or may not be in sequential order or even on the same page.

C1 2010 Total Prisoner Population by Minimum Term Distribution - All Offenses

C - 32

GRAND TOTALS			TOTAL	.5	1	1.5	2	2.5	3	3.5	4	4.5	5	10	15	20	25	>25	LIFE	AVG
			44,113 ¹	265	2,123	2,939	5,690	1,637	2,461	859	1,621	832	2,487	7,606	3,838	2,508	1,765	2,086	4,998	8.6
			42,968	210	1,964	2,817	5,504	1,599	2,424	835	1,615	828	2,474	7,578	3,823	2,493	1,755	2,077	4,972	8.7
			747	55	159	122	186	38	37	24	6	4	13	28	15	15	10	9	26	3.3
Compiled Laws	Offense	Max. Penalty																		
750.520C1E	CSC - 2nd Degree - Weapon Used	15 ATTEMPTS	8	1							1		1	4		1				7.2
750.520C1F	CSC - 2nd Degree - Personal Injury	15 ATTEMPTS	59			2	3	3	8	1	11	2	9	14	2	3		1		6.3
			3		1	1									1					4.8
750.520C1G	CSC - 2nd Degree - Injury to Incapacitated Victim	15 ATTEMPTS	7			1	1	2	1				2							3.0
750.520C1H	CSC - 2nd Degree - Mentally Disabled Relationship	15 ATTEMPTS	10			2	1		2	1	2			1	1					4.2
750.520C1I	CSC - 2nd Degree - State Prisoner	15 ATTEMPTS	2								2									3.8
750.520C1K	CSC - 2nd Degree - County Prisoner	15 ATTEMPTS	2						1		1									3.3
750.520C1L	CSC - 2nd Degree - Detained Juvenile	15 ATTEMPTS	1				1													2.0
750.520C2B	CSC - 2nd Degree - Person <13, Defendant 17+ yrs.	15 ATTEMPTS	82		2	3	8	5	9	2	7	2	16	26	1		1			5.2
			3				1			1			1	1						3.9
750.520D	CSC - 3rd Degree - Multiple Variables	15 ATTEMPTS	392		9	8	18	14	26	6	23	12	46	181	36	6	3	3	1	7.1
			9			1	6	2												2.0
750.520D1A	CSC - 3rd Degree - Person 13-15	15 ATTEMPTS	929		23	35	69	39	85	26	54	44	110	382	43	18			1	5.8
			74		6	21	36	3	4	3	1									1.8
750.520D1B	CSC - 3rd Degree - Force/Coercion	15 ATTEMPTS	387		3	12	22	7	14	6	32	9	57	168	40	11	3	3		7.4
			13		4	1	4	1	2				1	1						2.4
750.520D1C	CSC - 3rd Degree - Incapacitated Victim	15 ATTEMPTS	58		2	2	8	3	3		2	3	6	23	5	1				6.3
			3				1	1	1											2.4
750.520D1D	CSC - 3rd Degree - Incest	15 ATTEMPTS	88		1	2	3	2	7	9	2	2	15	43	2					6.1
			2				2													1.9
750.520D1E	CSC - 3rd Degree - Student	15 ATTEMPTS	6					1	2		2			1						4.3
750.520E	CSC - 4th Degree - Multiple Variables	2 ATTEMPTS	17		3	8	1	2	1		1			1						2.1
750.520E1A	CSC - 4th Degree - Force/Coercion	2 ATTEMPTS	62	3	10	27	6	6	5	1	1			3						1.8
750.520E1A-A	CSC - 4th Degree - Victim 13-16	2 ATTEMPTS	32		4	20	2	3			1		1	1						1.7
750.520E1B	CSC - 4th Degree - Incapacitated Victim	2 ATTEMPTS	5			3		1		1										1.9
750.520E1G	CSC - 4th Degree - Incest	2 ATTEMPTS	3			2	1													1.6

NOTE: Be sure to check for related offense codes when examining a particular type of crime. They may or may not be in sequential order or even on the same page.

C1 2010 Total Prisoner Population by Minimum Term Distribution - All Offenses

C - 33

			TOTAL	.5	1	1.5	2	2.5	3	3.5	4	4.5	5	10	15	20	25	>25	LIFE	AVG
GRAND TOTALS			44,113 ¹	265	2,123	2,939	5,690	1,637	2,461	859	1,621	832	2,487	7,606	3,838	2,508	1,765	2,086	4,998	8.6
			42,968	210	1,964	2,817	5,504	1,599	2,424	835	1,615	828	2,474	7,578	3,823	2,493	1,755	2,077	4,972	8.7
			747	55	159	122	186	38	37	24	6	4	13	28	15	15	10	9	26	3.3
Compiled Laws	Offense	Max. Penalty																		
750.520F	CSC - 2nd+ Offense	LIFE ATTEMPTS	14		1								4	5	2	2				9.6
750.520G	CSC - Assault w/Intent to Commit Sexual Penetration	10 ATTEMPTS	4			1							2	1						4.6
750.520G1	CSC - Assault w/Intent to Commit Sexual Penetration	10 ATTEMPTS	336		7	30	67	25	46	24	24	5	37	62	5		2	2		3.9
750.520G2	CSC - 2nd Degree Assault	5 ATTEMPTS	6		1	1	2		1	1										2.0
750.529	Robbery - Armed	LIFE ATTEMPTS	60		5	7	19	10	9	6	1		2						1	2.2
750.529A	Carjacking	LIFE ATTEMPTS	4,334		4	11	77	106	151	123	132	190	232	1,377	922	410	202	234	163	11.5
750.530	Robbery - Unarmed	15 ATTEMPTS	25		2	1	5	1	2			2	4	3			3	1	1	9.6
750.531	Bank Robbery/Safe Breaking	LIFE ATTEMPTS	560				21	14	28	22	34	29	49	191	110	30	14	13	5	9.0
750.531-A	Bank Robbery	LIFE ATTEMPTS	5		1		1					1	2	2					4	4.8
750.531-B	Safe Breaking	LIFE ATTEMPTS	1,010	4	39	44	130	82	151	33	122	39	117	190	30	18	2	4	5	4.6
750.532	Seduction	5 ATTEMPTS	9		1		2	1		1			2	2					4	4.1
750.535	Stolen Prop. - Receive & Conceal (Obsolete)	10 ATTEMPTS	26		1		2				2	1	2	1	3	5	4	1	4	13.8
750.535-A	Stolen Prop. - Receive & Conceal, >\$100 (Obsolete)	5 ATTEMPTS	201	1	5	7	13	12	16	5	14	5	22	63	16	13	4	4	1	7.4
750.5352A	Stolen Prop. - Receive & Conceal, \$20K or More	10 ATTEMPTS	2							1	1									11.1
750.5352B	Stolen Prop. - Receive & Conceal, \$1K - <\$20K - 3rd+ Offense	10 ATTEMPTS	76			2	2	2	10	6	5	1	10	22	10	4		2		7.2
750.5353A	Stolen Prop. - Receive & Conceal, \$1K - <\$20K	5 ATTEMPTS	2			1								1						5.5
750.5353B	Stolen Prop. - Receive & Conceal, \$200 - <\$1K - 2nd+ Offense	5 ATTEMPTS	1					1												2.1
750.5355	Stolen Prop. - Receive & Conceal, Under \$200	MISD ATTEMPTS	4					1							1				1	15.5
750.5357	Stolen Prop. - Receive & Conceal, Motor Vehicle	5 ATTEMPTS	8		1				4	1				1	1					5.1
			29		5	4	7	3		1	2			6	1					3.6
			2				1		1											2.5
			115	1	22	32	33	13	6	3	4			1						1.8
			1							1										3.5
			2			1					1									2.7
			1											1						6.0
			241	6	106	43	57	5	11	6	5	1		1						1.5
			3		1	1	1													1.3

NOTE: Be sure to check for related offense codes when examining a particular type of crime. They may or may not be in sequential order or even on the same page.

C1 2010 Total Prisoner Population by Minimum Term Distribution - All Offenses

C - 34

			TOTAL	.5	1	1.5	2	2.5	3	3.5	4	4.5	5	10	15	20	25	>25	LIFE	AVG
GRAND TOTALS			44,113 ¹	265	2,123	2,939	5,690	1,637	2,461	859	1,621	832	2,487	7,606	3,838	2,508	1,765	2,086	4,998	8.6
			42,968	210	1,964	2,817	5,504	1,599	2,424	835	1,615	828	2,474	7,578	3,823	2,493	1,755	2,077	4,972	8.7
			747	55	159	122	186	38	37	24	6	4	13	28	15	15	10	9	26	3.3
Compiled Laws	Offense	Max. Penalty																		
750.535A	Motor Vehicles - Operate Chop Shop	10 ATTEMPTS	1						1											3.0
750.535A2	Motor Vehicles - Operate Chop Shop	10 ATTEMPTS	13		5	3	2		2		1									1.7
750.535B	Weapons - Firearms, Receive & Conceal	10 ATTEMPTS	2		1	1														1.2
750.535B	Weapons - Firearms, Receive & Conceal	10 ATTEMPTS	40		3	8	17	4	6		2									2.0
750.539D	Eavesdropping - Install/Use	2 ATTEMPTS	2			1	1													1.7
750.539D3B	Eavesdropping - Distribute/Transmit Recording/Image Obtained	5 ATTEMPTS	1				1													2.0
750.539F	Eavesdropping - Manufac/Possess Device	2 ATTEMPTS	1		1															1.0
750.539J2B	Capture/Distribute Image of Unclothed Person	5 ATTEMPTS	4			1	1	1					1							2.7
750.5405A	Interfere w/Electronic Communications	2 ATTEMPTS	9		2	5	2													1.3
750.5405B	Interfere w/Electronic Communications, Injury/Death	4 ATTEMPTS	5			3	1	1												1.6
750.543M	Terrorism - False Report or Threat	20 ATTEMPTS	9						2	1	2		1	3						5.0
750.543P	Terrorism - Use of Internet/Telecomm. to Commit	20 ATTEMPTS	1											1						6.5
750.72	Arson - Dwelling House/ Curtilage	20 ATTEMPTS	14			1					1		2	7	1	1		1		9.2
750.72-A	Arson - Dwelling House	20 ATTEMPTS	160		3	4	13	5	13	2	7	16	21	54	15	6		1		6.5
750.72-B	Arson - Dwelling House/ Curtilage	20 ATTEMPTS	4				2			1				1						3.5
750.72-B	Arson - Dwelling House/ Curtilage	20 ATTEMPTS	11							1			1	8	1					8.2
750.73	Arson - Real Property	10 ATTEMPTS	56	1	5	2	11	6	4	5	4	1	4	8	2	2			1	4.3
750.741C1	Arson - Personal Property, \$1K - <\$20K	5 ATTEMPTS	9		1	2	2	1	1		1			1						2.6
750.741D1	Arson - Personal Property, \$20K or More	10 ATTEMPTS	2			2														1.5
750.74B	Arson - Personal Property, Over \$50	4 ATTEMPTS	1										1							5.0
750.75	Arson - Insured Property	10 ATTEMPTS	7			1	1				4		1							3.4
		ATTEMPTS	1			1														1.3

NOTE: Be sure to check for related offense codes when examining a particular type of crime. They may or may not be in sequential order or even on the same page.

C1 2010 Total Prisoner Population by Minimum Term Distribution - All Offenses

C - 35

			TOTAL	.5	1	1.5	2	2.5	3	3.5	4	4.5	5	10	15	20	25	>25	LIFE	AVG
GRAND TOTALS			44,113 ¹	265	2,123	2,939	5,690	1,637	2,461	859	1,621	832	2,487	7,606	3,838	2,508	1,765	2,086	4,998	8.6
			42,968	210	1,964	2,817	5,504	1,599	2,424	835	1,615	828	2,474	7,578	3,823	2,493	1,755	2,077	4,972	8.7
			747	55	159	122	186	38	37	24	6	4	13	28	15	15	10	9	26	3.3
Compiled Laws	Offense	Max. Penalty																		
750.771C1	Arson - Preparation to Burn Property, \$1K - <\$20K	5 ATTEMPTS	2				1	1												2.1
750.771D1	Arson - Preparation to Burn Property, \$20K or More	10 ATTEMPTS	5				2		1				1	1						4.3
750.81	Asslt or Asslt and Battery	MISD ATTEMPTS	1	1																.3
750.814	Domestic Violence - 3rd Offense	2 ATTEMPTS	145	1	30	61	31	8	7	2	3		1	1						1.6
750.81A	Assault - Aggravated	1 ATTEMPTS	1	1																.5
750.81A2	Domestic Violence, Aggravated	1 ATTEMPTS	1															1		27.0
750.81A3	Domestic Violence, Aggravated - 2nd Offense	2 ATTEMPTS	11		2	5	1	2	1											1.6
750.81C2	Assault/Battery of DHS Employee	2 ATTEMPTS	1		1															.8
750.81D1	Police Officer - Assault/Resist/Obstruct	2 ATTEMPTS	292	7	58	131	48	19	16	3	7		1	2						1.6
750.81D2	Police Officer - Assault/Resist/Obstruct, Causing Injury	4 ATTEMPTS	1	1	1															1.0
750.81D3	Police Officer - Assault/Resist/Obstruct, Serious Impairment	15 ATTEMPTS	42	2	4	12	10	5	6				2	1						2.0
750.82	Felonious Assault	4 ATTEMPTS	10				2		1		2			2	1	2				8.2
750.83	Assault w/Intent to Murder	LIFE ATTEMPTS	452	6	74	111	143	43	43	3	14	2	7	3		1		1	1	2.0
750.84	Assault w/Intent to do Great Bodily Harm Less Than Murder	10 ATTEMPTS	11	1	5	4	1													1.0
750.85	Torture	LIFE ATTEMPTS	1,391			2	4	3	7	5	8	11	24	288	343	214	159	192	131	17.9
750.86	Assault w/Intent to Maim	10 ATTEMPTS	8											2	2	3	1			16.1
750.87	Assault w/Intent to Commit Felony	10 ATTEMPTS	1,177	4	35	22	118	65	161	66	126	30	165	307	52	9	7	1	9	5.0
750.88	Assault w/Intent to Rob While Unarmed	15 ATTEMPTS	40		3	8	12	7	3	2	3		1	1						2.2
750.89	Assault w/Intent to Rob While Armed	LIFE ATTEMPTS	28										1	5	10	8	1	3		17.3
750.86	Assault w/Intent to Maim	10 ATTEMPTS	9		1		1		1	1			2	3						4.6
750.87	Assault w/Intent to Commit Felony	10 ATTEMPTS	5								1			2	2					9.7
750.88	Assault w/Intent to Rob While Unarmed	15 ATTEMPTS	1					1												2.5
750.89	Assault w/Intent to Rob While Armed	LIFE ATTEMPTS	113		6	9	15	6	13	3	11	3	15	18	11	1		2		5.5
750.89	Assault w/Intent to Rob While Armed	LIFE ATTEMPTS	3		1			1					1							2.8
750.89	Assault w/Intent to Rob While Armed	LIFE ATTEMPTS	679		1		11	19	25	31	16	32	38	229	139	60	24	27	27	10.5
750.89	Assault w/Intent to Rob While Armed	LIFE ATTEMPTS	5			1								1	2			1		13.0

NOTE: Be sure to check for related offense codes when examining a particular type of crime. They may or may not be in sequential order or even on the same page.

C1 2010 Total Prisoner Population by Minimum Term Distribution - All Offenses

C - 36

			TOTAL	.5	1	1.5	2	2.5	3	3.5	4	4.5	5	10	15	20	25	>25	LIFE	AVG	
GRAND TOTALS			44,113 ¹	265	2,123	2,939	5,690	1,637	2,461	859	1,621	832	2,487	7,606	3,838	2,508	1,765	2,086	4,998	8.6	
			42,968	210	1,964	2,817	5,504	1,599	2,424	835	1,615	828	2,474	7,578	3,823	2,493	1,755	2,077	4,972	8.7	
			747	55	159	122	186	38	37	24	6	4	13	28	15	15	10	9	26	3.3	
Compiled Laws	Offense	Max. Penalty																			
750.90A	Assault - Pregnant Individual, Miscarriage/Stillbirth w/Intent	LIFE ATTEMPTS	2											1		1					13.0
750.90BA	Assault - Pregnant Individual, Miscarriage/Stillbirth	15 ATTEMPTS	1			1															2.0
750.90BB	Assault - Pregnant Individual, Harm to Embryo/Fetus	10 ATTEMPTS	1						1												3.3
750.90DA	Pregnant Individ. - Oper. Under Infl., Miscarriage/Stillbirth	15 ATTEMPTS	2								1		1								4.3
750.91	Homicide - Attempted Murder	LIFE ATTEMPTS	20											5	6	2	2	1	4		14.9
			1												1						10.5
752.10542	Copy Audio/Video for Gain - Felony	5 ATTEMPTS	2	1					1												1.6
752.541	Riot	10 ATTEMPTS	1			1															1.6
752.542A	Prisons - Riots	10 ATTEMPTS	9							1	1	1	2	3	1						6.5
752.7971C1	Computers - Fraudulent Access, \$1K - <\$20K	5 ATTEMPTS	1			1															1.7
752.7973C	Computers - Use to Commit Crime Max 2 yrs - <4 yrs	4 ATTEMPTS	3		2	1															1.0
752.7973D	Computers - Use to Commit Crime Max 4 yrs - <10 yrs	7 ATTEMPTS	46		2	11	17	3	2	5	1		4	1							2.3
			2			2															1.9
752.7973E	Computers - Use to Commit Crime Max 10 yrs - <20 yrs	10 ATTEMPTS	5									1	2	2							5.3
752.7973F	Computers - Use to Commit Crime Max 20 yrs or More	20 ATTEMPTS	8						1		1	1		3	2						7.0
752.811A	Breaking & Entering - Coin Operated Device	3 ATTEMPTS	5		1	2		1	1												1.7
752.861	Weapons - Firearms, Careless Use Cause Injury/Death	2 ATTEMPTS	1			1															1.2
767A.91B	Prosecutor's Investigative Subpoena - Perjury	LIFE ATTEMPTS	2											2							8.0
769.12	Habitual Offender - 4th Offense	LIFE ATTEMPTS	7																	7	
800.2811	Prisons - Furnish Contraband to Prisoner in Prison	5 ATTEMPTS	3		2		1														1.3
			1		1																.7
800.2813	Prisons - Bring Contraband Into Prison	5 ATTEMPTS	5		2	2			1												1.5

NOTE: Be sure to check for related offense codes when examining a particular type of crime. They may or may not be in sequential order or even on the same page.

C1 2010 Total Prisoner Population by Minimum Term Distribution - All Offenses

C - 37

			TOTAL	.5	1	1.5	2	2.5	3	3.5	4	4.5	5	10	15	20	25	>25	LIFE	AVG
GRAND TOTALS			44,113 ¹	265	2,123	2,939	5,690	1,637	2,461	859	1,621	832	2,487	7,606	3,838	2,508	1,765	2,086	4,998	8.6
			42,968	210	1,964	2,817	5,504	1,599	2,424	835	1,615	828	2,474	7,578	3,823	2,493	1,755	2,077	4,972	8.7
			747	55	159	122	186	38	37	24	6	4	13	28	15	15	10	9	26	3.3
Compiled Laws	Offense	Max. Penalty																		
800.2814	Prisons - Prisoner Possessing Contraband	5 ATTEMPTS	28 4		15 2	7 1	3	2	1											1.3 .9
800.2833	Prisons - Bring Weapon into	5 ATTEMPTS	1			1														1.3
800.2834	Prisons - Prisoner Possessing Weapon	5 ATTEMPTS	105 27	1 15	26 9	38 3	24	4	8				1		2	1				1.9 .6
800.283A	Prisons - Furnish Cellphone to Prisoner	5 ATTEMPTS	3	1	1		1													1.0
801.2621A	Jails - Bring Weapon Into	5 ATTEMPTS	1				1													1.6
801.2622	Jails - Prisoner Possess Weapon	5 ATTEMPTS	4				1	1			1			1						3.7
801.2631	Jails - Furnish Contraband to Prisoner	5 ATTEMPTS	6		1	4	1													1.4
801.2632	Jails - Prisoner Possessing Contraband	5 ATTEMPTS	9		1	4	2	1	1											1.7

NOTES: Be sure to check for related offense codes when examining a particular type of crime. They may or may not be in sequential order or even on the same page.

¹ Sentences with Insufficient Information = 398

Largest minimum term is reported for prisoners with multiple offenses.

When minimum terms exceed maximum penalties, that may be due to anomalies in criminal justice practices, habitualized offenses, database errors, etc.

Each minimum term category is rounded up from the preceding category (for example, the ten-year category includes all minimums longer than five years up to exactly ten years).

Minimum term averages are based on the raw data figures within the categories above (with life sentences excluded from the calculations).

SOURCE: Corrections Management Information System (CMIS)

C1a 2010 Total Prisoner Population by Minimum Term Distribution - Non-Assaultive Offenses

Page 1 of 10

C - 38

			TOTAL	.5	1	1.5	2	2.5	3	3.5	4	4.5	5	10	15	20	25	>25	LIFE	AVG
GRAND TOTALS			9,575	134	1,145	1,472	3,471	649	758	201	416	74	598	494	74	25	11	11	34	2.6
			9,353	98	1,087	1,427	3,413	644	751	198	416	73	591	492	74	25	11	11	34	2.7
			222	36	58	45	58	5	7	3		1	7	2						1.5
Compiled Laws	Offense	Max. Penalty																		
28.729	Sex Offenders - Failure to Register	4 ATTEMPTS	152	3	41	48	36	12	4	2	6									1.5
			6	2	2	1			1											1.0
28.7291A	Sex Offender - Fail to Register	4 ATTEMPTS	5		3	1							1							1.8
28.7291B	Sex Offender - Fail to Register, 2nd Offense	7 ATTEMPTS	29	1	8	8	7		1	1	3									1.7
28.7291C	Sex Offender - Fail to Register, 3rd Offense	10 ATTEMPTS	9		4	2	2		1											1.5
			1			1														1.5
28.7292C	Sex Offender - Fail to Report, 3rd Offense	4 ATTEMPTS	7		3	3	1													1.3
257.254	Motor Vehicle Code - Intent to Pass False Title	10 ATTEMPTS	10		2	3	2		1			1		1						3.0
257.257	License Documents/Plates - Forgery	5 ATTEMPTS	5		3	1	1													1.2
257.6251-A	Operating Vehicle Intoxicated	MISD ATTEMPTS	4		1	1	1								1					6.1
257.62510C	Operating Vehicle Intoxicated - 3rd Offense	1 ATTEMPTS	2				2													1.9
257.6256	Operating Vehicle Intoxicated, Impaired - 3rd Felony	5 ATTEMPTS	2					1			1									3.2
257.6256D	Operating Vehicle Intoxicated, Contr. Sub. - 3rd Offense	5 ATTEMPTS	847	7	116	244	291	62	70	21	25		6	4	1					1.9
257.6257A2	Operating Vehicle Intoxicated, w/ Occupant <16 - 2nd+ Offense	5 ATTEMPTS	13		2	3	5	1	1				1							1.9
257.903	Motor Vehicle Code, False Certification	5 ATTEMPTS	1				1													1.9
257.9041B	Operate - Allow Suspended/Revoked/Denied to Operate	MISD ATTEMPTS	1	1																.5
257.9041C	Operate - Allow Suspended/Revoked/Denied to Operate - 2nd+ Offense	1 ATTEMPTS	1		1															1.0
400.601-B	Fraud - Welfare, Over \$500	4 ATTEMPTS	1				1													1.8
445.4083	Second Hand Dealer - Buy/Sell Stolen Utility Co. Scrap Metal	5 ATTEMPTS	1			1														1.5
445.4332	Buy/Sell Stolen Non Ferrous Metals - 1st Offense	5 ATTEMPTS	2		2															.9
445.65	Identity Theft	5 ATTEMPTS	41	2	9	9	12	4	4		1									1.7

NOTE: Be sure to check for related offense codes when examining a particular type of crime. They may or may not be in sequential order or even on the same page.

C1a 2010 Total Prisoner Population by Minimum Term Distribution - Non-Assaultive Offenses

Page 2 of 10

C - 39

GRAND TOTALS			TOTAL	.5	1	1.5	2	2.5	3	3.5	4	4.5	5	10	15	20	25	>25	LIFE	AVG
			9,575	134	1,145	1,472	3,471	649	758	201	416	74	598	494	74	25	11	11	34	2.6
			9,353	98	1,087	1,427	3,413	644	751	198	416	73	591	492	74	25	11	11	34	2.7
			222	36	58	45	58	5	7	3		1	7	2						1.5
Compiled Laws	Offense	Max. Penalty																		
445.67	Identity Theft - Obtain/Possess/ Transfer ID w/Intent	5 ATTEMPTS	12	1	4	3	2	2												1.4
500.45111	Insurance - Fraudulent Acts	4 ATTEMPTS	3		1	1	1													1.4
570.152	Contractor - Fraudulent Use of Building Contract Fund	3 ATTEMPTS	1				1													2.0
722.6335B	Child Abuse - Intentional False Report Felony	VAR ATTEMPTS	1				1													1.9
750.110	Breaking & Entering - Bldg. w/Intent	15 ATTEMPTS	849	9	75	127	223	71	100	31	55	7	48	73	7	11	3	3	3	3.3
			51	4	17	7	18	3	1					1						1.5
750.110-A	Breaking & Entering - Unoccupied Bldg. w/Intent	10 ATTEMPTS	4						1		2						1			8.9
750.110-B	Breaking & Entering - Occupied Bldg. w/Intent	15 ATTEMPTS	11		1		1	1		1			2	2		1		.		9.8
			1			1														1.5
750.110A3	Home Invasion - 2nd Degree	15 ATTEMPTS	1,519	13	60	84	271	194	235	53	154	44	145	230	26	7	1	1	1	3.7
			31	1	6	8	10		2				3	1						2.0
750.110A4	Home Invasion - 3rd Degree	5 ATTEMPTS	151	1	18	45	43	20	11	6	6		1							1.9
			5	2		2	1													1.0
750.111	Breaking & Entering - Entry w/o Breaking, w/Intent	5 ATTEMPTS	50	2	13	13	14	3	2				1	1					1	1.7
			1		1															1.0
750.115	Breaking & Entering - Illegal Entry w/o Owner's Permission/Denied	MISD ATTEMPTS	1										1							5.0
750.116	Burglar's Tools - Possess	10 ATTEMPTS	39		6	6	11	4	3	1	4		1			1	1		1	3.1
			1		1															1.0
750.117	Public Officer - Bribery	4 ATTEMPTS	1						1											2.7
750.1227A	Witness - Bribe/Intimidate/ Interfere	4 ATTEMPTS	11		1	5	3	1	1											1.6
750.1313B2	Check - Non-Sufficient Funds, \$100 - <\$500 - 3rd+ Offense	2 ATTEMPTS	1			1														1.5
750.1313C	Check - Non-Sufficient Funds, \$500 or more	2 ATTEMPTS	3			3														1.5
750.131A1	Check - No Account	2 ATTEMPTS	13		2	6	4		1											1.6
750.131A2	Check - Non-Sufficient Funds, Three w/in 10 days	2 ATTEMPTS	5		1		3	1												1.7
750.147B	Ethnic Intimidation	2 ATTEMPTS	1				1													2.0

NOTE: Be sure to check for related offense codes when examining a particular type of crime. They may or may not be in sequential order or even on the same page.

C1a 2010 Total Prisoner Population by Minimum Term Distribution - Non-Assaultive Offenses

Page 3 of 10

C - 40

GRAND TOTALS			TOTAL	.5	1	1.5	2	2.5	3	3.5	4	4.5	5	10	15	20	25	>25	LIFE	AVG
			9,575	134	1,145	1,472	3,471	649	758	201	416	74	598	494	74	25	11	11	34	2.6
			9,353	98	1,087	1,427	3,413	644	751	198	416	73	591	492	74	25	11	11	34	2.7
			222	36	58	45	58	5	7	3		1	7	2						1.5
Compiled Laws	Offense	Max. Penalty																		
750.157A	Compounding Offenses	5 ATTEMPTS	7						1		1				2				3	8.5
750.157B3	Solicit to Commit Felony	5 ATTEMPTS	1			1														1.5
750.157N1	Financial Transaction Device - Steal/Retain w/o Consent	4 ATTEMPTS	60	5	17	21	9	2	3		2		1							1.5
750.157P	Financial Transaction Device - Possess w/Intent to Use/Sell	4 ATTEMPTS	2	1	1															.6
750.157P	Financial Transaction Device - Possess w/Intent to Use/Sell	4 ATTEMPTS	10		4	1	2		3											1.7
750.157Q	Financial Transaction Device - Illegal Sale/Use	4 ATTEMPTS	11	1	3	5		1	1											1.4
750.157V	Financial Transaction Device - False ID	4 ATTEMPTS	2		1	1														1.0
750.157V	Financial Transaction Device - False ID	4 ATTEMPTS	1				1													1.7
750.157W1C1	Financial Trans. Device - Fraud Withdraw/Transfer, \$1K - <\$20K	5 ATTEMPTS	1		1															1.0
750.15911	Criminal Enterprise - Conduct	20 ATTEMPTS	108		1	2	5	3	4	2	7	9	16	41	14	3	1			7.1
750.15913	Criminal Enterprise - Racketeering Proceeds	20 ATTEMPTS	1							1			1	1						3.2
750.15913	Criminal Enterprise - Racketeering Proceeds	20 ATTEMPTS	3										1	1						6.1
750.15914-A	Criminal Enterprise - Conspiracy	20 ATTEMPTS	5						2				1	2						6.2
750.160	Dead Bodies - Disinterment and Mutilation	10 ATTEMPTS	4		1		1						1	1						3.4
750.161	Desertion/Abandon/Non-Support	3 ATTEMPTS	1				1													2.0
750.165	Child Support - Fail to Pay	4 ATTEMPTS	78	1	17	26	22	4	7	1										1.6
750.165	Child Support - Fail to Pay	4 ATTEMPTS	2			2														1.3
750.174-B	Embezzlement - Agent or Trustee, Over \$100	10 ATTEMPTS	1				1													2.0
750.1744A	Embezzle - Agent or Trustee, \$1K - <\$20K	5 ATTEMPTS	12	1		2	6		3											2.0
750.1744B	Embezzle - Agent or Trustee, \$200 - <\$1K - 2nd+ Offense	5 ATTEMPTS	2				2													1.9
750.1745A	Embezzle - Agent or Trustee, \$20K - <\$50K	10 ATTEMPTS	14			1	7		1				3	2						3.2
750.1745B	Embezzle - Agent or Trustee, \$1K - <\$20K - 3rd+ Offense	10 ATTEMPTS	1											1						6.3
750.1746	Embezzle - \$50K - <\$100K	15 ATTEMPTS	11		1	1	3	1	3	1			1							2.5

NOTE: Be sure to check for related offense codes when examining a particular type of crime. They may or may not be in sequential order or even on the same page.

C1a 2010 Total Prisoner Population by Minimum Term Distribution - Non-Assaultive Offenses

Page 4 of 10

C - 41

GRAND TOTALS			TOTAL	.5	1	1.5	2	2.5	3	3.5	4	4.5	5	10	15	20	25	>25	LIFE	AVG
			9,575	134	1,145	1,472	3,471	649	758	201	416	74	598	494	74	25	11	11	34	2.6
			9,353	98	1,087	1,427	3,413	644	751	198	416	73	591	492	74	25	11	11	34	2.7
			222	36	58	45	58	5	7	3		1	7	2						1.5
Compiled Laws	Offense	Max. Penalty																		
750.1747	Embezzlement - \$100K or More	15 ATTEMPTS	25		2	2	3	2		2	5		5	3	1					3.9
750.174A4A	Embezzlement - From Vulnerable Adult, \$1K - <\$20K	5 ATTEMPTS	7		3	2	1							1						1.9
750.174A5A	Embezzlement - From Vulnerable Adult, \$20K or More	10 ATTEMPTS	3							1			1	1						5.2
750.183-A	Escape - Aiding Prisoner - Felony	7 ATTEMPTS	1				1		1											2.0
750.186A	Escape - Juvenile Facility	4 ATTEMPTS	1				1													3.0
750.186A	Escape - Juvenile Facility	4 ATTEMPTS	1				1													1.9
750.193	Escape - Prison	5 ATTEMPTS	23		7	4	7				1		1	3						2.5
750.193	Escape - Prison	5 ATTEMPTS	1			1														1.4
750.1951	Escape - From Misdemeanor Jail Sentence	2 ATTEMPTS	1						1											2.8
750.1952	Escape - From Felony Jail Sentence	4 ATTEMPTS	14			5	3	2	3	1										2.1
750.1972	Escape - Awaiting Trial for Felony	4 ATTEMPTS	13			2	4	2	3		1		1							2.5
750.199A	Bond - Abscond or Forfeit	4 ATTEMPTS	19			7	10	1	1											1.7
750.199A	Bond - Abscond or Forfeit	4 ATTEMPTS	1		1															1.0
750.2153	Impersonate Peace Officer to Commit Crime	4 ATTEMPTS	1			1														1.5
750.218-B	False Pretenses - Over \$100	10 ATTEMPTS	4										1	2						12.3
750.2184A	False Pretenses - \$1K - <\$20K	5 ATTEMPTS	35	1	4	8	11	2	3	2	3		1							2.0
750.2184A	False Pretenses - \$1K - <\$20K	5 ATTEMPTS	1		1															.9
750.2185A	False Pretenses - \$20K or More	10 ATTEMPTS	17		1		3	2	2	2	2		2	3						4.0
750.2185A	False Pretenses - \$20K or More	10 ATTEMPTS	2		2															.9
750.2185B	False Pretenses - \$1K - <\$20K - 3rd+ Offense	10 ATTEMPTS	1											1						6.0
750.219AB	Telephone - Obtain Serv False ID, Over \$100	4 ATTEMPTS	1	1																.5
750.2241-A	Weapons - Dangerous Weapon, Misc.	5 ATTEMPTS	4		2	1	1													1.0
750.224B	Weapons - Firearms, Short-Barrel Shotgun/Rifle	5 ATTEMPTS	7		1	1	3		2											2.0
750.224F	Weapons - Firearms, Possession by Felon	5 ATTEMPTS	372	1	34	35	89	37	70	19	28	4	16	23	7		3	3	3	3.5
750.224F	Weapons - Firearms, Possession by Felon	5 ATTEMPTS	1			1														1.5

NOTE: Be sure to check for related offense codes when examining a particular type of crime. They may or may not be in sequential order or even on the same page.

C1a 2010 Total Prisoner Population by Minimum Term Distribution - Non-Assaultive Offenses

C - 42

			TOTAL	.5	1	1.5	2	2.5	3	3.5	4	4.5	5	10	15	20	25	>25	LIFE	AVG	
GRAND TOTALS			9,575	134	1,145	1,472	3,471	649	758	201	416	74	598	494	74	25	11	11	34	2.6	
			9,353	98	1,087	1,427	3,413	644	751	198	416	73	591	492	74	25	11	11	34	2.7	
			222	36	58	45	58	5	7	3		1	7	2							1.5
Compiled Laws	Offense	Max. Penalty																			
750.226	Weapons - Dangerous Weapon, Carry w/Unlawful Intent	5 ATTEMPTS	18		1	3	7	2		1	1		1						1	6.1	
750.227	Weapons - Carry Concealed	5 ATTEMPTS	202	1	35	50	70	13	15	4	5		3	3			1		2	2.0	
			2	1	1															.5	
750.227B	Weapons - Felony Firearm	10 ATTEMPTS	2				1						1							3.5	
750.227B-A	Weapons - Felony Firearm	2 ATTEMPTS	1,531				1,519						3	1					8	2.0	
			14				14													2.0	
750.227B-B	Weapons - Felony Firearm - 2nd Offense	5 ATTEMPTS	277										277							5.0	
			4										4							5.0	
750.227B-C	Weapons - Felony Firearm - 3rd Offense	10 ATTEMPTS	19											18					1	10.0	
750.227C	Weapons - Firearms, Possess Loaded in Vehicle	2 ATTEMPTS	1																1		
750.227G9A	Weapons - Body Armor - Possess/Use by Violent Felon	4 ATTEMPTS	1				1													2.0	
750.248	Forgery	14 ATTEMPTS	32	1	2	5	11	1	4		2		1	4	1					3.2	
			2		1				1											1.9	
750.249	Utter & Publish	14 ATTEMPTS	315	1	55	73	102	32	15	1	14		10	9	3					2.1	
			13	1	2	4	5	1												1.5	
750.252	Utter & Publish - Possess Counterfeit Note w/Intent	7 ATTEMPTS	1		1															1.0	
750.253	Utter & Publish - Counterfeit Bills/Notes	5 ATTEMPTS	4			1	1	2												2.1	
750.254	Utter & Publish - Possess Counterfeit Bank/State/Bills	5 ATTEMPTS	4		1	3														1.1	
750.255	Counterfeiting - Possess Tools	10 ATTEMPTS	1					1												2.5	
750.261	Counterfeiting - Coins/Possess Less than 5	10 ATTEMPTS	1			1														1.5	
750.285	Obtain Personal Identity Info w/o Permission	5 ATTEMPTS	1						1											3.0	
750.356	Larceny	10 ATTEMPTS	3		1				1						1					5.3	
750.3562A	Larceny - \$20K or More	10 ATTEMPTS	8		1	1	3			2				1						2.6	
750.3562B	Larceny - \$1K - <\$20K - 3rd+ Offense	10 ATTEMPTS	1		1															1.0	

NOTE: Be sure to check for related offense codes when examining a particular type of crime. They may or may not be in sequential order or even on the same page.

C1a 2010 Total Prisoner Population by Minimum Term Distribution - Non-Assaultive Offenses

Page 6 of 10

C - 43

GRAND TOTALS			TOTAL	.5	1	1.5	2	2.5	3	3.5	4	4.5	5	10	15	20	25	>25	LIFE	AVG
			9,575	134	1,145	1,472	3,471	649	758	201	416	74	598	494	74	25	11	11	34	2.6
			9,353	98	1,087	1,427	3,413	644	751	198	416	73	591	492	74	25	11	11	34	2.7
			222	36	58	45	58	5	7	3		1	7	2						1.5
Compiled Laws	Offense	Max. Penalty																		
750.3563A	Larceny - \$1K - <\$20K	5 ATTEMPTS	49	1	4	16	17	5	4		1		1							1.8
750.3563B	Larceny - \$200 - <\$1K - 2nd+ Offense	5 ATTEMPTS	2			1	1													1.7
750.356A	Larceny - From Motor Vehicle	10 ATTEMPTS	5	1		1	1		1											7.3
750.356A-B	Breaking & Entering - Vehicle Steal Prop. Over \$5	5 ATTEMPTS	3				2		1											2.3
750.356A1	Larceny - From Motor Vehicle	5 ATTEMPTS	74	1	21	23	23	4	2											1.5
			5	3	2															.6
750.356A2C1	Breaking & Entering - Vehicle/Semi or House Trailer, \$1K - <\$20K	5 ATTEMPTS	8		3	1	3		1											1.6
750.356A2D2	Breaking & Entering - Vehicle Semi or House Trailer, \$1K-<\$20K - 2nd+Ofns	10 ATTEMPTS	2							1	1									3.6
750.356A3	Breaking & Entering - Vehicle Semi or House Trailer, w/ Damage	5 ATTEMPTS	62	2	20	18	12	4	3	1	2									1.5
750.356C	Retail Fraud - 1st Degree	5 ATTEMPTS	380	8	99	91	92	28	33	4	22		2	1						1.8
			1			1														1.3
750.356D	Retail Fraud - 2nd Degree	1 ATTEMPTS	1										1							5.0
750.357	Larceny from Person	10 ATTEMPTS	259	7	23	42	60	29	29	9	23	1	13	22	1					2.7
			12	2	1	3	3	1	1	1										1.7
750.357B	Weapons - Firearms - Larceny	5 ATTEMPTS	20			9	6	3					1	1						2.2
750.360	Larceny in Building	4 ATTEMPTS	211	8	51	60	52	17	16	2	2		1	2						1.6
			4		1	3														1.1
750.362-A	Larceny By Conversion Over \$100 (obsolete)	5 ATTEMPTS	1		1															1.0
750.3622A	Larceny by Conversion, \$20K or More	10 ATTEMPTS	5				2		1			1	1							3.2
750.3623A	Larceny By Conversion, \$1K - <\$20K	5 ATTEMPTS	12		2	5	1		1		1		1	1						2.4
			1				1													1.7
750.362A	Fail to Return Rented Property Over \$100 (obsolete)	10 ATTEMPTS	1												1					15.0
750.362A3A	Fail to Return Rented Property, \$1K - <\$20K	5 ATTEMPTS	1		1															1.0
750.3673A	Larceny - Trees & Shrubs, \$1K - <\$20K	5 ATTEMPTS	1				1													1.9

NOTE: Be sure to check for related offense codes when examining a particular type of crime. They may or may not be in sequential order or even on the same page.

C1a 2010 Total Prisoner Population by Minimum Term Distribution - Non-Assaultive Offenses

Page 7 of 10

C - 44

			TOTAL	.5	1	1.5	2	2.5	3	3.5	4	4.5	5	10	15	20	25	>25	LIFE	AVG
GRAND TOTALS			9,575	134	1,145	1,472	3,471	649	758	201	416	74	598	494	74	25	11	11	34	2.6
			9,353	98	1,087	1,427	3,413	644	751	198	416	73	591	492	74	25	11	11	34	2.7
			222	36	58	45	58	5	7	3		1	7	2						1.5
Compiled Laws	Offense	Max. Penalty																		
750.377A	Malicious Destruction Pers. Prop.	10 ATTEMPTS	1			1														1.2
750.377A1B1	Malicious Destruction Pers. Prop., \$1K - <\$20K	5 ATTEMPTS	31		9	7	9	3	1	2										1.6
750.377A1B2	Malicious Destruction Pers. Prop., \$200 - <\$1K - 2nd+ Offense	5 ATTEMPTS	1	1																.5
750.377AA	Malicious Destruction Pers. Prop.	4 ATTEMPTS	2			1			1											1.7
750.380	Mal. Destr. Bldg.	10 ATTEMPTS	2										1							2.1
750.3802A	Malicious Destruction of Bldg., \$20K or More	10 ATTEMPTS	1																	5.0
750.3803A	Malicious Destruction of Bldg., \$1K - <\$20K	5 ATTEMPTS	2			2														1.4
750.3804A	Malicious Destruction of Bldg., \$200 - <\$1K	1 ATTEMPTS	1				1													1.7
750.383A	Malicious Destruction of Prop., Utility Prop.	4 ATTEMPTS	21		4	8	7				1			1						1.9
750.411A1A	False Report of Misdemeanor	MISD ATTEMPTS	1	1																.5
750.411A1B	False Report of Felony	4 ATTEMPTS	6		2	1	1	1			1									1.9
750.411A2	False Bomb Threat	4 ATTEMPTS	1		1															1.0
750.411A3A	False Report/Threat of Bomb/Harmful Device	4 ATTEMPTS	1	1																.3
750.411U	Gang Membership - Assoc/Member Commit/Attempt Felony	20 ATTEMPTS	19	1	4	3	5		2		4									1.9
750.413	Motor Vehicle - Unlawful Drive Away	5 ATTEMPTS	1		1			1												1.0
750.414	Motor Vehicle - Unlawful Use	2 ATTEMPTS	3		1		2													2.5
750.4155	Motor Vehicle - Possess/Deliver - ID Plates or Labels	4 ATTEMPTS	3							2				1						1.5
750.422	Perjury - Court Proceeding	LIFE ATTEMPTS	3																	4.3
750.422-A	Perjury - Court Proceeding, Capital Crime	LIFE ATTEMPTS	250	1	53	64	76	20	13	5	6	2	3	6					1	1.9
			5		1	2	1					1								2.0
			17	1	5	8	2	1												1.3
			1	1																.5
			4					1	1				1							10.1
			1						1											3.0
			3											2	1					8.5

NOTE: Be sure to check for related offense codes when examining a particular type of crime. They may or may not be in sequential order or even on the same page.

C1a 2010 Total Prisoner Population by Minimum Term Distribution - Non-Assaultive Offenses

Page 8 of 10

C - 45

			TOTAL	.5	1	1.5	2	2.5	3	3.5	4	4.5	5	10	15	20	25	>25	LIFE	AVG
GRAND TOTALS			9,575	134	1,145	1,472	3,471	649	758	201	416	74	598	494	74	25	11	11	34	2.6
			9,353	98	1,087	1,427	3,413	644	751	198	416	73	591	492	74	25	11	11	34	2.7
			222	36	58	45	58	5	7	3		1	7	2						1.5
Compiled Laws	Offense	Max. Penalty																		
750.422-B	Perjury - Court Proceeding	15 ATTEMPTS	5			1		1	1		1	1								3.0
750.423	Perjury - Other Than Court Proceeding	15 ATTEMPTS	2		1									1						4.9
750.424	Perjury - Subornation	15 ATTEMPTS	1											1						10.0
750.424-A	Perjury - Subornation, Other Than Court Proceeding	15 ATTEMPTS	1				1													1.6
750.425-B	Perjury - Incite/Procure, Court Proceeding	5 ATTEMPTS	2			1			1											2.2
750.451-D	Prostitution - 3rd+ Offense	2 ATTEMPTS	13	1	8	3	1													1.0
750.452	Prostitution - Keeping House of	5 ATTEMPTS	1					1												2.5
750.483A6A	Tamper w/ Evidence	4 ATTEMPTS	1			1														1.1
750.483A6B	Tamper w/ Evidence - Criminal Case Max >10 yr Term	10 ATTEMPTS	1			1														1.5
750.49-A	Animals - Fighting	4 ATTEMPTS	1				1													2.0
750.49-B	Animals - Attend Fight	4 ATTEMPTS	1	1																.3
750.505	Common Law Offenses	5 ATTEMPTS	2																	35.0
750.505-A	Obstruction of Justice	5 ATTEMPTS	5			1	2		1				1							2.5
750.505-B	Accessory After the Fact to Felony	5 ATTEMPTS	14		2	4	4		2		1		1							2.1
750.50B	Animals - Kill/Torture	4 ATTEMPTS	1			1														1.5
750.535	Stolen Prop. - Receive & Conceal (Obsolete)	10 ATTEMPTS	6			2	3												1	15.5
750.535-A	Stolen Prop. - Receive & Conceal, >\$100 (Obsolete)	5 ATTEMPTS	4					1						1	1					5.1
750.5352A	Stolen Prop. - Receive & Conceal, \$20K or More	10 ATTEMPTS	8		1				4	1				1	1					3.6
750.5352B	Stolen Prop. - Receive & Conceal, \$1K - <\$20K - 3rd+ Offense	10 ATTEMPTS	29		5	4	7	3		1	2			6	1					2.5
750.5352B	Stolen Prop. - Receive & Conceal, \$1K - <\$20K - 3rd+ Offense	10 ATTEMPTS	2				1		1											2.5

NOTE: Be sure to check for related offense codes when examining a particular type of crime. They may or may not be in sequential order or even on the same page.

C1a 2010 Total Prisoner Population by Minimum Term Distribution - Non-Assaultive Offenses

C - 46

			TOTAL	.5	1	1.5	2	2.5	3	3.5	4	4.5	5	10	15	20	25	>25	LIFE	AVG
GRAND TOTALS			9,575	134	1,145	1,472	3,471	649	758	201	416	74	598	494	74	25	11	11	34	2.6
			9,353	98	1,087	1,427	3,413	644	751	198	416	73	591	492	74	25	11	11	34	2.7
			222	36	58	45	58	5	7	3		1	7	2						1.5
Compiled Laws	Offense	Max. Penalty																		
750.5353A	Stolen Prop. - Receive & Conceal, \$1K - <\$20K	5 ATTEMPTS	115	1	22	32	33	13	6	3	4			1						1.8
			1							1										3.5
750.5353B	Stolen Prop. - Receive & Conceal, \$200 - <\$1K - 2nd+ Offense	5 ATTEMPTS	2			1					1									2.7
750.5355	Stolen Prop. - Receive & Conceal, Under \$200	MISD ATTEMPTS	1											1						6.0
750.5357	Stolen Prop. - Receive & Conceal, Motor Vehicle	5 ATTEMPTS	241	6	106	43	57	5	11	6	5	1		1						1.5
			3		1	1	1													1.3
750.535A	Motor Vehicles - Operate Chop Shop	10 ATTEMPTS	1						1											3.0
750.535A2	Motor Vehicles - Operate Chop Shop	10 ATTEMPTS	13		5	3	2		2		1									1.7
			2		1	1														1.2
750.535B	Weapons - Firearms, Receive & Conceal	10 ATTEMPTS	40		3	8	17	4	6		2									2.0
750.539D	Eavesdropping - Install/Use	2 ATTEMPTS	2			1	1													1.7
750.539D3B	Eavesdropping - Distribute/Transmit Recording/Image Obtained	5 ATTEMPTS	1				1													2.0
750.539F	Eavesdropping - Manufac/Possess Device	2 ATTEMPTS	1		1															1.0
750.5405A	Interfere w/Electronic Communications	2 ATTEMPTS	9		2	5	2													1.3
750.543M	Terrorism - False Report or Threat	20 ATTEMPTS	9						2	1	2		1	3						5.0
752.10542	Copy Audio/Video for Gain - Felony	5 ATTEMPTS	2	1					1											1.6
752.7971C1	Computers - Fraudulent Access, \$1K - <\$20K	5 ATTEMPTS	1				1													1.7
752.7973C	Computers - Use to Commit Crime Max 2 yrs - <4 yrs	4 ATTEMPTS	3		2	1														1.0
752.7973D	Computers - Use to Commit Crime Max 4 yrs - <10 yrs	7 ATTEMPTS	46		2	11	17	3	2	5	1		4	1						2.3
			2				2													1.9
752.7973E	Computers - Use to Commit Crime Max 10 yrs - <20 yrs	10 ATTEMPTS	5									1	2	2						5.3
752.7973F	Computers - Use to Commit Crime Max 20 yrs or More	20 ATTEMPTS	8						1		1	1		3	2					7.0
752.811A	Breaking & Entering - Coin Operated Device	3 ATTEMPTS	5		1	2		1	1											1.7

NOTE: Be sure to check for related offense codes when examining a particular type of crime. They may or may not be in sequential order or even on the same page.

C1a 2010 Total Prisoner Population by Minimum Term Distribution - Non-Assaultive Offenses

Page 10 of 10

C - 47

GRAND TOTALS			TOTAL	.5	1	1.5	2	2.5	3	3.5	4	4.5	5	10	15	20	25	>25	LIFE	AVG	
			9,575	134	1,145	1,472	3,471	649	758	201	416	74	598	494	74	25	11	11	34	2.6	
			9,353	98	1,087	1,427	3,413	644	751	198	416	73	591	492	74	25	11	11	34	2.7	
			222	36	58	45	58	5	7	3		1	7	2						1.5	
Compiled Laws	Offense	Max. Penalty																			
767A.91B	Prosecutor's Investigative Subpoena - Perjury	LIFE ATTEMPTS	2											2							8.0
769.12	Habitual Offender - 4th Offense	LIFE ATTEMPTS	7																7		
800.2811	Prisons - Furnish Contraband to Prisoner in Prison	5 ATTEMPTS	3		2		1														1.3
800.2813	Prisons - Bring Contraband Into Prison	5 ATTEMPTS	1		1																.7
800.2813	Prisons - Bring Contraband Into Prison	5 ATTEMPTS	5		2	2			1												1.5
800.2814	Prisons - Prisoner Possessing Contraband	5 ATTEMPTS	28		15	7	3	2	1												1.3
800.2833	Prisons - Bring Weapon into	5 ATTEMPTS	4	1	2	1															.9
800.2833	Prisons - Bring Weapon into	5 ATTEMPTS	1			1															1.3
800.2834	Prisons - Prisoner Possessing Weapon	5 ATTEMPTS	105	1	26	38	24	4	8				1		2	1					1.9
800.2834	Prisons - Prisoner Possessing Weapon	5 ATTEMPTS	27	15	9	3															.6
800.283A	Prisons - Furnish Cellphone to Prisoner	5 ATTEMPTS	3	1	1		1														1.0
801.2621A	Jails - Bring Weapon Into	5 ATTEMPTS	1				1														1.6
801.2622	Jails - Prisoner Possess Weapon	5 ATTEMPTS	4				1	1			1			1							3.7
801.2631	Jails - Furnish Contraband to Prisoner	5 ATTEMPTS	6		1	4	1														1.4
801.2632	Jails - Prisoner Possessing Contraband	5 ATTEMPTS	9		1	4	2	1	1												1.7

NOTES: Be sure to check for related offense codes when examining a particular type of crime. They may or may not be in sequential order or even on the same page.

Largest minimum term is reported for prisoners with multiple offenses.

When minimum terms exceed maximum penalties, that may be due to anomalies in criminal justice practices, habitualized offenses, database errors, etc.

Each minimum term category is rounded up from the preceding category (for example, the ten-year category includes all minimums longer than five years up to exactly ten years).

Minimum term averages are based on the raw data figures within the categories above (with life sentences excluded from the calculations).

SOURCE: Corrections Management Information System (CMIS)

C1b 2010 Total Prisoner Population by Minimum Term Distribution - Drug Offenses

C - 48

			TOTAL	.5	1	1.5	2	2.5	3	3.5	4	4.5	5	10	15	20	25	>25	LIFE	AVG	
GRAND TOTALS			3,466	75	355	427	591	176	326	91	149	133	165	650	130	93	17	12	76	4.4	
			3,366	65	309	418	573	171	321	90	148	133	164	648	130	92	17	11	76	4.5	
			100	10	46	9	18	5	5	1	1		1	2		1		1		2.1	
Compiled Laws	Offense	Max. Penalty																			
333.73413	Contr. Sub. - Imitation Mfg/ Distribution	2 ATTEMPTS	10	2	3	3	1		1												1.1
333.74012A	Contr. Sub. - Del/Mfg (Narcotic or Cocaine)	LIFE ATTEMPTS	3																	3	
333.74012A1	Contr. Sub. - Del/Mfg 1,000+ Grams (Narc. or Cocaine)	LIFE ATTEMPTS	182			1			2	1	3		2	38	31	34	10	10	50	14.6	
			4				1			1						1		1		16.5	
333.74012A2	Contr. Sub. - Del/Mfg 450 - 999 Grams (Narc. or Cocaine)	30 ATTEMPTS	142						3		5	4	2	46	35	43	3	1			13.0
333.74012A3	Contr. Sub. - Del/Mfg 50 - 449 Grams (Narc. or Cocaine)	20 ATTEMPTS	503		4	6	19	11	30	15	26	43	43	265	31	5	2		3	6.7	
			5				2	1	2											2.4	
333.74012A4	Contr. Sub. - Del/Mfg Under 50 Grams (Narc. or Cocaine)	20 ATTEMPTS	995	14	126	180	271	84	108	32	61	8	42	55	10	1	2		1	2.6	
			64	5	40	8	7	1	3											1.2	
333.74012B-A	Contr. Sub. - Del/Mfg (Sched. 1-3), Except Marijuana	7 ATTEMPTS	45		6	13	17	1	5	1			1	1							2.0
333.74012B1	Contr. Sub. - Del/Mfg Meth/Ecstasy	20 ATTEMPTS	204		1	2	15	9	34	8	10	32	23	64	6					4.9	
			4		1		1						1	1						3.9	
333.74012C-A	Contr. Sub. - Del/Mfg (Sched. 4)	4 ATTEMPTS	6		1	1	4														1.6
333.74012D1	Contr. Sub. - Del/Mfg 45 or More Kilograms Marijuana	15 ATTEMPTS	15		3	3	1	1	2		1			4						3.0	
			3		2					1										1.7	
333.74012D2	Contr. Sub. - Del/Mfg 5 to <45 Kilograms Marijuana	7 ATTEMPTS	10		1	1	4	2	1				1							2.2	
			1	1																.5	
333.74012D3	Contr. Sub. - Del/Mfg Marijuana	4 ATTEMPTS	194	7	42	62	55	13	13		2									1.6	
			4	3		1														.5	
333.74012F	Prescription Forms - Del/Mfg/ Intent	7 ATTEMPTS	1				1														1.9
333.7401C2A	Contr. Sub. - Operate/Maintain Lab	10 ATTEMPTS	16		1	3	2	2	1	2	1		1	2	1						3.6
333.7401C2B	Contr. Sub. - Operate/Maintain Lab Near Minor	20 ATTEMPTS	14			2			1	3	1	1	1	5							4.9
333.7401C2C	Contr. Sub. - Operate/Maintain Lab Involving Hazardous Waste	20 ATTEMPTS	24				1		5	1	2		4	10		1					5.5
333.7401C2D	Contr. Sub. - Operate/Maintain Lab Near Specified Places	20 ATTEMPTS	26				2	2	1	1	2	3	1	13	1						5.6
333.7401C2E	Contr. Sub. - Operate/Maintain Lab Involving Firearm	25 ATTEMPTS	7						1	1		2		3							5.7
333.7401C2F	Contr. Sub. - Operate/Maintain Lab Involving Meth	20 ATTEMPTS	310	1	1	3	32	14	75	9	18	36	31	84	6					4.4	
			3				1	1					1	1						3.6	

NOTE: Be sure to check for related offense codes when examining a particular type of crime. They may or may not be in sequential order or even on the same page.

C1b 2010 Total Prisoner Population by Minimum Term Distribution - Drug Offenses

C - 49

GRAND TOTALS			TOTAL	.5	1	1.5	2	2.5	3	3.5	4	4.5	5	10	15	20	25	>25	LIFE	AVG	
			3,466	75	355	427	591	176	326	91	149	133	165	650	130	93	17	12	76	4.4	
			3,366	65	309	418	573	171	321	90	148	133	164	648	130	92	17	11	76	4.5	
			100	10	46	9	18	5	5	1	1		1	2		1		1		2.1	
Compiled Laws	Offense	Max. Penalty																			
333.74022A	Contr. Sub. - Create/Del./Intent Counterfeit (Narcotic)	10 ATTEMPTS	3		1	2															1.2
333.74022B	Contr. Sub. - Create/Del./Intent Counterfeit (Sched. 1-3)	5 ATTEMPTS	1										1								5.0
333.74022E	Contr. Sub. - Create/Deliver Analogue	15 ATTEMPTS	6			1	1	1		2	1										2.7
333.74032A	Contr. Sub. - Possess	LIFE ATTEMPTS	1													1					20.0
333.74032A1	Contr. Sub. - Possess 1,000+ Grams (Narcotic)	LIFE ATTEMPTS	26				1			1				5	1				18		7.8
333.74032A2	Contr. Sub. - Possess 450 - 999 Grams (Narcotic)	30 ATTEMPTS	18						1		1		2	6	3	5					11.2
333.74032A3	Contr. Sub. - Possess 50 - 449 Grams (Narcotic)	20 ATTEMPTS	63				3		5	2	3	4	5	35	3	2			1		7.0
333.74032A4	Contr. Sub. - Possess 25 - 49 Grams (Narcotic)	4 ATTEMPTS	1					1													2.5
333.74032A5	Contr. Sub. - Possess <25 Grams (Narcotic)	4 ATTEMPTS	4		1		2	1													1.8
333.74032A5	Contr. Sub. - Possess <25 Grams (Narcotic)	4 ATTEMPTS	311	32	87	83	62	22	15		4		2	4							1.5
333.74032B-A	Contr. Sub. - Possess Analogues/Sched. 1-4	2 ATTEMPTS	3	1	2																.8
333.74032B-A	Contr. Sub. - Possess Analogues/Sched. 1-4	2 ATTEMPTS	26	2	7	8	5	3			1										1.5
333.74032B1	Contr. Sub. - Possess Methamphetamine	10 ATTEMPTS	117	1	10	32	41	4	11	8	4		2	4							2.1
333.74032D	Contr. Sub. - Possess Marijuana	1 ATTEMPTS	6				5	1													2.0
333.74032D	Contr. Sub. - Possess Marijuana	1 ATTEMPTS	10	2	4	4															.9
333.74042A	Contr. Sub. - Use (Narcotic/Cocaine/Meth/Ecstasy)	1 ATTEMPTS	1		1																1.0
333.74042D	Contr. Sub. - Use of Marijuana	MISD ATTEMPTS	1	1																	.3
333.7405D	Contr. Sub. - Maintain Drug House	2 ATTEMPTS	12		2	5	3		2												1.6
333.74071C	Contr. Sub. - Obtain by Fraud	4 ATTEMPTS	10	1	2	1	4	1	1												1.6
333.74071C	Contr. Sub. - Obtain by Fraud	4 ATTEMPTS	1				1														2.0
333.74071G	Contr. Sub. - Counterfeit Prescription Form	4 ATTEMPTS	2			1	1														1.5
333.7407A1-A	Contr. Sub. - Attempt Felony	LIFE ATTEMPTS	3		2		1														1.3
333.74101-A	Contr. Sub. - Deliver to Minor <50 Grams (Narcotic/Cocaine)	40 ATTEMPTS	5											3	2						11.0

NOTE: Be sure to check for related offense codes when examining a particular type of crime. They may or may not be in sequential order or even on the same page.

C1b 2010 Total Prisoner Population by Minimum Term Distribution - Drug Offenses

			TOTAL	.5	1	1.5	2	2.5	3	3.5	4	4.5	5	10	15	20	25	>25	LIFE	AVG
GRAND TOTALS			3,466	75	355	427	591	176	326	91	149	133	165	650	130	93	17	12	76	4.4
			3,366	65	309	418	573	171	321	90	148	133	164	648	130	92	17	11	76	4.5
			100	10	46	9	18	5	5	1	1		1	2		1		1		2.1
Compiled Laws	Offense	Max. Penalty																		
333.74101-D	Contr. Sub. - Delivery to Minor, Sched. 4 and Marijuana	8 ATTEMPTS	5		1	1	1		1		1									2.2
333.74102-A	Contr. Sub. - Deliver <50 Grams, School Prop. (Narc/Cocaine)	60 ATTEMPTS	22		1		15		2	2	1			1						2.5
333.74103	Contr. Sub. - Intent Deliver <50 Grams, School Prop (Narc.)	40 ATTEMPTS	6				6													2.0
333.74104-A	Contr. Sub. - Possess on School/Library Prop. (Narc./Coc.) <25 Grams	8 ATTEMPTS	1		1															1.0
333.74104-D	Contr. Sub. - Possess Marijuana, on School/Library Property	2 ATTEMPTS	3	1			1													1.1
333.74104-D	Contr. Sub. - Possess Marijuana, on School/Library Property	2 ATTEMPTS	1	1																.5
333.74132	Contr. Sub. - 2nd+ Offense - Double Penalty	VAR ATTEMPTS	1				1													1.9
333.7416	Contr. Sub. - Induce Minor to Felony	LIFE ATTEMPTS	1							1										3.5

C - 50

NOTES: Be sure to check for related offense codes when examining a particular type of crime. They may or may not be in sequential order or even on the same page.

Largest minimum term is reported for prisoners with multiple offenses.

When minimum terms exceed maximum penalties, that may be due to anomalies in criminal justice practices, habitualized offenses, database errors, etc.

Each minimum term category is rounded up from the preceding category (for example, the ten-year category includes all minimums longer than five years up to exactly ten years).

Minimum term averages are based on the raw data figures within the categories above (with life sentences excluded from the calculations).

SOURCE: Corrections Management Information System (CMIS)

C1c 2010 Total Prisoner Population by Minimum Term Distribution - Assaultive Offenses

C - 51

			TOTAL	.5	1	1.5	2	2.5	3	3.5	4	4.5	5	10	15	20	25	>25	LIFE	AVG	
GRAND TOTALS			30,674	56	623	1,040	1,628	812	1,377	567	1,056	625	1,724	6,462	3,634	2,390	1,737	2,055	4,888	11.4	
			30,249	47	568	972	1,518	784	1,352	547	1,051	622	1,719	6,438	3,619	2,376	1,727	2,047	4,862	11.5	
			425	9	55	68	110	28	25	20	5	3	5	24	15	14	10	8	26	4.6	
Compiled Laws	Offense	Max. Penalty																			
257.602A2	Police Officer - Flee - 4th Degree (Vehicle Code)	2 ATTEMPTS	20		4	7	4	1		2	1			1							2.1
257.602A3-A	Police Officer - Flee - 3rd Degree (Vehicle Code)	5 ATTEMPTS	239	3	63	63	67	11	17	3	6	3		3							1.7
			1	1																	.4
257.602A4	Police Officer - Flee - Serious Bodily Injury (Vehicle Code)	4 ATTEMPTS	1							1											4.0
257.602A4-A	Police Officer - Flee - 2nd Degree (Vehicle Code)	10 ATTEMPTS	97	1	7	9	31	4	15	6	4	4	7	9							2.9
257.602A5	Police Officer - Flee - 1st Degree (Vehicle Code)	15 ATTEMPTS	3									1		2							6.5
257.617	Fail to Stop at Accident - Serious Impairment/Death	5 ATTEMPTS	20			2	8	2	3	3	1		1								2.5
257.6173	Fail to Stop at Accident - At Fault Death Result	15 ATTEMPTS	11					1	1			2	3	3	1						5.9
257.6254	Operating Vehicle Intoxicated, Causing Death	15 ATTEMPTS	185			5	7	8	12	4	25	7	27	76	10	2		1	1		6.1
			1						1												3.0
257.6254A	Operating Vehicle Intoxicated, Causing Death	15 ATTEMPTS	7						1	1	1		2	2							4.6
257.6254B	Operating Vehicle Intoxicated, Causing Death to Emergency Person	20 ATTEMPTS	1						1												3.0
257.6255	Operating Vehicle Intoxicated, Causing Incapacitating Injury	5 ATTEMPTS	1		1																1.0
257.6255-A	Operating Vehicle Intoxicated, Causing Serious Injury	5 ATTEMPTS	50		2	11	13	4	3	4	1		4	6	2						3.2
257.9044	Operate - License Susp./Rev./Denied, Causing Death	15 ATTEMPTS	16				1	3	1	1		1	2	5	1	1					6.1
257.9045	Operate - License Susp./Rev./Denied, Causing Serious Injury	5 ATTEMPTS	15			4	7		1		3										2.1
287.3231	Dangerous Animal, Causing Death	15 ATTEMPTS	1								1										3.6
287.3232	Dangerous Animal, Causing Serious Injury	4 ATTEMPTS	1										1								5.0
324.31154	Water Resources Protection Violation Endangerment/Death	5 ATTEMPTS	1										1								5.0
324.801764	Marine Safety, Operating Under Influence, Death	15 ATTEMPTS	2						1					1							5.6
333.5210	AIDS - Sexual Penetration w/ Uninformed Partner	4 ATTEMPTS	5		1	1					3										2.8

NOTE: Be sure to check for related offense codes when examining a particular type of crime. They may or may not be in sequential order or even on the same page.

C1c 2010 Total Prisoner Population by Minimum Term Distribution - Assaultive Offenses

C - 52

			TOTAL	.5	1	1.5	2	2.5	3	3.5	4	4.5	5	10	15	20	25	>25	LIFE	AVG	
GRAND TOTALS			30,674	56	623	1,040	1,628	812	1,377	567	1,056	625	1,724	6,462	3,634	2,390	1,737	2,055	4,888	11.4	
			30,249	47	568	972	1,518	784	1,352	547	1,051	622	1,719	6,438	3,619	2,376	1,727	2,047	4,862	11.5	
			425	9	55	68	110	28	25	20	5	3	5	24	15	14	10	8	26	4.6	
Compiled Laws	Offense	Max. Penalty																			
436.17012	Alcohol - Sell/Furnish to Minor, Causing Death	10 ATTEMPTS	1				1														2.0
			1			1			1												3.0
722.675	Distribute Obscene Matter to Children	2 ATTEMPTS	1			1															1.3
750.10A	Sexually Delinquent Person	LIFE ATTEMPTS	8	1					1				2	3	1						6.7
750.110A2	Home Invasion - 1st Degree	20 ATTEMPTS	1,643	2	12	26	80	55	117	26	81	81	169	733	181	55	16	8	1		7.1
			28	1	4	7	7	3	2					4							2.6
750.1227B	Witness - Bribe/Intimidate/Interfere	10 ATTEMPTS	12			1	1	1			1		7	1							4.2
750.1227C	Witness - Intimidate/Threaten to Kill or Injure	15 ATTEMPTS	16				1	3		3		1	2	6							4.7
750.1228	Witness - Retaliate Against	10 ATTEMPTS	3		1	1		1													1.5
750.136A	Torturing Children	10 ATTEMPTS	1																1		30.0
750.136B	Child Abuse	15 ATTEMPTS	1												1						15.0
750.136B2	Child Abuse - 1st Degree	15 ATTEMPTS	120		2	2	7	3	9	4	9	1	19	53	6	2	1	1	1		6.9
			6				3			3											2.5
750.136B3	Child Abuse - 2nd Degree	4 ATTEMPTS	32	1	6	9	6	5	1		3			1							2.0
			1		1																1.0
750.136B4	Child Abuse - 3rd Degree	2 ATTEMPTS	10		1	3	2	1	2		1										2.0
750.145A	Accost/Solicit Child for Immoral Purposes	1 ATTEMPTS	1						1												3.0
750.145A-A	Children - Accost for Immoral Purposes	4 ATTEMPTS	26		1	6	11	3	3		2										2.0
750.145BA	Children - Accost for Immoral Purposes - 2nd+ Offense	10 ATTEMPTS	1			1															1.2
750.145C	Child Sexually Abusive Activity	20 ATTEMPTS	3									1		1	1						8.4
750.145C2	Child Sexually Abusive Activity	20 ATTEMPTS	161		2	4	9	7	17	1	5	4	13	63	32	3	1				7.4
750.145C3	Child Sexually Abusive Activity, Promote or Distribute	7 ATTEMPTS	11		1	2	4		2	1			1								2.2
750.145C4-A	Child Sexually Abusive Material, Possess	4 ATTEMPTS	32		5	7	15	3	1		1										1.7

NOTE: Be sure to check for related offense codes when examining a particular type of crime. They may or may not be in sequential order or even on the same page.

C1c 2010 Total Prisoner Population by Minimum Term Distribution - Assaultive Offenses

C - 53

			TOTAL	.5	1	1.5	2	2.5	3	3.5	4	4.5	5	10	15	20	25	>25	LIFE	AVG	
GRAND TOTALS			30,674	56	623	1,040	1,628	812	1,377	567	1,056	625	1,724	6,462	3,634	2,390	1,737	2,055	4,888	11.4	
			30,249	47	568	972	1,518	784	1,352	547	1,051	622	1,719	6,438	3,619	2,376	1,727	2,047	4,862	11.5	
			425	9	55	68	110	28	25	20	5	3	5	24	15	14	10	8	26	4.6	
Compiled Laws	Offense	Max. Penalty																			
750.145D2D	Computer/Internet - Plan Crime w/ Other, Max 4 - <10 yrs	10 ATTEMPTS	17			4	8	1	2	1	1										2.1
750.145D2F	Computer/Internet - Plan Crime w/ Other, Max 15+ yrs	20 ATTEMPTS	45		5	9	8	1	2		3	2	5	10							3.6
750.145N1	Vulnerable Adult Abuse - 1st Degree	15 ATTEMPTS	1											1							6.0
750.145N2	Vulnerable Adult Abuse - 2nd Degree	4 ATTEMPTS	1						1												2.7
750.157B	Homicide - Solicitation of Murder	LIFE ATTEMPTS	8												2			4	2		27.8
750.157B2	Homicide - Solicitation of Murder	LIFE ATTEMPTS	29					1		1	1	1	3	7	4	3	1	5	2		16.4
750.157C	Minors - Induce to Commit Felony	VAR ATTEMPTS	1						1											1	3.0
750.158	Sodomy	15 ATTEMPTS	3		1	1				1											2.0
750.197C	Escape - From Jail Through Violence or Assault Prison Employee	4 ATTEMPTS	30		6	3	10	2	3	1	1		1	3							2.7
750.197C-A	Assault of Prison Employee	4 ATTEMPTS	8	1	5	1	1														1.0
			136	1	22	26	37	20	8	6	7	2	6	1							2.1
			13	4	8	1															.7
750.20011A	Harmful Devices - Unlawful Possession/Use	15 ATTEMPTS	1				1														1.6
750.206	Explosives - Place w/Intent to Damage	25 ATTEMPTS	1											1							7.5
750.207	Explosives - Place Near Property	LIFE ATTEMPTS	3												1				2		15.0
750.2072B	Explosives - Place Near Property Cause Property Damage	20 ATTEMPTS	2											1	1						10.8
750.208	Explosives - Aid/Abet Placement	15 ATTEMPTS	2													1		1			26.5
750.209-B	Explosives - Place w/Intent to Alarm	5 ATTEMPTS	1							1											3.5
750.2091A	Explosives - Place w/Intent to Injure	15 ATTEMPTS	1						1												3.0
750.2102C	Explosives - Possess Bomb w/Unlawful Intent, Cause Physical Injury	25 ATTEMPTS	1												1						14.3
750.211A2A	Explosives - Mfg/Possess Explosive/ Other w/Malicious Intent	15 ATTEMPTS	13		1		1	1	1	1			6	2							4.3

NOTE: Be sure to check for related offense codes when examining a particular type of crime. They may or may not be in sequential order or even on the same page.

C1c 2010 Total Prisoner Population by Minimum Term Distribution - Assaultive Offenses

C - 54

			TOTAL	.5	1	1.5	2	2.5	3	3.5	4	4.5	5	10	15	20	25	>25	LIFE	AVG	
GRAND TOTALS			30,674	56	623	1,040	1,628	812	1,377	567	1,056	625	1,724	6,462	3,634	2,390	1,737	2,055	4,888	11.4	
			30,249	47	568	972	1,518	784	1,352	547	1,051	622	1,719	6,438	3,619	2,376	1,727	2,047	4,862	11.5	
			425	9	55	68	110	28	25	20	5	3	5	24	15	14	10	8	26	4.6	
Compiled Laws	Offense	Max. Penalty																			
750.211A2A-A	Explosives - Mfg/Possess Molotov Cocktail	4 ATTEMPTS	2		1	1															1.0
750.211A2B	Explosives - Mfg/Possess Molotov Cocktail/Other w/Prop. Damage	20 ATTEMPTS	6			1						1	1	3							5.2
750.211A2C	Explosives - Mfg/Possess Molotov Cocktail/Other w/Physical Injury	25 ATTEMPTS	1												1						15.0
750.213	Extortion	20 ATTEMPTS	47				4	1	6		4	1	2	17	5	5	1	1			9.1
			4			2	1								1						4.5
750.234A	Weapons - Firearms, Discharge from Vehicle	4 ATTEMPTS	1				1														2.0
750.234B	Weapons - Firearms, Discharge in/at Bldg.	4 ATTEMPTS	9			4	2	1	1		1										2.0
750.2374	Weapons - Firearms, Discharge OUIL Cause Death	15 ATTEMPTS	1																1		33.0
750.240	Willfully Raise False Fire Alarm	1 ATTEMPTS	1					1													2.5
750.316	Homicide	LIFE ATTEMPTS	1,725												1				3	1,721	26.2
			11																	11	
750.316-A	Homicide - Murder 1st Degree, Premeditated	LIFE ATTEMPTS	932				1									1	1	2	927		22.4
			3																3		
750.316-B	Homicide - Felony Murder	LIFE ATTEMPTS	595													1		1	593		30.0
750.316-C	Homicide - Open Murder, Statutory Short Form	LIFE ATTEMPTS	215													3	5	9	198		30.6
			1																1		
750.316-D	Homicide - Murder of Peace/ Corrections Officer	LIFE ATTEMPTS	1																	1	
750.317	Homicide - Murder 2nd Degree	LIFE ATTEMPTS	3,693				1						11	170	465	743	740	902	661		24.8
			23											1	2	6	3	4	7		22.9
750.317A	Deliver Controlled Substance Cause Death	LIFE ATTEMPTS	16				1	1	3			1		4	4	1		1			9.1
750.321	Homicide - Manslaughter	15 ATTEMPTS	51			1	1		2	3	3		6	23	3	6		3			10.6
750.321-A	Homicide - Manslaughter, Statutory Short Form	15 ATTEMPTS	191		1		1	3	9	1	10	8	29	99	20	7		3			8.2
			3					3	3												3.0
750.321-C	Homicide - Manslaughter, Involuntary	15 ATTEMPTS	125			1	8	3	5	1	6	3	21	58	15	4					7.2
			1		1																1.5
750.321-E	Homicide - Manslaughter w/ Motor Vehicle	15 ATTEMPTS	66				2		4		7	2	7	37	4	3					7.4
			1			1															1.4

NOTE: Be sure to check for related offense codes when examining a particular type of crime. They may or may not be in sequential order or even on the same page.

C1c 2010 Total Prisoner Population by Minimum Term Distribution - Assaultive Offenses

C - 55

GRAND TOTALS			TOTAL	.5	1	1.5	2	2.5	3	3.5	4	4.5	5	10	15	20	25	>25	LIFE	AVG
			30,674	56	623	1,040	1,628	812	1,377	567	1,056	625	1,724	6,462	3,634	2,390	1,737	2,055	4,888	11.4
			30,249	47	568	972	1,518	784	1,352	547	1,051	622	1,719	6,438	3,619	2,376	1,727	2,047	4,862	11.5
			425	9	55	68	110	28	25	20	5	3	5	24	15	14	10	8	26	4.6
Compiled Laws	Offense	Max. Penalty																		
750.322	Homicide - Willful Killing of Unborn Child	15 ATTEMPTS	1													1				20.0
750.324	Homicide - Negligent Homicide	2 ATTEMPTS	9		1	5	1		1		1									1.7
750.329	Homicide - Manslaughter, Death w/ Weapon, Aim w/o Malice	15 ATTEMPTS	17						2	1	3	1	2	8						5.8
750.329A	Suicide - Assisting	5 ATTEMPTS	1						1											3.0
750.335A	Indecent Exposure (Sexually Delinquent Person)	1 ATTEMPTS	14	1			2		3			1	1	6						4.6
750.335A2B	Aggravated Indecent Exposure	2 ATTEMPTS	24		5	12	2	1	2				1	1						1.8
750.335A2C	Indecent Exposure by Sexually Delinquent Person	LIFE ATTEMPTS	17			1	3	2	2				4	4	1					4.9
750.336	Indecent Liberties w/ Child (nl WM)	10 ATTEMPTS	1										1							5.0
750.338	Gross Indecency Between Males, Commit/Procure	5 ATTEMPTS	4	1	1			1						1						2.6
750.338B	Gross Indecency Between Male & Female, Commit/Procure	5 ATTEMPTS	14		1	1	5	1	2		2		1		1					3.2
750.349	Kidnapping	LIFE ATTEMPTS	302			1			1	1	2		8	44	57	49	28	50	61	20.5
750.349A	Prisoner Taking Hostage	LIFE ATTEMPTS	5				2								2			1	2	11.5
750.349B	Unlawful Imprisonment	15 ATTEMPTS	49		1		2	1	2	3	7	3	6	13	8	1		1	1	8.2
750.350	Kidnapping - Child Enticement	LIFE ATTEMPTS	8		1	2		1	2	2										2.2
750.350A1	Kidnapping - Custodial Interference	1 ATTEMPTS	15			1					1	1	3	3		1	1	3	1	15.3
750.377B	Malicious Destruction Fire/Police Property	4 ATTEMPTS	2		1			1												1.6
750.377C	School Bus - Intentional Damage	5 ATTEMPTS	1		1															.7
750.397	Mayhem	10 ATTEMPTS	59	1	8	23	13	4	4	2	4									1.8
750.411H2B	Stalking a Minor	5 ATTEMPTS	2		1			1												1.7
			1			1														1.5
			1											1						8.0
			5			1	2			1				1						3.7

NOTE: Be sure to check for related offense codes when examining a particular type of crime. They may or may not be in sequential order or even on the same page.

C1c 2010 Total Prisoner Population by Minimum Term Distribution - Assaultive Offenses

C - 56

			TOTAL	.5	1	1.5	2	2.5	3	3.5	4	4.5	5	10	15	20	25	>25	LIFE	AVG
GRAND TOTALS			30,674	56	623	1,040	1,628	812	1,377	567	1,056	625	1,724	6,462	3,634	2,390	1,737	2,055	4,888	11.4
			30,249	47	568	972	1,518	784	1,352	547	1,051	622	1,719	6,438	3,619	2,376	1,727	2,047	4,862	11.5
			425	9	55	68	110	28	25	20	5	3	5	24	15	14	10	8	26	4.6
Compiled Laws	Offense	Max. Penalty																		
750.411I	Stalking - Aggravated	5 ATTEMPTS	94 4	2	14	22 3	21 1	11	3	4	6		3	4	3			1		2.8 1.4
750.411I2B	Stalking a Minor - Aggravated	10 ATTEMPTS	3				2		1											2.3
750.411S2A	Unlawful Posting Message	2 ATTEMPTS	2		1	1														1.0
750.4362A	Poisoning - Food/Drink/Medicine/ Water	15 ATTEMPTS	2				1							1						5.0
750.455	Prostitution - Pandering	20 ATTEMPTS	4				1		1					2						4.8
750.459	Prostitution - Transport Female (perhaps compel)	20 ATTEMPTS	7						3		1				2		1			9.0
750.479-B	Police Officer/Public Officer - Resist/Obstruct	2 ATTEMPTS	6	1		2	1		1					1						2.3
750.4792	Public Officer - Assault/Obstruct	2 ATTEMPTS	5			5														1.3
750.4793	Public Officer - Assault/Obstruct Cause Injury	4 ATTEMPTS	1				1													1.8
750.4794	Public Officer - Assault/Obstruct Cause Serious Injury	10 ATTEMPTS	1								1									4.0
750.479A2	Police Officer - Flee (Penal Code) 4th Degree	2 ATTEMPTS	13		4	2	2	4	1											1.7
750.479A3	Police Officer - Flee (Penal Code) 3rd Degree	5 ATTEMPTS	96 1		13	21	22 1	9	11	1	7	3	2	7						2.5 2.0
750.479A4-A	Police Officer - Flee (Penal Code) 2nd Degree	10 ATTEMPTS	24				5	2	1	1	3	1	3	5	2	1				5.6
750.479A5	Police Officer - Flee (Penal Code) Serious Injury	15 ATTEMPTS	1												1					15.0
750.479B1	Peace Officer - Disarm Non-Firearm	4 ATTEMPTS	1								1									4.0
750.479B2	Peace Officer - Disarm Firearm	10 ATTEMPTS	7 6			1 1					2		1	1	1				1	5.8 1.3
750.483A2B	Interfere w/ Crime Report Threat to Kill/Injure	10 ATTEMPTS	8				1	1	1		2		2	1						3.9
750.483A4B	Interfere w/ Police Investigation Threat to Kill/Injure	10 ATTEMPTS	2 1						1					1						6.0 1.3
750.520	Rape	LIFE ATTEMPTS	15														1	1	13	42.5

NOTE: Be sure to check for related offense codes when examining a particular type of crime. They may or may not be in sequential order or even on the same page.

C1c 2010 Total Prisoner Population by Minimum Term Distribution - Assaultive Offenses

C - 57

GRAND TOTALS			TOTAL	.5	1	1.5	2	2.5	3	3.5	4	4.5	5	10	15	20	25	>25	LIFE	AVG
			30,674	56	623	1,040	1,628	812	1,377	567	1,056	625	1,724	6,462	3,634	2,390	1,737	2,055	4,888	11.4
			30,249	47	568	972	1,518	784	1,352	547	1,051	622	1,719	6,438	3,619	2,376	1,727	2,047	4,862	11.5
			425	9	55	68	110	28	25	20	5	3	5	24	15	14	10	8	26	4.6
Compiled Laws	Offense	Max. Penalty																		
750.520B	CSC - 1st Degree - Multiple Variables	LIFE ATTEMPTS	1,065				2	2	4	1	3	4	11	150	186	170	130	218	184	21.7
			5													1	2		2	22.6
750.520B1A	CSC - 1st Degree - Person Under 13	LIFE ATTEMPTS	1,603		3	1	9	9	15	11	18	10	43	403	423	267	179	143	69	15.7
			5				1	1		1				1	1					6.5
750.520B1B	CSC - 1st Degree - Relationship	LIFE ATTEMPTS	404				4		1	2	2	3	16	98	131	69	40	30	8	14.9
			1													1				20.0
750.520B1C	CSC - 1st Degree - During Felony	LIFE ATTEMPTS	148				1				1	1	1	19	28	21	20	41	15	22.9
			1												1					15.0
750.520B1D	CSC - 1st Degree - Accomplices	LIFE ATTEMPTS	51						1				3	11	11	8	5	10	2	18.5
750.520B1E	CSC - 1st Degree - Weapon Used	LIFE ATTEMPTS	211								1	1	1	23	49	40	25	50	21	21.8
			4											1			1	2		26.2
750.520B1F	CSC - 1st Degree - Personal Injury	LIFE ATTEMPTS	236						2		1	1	4	33	53	45	45	39	13	20.2
			3					1		2										2.9
750.520B1G	CSC - 1st Degree - Injury to Incapacitated Victim	LIFE ATTEMPTS	8									1	1	1	2	1	1	1		17.4
750.520B1H	CSC - 1st Degree - Mentally Disabled Relationship	LIFE ATTEMPTS	16										1	4	3	5		3		16.4
750.520B2B	CSC - 1st Degree - Person <13, Defendant 17+ yrs.	LIFE ATTEMPTS	86					1	1				2	7	7	3	55	8	2	22.8
750.520B2C	CSC - 1st Degree - Person <13, Defendant 17+ yrs, 2nd Offense	LIFE ATTEMPTS	4												1				3	15.0
750.520C	CSC - 2nd Degree - Multiple Variables	15 ATTEMPTS	246		6	8	31	9	19	10	24	6	31	79	17	4	2			5.8
			5			1	3			1										2.0
750.520C1A	CSC - 2nd Degree - Person Under 13	15 ATTEMPTS	978	1	20	37	109	47	104	29	64	17	152	324	53	19		2		5.6
			29		5	5	11	2	2	2			1	1						2.2
750.520C1B	CSC - 2nd Degree - Relationship	15 ATTEMPTS	160		2	10	19	1	24	8	13	1	24	53	3	1			1	4.8
			1				1													1.7
750.520C1C	CSC - 2nd Degree - During Felony	15 ATTEMPTS	16		1	1		1	2		2		1	8						4.9
750.520C1D	CSC - 2nd Degree - Accomplices	15 ATTEMPTS	9				1		2	1	1			4						4.7
			1			1														1.5
750.520C1E	CSC - 2nd Degree - Weapon Used	15 ATTEMPTS	8	1							1		1	4		1				7.2
750.520C1F	CSC - 2nd Degree - Personal Injury	15 ATTEMPTS	59			2	3	3	8	1	11	2	9	14	2	3		1		6.3
			3		1	1									1					4.8
750.520C1G	CSC - 2nd Degree - Injury to Incapacitated Victim	15 ATTEMPTS	7			1	1	2	1				2							3.0

NOTE: Be sure to check for related offense codes when examining a particular type of crime. They may or may not be in sequential order or even on the same page.

C1c 2010 Total Prisoner Population by Minimum Term Distribution - Assaultive Offenses

C - 58

GRAND TOTALS			TOTAL	.5	1	1.5	2	2.5	3	3.5	4	4.5	5	10	15	20	25	>25	LIFE	AVG
			30,674	56	623	1,040	1,628	812	1,377	567	1,056	625	1,724	6,462	3,634	2,390	1,737	2,055	4,888	11.4
			30,249	47	568	972	1,518	784	1,352	547	1,051	622	1,719	6,438	3,619	2,376	1,727	2,047	4,862	11.5
			425	9	55	68	110	28	25	20	5	3	5	24	15	14	10	8	26	4.6
Compiled Laws	Offense	Max. Penalty																		
750.520C1H	CSC - 2nd Degree - Mentally Disabled Relationship	15 ATTEMPTS	10			2	1		2	1	2			1	1					4.2
750.520C1I	CSC - 2nd Degree - State Prisoner	15 ATTEMPTS	2								2									3.8
750.520C1K	CSC - 2nd Degree - County Prisoner	15 ATTEMPTS	2						1		1									3.3
750.520C1L	CSC - 2nd Degree - Detained Juvenile	15 ATTEMPTS	1				1													2.0
750.520C2B	CSC - 2nd Degree - Person <13, Defendant 17+ yrs.	15 ATTEMPTS	82		2	3	8	5	9	2	7	2	16	26	1		1			5.2
			3				1			1			1							3.9
750.520D	CSC - 3rd Degree - Multiple Variables	15 ATTEMPTS	392		9	8	18	14	26	6	23	12	46	181	36	6	3	3	1	7.1
			9			1	6	2												2.0
750.520D1A	CSC - 3rd Degree - Person 13-15	15 ATTEMPTS	929		23	35	69	39	85	26	54	44	110	382	43	18			1	5.8
			74		6	21	36	3	4	3	1									1.8
750.520D1B	CSC - 3rd Degree - Force/Coercion	15 ATTEMPTS	387		3	12	22	7	14	6	32	9	57	168	40	11	3	3		7.4
			13		4	1	4	1	2				1							2.4
750.520D1C	CSC - 3rd Degree - Incapacitated Victim	15 ATTEMPTS	58		2	2	8	3	3		2	3	6	23	5	1				6.3
			3				1	1	1											2.4
750.520D1D	CSC - 3rd Degree - Incest	15 ATTEMPTS	88		1	2	3	2	7	9	2	2	15	43	2					6.1
			2				2													1.9
750.520D1E	CSC - 3rd Degree - Student	15 ATTEMPTS	6					1	2		2			1						4.3
750.520E	CSC - 4th Degree - Multiple Variables	2 ATTEMPTS	17		3	8	1	2	1		1			1						2.1
750.520E1A	CSC - 4th Degree - Force/Coercion	2 ATTEMPTS	62	3	10	27	6	6	5	1	1			3						1.8
750.520E1A-A	CSC - 4th Degree - Victim 13-16	2 ATTEMPTS	32		4	20	2	3			1		1	1						1.7
750.520E1B	CSC - 4th Degree - Incapacitated Victim	2 ATTEMPTS	5			3		1		1										1.9
750.520E1G	CSC - 4th Degree - Incest	2 ATTEMPTS	3			2	1													1.6
750.520F	CSC - 2nd+ Offense	LIFE ATTEMPTS	14		1								4	5	2	2				9.6
750.520G	CSC - Assault w/Intent to Commit Sexual Penetration	10 ATTEMPTS	4			1							2	1						4.6
750.520G1	CSC - Assault w/Intent to Commit Sexual Penetration	10 ATTEMPTS	336		7	30	67	25	46	24	24	5	37	62	5		2	2		3.9
			6		1	1	2		1	1										2.0

NOTE: Be sure to check for related offense codes when examining a particular type of crime. They may or may not be in sequential order or even on the same page.

C1c 2010 Total Prisoner Population by Minimum Term Distribution - Assaultive Offenses

C - 59

			TOTAL	.5	1	1.5	2	2.5	3	3.5	4	4.5	5	10	15	20	25	>25	LIFE	AVG
GRAND TOTALS			30,674	56	623	1,040	1,628	812	1,377	567	1,056	625	1,724	6,462	3,634	2,390	1,737	2,055	4,888	11.4
			30,249	47	568	972	1,518	784	1,352	547	1,051	622	1,719	6,438	3,619	2,376	1,727	2,047	4,862	11.5
			425	9	55	68	110	28	25	20	5	3	5	24	15	14	10	8	26	4.6
Compiled Laws	Offense	Max. Penalty																		
750.520G2	CSC - 2nd Degree Assault	5 ATTEMPTS	60		5	7	19	10	9	6	1		2						1	2.2
750.529	Robbery - Armed	LIFE ATTEMPTS	4,334		4	11	77	106	151	123	132	190	232	1,377	922	410	202	234	163	11.5
			25		2	1	5	1	2			2	4	3			3	1	1	9.6
750.529A	Carjacking	LIFE ATTEMPTS	560				21	14	28	22	34	29	49	191	110	30	14	13	5	9.0
			5		1		1					1	2	2						4.8
750.530	Robbery - Unarmed	15 ATTEMPTS	1,010	4	39	44	130	82	151	33	122	39	117	190	30	18	2	4	5	4.6
			9		1		2	1		1			2	2						4.1
750.531	Bank Robbery/Safe Breaking	LIFE ATTEMPTS	26		1		2				2	1	2	1	3	5	4	1	4	13.8
750.531-A	Bank Robbery	LIFE ATTEMPTS	201	1	5	7	13	12	16	5	14	5	22	63	16	13	4	4	1	7.4
			2								1					1				11.1
750.531-B	Safe Breaking	LIFE ATTEMPTS	76			2	2	2	10	6	5	1	10	22	10	4		2		7.2
			2			1							1							5.5
750.532	Seduction	5 ATTEMPTS	1					1												2.1
750.539J2B	Capture/Distribute Image of Unclothed Person	5 ATTEMPTS	4			1	1	1					1							2.7
750.5405B	Interfere w/Electronic Communications, Injury/Death	4 ATTEMPTS	5			3	1	1												1.6
750.543P	Terrorism - Use of Internet/Telecomm. to Commit	20 ATTEMPTS	1											1						6.5
750.72	Arson - Dwelling House/Curtilage	20 ATTEMPTS	14			1					1		2	7	1	1		1		9.2
750.72-A	Arson - Dwelling House	20 ATTEMPTS	160		3	4	13	5	13	2	7	16	21	54	15	6		1		6.5
			4				2			1			1	1						3.5
750.72-B	Arson - Dwelling House/Curtilage	20 ATTEMPTS	11								1		1	8	1					8.2
750.73	Arson - Real Property	10 ATTEMPTS	56	1	5	2	11	6	4	5	4	1	4	8	2	2			1	4.3
750.741C1	Arson - Personal Property, \$1K - <\$20K	5 ATTEMPTS	9		1	2	2	1	1		1			1						2.6
750.741D1	Arson - Personal Property, \$20K or More	10 ATTEMPTS	2			2														1.5
750.74B	Arson - Personal Property, Over \$50	4 ATTEMPTS	1										1							5.0
750.75	Arson - Insured Property	10 ATTEMPTS	7			1	1				4		1							3.4
			1			1														1.3

NOTE: Be sure to check for related offense codes when examining a particular type of crime. They may or may not be in sequential order or even on the same page.

C1c 2010 Total Prisoner Population by Minimum Term Distribution - Assaultive Offenses

C - 60

			TOTAL	.5	1	1.5	2	2.5	3	3.5	4	4.5	5	10	15	20	25	>25	LIFE	AVG
GRAND TOTALS			30,674	56	623	1,040	1,628	812	1,377	567	1,056	625	1,724	6,462	3,634	2,390	1,737	2,055	4,888	11.4
			30,249	47	568	972	1,518	784	1,352	547	1,051	622	1,719	6,438	3,619	2,376	1,727	2,047	4,862	11.5
			425	9	55	68	110	28	25	20	5	3	5	24	15	14	10	8	26	4.6
Compiled Laws	Offense	Max. Penalty																		
750.771C1	Arson - Preparation to Burn Property, \$1K - <\$20K	5 ATTEMPTS	2				1	1												2.1
750.771D1	Arson - Preparation to Burn Property, \$20K or More	10 ATTEMPTS	5				2		1				1	1						4.3
750.81	Asslt or Asslt and Battery	MISD ATTEMPTS	1	1																.3
750.814	Domestic Violence - 3rd Offense	2 ATTEMPTS	145	1	30	61	31	8	7	2	3		1	1						1.6
750.81A	Assault - Aggravated	1 ATTEMPTS	1	1																.5
750.81A2	Domestic Violence, Aggravated	1 ATTEMPTS	1															1		27.0
750.81A3	Domestic Violence, Aggravated - 2nd Offense	2 ATTEMPTS	11		2	5	1	2	1											1.6
750.81C2	Assault/Battery of DHS Employee	2 ATTEMPTS	1		1															.8
750.81D1	Police Officer - Assault/Resist/Obstruct	2 ATTEMPTS	292	7	58	131	48	19	16	3	7		1	2						1.6
			1		1															1.0
750.81D2	Police Officer - Assault/Resist/Obstruct, Causing Injury	4 ATTEMPTS	42	2	4	12	10	5	6				2	1						2.0
750.81D3	Police Officer - Assault/Resist/Obstruct, Serious Impairment	15 ATTEMPTS	10				2		1		2			2	1	2				8.2
750.82	Felonious Assault	4 ATTEMPTS	452	6	74	111	143	43	43	3	14	2	7	3		1		1	1	2.0
			11	1	5	4	1													1.0
750.83	Assault w/Intent to Murder	LIFE ATTEMPTS	1,391			2	4	3	7	5	8	11	24	288	343	214	159	192	131	17.9
			8										2	2	3	1				16.1
750.84	Assault w/Intent to do Great Bodily Harm Less Than Murder	10 ATTEMPTS	1,177	4	35	22	118	65	161	66	126	30	165	307	52	9	7	1	9	5.0
			40		3	8	12	7	3	2	3		1	1						2.2
750.85	Torture	LIFE ATTEMPTS	28										1	5	10	8	1	3		17.3
750.86	Assault w/Intent to Maim	10 ATTEMPTS	9		1		1		1	1			2	3						4.6
750.87	Assault w/Intent to Commit Felony	10 ATTEMPTS	5								1			2	2					9.7
			1					1												2.5
750.88	Assault w/Intent to Rob While Unarmed	15 ATTEMPTS	113		6	9	15	6	13	3	11	3	15	18	11	1		2		5.5
			3		1			1					1							2.8
750.89	Assault w/Intent to Rob While Armed	LIFE ATTEMPTS	679		1		11	19	25	31	16	32	38	229	139	60	24	27	27	10.5
			5			1								1	2			1		13.0

NOTE: Be sure to check for related offense codes when examining a particular type of crime. They may or may not be in sequential order or even on the same page.

C1c 2010 Total Prisoner Population by Minimum Term Distribution - Assaultive Offenses

C - 61

			TOTAL	.5	1	1.5	2	2.5	3	3.5	4	4.5	5	10	15	20	25	>25	LIFE	AVG	
GRAND TOTALS			30,674	56	623	1,040	1,628	812	1,377	567	1,056	625	1,724	6,462	3,634	2,390	1,737	2,055	4,888	11.4	
			30,249	47	568	972	1,518	784	1,352	547	1,051	622	1,719	6,438	3,619	2,376	1,727	2,047	4,862	11.5	
			425	9	55	68	110	28	25	20	5	3	5	24	15	14	10	8	26	4.6	
Compiled Laws	Offense	Max. Penalty																			
750.90A	Assault - Pregnant Individual, Miscarriage/Stillbirth w/Intent	LIFE ATTEMPTS	2											1		1					13.0
750.90BA	Assault - Pregnant Individual, Miscarriage/Stillbirth	15 ATTEMPTS	1			1															2.0
750.90BB	Assault - Pregnant Individual, Harm to Embryo/Fetus	10 ATTEMPTS	1						1												3.3
750.90DA	Pregnant Individ. - Oper. Under Infl., Miscarriage/Stillbirth	15 ATTEMPTS	2							1			1								4.3
750.91	Homicide - Attempted Murder	LIFE ATTEMPTS	20 1											5	6 1	2	2	1	4		14.9 10.5
752.541	Riot	10 ATTEMPTS	1			1															1.6
752.542A	Prisons - Riots	10 ATTEMPTS	9							1	1	1	2	3	1						6.5
752.861	Weapons - Firearms, Careless Use Cause Injury/Death	2 ATTEMPTS	1			1															1.2

NOTES: Be sure to check for related offense codes when examining a particular type of crime. They may or may not be in sequential order or even on the same page.

Largest minimum term is reported for prisoners with multiple offenses.

When minimum terms exceed maximum penalties, that may be due to anomalies in criminal justice practices, habitualized offenses, database errors, etc.

Each minimum term category is rounded up from the preceding category (for example, the ten-year category includes all minimums longer than five years up to exactly ten years).

Minimum term averages are based on the raw data figures within the categories above (with life sentences excluded from the calculations).

SOURCE: Corrections Management Information System (CMIS)

C - 62

GRAND TOTALS			TOTAL	.5	1	1.5	2	2.5	3	3.5	4	4.5	5	10	15	20	25	>25	LIFE	AVG
			1,869	17	120	182	298	87	113	42	90	46	96	278	115	88	58	40	180	6.4
			1,824	16	115	174	292	84	113	41	90	46	96	278	115	87	58	40	179	6.5
			26	1	5	8	6	3		1						1			1	2.3
257.254	Motor Vehicle Code - Intent to Pass False Title	10 ATTEMPTS	1		1															1.0
257.602A2	Police Officer - Flee - 4th Degree (Vehicle Code)	2 ATTEMPTS	1		1															1.0
257.602A3-A	Police Officer - Flee - 3rd Degree (Vehicle Code)	5 ATTEMPTS	5		2	1	1					1								1.9
257.602A4-A	Police Officer - Flee - 2nd Degree (Vehicle Code)	10 ATTEMPTS	2		1									1						4.0
257.617	Fail to Stop at Accident - Serious Impairment/Death	5 ATTEMPTS	3				1	1		1										2.5
257.6173	Fail to Stop at Accident - At Fault Death Result	15 ATTEMPTS	1					1												2.5
257.6254	Operating Vehicle Intoxicated, Causing Death	15 ATTEMPTS	39			1	2	3	4	2	8	3	3	13						4.7
257.6255-A	Operating Vehicle Intoxicated, Causing Serious Injury	5 ATTEMPTS	5			2	2			1										1.9
257.6256D	Operating Vehicle Intoxicated, Contr. Sub. - 3rd Offense	5 ATTEMPTS	42	2	7	12	15	4	1		1									1.6
257.6257A2	Operating Vehicle Intoxicated, w/ Occupant <16 - 2nd+ Offense	5 ATTEMPTS	2			1			1											2.2
257.9044	Operate - License Susp./Rev./Denied, Causing Death	15 ATTEMPTS	2					1		1										3.0
257.9045	Operate - License Susp./Rev./Denied, Causing Serious Injury	5 ATTEMPTS	5			2	2				1									2.0
287.3231	Dangerous Animal, Causing Death	15 ATTEMPTS	1								1									3.6
333.5210	AIDS - Sexual Penetration w/ Uninformed Partner	4 ATTEMPTS	2		1	1														1.2
333.74012A1	Contr. Sub. - Del/Mfg 1,000+ Grams (Narc. or Cocaine)	LIFE ATTEMPTS	6											3	1	2				12.6
333.74012A2	Contr. Sub. - Del/Mfg 450 - 999 Grams (Narc. or Cocaine)	30 ATTEMPTS	5								1			2	1	1				11.1
333.74012A3	Contr. Sub. - Del/Mfg 50 - 449 Grams (Narc. or Cocaine)	20 ATTEMPTS	21			2	2		1			3	3	10						5.4
333.74012A4	Contr. Sub. - Del/Mfg Under 50 Grams (Narc. or Cocaine)	20 ATTEMPTS	44		5	4	16	1	6	4	4		4							2.5
333.74012B-A	Contr. Sub. - Del/Mfg (Sched. 1-3), Except Marijuana	7 ATTEMPTS	2		2															1.0
			3				1			1			1							3.2

NOTE: Be sure to check for related offense codes when examining a particular type of crime. They may or may not be in sequential order or even on the same page.

C - 63

			TOTAL	.5	1	1.5	2	2.5	3	3.5	4	4.5	5	10	15	20	25	>25	LIFE	AVG
GRAND TOTALS			1,869 ¹	17	120	182	298	87	113	42	90	46	96	278	115	88	58	40	180	6.4
			1,824	16	115	174	292	84	113	41	90	46	96	278	115	87	58	40	179	6.5
			26	1	5	8	6	3		1						1			1	2.3
333.74012B1	Contr. Sub. - Del/Mfg Meth/Ecstasy	20 ATTEMPTS	14			1		1	3	1		4	1	3						4.0
333.74012D3	Contr. Sub. - Del/Mfg Marijuana	4 ATTEMPTS	3			3														1.3
333.7401C2A	Contr. Sub. - Operate/Maintain Lab	10 ATTEMPTS	2			1	1													1.7
333.7401C2B	Contr. Sub. - Operate/Maintain Lab Near Minor	20 ATTEMPTS	7			1			1	2	1		1	1						4.3
333.7401C2C	Contr. Sub. - Operate/Maintain Lab Involving Hazardous Waste	20 ATTEMPTS	5						1	1	1		1	1						4.3
333.7401C2D	Contr. Sub. - Operate/Maintain Lab Near Specified Places	20 ATTEMPTS	1				1													2.0
333.7401C2E	Contr. Sub. - Operate/Maintain Lab Involving Firearm	25 ATTEMPTS	1						1											3.0
333.7401C2F	Contr. Sub. - Operate/Maintain Lab Involving Meth	20 ATTEMPTS	29				8	4	8	1	1	2		5						3.4
333.74022A	Contr. Sub. - Create/Del./Intent Counterfeit (Narcotic)	10 ATTEMPTS	1		1															1.0
333.74022E	Contr. Sub. - Create/Deliver Analogue	15 ATTEMPTS	2			1	1													1.7
333.74032A1	Contr. Sub. - Possess 1,000+ Grams (Narcotic)	LIFE ATTEMPTS	1							1										3.5
333.74032A2	Contr. Sub. - Possess 450 - 999 Grams (Narcotic)	30 ATTEMPTS	1										1							5.0
333.74032A3	Contr. Sub. - Possess 50 - 449 Grams (Narcotic)	20 ATTEMPTS	3						1				1	1						5.1
333.74032A5	Contr. Sub. - Possess <25 Grams (Narcotic)	4 ATTEMPTS	31	4	7	9	6	3	1					1						1.6
333.74032B-A	Contr. Sub. - Possess Analogues/Sched. 1-4	2 ATTEMPTS	1		1															1.0
333.74032B1	Contr. Sub. - Possess Methamphetamine	10 ATTEMPTS	8		1	3	1		1	1				1						2.6
333.74071C	Contr. Sub. - Obtain by Fraud	4 ATTEMPTS	4	1			1	1	1											1.9
333.7407A1-A	Contr. Sub. - Attempt Felony	LIFE ATTEMPTS	3		2		1													1.3
333.74101-A	Contr. Sub. - Deliver to Minor <50 Grams (Narcotic/Cocaine)	40 ATTEMPTS	1												1					15.0

NOTE: Be sure to check for related offense codes when examining a particular type of crime. They may or may not be in sequential order or even on the same page.

C - 64

GRAND TOTALS			TOTAL	.5	1	1.5	2	2.5	3	3.5	4	4.5	5	10	15	20	25	>25	LIFE	AVG
			1,869	17	120	182	298	87	113	42	90	46	96	278	115	88	58	40	180	6.4
			1,824	16	115	174	292	84	113	41	90	46	96	278	115	87	58	40	179	6.5
			26	1	5	8	6	3		1						1			1	2.3
333.74102-A	Contr. Sub. - Deliver <50 Grams, School Prop. (Narc/Cocaine)	60 ATTEMPTS	3				3													2.0
333.74103	Contr. Sub. - Intent Deliver <50 Grams, School Prop (Narc.)	40 ATTEMPTS	1				1													2.0
400.601-B	Fraud - Welfare, Over \$500	4 ATTEMPTS	1				1													1.8
445.65	Identity Theft	5 ATTEMPTS	17		2	5	6	3	1											1.7
445.67	Identity Theft - Obtain/Possess/Transfer ID w/Intent	5 ATTEMPTS	1					1												2.4
500.45111	Insurance - Fraudulent Acts	4 ATTEMPTS	1				1													1.9
722.6335B	Child Abuse - Intentional False Report Felony	VAR ATTEMPTS	1				1													1.9
750.110	Breaking & Entering - Bldg. w/Intent	15 ATTEMPTS	13			5	4	2					2							2.2
750.110A2	Home Invasion - 1st Degree	20 ATTEMPTS	55				3	2	8		2	2	5	28	3	1	1			6.5
750.110A3	Home Invasion - 2nd Degree	15 ATTEMPTS	2			1		1												1.9
750.110A4	Home Invasion - 3rd Degree	5 ATTEMPTS	59	2	5	3	14	9	6	2	8	1	4	5						2.8
750.1227A	Witness - Bribe/Intimidate/Interfere	4 ATTEMPTS	1				2				1									2.0
750.1227B	Witness - Bribe/Intimidate/Interfere	10 ATTEMPTS	5			2	2													2.1
750.131A1	Check - No Account	2 ATTEMPTS	1						1											2.8
750.136B2	Child Abuse - 1st Degree	15 ATTEMPTS	2								1		1							4.4
750.136B3	Child Abuse - 2nd Degree	4 ATTEMPTS	4			2	2													1.6
750.145A-A	Children - Accost for Immoral Purposes	4 ATTEMPTS	23				1	1	2		3	1	4	11						5.7
750.145C2	Child Sexually Abusive Activity	20 ATTEMPTS	1				1													1.9
750.145D2F	Computer/Internet - Plan Crime w/ Other, Max 15+ yrs	20 ATTEMPTS	6		1	3	1		1											1.5
			1		1															1.0
			2			1					1									2.7
			3											3						7.1
			2				1							1						5.6

NOTE: Be sure to check for related offense codes when examining a particular type of crime. They may or may not be in sequential order or even on the same page.

C - 65

GRAND TOTALS			TOTAL	.5	1	1.5	2	2.5	3	3.5	4	4.5	5	10	15	20	25	>25	LIFE	AVG
			1,869	17	120	182	298	87	113	42	90	46	96	278	115	88	58	40	180	6.4
			1,824	16	115	174	292	84	113	41	90	46	96	278	115	87	58	40	179	6.5
			26	1	5	8	6	3		1						1			1	2.3
750.157A	Compounding Offenses	5 ATTEMPTS	2																2	
750.157B2	Homicide - Solicitation of Murder	LIFE ATTEMPTS	8					1					2	3		1		1		11.1
750.157N1	Financial Transaction Device - Steal/Retain w/o Consent	4 ATTEMPTS	17	2	4	3	5	1	2											1.5
750.157Q	Financial Transaction Device - Illegal Sale/Use	4 ATTEMPTS	1	1																.3
750.157Q	Financial Transaction Device - Illegal Sale/Use	4 ATTEMPTS	2		1	1														1.2
750.157V	Financial Transaction Device - False ID	4 ATTEMPTS	1				1													1.7
750.157W1C1	Financial Trans. Device - Fraud Withdraw/Transfer, \$1K - <\$20K	5 ATTEMPTS	1		1															1.0
750.159I1	Criminal Enterprise - Conduct	20 ATTEMPTS	9				1	1	1	1	1	1	1	2						3.8
750.159I3	Criminal Enterprise - Racketeering Proceeds	20 ATTEMPTS	1						1											3.3
750.159I4-A	Criminal Enterprise - Conspiracy	20 ATTEMPTS	1											1						10.0
750.160	Dead Bodies - Disinterment and Mutilation	10 ATTEMPTS	1										1							4.8
750.1744A	Embezzle - Agent or Trustee, \$1K - <\$20K	5 ATTEMPTS	3	1		1	1													1.2
750.1744B	Embezzle - Agent or Trustee, \$200 - <\$1K - 2nd+ Offense	5 ATTEMPTS	2				2													1.9
750.1745A	Embezzle - Agent or Trustee, \$20K - <\$50K	10 ATTEMPTS	8			1	3						3	1						3.5
750.1745B	Embezzle - Agent or Trustee, \$1K - <\$20K - 3rd+ Offense	10 ATTEMPTS	1											1						6.3
750.1746	Embezzle - \$50K - <\$100K	15 ATTEMPTS	7			1	2		3	1										2.5
750.1747	Embezzlement - \$100K or More	15 ATTEMPTS	15		2	2	3			2	2		2	2						3.3
750.174A4A	Embezzlement - From Vulnerable Adult, \$1K - <\$20K	5 ATTEMPTS	2				1							1						4.0
750.174A5A	Embezzlement - From Vulnerable Adult, \$20K or More	10 ATTEMPTS	1										1							4.8
750.1952	Escape - From Felony Jail Sentence	4 ATTEMPTS	1				1													2.0

NOTE: Be sure to check for related offense codes when examining a particular type of crime. They may or may not be in sequential order or even on the same page.

C - 66

GRAND TOTALS			TOTAL	.5	1	1.5	2	2.5	3	3.5	4	4.5	5	10	15	20	25	>25	LIFE	AVG	
			1,869	17	120	182	298	87	113	42	90	46	96	278	115	88	58	40	180	6.4	
			1,824	16	115	174	292	84	113	41	90	46	96	278	115	87	58	40	179	6.5	
			26	1	5	8	6	3		1						1			1	2.3	
750.197C-A	Assault of Prison Employee	4 ATTEMPTS	5			2	2	1													1.6
750.199A	Bond - Abscond or Forfeit	4 ATTEMPTS	2				2														1.9
750.200I1A	Harmful Devices - Unlawful Possession/Use	15 ATTEMPTS	1				1														1.6
750.213	Extortion	20 ATTEMPTS	1											1							10.0
750.2184A	False Pretenses - \$1K - <\$20K	5 ATTEMPTS	4			1	1		1		1										2.4
750.2185A	False Pretenses - \$20K or More	10 ATTEMPTS	5				2	1	1				1								2.8
750.224F	Weapons - Firearms, Possession by Felon	5 ATTEMPTS	4		1	1	2														1.4
750.226	Weapons - Dangerous Weapon, Carry w/Unlawful Intent	5 ATTEMPTS	2				1	1													2.2
750.227	Weapons - Carry Concealed	5 ATTEMPTS	5		1	3		1													1.5
750.227B-A	Weapons - Felony Firearm	2 ATTEMPTS	46				45												1		2.0
750.248	Forgery	14 ATTEMPTS	8			1	1		2		1		1	2							4.1
750.249	Utter & Publish	14 ATTEMPTS	61		11	12	23	7	1		4		1	2							2.1
			6			2	3	1													1.8
750.253	Utter & Publish - Counterfeit Bills/Notes	5 ATTEMPTS	1					1													2.5
750.261	Counterfeiting - Coins/Possess Less than 5	10 ATTEMPTS	1			1															1.5
750.316	Homicide	LIFE ATTEMPTS	48																	48	
			1																	1	
750.316-A	Homicide - Murder 1st Degree, Premeditated	LIFE ATTEMPTS	46																		46
750.316-B	Homicide - Felony Murder	LIFE ATTEMPTS	35																		35
750.316-C	Homicide - Open Murder, Statutory Short Form	LIFE ATTEMPTS	15														1	1		13	21.2
750.317	Homicide - Murder 2nd Degree	LIFE ATTEMPTS	237										2	25	50	60	45	33	22		19.9
			1													1					20.0

NOTE: Be sure to check for related offense codes when examining a particular type of crime. They may or may not be in sequential order or even on the same page.

C - 67

GRAND TOTALS			TOTAL	.5	1	1.5	2	2.5	3	3.5	4	4.5	5	10	15	20	25	>25	LIFE	AVG
			1,869	17	120	182	298	87	113	42	90	46	96	278	115	88	58	40	180	6.4
			1,824	16	115	174	292	84	113	41	90	46	96	278	115	87	58	40	179	6.5
			26	1	5	8	6	3		1						1			1	2.3
750.317A	Deliver Controlled Substance Cause Death	LIFE ATTEMPTS	5						3					2						4.7
750.321	Homicide - Manslaughter	15 ATTEMPTS	7				1			1			2	3						6.4
750.321-A	Homicide - Manslaughter, Statutory Short Form	15 ATTEMPTS	16						3			1	4	7	1					6.1
750.321-C	Homicide - Manslaughter, Involuntary	15 ATTEMPTS	22			1	1		2			2	5	11						5.6
750.321-E	Homicide - Manslaughter w/ Motor Vehicle	15 ATTEMPTS	5				1		1					3						5.6
750.324	Homicide - Negligent Homicide	2 ATTEMPTS	1			1														1.3
750.329	Homicide - Manslaughter, Death w/ Weapon, Aim w/o Malice	15 ATTEMPTS	1										1							5.0
750.338B	Gross Indecency Between Male & Female, Commit/Procure	5 ATTEMPTS	1								1									3.7
750.349	Kidnapping	LIFE ATTEMPTS	10										2		2	1		1	4	15.4
750.349B	Unlawful Imprisonment	15 ATTEMPTS	1						1											3.0
750.350	Kidnapping - Child Enticement	LIFE ATTEMPTS	1								1									3.8
750.3563A	Larceny - \$1K - <\$20K	5 ATTEMPTS	1		1															.9
750.356A1	Larceny - From Motor Vehicle	5 ATTEMPTS	1				1													1.7
750.356A3	Breaking & Entering - Vehicle Semi or House Trailer, w/ Damage	5 ATTEMPTS	2		1	1														1.0
750.356C	Retail Fraud - 1st Degree	5 ATTEMPTS	1			1														1.5
750.357	Larceny from Person	10 ATTEMPTS	65	1	13	14	18	7	5		6		1							1.9
750.357B	Weapons - Firearms - Larceny	5 ATTEMPTS	1			1														1.3
750.360	Larceny in Building	4 ATTEMPTS	24		1	7	6	3	1	2	1		1	2						2.4
750.3622A	Larceny by Conversion, \$20K or More	10 ATTEMPTS	2			1								1						5.5
			26		8	7	6	3	2											1.6
			1			1														1.3
			1										1							5.0

NOTE: Be sure to check for related offense codes when examining a particular type of crime. They may or may not be in sequential order or even on the same page.

C - 68

GRAND TOTALS			TOTAL	.5	1	1.5	2	2.5	3	3.5	4	4.5	5	10	15	20	25	>25	LIFE	AVG
			1,869	17	120	182	298	87	113	42	90	46	96	278	115	88	58	40	180	6.4
			1,824	16	115	174	292	84	113	41	90	46	96	278	115	87	58	40	179	6.5
			26	1	5	8	6	3		1						1			1	2.3
750.377A1B1	Malicious Destruction Pers. Prop., \$1K - <\$20K	5 ATTEMPTS	2		1	1														1.1
750.377B	Malicious Destruction Fire/Police Property	4 ATTEMPTS	6		1	3	1				1									1.6
750.3802A	Malicious Destruction of Bldg., \$20K or More	10 ATTEMPTS	1			1														1.5
750.3803A	Malicious Destruction of Bldg., \$1K - <\$20K	5 ATTEMPTS	1		1															.8
750.411A1B	False Report of Felony	4 ATTEMPTS	3				2		1											2.0
750.411I	Stalking - Aggravated	5 ATTEMPTS	4		1		2							1						2.7
750.411U	Gang Membership - Assoc/Member Commit/Attempt Felony	20 ATTEMPTS	1							1										3.3
750.413	Motor Vehicle - Unlawful Drive Away	5 ATTEMPTS	8	1	1	3	2	1												1.4
750.414	Motor Vehicle - Unlawful Use	2 ATTEMPTS	2		1	1														1.1
750.422-A	Perjury - Court Proceeding, Capital Crime	LIFE ATTEMPTS	1											1						6.5
750.422-B	Perjury - Court Proceeding	15 ATTEMPTS	2			1					1									2.7
750.4362A	Poisoning - Food/Drink/Medicine/Water	15 ATTEMPTS	2				1							1						5.0
750.451-D	Prostitution - 3rd+ Offense	2 ATTEMPTS	11	1	7	3														1.0
750.459	Prostitution - Transport Female (perhaps compel)	20 ATTEMPTS	2						1						1					6.9
750.479A3	Police Officer - Flee (Penal Code) 3rd Degree	5 ATTEMPTS	6			1	2		1					2						4.2
750.483A6B	Tamper w/ Evidence - Criminal Case Max >10 yr Term	10 ATTEMPTS	1			1														1.5
750.505-A	Obstruction of Justice	5 ATTEMPTS	2				1						1							3.3
750.520B	CSC - 1st Degree - Multiple Variables	LIFE ATTEMPTS	11									1		2	1	2	1	1	3	16.0
750.520B1A	CSC - 1st Degree - Person Under 13	LIFE ATTEMPTS	20											3	8	5	2	1	1	16.1
			1					1												2.4

NOTE: Be sure to check for related offense codes when examining a particular type of crime. They may or may not be in sequential order or even on the same page.

C - 69

GRAND TOTALS			TOTAL	.5	1	1.5	2	2.5	3	3.5	4	4.5	5	10	15	20	25	>25	LIFE	AVG
			1,869 ¹	17	120	182	298	87	113	42	90	46	96	278	115	88	58	40	180	6.4
			1,824	16	115	174	292	84	113	41	90	46	96	278	115	87	58	40	179	6.5
			26	1	5	8	6	3		1						1			1	2.3
750.520B1B	CSC - 1st Degree - Relationship	LIFE ATTEMPTS	6											4	2					9.4
750.520B1D	CSC - 1st Degree - Accomplices	LIFE ATTEMPTS	1												1					15.0
750.520B2B	CSC - 1st Degree - Person <13, Defendant 17+ yrs.	LIFE ATTEMPTS	1														1			25.0
750.520C	CSC - 2nd Degree - Multiple Variables	15 ATTEMPTS	1								1									4.0
750.520C1A	CSC - 2nd Degree - Person Under 13	15 ATTEMPTS	8				2	1	2		1			1		1				5.4
750.520C1B	CSC - 2nd Degree - Relationship	15 ATTEMPTS	2				2													2.0
750.520C1L	CSC - 2nd Degree - Detained Juvenile	15 ATTEMPTS	1				1													2.0
750.520C2B	CSC - 2nd Degree - Person <13, Defendant 17+ yrs.	15 ATTEMPTS	1											1						8.0
750.520D	CSC - 3rd Degree - Multiple Variables	15 ATTEMPTS	5		1				1		1			2						4.7
750.520D1A	CSC - 3rd Degree - Person 13-15	15 ATTEMPTS	10				3		1		1	2	1	1	1					4.4
750.520D1B	CSC - 3rd Degree - Force/Coercion	15 ATTEMPTS	2				1			1										2.6
750.520D1D	CSC - 3rd Degree - Incest	15 ATTEMPTS	1											1						6.5
750.520D1E	CSC - 3rd Degree - Incest	15 ATTEMPTS	3				1				1		1							3.6
750.520D1E	CSC - 3rd Degree - Student	15 ATTEMPTS	2					1			1									3.2
750.520G1	CSC - Assault w/Intent to Commit Sexual Penetration	10 ATTEMPTS	2									1		1						5.6
750.520G2	CSC - 2nd Degree Assault	5 ATTEMPTS	2		1		1													1.4
750.529	Robbery - Armed	LIFE ATTEMPTS	119		1		3	5	5	6	7	10	10	44	17	6	1	1	3	7.5
750.529A	Carjacking	LIFE ATTEMPTS	15				1		2	1	1		1	5	1	1	1	1		10.9
750.530	Robbery - Unarmed	15 ATTEMPTS	48			3	5	4	4	2	11	3	10	6						4.0
750.531	Bank Robbery/Safe Breaking	LIFE ATTEMPTS	1														1			25.0

NOTE: Be sure to check for related offense codes when examining a particular type of crime. They may or may not be in sequential order or even on the same page.

C - 70

GRAND TOTALS			TOTAL	.5	1	1.5	2	2.5	3	3.5	4	4.5	5	10	15	20	25	>25	LIFE	AVG	
			1,869	17	120	182	298	87	113	42	90	46	96	278	115	88	58	40	180	6.4	
			1,824	16	115	174	292	84	113	41	90	46	96	278	115	87	58	40	179	6.5	
			26	1	5	8	6	3		1						1			1	2.3	
750.531-A	Bank Robbery	LIFE ATTEMPTS	5				1	1						3							5.2
750.531-B	Safe Breaking	LIFE ATTEMPTS	1								1										4.0
750.5352A	Stolen Prop. - Receive & Conceal, \$20K or More	10 ATTEMPTS	1			1															1.5
750.5353A	Stolen Prop. - Receive & Conceal, \$1K - <\$20K	5 ATTEMPTS	2			2															1.4
750.5357	Stolen Prop. - Receive & Conceal, Motor Vehicle	5 ATTEMPTS	5		1	1	3														1.5
750.72	Arson - Dwelling House/ Curtilage	20 ATTEMPTS	1			1															1.5
750.72-A	Arson - Dwelling House	20 ATTEMPTS	13				4		2	1		4	1	1							3.7
750.72-B	Arson - Dwelling House/ Curtilage	20 ATTEMPTS	1								1										3.8
750.73	Arson - Real Property	10 ATTEMPTS	4		2		1					1									1.9
750.75	Arson - Insured Property	10 ATTEMPTS	1								1										4.0
750.814	Domestic Violence - 3rd Offense	2 ATTEMPTS	2		1	1															1.1
750.81D1	Police Officer - Assault/Resist/ Obstruct	2 ATTEMPTS	8		2	3		1	2												1.7
750.81D2	Police Officer - Assault/Resist/ Obstruct, Causing Injury	4 ATTEMPTS	6		1	2	1	1	1												1.8
750.82	Felonious Assault	4 ATTEMPTS	26	1	6	11	6		1		1										1.5
			2			2															1.2
750.83	Assault w/Intent to Murder	LIFE ATTEMPTS	39				2			1	1	1	1	15	9	4	4	1			11.5
750.84	Assault w/Intent to do Great Bodily Harm Less Than Murder	10 ATTEMPTS	33		3	1	5	1	7	1	4	1	4	5	1						3.7
			1		1																1.0
750.85	Torture	LIFE ATTEMPTS	7										1	1	4	1					12.6
750.86	Assault w/Intent to Maim	10 ATTEMPTS	1											1							6.0
750.88	Assault w/Intent to Rob While Unarmed	15 ATTEMPTS	6				1				1		1	2	1						6.3

NOTE: Be sure to check for related offense codes when examining a particular type of crime. They may or may not be in sequential order or even on the same page.

C - 71

GRAND TOTALS			TOTAL	.5	1	1.5	2	2.5	3	3.5	4	4.5	5	10	15	20	25	>25	LIFE	AVG
			1,869 ¹	17	120	182	298	87	113	42	90	46	96	278	115	88	58	40	180	6.4
			1,824	16	115	174	292	84	113	41	90	46	96	278	115	87	58	40	179	6.5
			26	1	5	8	6	3		1						1			1	2.3
750.89	Assault w/Intent to Rob While Armed	LIFE ATTEMPTS	24					1	3	1		1		10	8					8.6
750.90A	Assault - Pregnant Individual, Miscarriage/Stillbirth w/Intent	LIFE ATTEMPTS	1											1						6.0
750.91	Homicide - Attempted Murder	LIFE ATTEMPTS	4											2	1				1	9.0
752.7973C	Computers - Use to Commit Crime Max 2 yrs - <4 yrs	4 ATTEMPTS	1			1														1.1
752.7973D	Computers - Use to Commit Crime Max 4 yrs - <10 yrs	7 ATTEMPTS	2			1	1													1.5
752.7973F	Computers - Use to Commit Crime Max 20 yrs or More	20 ATTEMPTS	1											1						6.0
800.2811	Prisons - Furnish Contraband to Prisoner in Prison	5 ATTEMPTS	1		1															1.0
801.2631	Jails - Furnish Contraband to Prisoner	5 ATTEMPTS	1			1														1.3
801.2632	Jails - Prisoner Possessing Contraband	5 ATTEMPTS	2			1		1												1.8

NOTES: Be sure to check for related offense codes when examining a particular type of crime. They may or may not be in sequential order or even on the same page.

¹ Sentences with Insufficient Information = 19

Largest minimum term is reported for prisoners with multiple offenses.

When minimum terms exceed maximum penalties, that may be due to anomalies in criminal justice practices, habitualized offenses, database errors, etc.

Each minimum term category is rounded up from the preceding category (for example, the ten-year category includes all minimums longer than five years up to exactly ten years).

Minimum term averages are based on the raw data figures within the categories above (with life sentences excluded from the calculations).

SOURCE: Corrections Management Information System (CMIS)

INSTITUTION	< 20	20-24	25-29	30-34	35-39	40-44	45-49	50-54	55-59	60-64	65-69	70-74	75-79	80+	MED AGE	AVG AGE	COUNT
Alger Corr. Fac. (LMF)	10 1.2%	170 20.1%	176 20.8%	168 19.9%	118 14.0%	76 9.0%	62 7.3%	35 4.1%	15 1.8%	14 1.7%	1 .1%	0 0.0%	0 0.0%	0 0.0%	31	33	845
Baraga Max. Corr. Fac. (AMF)	12 1.4%	131 15.3%	174 20.4%	151 17.7%	135 15.8%	84 9.8%	74 8.7%	52 6.1%	27 3.2%	11 1.3%	2 .2%	1 .1%	0 0.0%	0 0.0%	33	35	854
Bellamy Creek Corr. Fac. (IBC)	67 3.7%	380 20.9%	295 16.2%	306 16.8%	229 12.6%	185 10.2%	165 9.1%	104 5.7%	45 2.5%	25 1.4%	13 .7%	1 .1%	2 .1%	0 0.0%	32	34	1,817
Brooks, Earnest C. Corr. Fac. (LRF)	38 3.4%	148 13.3%	162 14.6%	150 13.5%	143 12.9%	145 13.1%	118 10.6%	71 6.4%	74 6.7%	40 3.6%	13 1.2%	6 .5%	1 .1%	2 .2%	37	38	1,111
Carson City Corr. Fac. (DRF)	26 1.1%	257 11.1%	325 14.1%	329 14.2%	299 12.9%	330 14.3%	275 11.9%	219 9.5%	147 6.4%	61 2.6%	25 1.1%	11 .5%	6 .3%	1 .0%	38	39	2,311
Central Michigan Corr. Fac. (STF)	33 1.3%	282 11.4%	402 16.3%	387 15.7%	374 15.2%	338 13.7%	282 11.4%	198 8.0%	90 3.7%	54 2.2%	17 .7%	7 .3%	0 0.0%	1 .0%	36	37	2,465
Chippewa Corr. Fac. (URF)	28 1.3%	246 11.6%	308 14.5%	331 15.6%	329 15.5%	305 14.4%	231 10.9%	174 8.2%	97 4.6%	43 2.0%	17 .8%	7 .3%	1 .0%	0 0.0%	37	38	2,117
Cooper Street Corr. Fac. (JCS)	23 1.3%	199 11.5%	258 14.9%	290 16.7%	219 12.6%	262 15.1%	208 12.0%	145 8.4%	70 4.0%	36 2.1%	12 .7%	7 .4%	6 .3%	0 0.0%	37	38	1,735
Cotton, G. Robert Corr. Fac. (JCF)	34 1.9%	219 12.5%	196 11.2%	228 13.1%	216 12.4%	220 12.6%	209 12.0%	168 9.6%	104 6.0%	70 4.0%	42 2.4%	24 1.4%	12 .7%	4 .2%	39	40	1,746
Crane, Florence Corr. Fac. (ACF)	9 .9%	98 9.3%	126 12.0%	137 13.0%	141 13.4%	165 15.7%	144 13.7%	103 9.8%	64 6.1%	36 3.4%	16 1.5%	11 1.0%	2 .2%	0 0.0%	40	40	1,052
Egeler, C.E. Reception & Guidance (RGC)	71 4.9%	204 14.0%	239 16.4%	239 16.4%	173 11.9%	154 10.6%	151 10.4%	85 5.8%	51 3.5%	30 2.1%	22 1.5%	18 1.2%	9 .6%	7 .5%	34	36	1,453
Handlon, Richard A. Corr. Fac. (MTU)	75 6.1%	265 21.4%	235 19.0%	139 11.2%	95 7.7%	113 9.1%	123 10.0%	86 7.0%	55 4.4%	37 3.0%	9 .7%	3 .2%	1 .1%	0 0.0%	31	35	1,236
Harrison, Gus Corr. Fac. (ARF)	25 1.1%	201 9.1%	269 12.2%	319 14.4%	309 14.0%	313 14.2%	295 13.4%	227 10.3%	118 5.3%	71 3.2%	36 1.6%	22 1.0%	3 .1%	1 .0%	39	40	2,209
Intensive Reentry Prog. - Female (IRF)	0 0.0%	0 0.0%	3 100.0%	0 0.0%	0 0.0%	0 0.0%	0 0.0%	0 0.0%	0 0.0%	0 0.0%	0 0.0%	0 0.0%	0 0.0%	0 0.0%	27	28	3
Intensive Reentry Prog. - Male (IRM)	8 4.6%	60 34.7%	47 27.2%	26 15.0%	13 7.5%	11 6.4%	5 2.9%	3 1.7%	0 0.0%	0 0.0%	0 0.0%	0 0.0%	0 0.0%	0 0.0%	26	28	173
Ionia Max Corr. Fac. (ICF)	14 2.1%	94 13.9%	108 16.0%	105 15.5%	82 12.1%	80 11.8%	69 10.2%	53 7.8%	43 6.4%	15 2.2%	10 1.5%	3 .4%	0 0.0%	0 0.0%	36	37	676
Kinross Corr. Fac. (KCF)	22 1.2%	139 7.4%	242 12.9%	286 15.3%	247 13.2%	290 15.5%	250 13.4%	193 10.3%	98 5.2%	62 3.3%	28 1.5%	8 .4%	4 .2%	1 .1%	39	40	1,870
Lakeland Corr. Fac. (LCF)	15 1.1%	75 5.3%	132 9.3%	159 11.2%	188 13.3%	190 13.4%	181 12.8%	166 11.7%	122 8.6%	81 5.7%	56 4.0%	25 1.8%	11 .8%	15 1.1%	43	44	1,416
Macomb Corr. Fac. (MRF)	25 2.0%	128 10.1%	187 14.8%	194 15.4%	155 12.3%	188 14.9%	154 12.2%	114 9.0%	57 4.5%	39 3.1%	14 1.1%	6 .5%	1 .1%	0 0.0%	38	38	1,262
Marquette Branch Prison (MBP)	21 1.8%	186 16.1%	177 15.3%	188 16.3%	156 13.5%	132 11.4%	123 10.6%	77 6.7%	55 4.8%	26 2.3%	9 .8%	4 .3%	1 .1%	0 0.0%	35	36	1,155
Michigan Reformatory (RMI)	44 3.4%	238 18.6%	187 14.6%	179 14.0%	155 12.1%	146 11.4%	132 10.3%	95 7.4%	52 4.1%	31 2.4%	13 1.0%	7 .5%	1 .1%	1 .1%	34	36	1,281
Mound Corr. Fac. (NRF)	25 2.5%	92 9.2%	117 11.7%	145 14.5%	148 14.8%	136 13.6%	118 11.8%	87 8.7%	70 7.0%	39 3.9%	16 1.6%	5 .5%	5 .5%	0 0.0%	39	40	1,003
Newberry Corr. Fac. (NCF)	18 1.7%	106 10.0%	150 14.1%	175 16.4%	179 16.8%	148 13.9%	105 9.9%	97 9.1%	57 5.4%	21 2.0%	4 .4%	4 .4%	1 .1%	0 0.0%	37	38	1,065

INSTITUTION	< 20	20-24	25-29	30-34	35-39	40-44	45-49	50-54	55-59	60-64	65-69	70-74	75-79	80+	MED AGE	AVG AGE	COUNT
Oaks Corr. Fac. (ECF)	21 1.9%	259 23.6%	253 23.0%	169 15.4%	114 10.4%	113 10.3%	76 6.9%	49 4.5%	25 2.3%	12 1.1%	2 .2%	4 .4%	1 .1%	0 0.0%	30	33	1,098
Ojibway Corr. Fac. (OCF)	25 2.3%	128 11.8%	187 17.3%	173 16.0%	158 14.6%	140 13.0%	106 9.8%	80 7.4%	43 4.0%	29 2.7%	6 .6%	4 .4%	2 .2%	0 0.0%	35	37	1,081
Parnall Corr. Fac. (SMT)	35 2.1%	172 10.3%	220 13.1%	246 14.7%	218 13.0%	255 15.2%	214 12.8%	154 9.2%	82 4.9%	41 2.4%	30 1.8%	8 .5%	3 .2%	0 0.0%	39	39	1,678
Pugsley Corr. Fac. (MPF)	14 1.1%	136 11.0%	193 15.6%	203 16.4%	152 12.3%	170 13.7%	151 12.2%	115 9.3%	49 4.0%	35 2.8%	16 1.3%	4 .3%	1 .1%	1 .1%	37	38	1,240
Ryan Corr. Fac. (RRF)	12 1.2%	106 10.2%	127 12.2%	140 13.4%	133 12.8%	161 15.5%	108 10.4%	93 8.9%	91 8.7%	41 3.9%	20 1.9%	7 .7%	1 .1%	1 .1%	40	40	1,041
Saginaw Corr. Fac. (SRF)	43 2.9%	242 16.5%	254 17.3%	239 16.3%	191 13.0%	153 10.4%	143 9.7%	85 5.8%	54 3.7%	38 2.6%	22 1.5%	4 .3%	0 0.0%	0 0.0%	33	36	1,468
Special Alt. Incar. Fac. - Female (ZLW)	1 3.1%	7 21.9%	6 18.8%	9 28.1%	4 12.5%	1 3.1%	2 6.3%	2 6.3%	0 0.0%	0 0.0%	0 0.0%	0 0.0%	0 0.0%	0 0.0%	30	32	32
Special Alt. Incar. Fac. - Male (ZLI)	25 18.7%	47 35.1%	22 16.4%	11 8.2%	11 8.2%	7 5.2%	8 6.0%	2 1.5%	0 0.0%	0 0.0%	1 .7%	0 0.0%	0 0.0%	0 0.0%	24	27	134
St. Louis Corr. Fac. (SLF)	45 3.9%	283 24.6%	253 22.0%	178 15.5%	104 9.1%	95 8.3%	79 6.9%	61 5.3%	23 2.0%	17 1.5%	7 .6%	2 .2%	1 .1%	1 .1%	29	32	1,149
Thumb Corr. Fac. (TCF)	178 18.6%	98 10.2%	75 7.8%	87 9.1%	98 10.2%	100 10.4%	98 10.2%	80 8.4%	81 8.5%	38 4.0%	17 1.8%	5 .5%	2 .2%	1 .1%	37	37	958
West Shoreline Corr. Fac. (MTF)	14 1.2%	118 9.9%	174 14.6%	168 14.1%	182 15.2%	158 13.2%	142 11.9%	110 9.2%	59 4.9%	36 3.0%	19 1.6%	13 1.1%	2 .2%	0 0.0%	38	39	1,195
Women's Huron Valley Corr. Fac. (WHV)	30 1.6%	164 9.0%	255 14.0%	310 17.0%	295 16.2%	277 15.2%	233 12.8%	139 7.6%	71 3.9%	29 1.6%	14 .8%	7 .4%	0 0.0%	1 .1%	37	38	1,825
Woodland Center Corr. Fac. (WCC)	1 .9%	12 11.0%	20 18.3%	15 13.8%	13 11.9%	12 11.0%	12 11.0%	11 10.1%	6 5.5%	3 2.8%	2 1.8%	2 1.8%	0 0.0%	0 0.0%	37	39	109
Total	1,087 2.5%	5,690 13.0%	6,554 14.9%	6,579 15.0%	5,776 13.2%	5,653 12.9%	4,846 11.0%	3,533 8.1%	2,095 4.8%	1,161 2.6%	531 1.2%	240 .5%	80 .2%	38 .1%	36	38	44,113 ¹

SOURCE: Corrections Management Information System (CMIS) (Revised: 02/21/2012)

¹ 'Count' Total includes 250 cases with insufficient information to include in the counts and calculations above and to the left.

INSTITUTION	< 20	20-24	25-29	30-34	35-39	40-44	45-49	50-54	55-59	60-64	65-69	70-74	75-79	80+	MED AGE	AVG AGE	COUNT
Alger Corr. Fac. (LMF)	1 0.4%	38 16.8%	54 23.9%	43 19.0%	31 13.7%	20 8.8%	17 7.5%	8 3.5%	5 2.2%	9 4.0%	0 .0%	0 0.0%	0 0.0%	0 0.0%	34	32	226
Baraga Max. Corr. Fac. (AMF)	2 0.8%	37 14.6%	52 20.6%	41 16.2%	37 14.6%	24 9.5%	26 10.3%	18 7.1%	8 3.2%	6 2.4%	1 .4%	1 .4%	0 0.0%	0 0.0%	36	34	253
Bellamy Creek Corr. Fac. (IBC)	16 2.0%	140 17.2%	141 17.3%	148 18.2%	99 12.1%	96 11.8%	75 9.2%	53 6.5%	22 2.7%	14 1.7%	9 1.1%	1 .1%	1 .1%	0 0.0%	35	33	815
Brooks, Earnest C. Corr. Fac. (LRF)	7 1.5%	54 11.5%	69 14.7%	55 11.7%	50 10.7%	74 15.8%	59 12.6%	34 7.2%	31 6.6%	23 4.9%	8 1.7%	3 .6%	1 .2%	1 .2%	39	39	469
Carson City Corr. Fac. (DRF)	9 0.8%	95 8.7%	150 13.7%	149 13.6%	128 11.7%	157 14.3%	145 13.2%	129 11.8%	68 6.2%	36 3.3%	15 1.4%	9 .8%	6 .5%	1 .1%	40	40	1,097
Central Michigan Corr. Fac. (STF)	13 1.1%	111 9.7%	175 15.4%	160 14.0%	151 13.3%	167 14.7%	145 12.7%	104 9.1%	52 4.6%	41 3.6%	12 1.1%	7 .6%	0 0.0%	1 .1%	39	38	1,139
Chippewa Corr. Fac. (URF)	6 0.8%	87 11.5%	104 13.7%	108 14.2%	99 13.0%	109 14.4%	96 12.6%	72 9.5%	41 5.4%	19 2.5%	10 1.3%	7 .9%	1 .1%	0 0.0%	39	38	759
Cooper Street Corr. Fac. (JCS)	8 0.9%	81 9.5%	139 16.3%	135 15.8%	99 11.6%	121 14.2%	114 13.3%	79 9.3%	38 4.4%	20 2.3%	8 .9%	7 .8%	5 .6%	0 0.0%	39	38	854
Cotton, G. Robert Corr. Fac. (JCF)	9 1.1%	88 10.7%	98 11.9%	107 13.0%	91 11.1%	97 11.8%	113 13.7%	90 10.9%	41 5.0%	39 4.7%	24 2.9%	16 1.9%	8 1.0%	2 .2%	41	40	823
Crane, Florence Corr. Fac. (ACF)	1 .2%	58 8.9%	90 13.8%	85 13.1%	78 12.0%	102 15.7%	92 14.2%	62 9.5%	37 5.7%	24 3.7%	11 1.7%	8 1.2%	2 .3%	0 0.0%	40	40	650
Egeler, C.E. Reception & Guidance (RGC)	24 3.2%	90 12.2%	136 18.4%	117 15.8%	90 12.2%	69 9.3%	84 11.4%	45 6.1%	25 3.4%	16 2.2%	17 2.3%	14 1.9%	9 1.2%	4 .5%	38	35	740
Handlon, Richard A. Corr. Fac. (MTU)	30 5.4%	121 21.6%	100 17.9%	55 9.8%	41 7.3%	54 9.7%	63 11.3%	42 7.5%	29 5.2%	18 3.2%	4 .7%	2 .4%	0 .0%	0 0.0%	35	32	559
Harrison, Gus Corr. Fac. (ARF)	11 0.9%	92 7.8%	161 13.7%	157 13.4%	156 13.3%	149 12.7%	168 14.3%	130 11.1%	61 5.2%	43 3.7%	28 2.4%	14 1.2%	3 .3%	0 .0%	41	40	1,173
Intensive Reentry Prog. - Female (IRF)	0 0.0%	0 0.0%	1 100.0%	0 0.0%	0 0.0%	0 0.0%	0 0.0%	0 0.0%	0 0.0%	0 0.0%	0 0.0%	0 0.0%	0 0.0%	0 0.0%	27	27	1
Intensive Reentry Prog. - Male (IRM)	3 4.2%	25 34.7%	21 29.2%	9 12.5%	6 8.3%	5 6.9%	2 2.8%	1 1.4%	0 0.0%	0 0.0%	0 0.0%	0 0.0%	0 0.0%	0 0.0%	28	26	72
Ionia Max Corr. Fac. (ICF)	6 2.7%	19 8.5%	45 20.2%	25 11.2%	23 10.3%	26 11.7%	30 13.5%	29 13.0%	12 5.4%	4 1.8%	3 1.3%	1 .4%	0 0.0%	0 0.0%	38	37	223
Kinross Corr. Fac. (KCF)	7 0.8%	55 6.6%	109 13.1%	126 15.1%	102 12.2%	110 13.2%	113 13.6%	91 10.9%	52 6.2%	39 4.7%	19 2.3%	6 .7%	3 .4%	1 .1%	41	40	833
Lakeland Corr. Fac. (LCF)	2 0.3%	34 5.1%	69 10.3%	82 12.2%	85 12.6%	84 12.5%	76 11.3%	79 11.8%	46 6.8%	36 5.4%	36 5.4%	22 3.3%	8 1.2%	13 1.9%	45	43	672
Macomb Corr. Fac. (MRF)	3 0.5%	56 10.2%	84 15.4%	81 14.8%	69 12.6%	90 16.5%	64 11.7%	50 9.1%	22 4.0%	17 3.1%	6 1.1%	4 .7%	1 .2%	0 0.0%	39	38	547
Marquette Branch Prison (MBP)	9 1.9%	59 12.3%	77 16.0%	73 15.2%	57 11.9%	59 12.3%	57 11.9%	44 9.2%	27 5.6%	11 2.3%	4 .8%	2 .4%	1 .2%	0 0.0%	38	36	480
Michigan Reformatory (RMI)	9 2.1%	66 15.1%	66 15.1%	59 13.5%	50 11.5%	59 13.5%	50 11.5%	35 8.0%	13 3.0%	16 3.7%	7 1.6%	5 1.1%	1 .2%	0 .0%	38	37	436
Mound Corr. Fac. (NRF)	3 1.1%	35 12.3%	37 13.0%	39 13.7%	36 12.7%	24 8.5%	35 12.3%	25 8.8%	23 8.1%	17 6.0%	6 2.1%	1 .4%	3 1.1%	0 0.0%	40	39	284
Newberry Corr. Fac. (NCF)	5 1.6%	24 7.8%	45 14.7%	42 13.7%	44 14.3%	46 15.0%	32 10.4%	30 9.8%	23 7.5%	8 2.6%	3 1.0%	4 1.3%	1 .3%	0 0.0%	40	39	307

C3a 2010 Age Breakdown of White Prisoner Population by Location

INSTITUTION	< 20	20-24	25-29	30-34	35-39	40-44	45-49	50-54	55-59	60-64	65-69	70-74	75-79	80+	MED AGE	AVG AGE	COUNT
Oaks Corr. Fac. (ECF)	0 0.0%	72 17.4%	101 24.4%	71 17.1%	40 9.7%	49 11.8%	30 7.2%	26 6.3%	11 2.7%	9 2.2%	2 .5%	2 .5%	1 .2%	0 0.0%	35	32	414
Ojibway Corr. Fac. (OCF)	7 1.4%	46 9.5%	75 15.5%	71 14.7%	63 13.0%	64 13.2%	54 11.2%	42 8.7%	32 6.6%	21 4.3%	5 1.0%	2 .4%	2 .4%	0 0.0%	39	39	484
Parnall Corr. Fac. (SMT)	12 1.3%	89 9.5%	122 13.0%	126 13.5%	106 11.3%	149 15.9%	122 13.0%	91 9.7%	54 5.8%	30 3.2%	25 2.7%	7 .7%	2 .2%	0 0.0%	40	40	935
Pugsley Corr. Fac. (MPF)	7 1.0%	70 10.3%	101 14.9%	97 14.3%	79 11.6%	92 13.5%	88 13.0%	69 10.2%	32 4.7%	26 3.8%	12 1.8%	4 .6%	1 .1%	1 .1%	39	39	679
Ryan Corr. Fac. (RRF)	5 1.5%	32 9.9%	46 14.2%	54 16.7%	35 10.8%	41 12.7%	32 9.9%	25 7.7%	29 9.0%	13 4.0%	6 1.9%	4 1.2%	1 .3%	1 .3%	40	38	324
Saginaw Corr. Fac. (SRF)	7 1.1%	82 13.4%	115 18.9%	91 14.9%	75 12.3%	65 10.7%	67 11.0%	45 7.4%	26 4.3%	19 3.1%	14 2.3%	4 .7%	0 0.0%	0 0.0%	37	35	610
Special Alt. Incar. Fac. - Female (ZLW)	1 3.6%	6 21.4%	4 14.3%	9 32.1%	3 10.7%	1 3.6%	2 7.1%	2 7.1%	0 0.0%	0 0.0%	0 0.0%	0 0.0%	0 0.0%	0 0.0%	32	31	28
Special Alt. Incar. Fac. - Male (ZLI)	14 14.6%	33 34.4%	16 16.7%	7 7.3%	10 10.4%	7 7.3%	6 6.3%	2 2.1%	0 0.0%	0 0.0%	1 1.0%	0 0.0%	0 0.0%	0 0.0%	29	25	96
St. Louis Corr. Fac. (SLF)	2 0.6%	62 18.9%	70 21.3%	61 18.6%	25 7.6%	34 10.4%	22 6.7%	24 7.3%	9 2.7%	10 3.0%	5 1.5%	2 .6%	1 .3%	1 .3%	35	32	328
Thumb Corr. Fac. (TCF)	39 12.0%	27 8.3%	22 6.8%	25 7.7%	34 10.5%	40 12.3%	42 13.0%	36 11.1%	29 9.0%	17 5.2%	8 2.5%	4 1.2%	0 .0%	1 .3%	40	41	324
West Shoreline Corr. Fac. (MTF)	2 0.3%	65 10.2%	78 12.3%	75 11.8%	85 13.4%	90 14.2%	78 12.3%	69 10.9%	37 5.8%	28 4.4%	17 2.7%	10 1.6%	1 .2%	0 0.0%	41	40	635
Women's Huron Valley Corr. Fac. (WHV)	8 0.8%	87 9.0%	147 15.3%	177 18.4%	143 14.9%	130 13.5%	129 13.4%	74 7.7%	35 3.6%	16 1.7%	10 1.0%	5 .5%	0 0.0%	1 .1%	38	37	962
Woodland Center Corr. Fac. (WCC)	0 .0%	9 18.8%	11 22.9%	5 10.4%	6 12.5%	4 8.3%	4 8.3%	4 8.3%	1 2.1%	1 2.1%	2 4.2%	1 2.1%	0 0.0%	0 0.0%	37	34	48
Total	288 1.5%	2,145 11.1%	2,931 15.2%	2,765 14.3%	2,326 12.1%	2,508 13.0%	2,332 12.1%	1,759 9.1%	971 5.0%	646 3.4%	338 1.8%	179 .9%	63 .3%	28 .1%	38	39	19,279

SOURCE: Corrections Management Information System (CMIS) (Revised: 02/21/2012)

INSTITUTION	< 20	20-24	25-29	30-34	35-39	40-44	45-49	50-54	55-59	60-64	65-69	70-74	75-79	80+	MED AGE	AVG AGE	COUNT
Alger Corr. Fac. (LMF)	9 1.5%	132 21.3%	122 19.7%	125 20.2%	87 14.1%	56 9.0%	45 7.3%	27 4.4%	10 1.6%	5 0.8%	1 .2%	0 0.0%	0 0.0%	0 0.0%	31	33	619
Baraga Max. Corr. Fac. (AMF)	10 1.7%	94 15.6%	122 20.3%	110 18.3%	98 16.3%	60 10.0%	48 8.0%	34 5.7%	19 3.2%	5 0.8%	1 .2%	0 .0%	0 0.0%	0 0.0%	32	34	601
Bellamy Creek Corr. Fac. (IBC)	51 5.1%	240 24.0%	154 15.4%	158 15.8%	130 13.0%	89 8.9%	90 9.0%	51 5.1%	23 2.3%	11 1.1%	4 .4%	0 .0%	1 .1%	0 0.0%	31	33	1,002
Brooks, Earnest C. Corr. Fac. (LRF)	31 4.8%	94 14.6%	93 14.5%	95 14.8%	93 14.5%	71 11.1%	59 9.2%	37 5.8%	43 6.7%	17 2.6%	5 0.8%	3 .5%	0 .0%	1 .2%	35	36	642
Carson City Corr. Fac. (DRF)	17 1.4%	162 13.3%	175 14.4%	180 14.8%	171 14.1%	173 14.3%	130 10.7%	90 7.4%	79 6.5%	25 2.1%	10 0.8%	2 .2%	0 .0%	0 .0%	37	37	1,214
Central Michigan Corr. Fac. (STF)	20 1.5%	171 12.9%	227 17.1%	227 17.1%	223 16.8%	171 12.9%	137 10.3%	94 7.1%	38 2.9%	13 1.0%	5 .4%	0 .0%	0 0.0%	0 .0%	35	36	1,326
Chippewa Corr. Fac. (URF)	22 1.6%	159 11.7%	204 15.0%	223 16.4%	230 16.9%	196 14.4%	135 9.9%	102 7.5%	56 4.1%	24 1.8%	7 .5%	0 .0%	0 .0%	0 0.0%	36	37	1,358
Cooper Street Corr. Fac. (JCS)	15 1.7%	118 13.4%	119 13.5%	155 17.6%	120 13.6%	141 16.0%	94 10.7%	66 7.5%	32 3.6%	16 1.8%	4 .5%	0 .0%	1 .1%	0 0.0%	36	37	881
Cotton, G. Robert Corr. Fac. (JCF)	25 2.7%	131 14.2%	98 10.6%	121 13.1%	125 13.5%	123 13.3%	96 10.4%	78 8.5%	63 6.8%	31 3.4%	18 2.0%	8 0.9%	4 .4%	2 .2%	38	39	923
Crane, Florence Corr. Fac. (ACF)	8 2.0%	40 10.0%	36 9.0%	52 12.9%	63 15.7%	63 15.7%	52 12.9%	41 10.2%	27 6.7%	12 3.0%	5 1.2%	3 0.7%	0 .0%	0 0.0%	40	40	402
Egeler, C.E. Reception & Guidance (RGC)	47 6.6%	114 16.0%	103 14.4%	122 17.1%	83 11.6%	85 11.9%	67 9.4%	40 5.6%	26 3.6%	14 2.0%	5 0.7%	4 0.6%	0 .0%	3 .4%	33	35	713
Handlon, Richard A. Corr. Fac. (MTU)	45 6.6%	144 21.3%	135 19.9%	84 12.4%	54 8.0%	59 8.7%	60 8.9%	44 6.5%	26 3.8%	19 2.8%	5 .7%	1 .1%	1 .1%	0 0.0%	30	34	677
Harrison, Gus Corr. Fac. (ARF)	14 1.4%	109 10.5%	108 10.4%	162 15.6%	153 14.8%	164 15.8%	127 12.3%	97 9.4%	57 5.5%	28 2.7%	8 0.8%	8 .8%	0 .0%	1 .1%	39	39	1,036
Intensive Reentry Prog. - Female (IRF)	0 0.0%	0 0.0%	2 100.0%	0 0.0%	0 0.0%	0 0.0%	0 0.0%	0 0.0%	0 0.0%	0 0.0%	0 0.0%	0 0.0%	0 0.0%	0 0.0%	28	28	2
Intensive Reentry Prog. - Male (IRM)	5 5.0%	35 34.7%	26 25.7%	17 16.8%	7 6.9%	6 5.9%	3 3.0%	2 2.0%	0 0.0%	0 0.0%	0 0.0%	0 0.0%	0 0.0%	0 0.0%	26	28	101
Ionia Max Corr. Fac. (ICF)	8 1.8%	75 16.6%	63 13.9%	80 17.7%	59 13.0%	54 11.9%	39 8.6%	24 5.3%	31 6.8%	11 2.4%	7 1.5%	2 .4%	0 0.0%	0 0.0%	35	37	453
Kinross Corr. Fac. (KCF)	15 1.4%	84 8.1%	133 12.8%	160 15.4%	145 14.0%	180 17.4%	105 13.2%	87 9.8%	46 4.4%	23 2.2%	9 0.9%	2 .2%	1 .1%	0 .0%	39	39	1,037
Lakeland Corr. Fac. (LCF)	13 1.7%	41 5.5%	63 8.5%	77 10.3%	103 13.8%	106 14.2%	105 14.1%	87 11.7%	76 10.2%	45 6.0%	20 2.7%	3 0.4%	3 .4%	2 0.3%	43	43	744
Macomb Corr. Fac. (MRF)	22 3.1%	72 10.1%	103 14.4%	113 15.8%	86 12.0%	98 13.7%	90 12.6%	64 9.0%	35 4.9%	22 3.1%	8 1.1%	2 .3%	0 .0%	0 0.0%	37	38	715
Marquette Branch Prison (MBP)	12 1.8%	127 18.8%	100 14.8%	115 17.0%	99 14.7%	73 10.8%	66 9.8%	33 4.9%	28 4.1%	15 2.2%	5 .7%	2 .3%	0 .0%	0 0.0%	34	35	675
Michigan Reformatory (RMI)	35 4.1%	172 20.4%	121 14.3%	120 14.2%	105 12.4%	87 10.3%	82 9.7%	60 7.1%	39 4.6%	15 1.8%	6 0.7%	2 .2%	0 .0%	1 .1%	33	35	845
Mound Corr. Fac. (NRF)	22 3.1%	57 7.9%	80 11.1%	106 14.7%	112 15.6%	112 15.6%	83 11.5%	62 8.6%	47 6.5%	22 3.1%	10 1.4%	4 .6%	2 .3%	0 0.0%	39	39	719
Newberry Corr. Fac. (NCF)	13 1.7%	82 10.8%	105 13.9%	133 17.5%	135 17.8%	102 13.5%	73 9.6%	67 8.8%	34 4.5%	13 1.7%	1 .1%	0 .0%	0 .0%	0 0.0%	36	37	758

INSTITUTION	< 20	20-24	25-29	30-34	35-39	40-44	45-49	50-54	55-59	60-64	65-69	70-74	75-79	80+	MED AGE	AVG AGE	COUNT
Oaks Corr. Fac. (ECF)	21 3.1%	187 27.3%	152 22.2%	98 14.3%	74 10.8%	64 9.4%	46 6.7%	23 3.4%	14 2.0%	3 0.4%	0 .0%	2 .3%	0 .0%	0 0.0%	29	32	684
Ojibway Corr. Fac. (OCF)	18 3.0%	82 13.7%	112 18.8%	102 17.1%	95 15.9%	76 12.7%	52 8.7%	38 6.4%	11 1.8%	8 1.3%	1 .2%	2 .3%	0 .0%	0 0.0%	34	35	597
Parnall Corr. Fac. (SMT)	23 3.1%	83 11.2%	98 13.2%	120 16.2%	112 15.1%	106 14.3%	92 12.4%	63 8.5%	28 3.8%	11 1.5%	5 0.7%	1 .1%	1 .1%	0 0.0%	37	37	743
Pugsley Corr. Fac. (MPF)	7 1.2%	66 11.8%	92 16.4%	106 18.9%	73 13.0%	78 13.9%	63 11.2%	46 8.2%	17 3.0%	9 1.6%	4 0.7%	0 .0%	0 .0%	0 .0%	35	37	561
Ryan Corr. Fac. (RRF)	7 1.0%	74 10.3%	81 11.3%	86 12.0%	98 13.7%	120 16.7%	76 10.6%	68 9.5%	62 8.6%	28 3.9%	14 2.0%	3 .4%	0 .0%	0 .0%	40	40	717
Saginaw Corr. Fac. (SRF)	36 4.2%	160 18.6%	139 16.2%	148 17.2%	116 13.5%	88 10.3%	76 8.9%	40 4.7%	28 3.3%	19 2.2%	8 0.9%	0 .0%	0 0.0%	0 0.0%	33	34	858
Special Alt. Incar. Fac. - Female (ZLW)	0 0.0%	1 25.0%	2 50.0%	0 0.0%	1 25.0%	0 0.0%	0 0.0%	0 0.0%	0 0.0%	0 0.0%	0 0.0%	0 0.0%	0 0.0%	0 0.0%	27	29	4
Special Alt. Incar. Fac. - Male (ZLI)	11 28.9%	14 36.8%	6 15.8%	4 10.5%	1 2.6%	0 0.0%	2 5.3%	0 0.0%	0 0.0%	0 0.0%	0 .0%	0 0.0%	0 0.0%	0 0.0%	21	24	38
St. Louis Corr. Fac. (SLF)	43 5.2%	221 26.9%	183 22.3%	117 14.3%	79 9.6%	61 7.4%	57 6.9%	37 4.5%	14 1.7%	7 0.9%	2 .2%	0 .0%	0 .0%	0 .0%	28	31	821
Thumb Corr. Fac. (TCF)	139 21.9%	71 11.2%	53 8.4%	62 9.8%	64 10.1%	60 9.5%	56 8.8%	44 6.9%	52 8.2%	21 3.3%	9 1.4%	1 .2%	2 .3%	0 .0%	34	35	634
West Shoreline Corr. Fac. (MTF)	12 2.1%	53 9.5%	96 17.1%	93 16.6%	97 17.3%	68 12.1%	64 11.4%	41 7.3%	22 3.9%	8 1.4%	2 0.4%	3 0.5%	1 .2%	0 0.0%	36	37	560
Women's Huron Valley Corr. Fac. (WHV)	22 2.5%	77 8.9%	108 12.5%	133 15.4%	152 17.6%	147 17.0%	104 12.1%	65 7.5%	36 4.2%	13 1.5%	4 .5%	2 .2%	0 0.0%	0 .0%	37	38	863
Woodland Center Corr. Fac. (WCC)	1 1.6%	3 4.9%	9 14.8%	10 16.4%	7 11.5%	8 13.1%	8 13.1%	7 11.5%	5 8.2%	2 3.3%	0 0.0%	1 1.6%	0 0.0%	0 0.0%	40	40	61
Total	799 3.3%	3,545 14.4%	3,623 14.7%	3,814 15.5%	3,450 14.0%	3,145 12.8%	2,514 10.2%	1,774 7.2%	1,124 4.6%	515 2.1%	193 0.8%	61 .2%	17 .1%	10 .0%	35	36	24,584

SOURCE: Corrections Management Information System (CMIS) (Revised: 02/21/2012)

C4 2010 Prisoner Movement Summary: Institutions Only

INTAKE

New Court Commitment.....	4,884
Probation Violator (Technical or New Sentence).....	2,480
Parole Violator New Sentence	1,793
Escaper New Sentence.....	___2
TOTAL.....	9,159

EXIT

Movement to Parole.....	12,137
Release to Court on Writ	2,805
Transfer to Community Residential Programs	0
Discharge from Sentence	1,188
Temporarily Housed at a County Jail	0
Death.....	93
Release to Mental Health Hospital or Criminal Justice Agency	1
Escape	___2
TOTAL.....	16,226

RETURNS

Return from Court <i>without</i> Additional Sentence ¹	1,600
Technical Parole Violator Return	2,391
Return from Escape from Community Residential Programs	0
Return from Court <i>with</i> Additional Sentence Imposed ¹	1,011
Return from County Jail	0
Direct Return from Community Residential Programs	0
Return While on Parole Status.....	692
Return from Mental Health Hospital or Criminal Justice Agency.....	2
Return from Escape from Institution, SAI-Prison, Parole Reentry, non-DOC location	___6
TOTAL.....	5,702

2010 Institution Population Change **(1,365)**
 (INTAKE - EXIT + RETURN = POPULATION CHANGE)

NOTES: Includes institution, and SAI-Prison movements.
 Only movements affecting the total population count are shown (e.g., excludes movements between institutions, and temporary movements to/from hospitals). ¹ Rev. 06/21/2012 (JA)

SOURCE: Corrections Management Information System (CMIS)

C5 Escapes from Secure DOC Custody

Calendar Years 2003 - 2010

Escapes from secure DOC custody include any and all escapes from:

- CFA institutions.
- CFA custody (i.e., while under CFA control, such as while in transit or hospitalized).
- Special Alternative Incarceration (for prisoners and probationers).
- Residential Reentry Program for parole violators: Lake County Residential Reentry (PLK), and Tuscola Residential Reentry (PTR)

Escapes from Secure DOC Custody
Calendar Years 2003 - 2010

Location	2003	2004	2005	2006	2007	2008	2009	2010
CFA	4	2	6	4	4	2	2	0
SAI	0	0	0	1	0	0	0	0
Residential ReEntry	1	2	0	0	0	0	1	2
TOTALS	5	4	6	5	4	2	3	2

SOURCE: Corrections Management Information System (CMIS)

Parole and Commutation Board



This section summarizes 2010 data on offender movement to parole, and Parole and Commutation Board activity and decisions. It also examines the parole outcomes of offenders who paroled in 1998-2007.

Table-Chart D shows the total number of prisoner movements to parole each year from 1996 through 2010.

Table D1 compares 2010 Parole and Commutation Board activity and decisions to that of the previous twenty years. **Table D1a** provides more detail regarding the 2010 activity of the Parole and Commutation Board.

Table D3 in this report was the product of work to re-engineer the tracking of offender outcomes following parole. The new effort began with tracking outcomes for a standardized two years (shorter only in the event of return to prison as a failure). This has since been extended to a standardized follow-up period of three years to meet legislative reporting requirements — thus eliminating the D2 Table. The table shows outcomes for several annual parole release cohorts to enable comparisons over time.

Table D3 represents a change from what was reported on this subject in annual MDOC Statistical Reports prior to 2005; so further explanation is warranted. The genesis of the Michigan Prisoner Reentry Initiative (MPRI) – discussed in Section G – required a re-engineering of the old parole outcomes analysis methodology. The past table format was based on very old computer programming that tracked outcomes only until the parole terms expired. So, there were no controls on time at risk of failure in the tables because parole terms ranged from as short as a couple of months for parole-to-max cases to as long as four years for paroled lifers, while the most common parole terms are 18 to 24 months. Outcomes subsequent to the expiration of the parole terms were not reflected in the data.

The old production analysis that was generated by the data system for parole outcomes also provided only statewide results and could not be analyzed in greater depth than was present in the report tables. As the MPRI began to be planned and implemented, it quickly became apparent that a more robust method of outcome tracking would be needed. A bridge to the past would also be needed to enable new annual parole cohorts to be compared to older release years using a consistent methodology.

Calendar year 1998 was established as the baseline parole release year of the analysis for comparison with the outcomes of future annual parole cohorts. Calendar 1998 was selected as the baseline year because it was the most recent year that would provide a full four years of potential follow-up for an entire cohort year before the follow-up periods would reach into calendar year 2003 when the MPRI initiative began.

As can be seen from the **D3 Table**, the current primary definition of failure continues to be return to prison as either a parole violator technical return or with a new sentence (although the latter can now occur after the parole term expired).

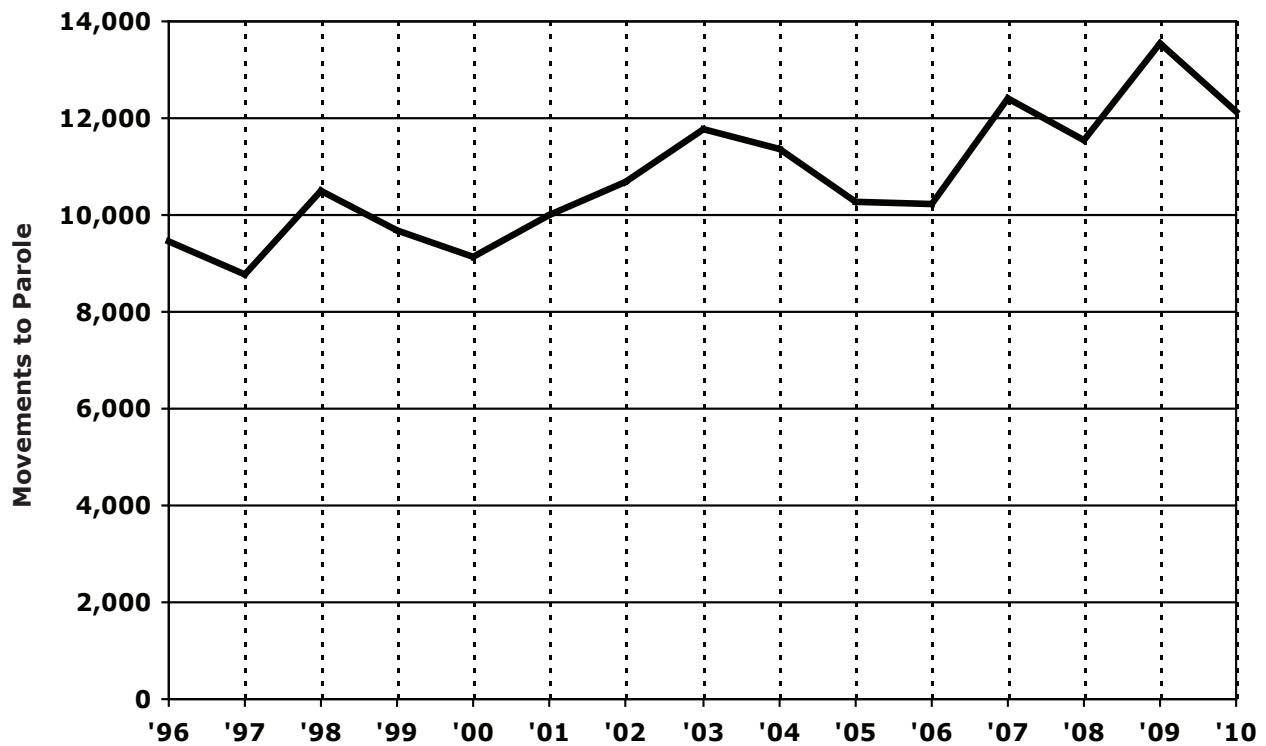
Table D3 also shows offenders who were on parole absconder status at the end of the follow-up period. While on absconder status, parolees are obviously not succeeding at that point; but it is also important to note that they are not automatically headed back to prison. The determining factor in the disposition of a parole absconder is an assessment of offender risk. When risk is determined to be low (such as when an absconder is still employed and generally following parole rules, but failed to report), then the parole agent may continue to work with the case and impose local sanctions, possibly increase supervision of the case, and engage the community in service delivery designed to intervene in the behavior that led to the abscond and enable the absconder to become a successful parolee.

D

Annual Movements to Parole

Calendar Years 1996 - 2010

Year	Movement to Parole	Numerical Change	Percent Change
1996	9,465	387	4.3
1997	8,758	(707)	(7.5)
1998	10,506	1,748	20.0
1999	9,682	(824)	(7.8)
2000	9,133	(549)	(5.7)
2001	10,001	868	9.5
2002	10,697	696	7.0
2003	11,752	1,055	9.9
2004	11,344	(408)	(3.5)
2005	10,284	(1,060)	(9.3)
2006	10,240	(44)	(0.4)
2007	12,429	2,189	21.4
2008	11,556	(873)	(7.0)
2009	13,541	1,985	17.2
2010	12,139	(1,402)	(10.4)



Source: Corrections Management Information System (CMIS)

D1 Parole and Commutation Board Activity

Calendar Years 1990 - 2010

Year	Interviews	Paroles Without Interview	Total Paroles Ordered	Parole Denials	Parole Violation Continuances	Actual Movement to Parole
1990	11,433	3,164	10,748	5,004	1,424	8,895
1991	11,701	3,077	10,042	5,511	1,360	9,300
1992	9,624	3,360	11,854	7,553	1,602	9,240
1993	9,974	2,133	11,177	6,486	1,908	9,881
1994	10,884	1,879	9,795	7,262	1,952	8,370
1995	13,119	1,988	9,678	7,923	2,050	9,078
1996	15,288	2,235	10,306	7,480	2,228	9,465
1997	14,011	2,554	9,751	7,898	2,480	8,758
1998	13,814	2,837	10,366	9,845	2,675	10,506
1999	13,665	2,578	10,775	10,151	3,173	9,682
2000	19,445	2,116	10,479	11,664	2,942	9,133
2001	19,958	2,428	10,874	11,936	2,807	10,001
2002	21,106	1,766	11,736	12,533	2,921	10,697
2003	22,280	1,539	12,902	11,892	1,436	11,752
2004	22,131	1,412	12,391	11,669	1,891	11,344
2005	21,038	1,180	12,104	10,023	1,864	10,284
2006	22,784	858	11,807	10,983	1,913	10,240
2007	24,896	941	12,930	11,690	1,444	12,429
2008	22,244	596	13,373	9,645	1,155	11,556
2009	26,514	571	16,695	10,044	1,224	13,541
2010	22,064	455	12,178	9,620	1,425	12,139

Source: Corrections Management Information System (CMIS)

D1a 2010 Parole and Commutation Board Actions

Total Actions – 34,987

Code/Title	Number
PAROLES AND REINSTATEMENTS	
60 Reinstatement on Parole	191
61 Regular Parole	3,905
62 Parole in Custody	455
64 Special Parole	30
67 Reparoled on Same Term	513
68 Contract Special Parole	0
69 SAI Parole*	714
70 Michigan Prisoner Reentry Initiative (MPRI)	5,915
76 Paroled Without Interview	455
Total	12,178
SERVICE CONTINUED	
19 Technical Violation Sustained	1,425
20 Further Demonstration	12
29 Risk to Community	9,606
Total	11,043

Code/Title	Number
DISPOSITION DEFERRED	
42 Current Psychiatric Report	1,715
47 Mentally Ill Offender Reentry Plan	859
48 Satisfactory Placement	222
Total	2,796
LIFERS AND LONG INDETERMINATE	
92 Lifer Law Interview	192
93 Murder First Interview	484
97 Foster-Bey Class Action Lawsuit	3
Total	679
OTHER ACTION	
18 Board Referred to List	4,463
30 Contract Terminated	2
35 Board Denied Special	296
38 Rescinded Parole	2,147
39 Suspended Parole	914
41 Insufficient Information	37
52 Complete Program	274
81 Spec. Consideration Interview	158
Total	8,291

*SAI paroles are not subject to Parole and Commutation Board review.

Source: Corrections Management Information System (CMIS)

D3 Three-Year Follow-Up Outcomes of Offenders Who Paroled in 1998 to 2007 by Year

Flat Three-Year Follow-Up Regardless of Parole Status

YEAR	TOTAL CASES ¹	SUCCESS			FAILURE					BY PERCENT TO TOTAL					
		Total	Still on Parole ²	Dis-charged ³	Total	Absconds ⁴	Technical Violators ⁵	New Sen-tence ⁶	Return To Prison ⁷	Total Success	Total Failure	Absconds	Technical Violators	New Sen-tence	Return To Prison
1998	10,055	5,017	352	4,665	5,038	438	2,983	1,617	4,600	49.9	50.1	4.4	29.7	16.1	45.7
1999	9,276	4,737	330	4,407	4,539	370	2,795	1,374	4,169	51.1	48.9	4.0	30.1	14.8	44.9
2000	8,709	4,534	426	4,108	4,175	387	2,362	1,426	3,788	52.1	47.9	4.4	27.1	16.4	43.5
2001	9,591	4,958	482	4,476	4,633	618	2,356	1,659	4,015	51.7	48.3	6.4	24.6	17.3	41.9
2002	10,254	5,300	589	4,711	4,954	926	2,159	1,869	4,028	51.7	48.3	9.0	21.1	18.2	39.3
2003	11,207	5,787	630	5,157	5,420	1,035	2,290	2,095	4,385	51.6	48.4	9.2	20.4	18.7	39.1
2004	10,818	5,471	705	4,766	5,347	936	2,262	2,149	4,411	50.6	49.4	8.7	20.9	19.9	40.8
2005	9,801	5,460	1,414	4,046	4,341	357	1,918	2,066	3,984	55.7	44.3	3.6	19.6	21.1	40.6
2006	9,694	5,846	1,672	4,174	3,848	310	1,476	2,062	3,538	60.3	39.7	3.2	15.2	21.3	36.5
2007	11,805	7,548	1,536	6,012	4,257	335	1,601	2,321	3,922	63.9	36.1	2.8	13.6	19.7	33.2

¹Follow-up includes three years from parole for prisoners paroled to Michigan counties.

²Still on Parole status after three years from parole; either parole term given is longer than three years or parole term extended.

³Discharged are cases not Still on Parole; they include death.

⁴On Abscond status after three years from parole.

⁵If a prisoner returned as a Technical Violator but also received a New Sentence within three years of parole without reparing, the case is counted only in the New Sentence column.

⁶Includes all new sentence commitments to prison within three years of release including cases discharged from parole and recommitted to prison.

⁷Return to Prison only includes cases that were returned on upheld Technical Violations or for a New Sentence within three years of release.

4.1% of the 2007 parole releases from prison received an uttered felony jail sentence that did not rise to the level of being returned to prison by the judge.

Source: Corrections Management Information System (CMIS)

Probation and Parole Supervision



This section contains data and information regarding the supervision programs for probationers and parolees within the Department's Field Operations Administration (FOA).

FOA is responsible for the supervision of all adult felons on probation and parole. Selected parolees and probationers are also supervised on electronic monitoring.

In addition, FOA is responsible for administration and operation of the Department's residential Reentry programs located in Tuscola and Lake Counties. These programs assist parolees with housing, employment, substance abuse treatment, and other adjustment problems. These programs are now included under the umbrella of the Michigan Prison Reentry Program (MPRI), a collaborative effort between the Michigan Department of Corrections and the departments

of Community Health, Labor and Economic Growth, Human Services, and numerous community partners.

Field operations are administered through Regional and Area offices (see the map on page E-2). The Metropolitan Region covers Wayne, Oakland, Macomb, and Washtenaw counties; and the Outstate Region covers the rest of the lower peninsula and all of the upper peninsula.

Table E1 shows the number of parolees returned to prison for technical violations and new sentences, broken down by gender and year. This table also shows the number of parole revocation hearings held each year.

Chart E2a presents a breakdown of Field Operations *personnel* by type of offender supervised and by employee job classification. **Chart E2b** displays a breakdown of Field Operations *funds*

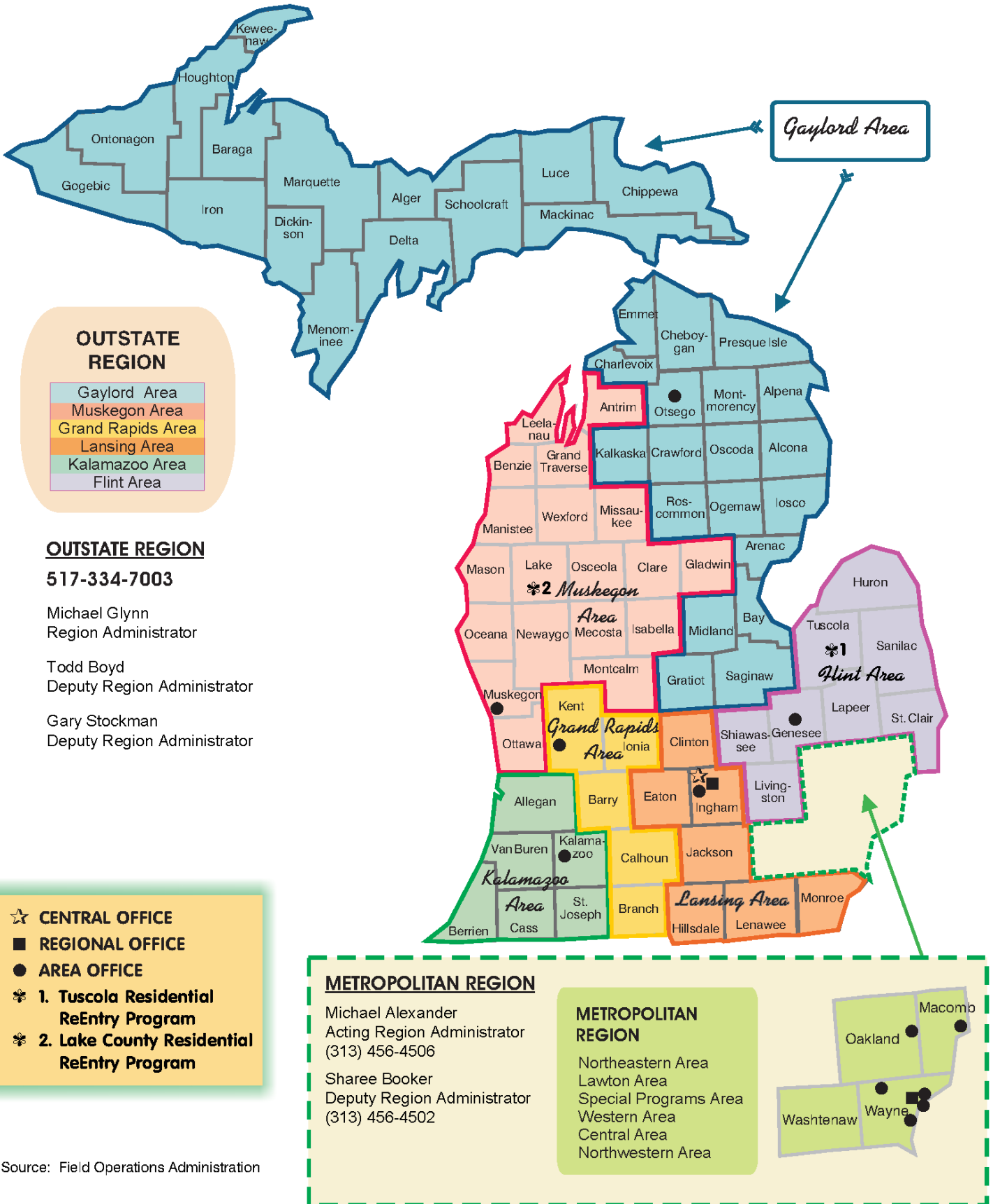
by type of offender supervised.

Chart E3a shows the distribution of investigations conducted, by type, and **Chart E3b** shows a breakdown of the average number of offenders supervised, by type.

Chart E4 displays the number of pre-sentence investigations conducted each year for the last ten years.

Chart E5 shows the average number of parolees, and **Chart E6** the average number of probationers under supervision for the last ten years.

Michigan Department of Corrections
Field Operations Administration Regions and Areas
As of December 31, 2010



OUTSTATE REGION

- Gaylord Area
- Muskegon Area
- Grand Rapids Area
- Lansing Area
- Kalamazoo Area
- Flint Area

OUTSTATE REGION

517-334-7003

Michael Glynn
Region Administrator

Todd Boyd
Deputy Region Administrator

Gary Stockman
Deputy Region Administrator

- ☆ **CENTRAL OFFICE**
- **REGIONAL OFFICE**
- **AREA OFFICE**
- ✱ **1. Tuscola Residential ReEntry Program**
- ✱ **2. Lake County Residential ReEntry Program**

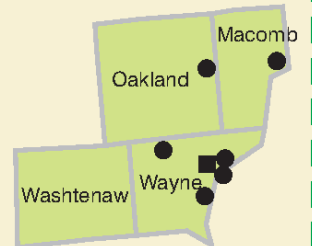
METROPOLITAN REGION

Michael Alexander
Acting Region Administrator
(313) 456-4506

Sharee Booker
Deputy Region Administrator
(313) 456-4502

METROPOLITAN REGION

- Northeastern Area
- Lawton Area
- Special Programs Area
- Western Area
- Central Area
- Northwestern Area



Source: Field Operations Administration

E1 Violations of Parole Supervision 2001 - 2010

TECHNICAL VIOLATOR RETURNS
(Includes Returns from Out-of-State)

Year	Male	Female	Total
2001	2,977	259	3,236
2002	3,030	259	3,289
2003	1,985	176	2,161
2004	2,763	250	3,013
2005	2,712	148	2,860
2006	2,983	189	3,172
2007	1,971	124	2,095
2008	1,808	77	1,885
2009	2,057	80	2,137
2010	2,312	79	2,391

NEW SENTENCE RETURNS

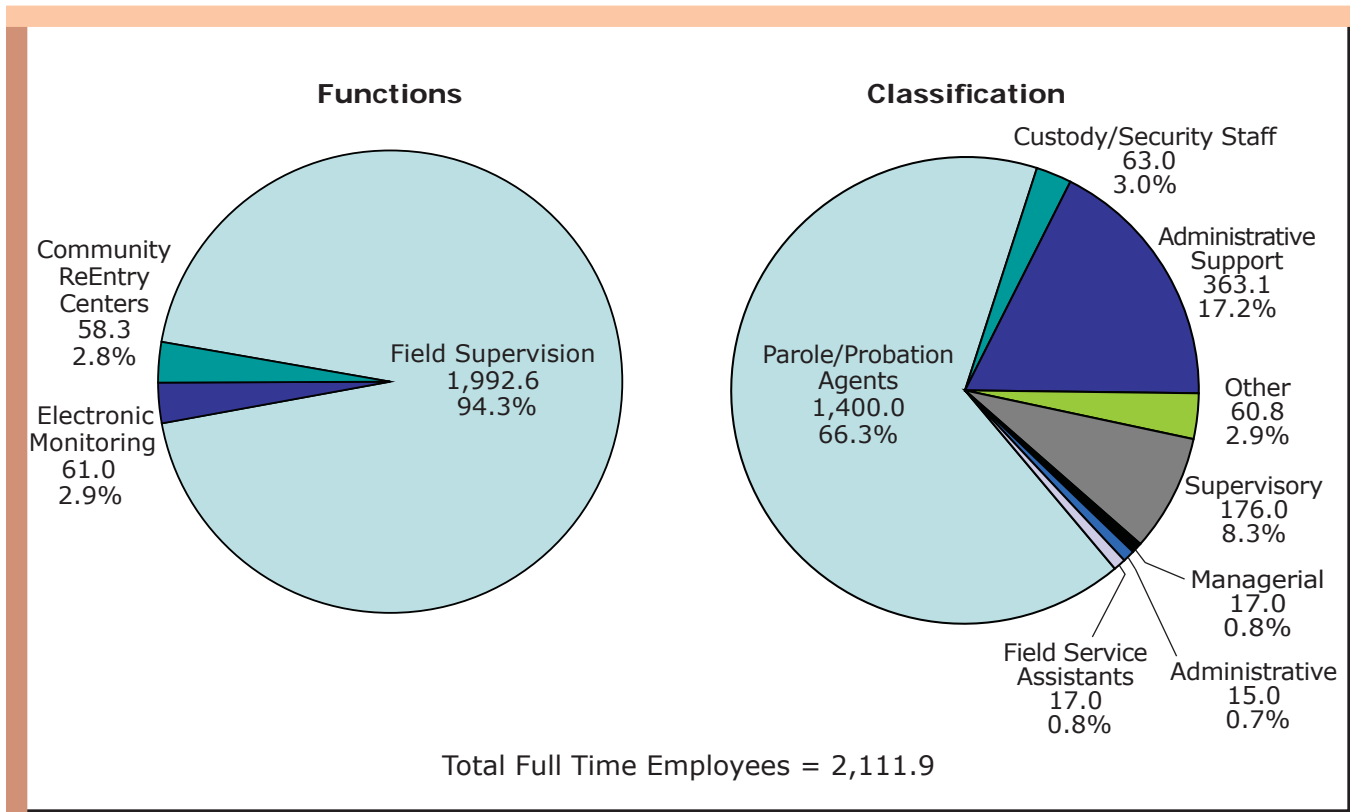
Year	Male	Female	Total
2001	1,131	64	1,195
2002	1,350	91	1,441
2003	1,563	81	1,644
2004	1,717	85	1,802
2005	1,779	97	1,876
2006	1,910	109	2,019
2007	1,888	105	1,993
2008	1,941	88	2,029
2009	1,873	95	1,968
2010	1,703	90	1,793

PAROLE REVOCATION HEARINGS

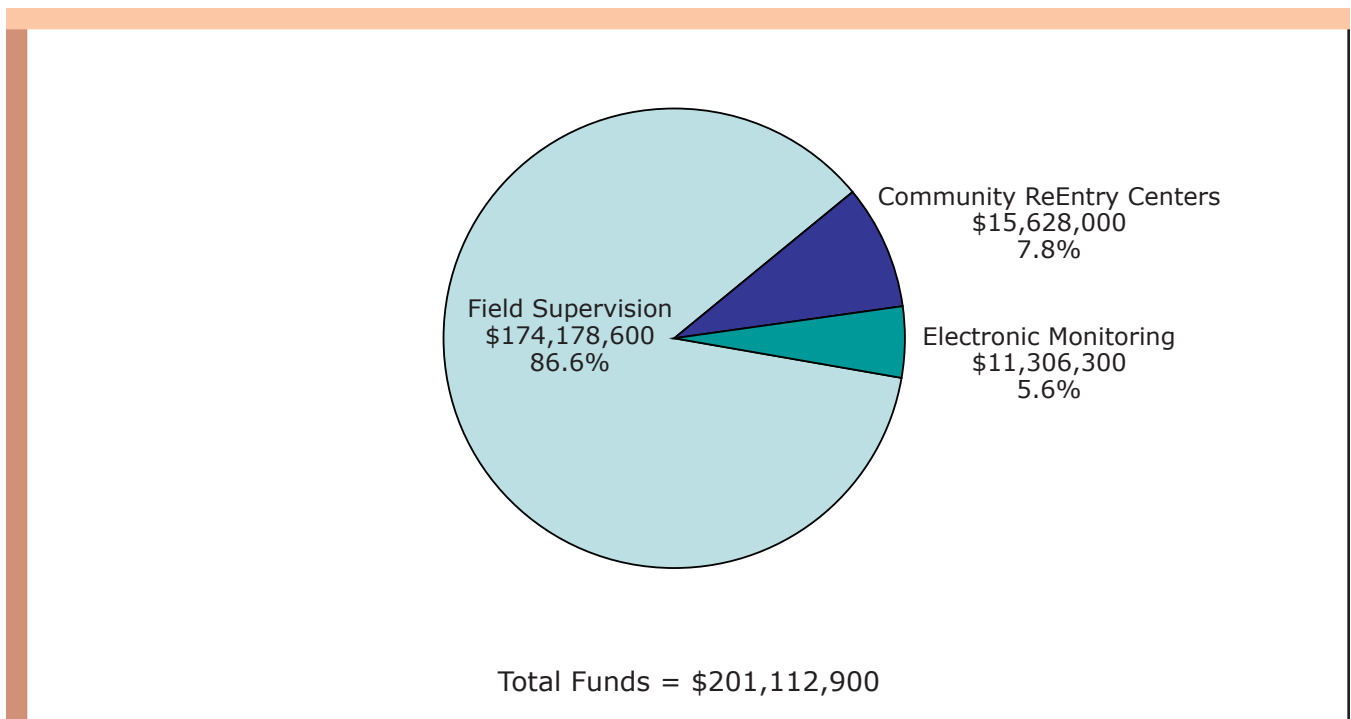
Year	Total
2001	796
2002	999
2003	572
2004	650
2005	869
2006	1,283
2007	1,159
2008	1,013
2009	1,891
2010	1,952

Sources: Corrections Management Information System (CMIS) and Field Operations Administration

E2a 2010 Field Operations Personnel Distributions

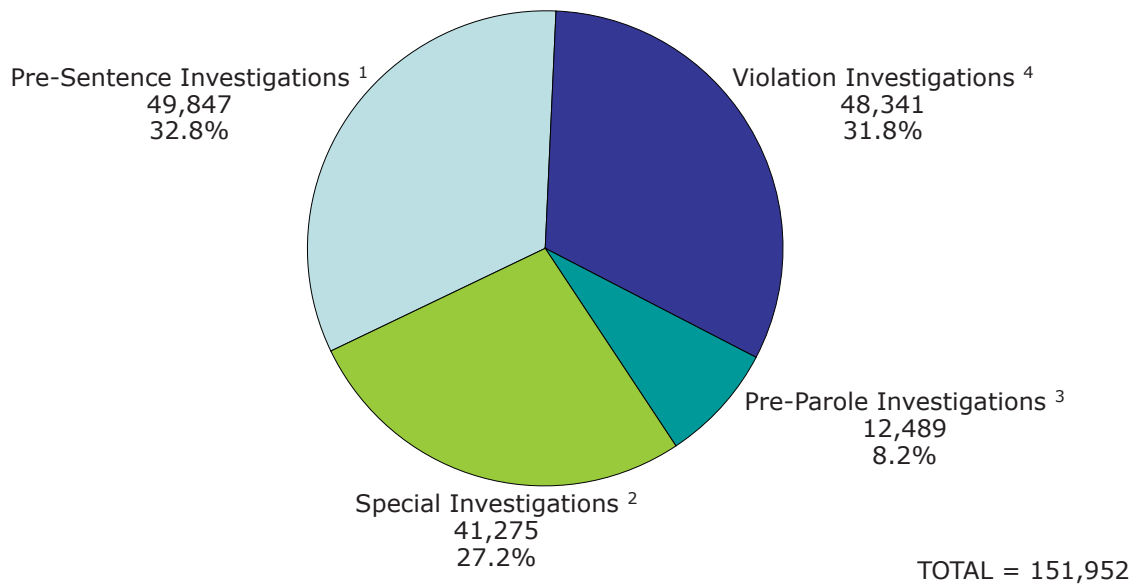


E2b 2010 Field Operations Funds Distribution



Source: Field Operations Administration

E3a 2010 Field Operations Work Distribution *Investigations*



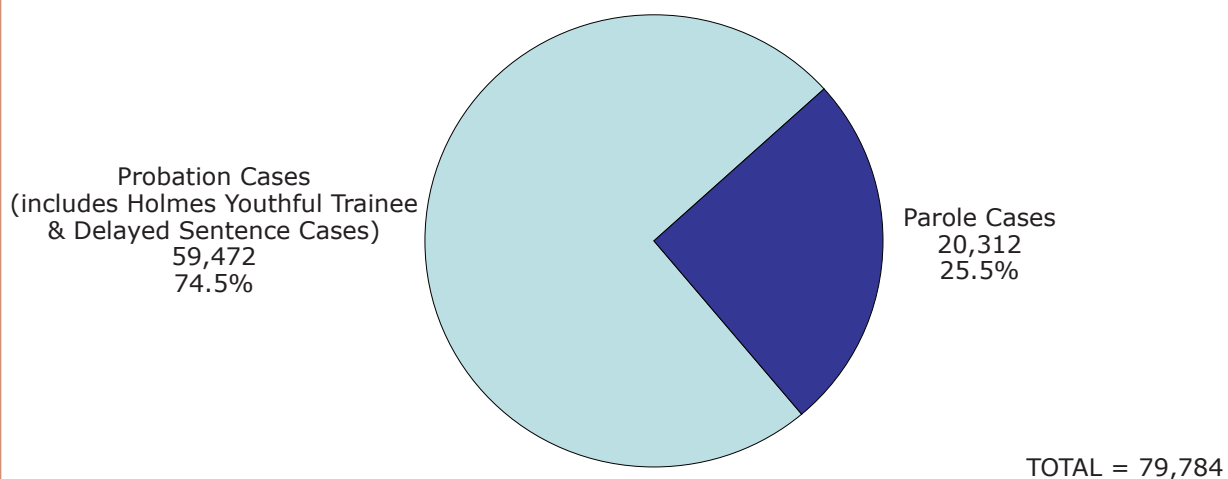
¹ PRE-SENTENCE INVESTIGATIONS: In-depth analysis of the individual and circumstances of the offense.

² SPECIAL INVESTIGATIONS: Assignments completed at the request of the Governor, other states, the parole board, or the court.

³ PRE-PAROLE INVESTIGATIONS: Prior to inmate release, living arrangements and job placement are investigated.

⁴ VIOLATION INVESTIGATIONS: Reports prepared following a parole or probation violation.

E3b 2010 Field Operations Work Distribution *Supervision: Average Number of Offenders Supervised*

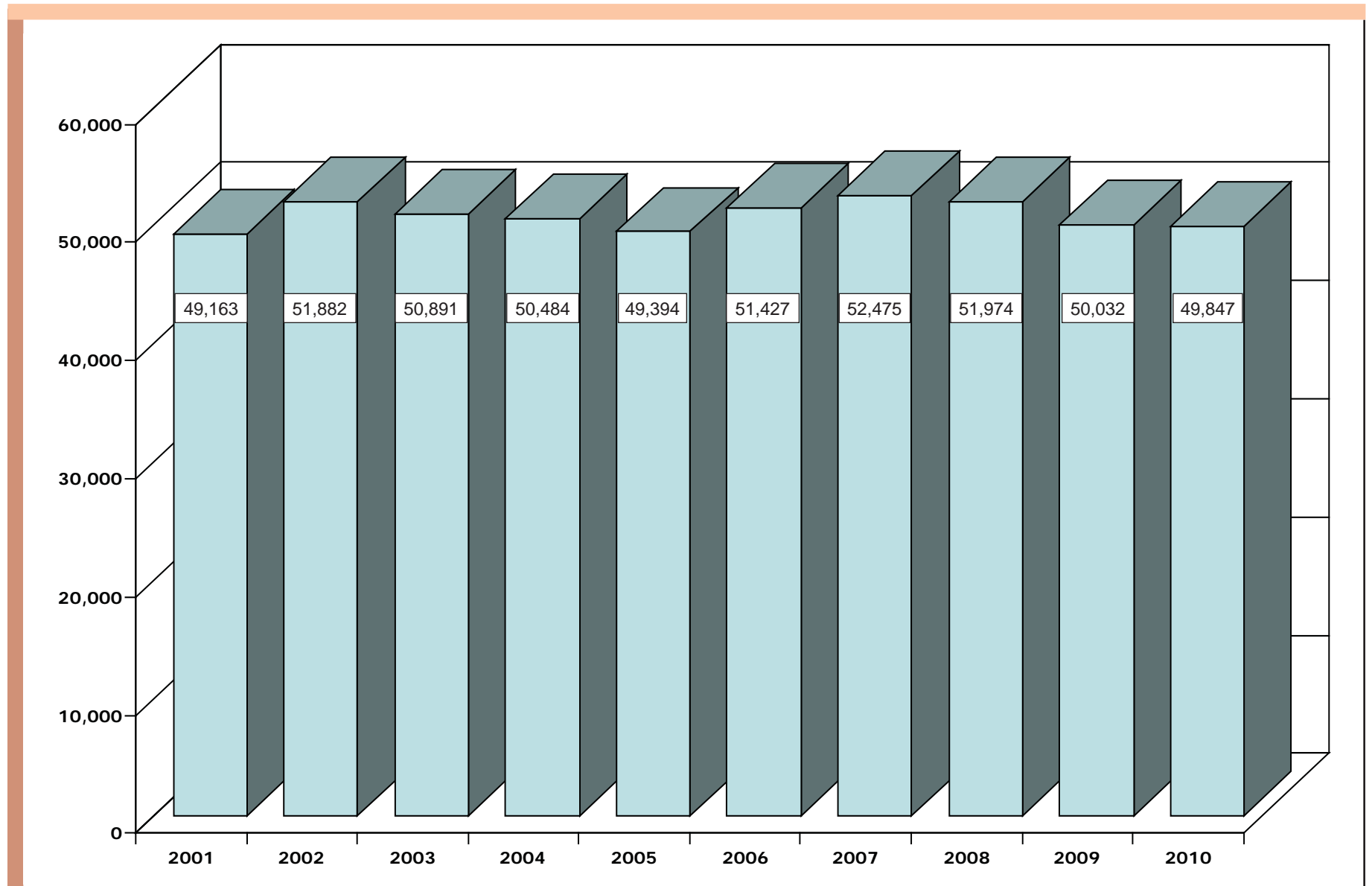


Supervision is the process in which parole or probation agents work with offenders who are under the jurisdiction of the Department of Corrections (parole) or the jurisdiction of the Courts (probation, Holmes Youthful Trainee, and delayed sentences). The case numbers in the chart represent the average number of cases under supervision during the year.

Source: Field Operations Administration

E4 Number of Pre-Sentence Investigations 2001 - 2010

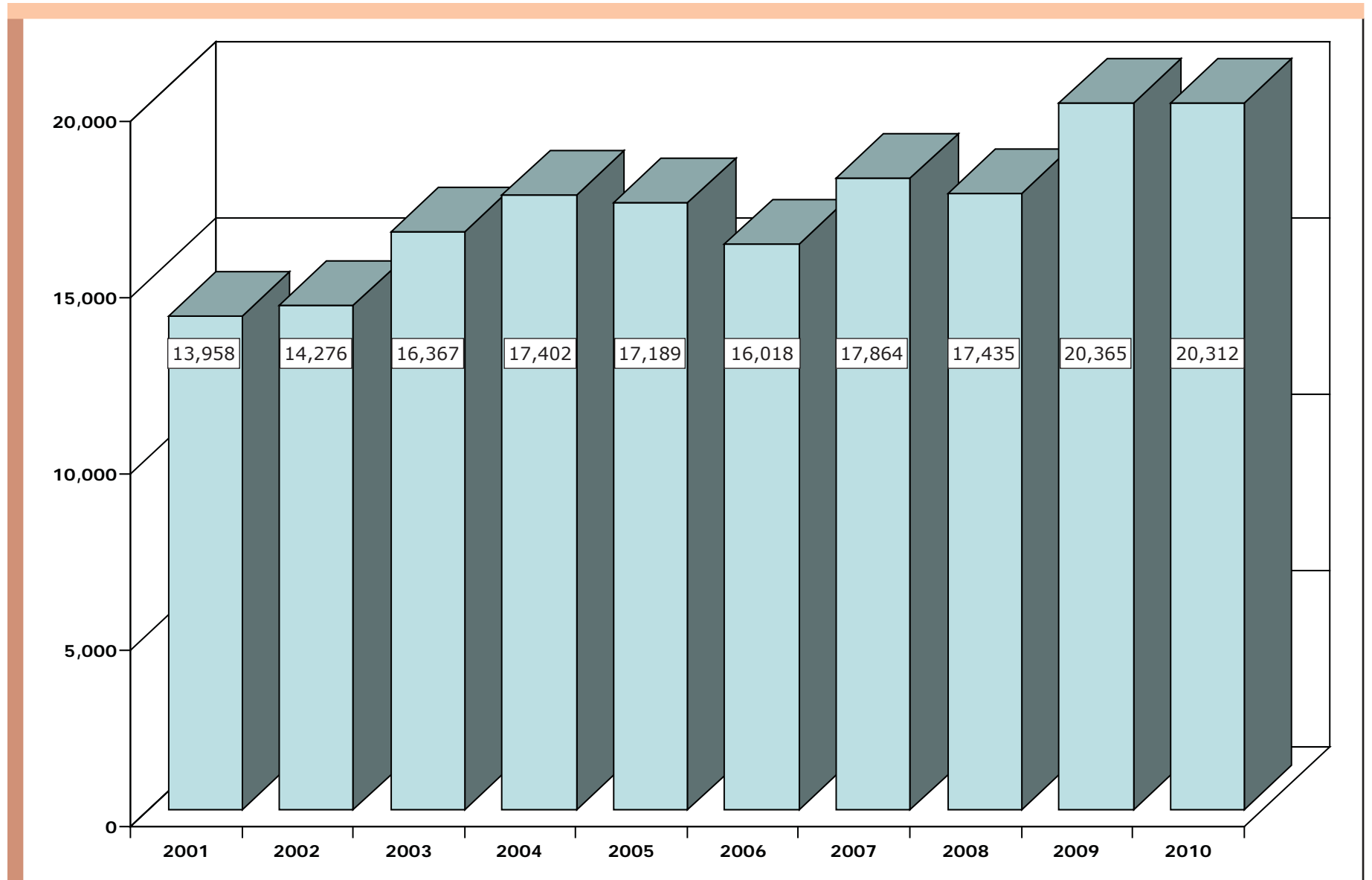
E - 6



Source: Field Operations Administration

E5 Average Number of *Parolees* Supervised 2001 - 2010

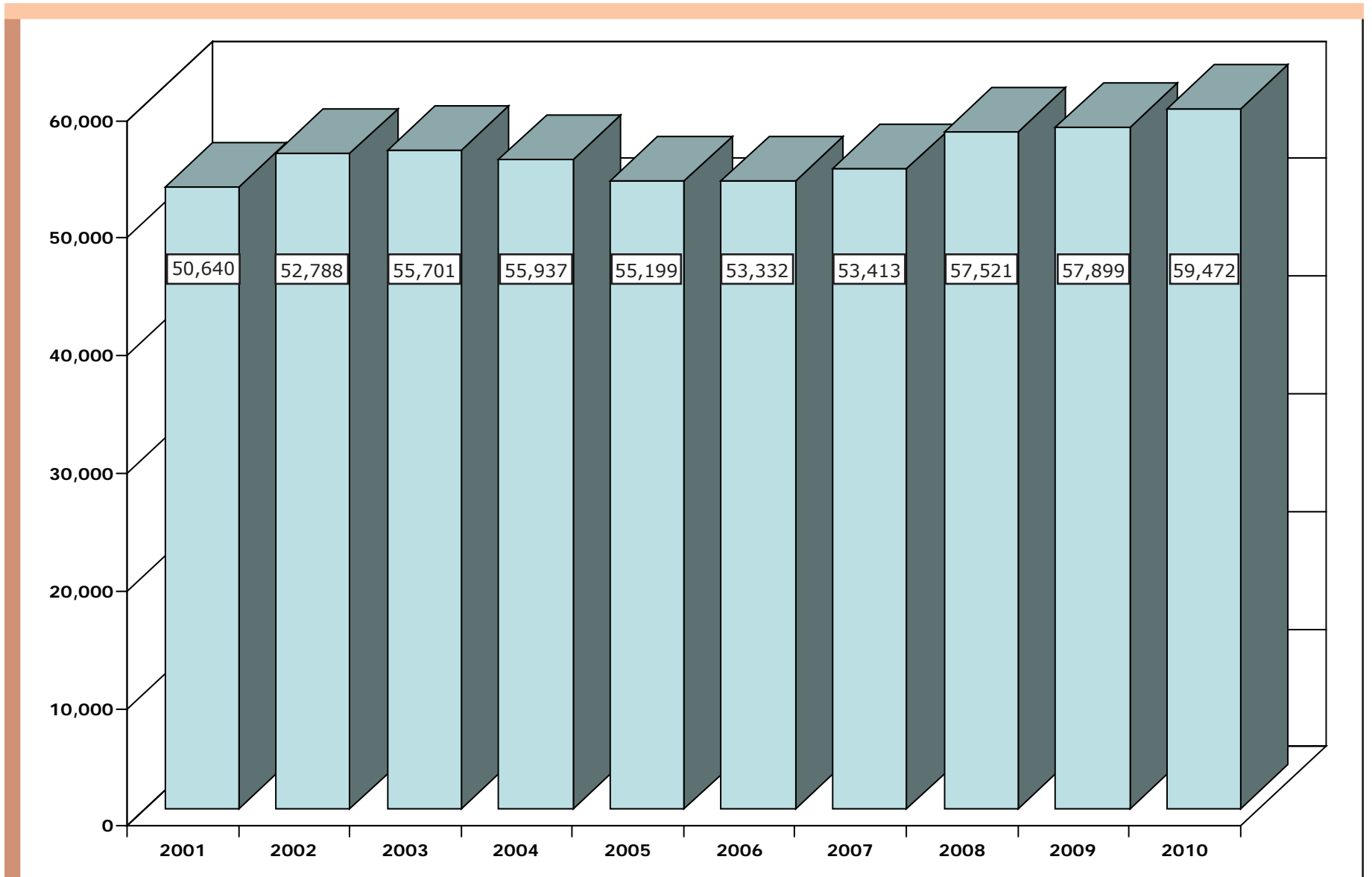
E - 7



Source: Field Operations Administration

E6 Average Number of *Probationers* Supervised 2001 - 2010
(Includes Holmes Youthful Trainees and Delayed Sentences)

E - 8



Source: Field Operations Administration

Department Operations



This section contains data and information about a variety of Departmental programs and administrative functions, operations and services.

There are four subsections:

- *Prisoner Program, Misconduct and Litigation Statistics*
- *Michigan State Industries*
- *Bureau of Health Care Services*
- *Department Expenditures and Personnel Summaries*



Prisoner Program, Misconduct and Litigation Statistics

Table F1 provides statistics regarding the faith preferences of the prisoner population.

The number of prisoners enrolled in academic and vocational programs is represented in **Table F2**. The education statistical reporting format was revised in 2005. The year-to-date (YTD) figures represent cumulative totals for FY 2010, while the enrollment figures are based on numbers enrolled during the fourth quarter of FY 2010 (July 2010 - September 2010).

Table F3 shows the number and disposition of misconduct charges, by location, that were issued against prisoners in 2010.

Table F4 is a summary of the number of lawsuits filed against the Department, by category and year (2006-2010).

F1 2010 Total Prisoner Faith Preferences

This table represents the approved religions in the MDOC facilities and the number of prisoners claiming each as their religious preference.

Faith Preference	Number of Prisoners	Percent
Atheist	46	0.10%
Buddhism	1,287	2.92%
Catholicism	4,171	9.46%
Hare Krishna	2	0.00%
Jehovah's Witnesses	722	1.64%
Jewish	799	1.81%
Melanic	1	0.00%
Moorish Science Temple	2,445	5.54%
Muslim	1,749	3.96%
Nation of Islam	2,261	5.13%
Native American Traditional Ways	1,034	2.34%
Protestant	20,101	45.57%
Scientology	27	0.06%
Seventh Day Adventist	419	0.95%
All Other Faiths/Religions	3,003	6.81%
No Preference	5,686	12.89%
Unknown Faith	360	0.82%
TOTAL	44,113	100%

NOTE: Faith programming varies among the different facilities depending on population and classification levels.

SOURCE: Corrections Management Information System (CMIS)

F2 Institutional Academic and Vocational Program Statistics, FY 2010

F - 5

Facility	School	Ged Exams Passed - Subtest	GED Exams Passed - Complete	Prisoners Paroled w/o GED	Voc. (CTE) Program Complete	Pre-Release Complete	Average # Enrolled				Average # On Waiting List		
							Academic (GED)	Special Ed	Pre-Release	Voc. (CTE)	Academic (GED)	Pre-Release	Voc. (CTE)
LMF	Alger Max. Facility	225	27	1	0	0	87	0	3	0	64	55	0
AMF	Baraga Max. Fac.	468	44	4	0	103	145	0	22	0	31	19	0
IBC	Bellamy Creek	536	112	140	164	76	317	77	21	88	0	3	31
LRF	Brooks Corr. Fac.	273	39	4	47	24	230	0	13	50	73	0	118
DRF	Carson City Complex	462	94	7	115	237	214	0	18	101	86	114	257
URF	Chippewa Complex	394	79	0	116	92	346	0	26	91	80	102	293
JCS	Cooper Street Fac.	282	53	26	68	477	231	0	56	30	100	413	112
JCF	Cotton Corr. Fac.	429	50	27	36	104	341	30	8	54	97	4	132
ACF	Crane Corr. Fac.	381	55	25	60	243	180	0	22	65	0	459	135
RGC	Egeler Corr. Fac.	21	4	7	0	23	10	0	11	0	0	0	0
ARF	Gus Harrison Complex	217	63	33	84	226	192	5	103	81	234	326	68
MTU	Handlon Corr. Fac	444	72	16	147	142	248	34	22	143	113	512	53
WHV	Huron Valley Women's	489	74	76	113	239	311	1	37	170	177	47	389
ICF	Ionia Max. Fac.	59	22	3	0	20	75	21	0	0	70	0	0
KCF	Kinross Corr. Fac.	289	37	3	198	110	118	0	17	167	92	52	295
LCF	Lakeland Corr. Fac.	390	49	14	87	91	138	0	24	76	7	61	160
MRF	Macomb Corr. Fac.	353	65	49	48	72	205	0	0	139	0	0	33
MBP	Marquette Branch Prison	363	66	9	0	203	157	0	56	36	86	134	104
RMI	Michigan Reformatory	266	55	1	52	14	207	8	4	26	192	0	79
STF	Mid-Michigan Corr. Fac.	179	35	20	159	415	106	0	71	77	22	56	396
NRF	Mound Corr. Fac.	34	27	3	55	549	122	8	33	89	53	17	50
MCF	Muskegon Corr. Fac.	77	8	2	43	18	closed	closed	closed	closed	closed	closed	closed
NCF	Newberry Corr. Fac.	450	79	7	101	70	273	0	22	45	4	27	17
ECF	Oaks Corr. Fac.	374	52	4	0	0	190	0	0	0	67	7	0
OCF	Ojibway Corr. Fac.	837	103	16	47	192	214	0	34	28	7	175	484
SMT	Parnall Corr.Fac.	411	54	59	40	46	168	16	7	109	180	22	129
SPR	Pine River Corr. Fac.	310	67	13	82	119	187	7	47	40	41	52	65
MPF	Pugsley Corr. Fac.	348	55	47	77	218	97	0	9	38	99	25	199
RRF	Ryan Corr. Fac.	131	22	45	17	271	119	6	26	41	106	0	35
SRF	Saginaw Corr. Fac.	386	64	42	100	37	214	17	34	58	80	65	184
SLF	St. Louis Corr. Fac.	282	61	2	71	8	122	14	12	24	268	0	36
TCF	Thumb Corr. Fac.	331	116	69	176	22	249	57	0	112	159	279	115
MTF	West Shoreline	212	28	93	21	65	172	2	13	0	48	0	376
	TOTAL	10703	1831	867	2324	4526	5986	303	772	1979	2639	3027	4344

NOTES: Numbers do not include male facilities without education programs or Field Operations Administration programs.

SOURCE: Correctional Facilities Administration, Office of Employment Readiness.

F3

2010 Major Misconduct Statistics: Calendar Year Totals

Facility	Total Cases	Total Charges	Charges Not Guilty	Percent of Charges Not Guilty	Charges Dismissed	Percent of Charges Dismissed	Total Percent Not Guilty & Dismissed
Alger Corr Fac (LMF)	2,717	3,005	58	1.9%	141	4.7%	6.6%
Baraga Max Corr Fac (AMF)	2,460	2,830	43	1.5%	86	3.0%	4.6%
Bellamy Creek Corr Fac (IBC)	3,923	4,310	206	4.8%	85	2.0%	6.8%
Brooks, Earnest C. Corr Fac (LRF)	2,664	3,175	210	6.6%	333	10.5%	17.1%
Carson City Corr Fac (DRF)	2,411	2,766	214	7.7%	49	1.8%	9.5%
Central Michigan Corr Fac (STF)	1,588	1,780	122	6.9%	44	2.5%	9.3%
Chippewa Corr Fac (URF)	6,759	7,392	240	3.2%	265	3.6%	6.8%
Cooper Street Corr Fac (JCS)	1,696	1,905	117	6.1%	33	1.7%	7.9%
Cotton, G. Robert Corr Fac (JCF)	3,893	4,471	263	5.9%	158	3.5%	9.4%
Crane, Florence Corr Fac (ACF)	1,623	1,841	160	8.7%	26	1.4%	10.1%
Duane L. Waters (DWH)	4	5	0	0.0%	0	0.0%	0.0%
Egeler, Charles E. Recep & Guid (RGC)	1,711	2,031	127	6.3%	116	5.7%	12.0%
Handlon, Richard A. Corr Fac (MTU)	4,150	4,678	101	2.2%	279	6.0%	8.1%
Harrison, Gus Corr Fac (ARF)	4,548	5,175	245	4.7%	238	4.6%	9.3%
Intensive Reentry Program (IDRP)	26	30	2	6.7%	0	0.0%	6.7%
Ionia Max. Corr Fac (ICF)	3,518	3,945	135	3.4%	100	2.5%	6.0%
Kinross Corr Fac (KCF)	3,059	3,355	129	3.8%	109	3.2%	7.1%
Lakeland Corr Fac (LCF)	1,540	1,781	160	9.0%	119	6.7%	15.7%
Macomb Corr Fac (MRF)	2,164	2,484	121	4.9%	118	4.8%	9.6%
Marquette Branch Prison (MBP)	2,610	2,986	43	1.4%	81	2.7%	4.2%
Michigan Reformatory (RMI)	1,801	2,055	171	8.3%	71	3.5%	11.8%
Mound Corr Fac (NRF)	700	777	55	7.1%	26	3.3%	10.4%
Muskegon Corr Fac (MCF)	1,473	1,832	51	2.8%	132	7.2%	10.0%
Newberry Corr Fac (NCF)	2,821	3,056	12	0.4%	32	1.0%	1.4%
Oaks Corr Fac (ECF)	2,078	2,247	64	2.8%	125	5.6%	8.4%
Ojibway Corr Fac (OCF)	2,080	2,449	68	2.8%	107	4.4%	7.1%
Parnall Corr Fac (SMT)	1,565	1,774	152	8.6%	70	3.9%	12.5%
Pine River Corr Fac (SPR)	759	851	66	7.8%	27	3.2%	10.9%
Pugsley Corr Fac (MPF)	1,601	1,729	62	3.6%	47	2.7%	6.3%
Riverside Corr Fac (RCF)	1	1	0	0.0%	0	0.0%	0.0%
Ryan Corr Fac (RRF)	888	1,051	86	8.2%	47	4.5%	12.7%
Saginaw Corr Fac (SRF)	2,618	3,045	144	4.7%	130	4.3%	9.0%
SAI Program - Male (SAI)	92	101	4	4.0%	3	3.0%	6.9%
St. Louis Corr Fac (SLF)	2,371	2,630	141	5.4%	93	3.5%	8.9%
Straits Corr Fac (KTF)	1	1	0	0.0%	0	0.0%	0.0%
Thumb Corr Fac (TCF)	1,987	2,330	204	8.8%	69	3.0%	11.7%
West Shoreline Corr Fac (MTF)	1,270	1,406	158	11.2%	150	10.7%	21.9%
Women's Huron Valley (WHV)	2,460	3,009	571	19.0%	188	6.2%	25.2%
Woodland Center Corr Fac (WCC)	6	6	0	0.0%	0	0.0%	0.0%
TOTAL	79,636	90,295	4,705	5.2%	3,697	4.1%	9.3%

SOURCE: Corrections Management Information System

F4 Litigation Statistics, 2006-2010

CATEGORY	2006	2007	2008	2009	2010
Access to Courts	6	18	12	8	4
Community Residential Program	2	0	0	0	0
Conditions of Confinement	20	25	21	18	13
Disciplinary Process	58	9	5	9	8
Discrimination	4	4	2	10	5
Employee - Civil Service Commission	2	0	0	0	0
Employee - Discrimination	9	8	9	7	8
Employee - Other	9	12	13	10	8
Failure to Protect - Prisoner	12	7	14	12	8
Failure to Protect - Public	1	1	0	0	0
Federal Habeas Corpus	644	628	633	487	463
Food	2	1	3	0	0
Freedom of Information Act	6	2	2	6	4
Harassment	39	41	47	35	41
Mail - Legal	7 ²	6 ²	11	14	10
Mail - Non Legal	4	7	4	7	1
Medical	43	71	69	61	66
Miscellaneous	17	8	13	15	15
Parole Appeal ¹	87	46	73	57	71
Parole Revocation Process	58	60	51	46	32
Personal Injury - Prisoner	3	5	6	7	5
Personal Injury - Public	0	1	1	1	0
Petitions for Review - APA	104	123	163	155	108
Programming	11	8	4	3	1
Property	9	11	9	10	3
Property - Legal	2	5	3	2	3
Religion	25	26	24	19	8
Searches	1	2	1	0	2
Security Classification	23	22	23	10	6
State Habeas (Challenge Conviction)	88	96	110	96	97
Time Computation	31	25	42	23	17
Transfer	3	1	1	5	2
Uncategorized	0	9	0	0	0
Use of Force	7	15	20	13	11
Use of Restraints	0	2	0	0	0
Visits	1	1	3	0	4
TOTAL LAWSUITS	1,338	1,306	1,392	1,146	1024

¹ This category includes all appeals of Parole Board decisions to Circuit Court under MCL 791.234(7). It includes most cases which were in the "Parole Release Process" category in earlier years.

² These numbers were reported as 'zero' in the 2008 and 2009 Statistical Reports; however, the totals for the columns in those reports were correct.

SOURCE: Operations Support Administration, Office of Legal Affairs



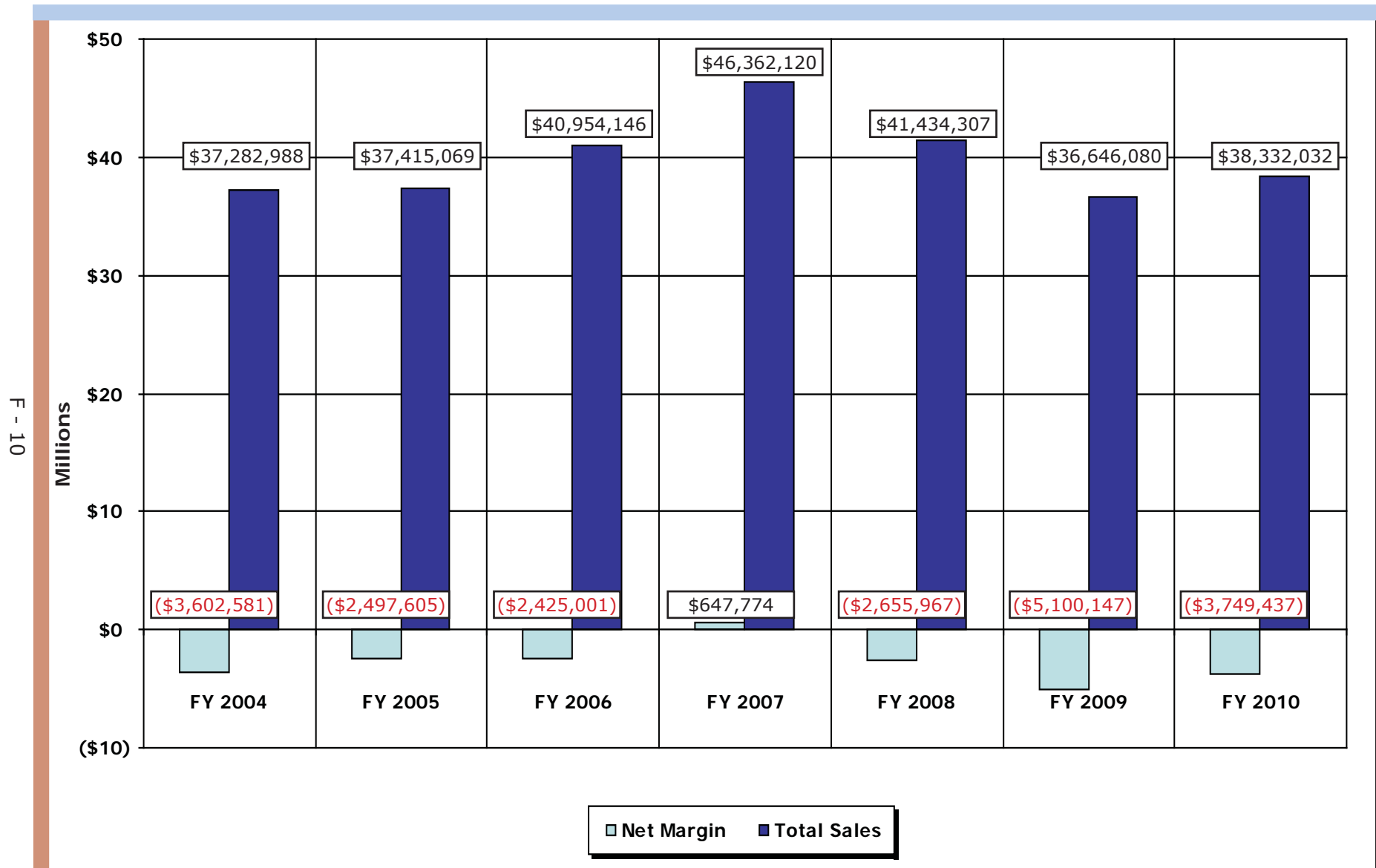
Michigan State Industries

Table F5 presents a seven-year history of total sales and net margin for Michigan State Industries.

Table F6 provides a comparison of total sales and net margin from factory operations, broken down by individual factory and fiscal years (FY 2008 and FY 2009).

The hourly pay schedule for prisoners employed in correctional industries is shown in **Table F7**.

F5 Industries Seven-Year History of Total Sales and Net Margin, FY 2004 - FY 2010



Source: Correctional Facilities Administration, Office of Employment Readiness

F6 Comparison of Total Sales and Net Margin From Factory Operations FY 2009 - FY 2010 *(In Thousands)*

FACTORY Operations	SALES		NET MARGIN or (Loss)	
	FY 2009	FY 2010	FY 2009	FY 2010
Brooks Laundry	\$ 1,763	\$ 2,178	\$ 194	\$ 370
Carson City Garment	3,273	4,075	640	868
Carton	170	160	(34)	(24)
Chippewa Garment	978	1,182	(39)	185
Chippewa Laundry	1,725	1,583	(274)	(180)
Dental Lab	183	175	(57)	(59)
Huron Valley Garment	0	0	0	(30)
Ionia Furniture	816	0	(920)	0
Jackson Dairy	4,144	4,157	(381)	(269)
Jackson Garment	785	1,255	182	392
Jackson Laundry	1,254	343	(354)	(1,231)
Janitorial Products	3,206	2,971	(321)	(1,139)
Kinross Garment	1,816	1,600	(227)	(207)
License/Plate	1,418	1,761	(390)	(151)
Marquette Dairy	253	227	(480)	12
Marquette Garment	786	542	(102)	(66)
Mattress	1,095	1,189	94	159
Meat Processing	3,790	3,592	(938)	(676)
Metal Furniture	613	1,158	(507)	(1,436)
Optical Lab	285	341	(143)	(61)
Print Shop	749	929	(195)	(45)
Ryan Building	0	0	(61)	0
Sawmill	333	16	(221)	(553)
Shoe	1,852	1,936	12	220
Sign Shop	358	516	(193)	(138)
Textile	3,463	4,329	(255)	388
Thumb Laundry	1,503	2,073	(98)	(60)
Vinyl Products	35	45	(31)	(20)
TOTAL	\$ 36,646	\$ 38,333	\$ (5,099)	\$ (3,751)

NOTES: Dollar amounts are rounded to the nearest thousand.
 Negative Net Margin represents a loss.
 Differences between figures in Tables F5 and F6 are due to miscellaneous revenue.

Source: Correctional Facilities Administration, Office of Employment Readiness

F7 2010 Correctional Industries Hourly Pay Schedule

CLASS	Automatic Increases		
	Start	30-Day	60-Day
	A	B	C
2. Semi-Skilled	.35	.40	.45
3. Skilled	.50	.55	.60
4. Highly Skilled	.65	.70	.75
5. Specialist	.80	.85	.90

NOTE: There is no Class 1 pay grade. Prisoners start at 2A and receive automatic increases up to 3C.

Class 4 & 5 rates are not automatic increases. Each factory has a finite number of 4 & 5 positions. Prisoners bid on openings as they become available.

Merit increases have been eliminated. Anyone currently at a pay rate which exceeds the maximum rate for that classification will be frozen.

Source: Correctional Facilities Administration, Office of Employment Readiness



Bureau of Health Care Services

This section presents charts regarding the cost of health care services for prisoners. Services are provided by the Bureau of Health Care Services. The Bureau has two main goals:

- Provide cost-effective care.
- Provide quality care.

Charts F8 and F9 summarize the Department's prisoner health care costs.

- **Chart F8** is a table/graph combination showing costs per prisoner health care for FY 2001 through FY 2010. Further, it distinguishes between *medical, dental and psychological services* provided or controlled directly by the Department of Corrections versus *mental health* care costs provided directly by the Department of Community Health (DCH) for prisoners with serious mental illness.
- **Chart F9** shows a detailed breakdown of the trend of prisoner health care costs for FY 2001 through FY 2010 under direct control of the Department of Corrections, (i.e. excluding the DCH costs).

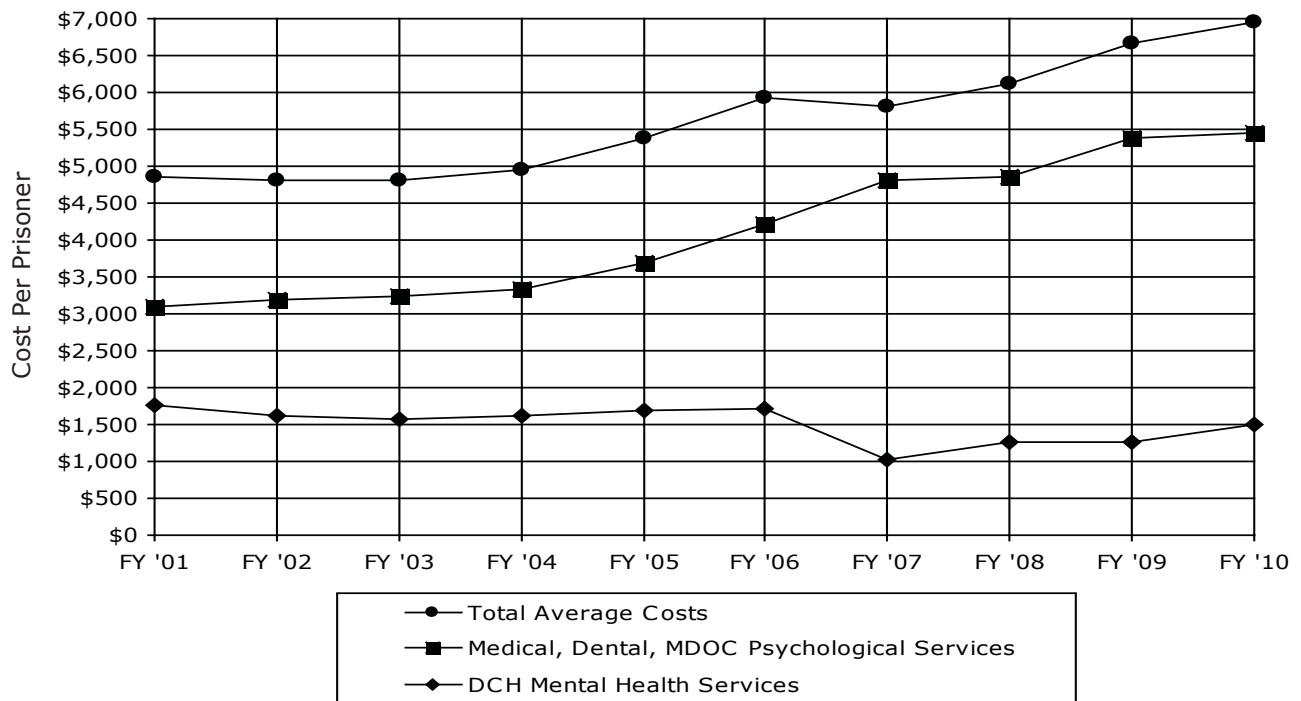
*(Note: The former **Chart F10**, 'Consent Decree Health Care Expenditures', was last published in the 2008 Statistical Report. The conclusion of the Consent Decree made the chart obsolete.)*

F8 Health Care Expenditures Profile

FY 2001 - FY 2010

Fiscal Year	Average Population*	Annual Percent Change	Average Cost Per Prisoner			
			Medical, Dental, MDOC Psychological Services (MDPS)	MDPS Annual Percent Change	DCH** Mental Health	TOTAL
2001	48,528	3.3%	3,101	9.2%	1,766	4,867
2002	49,855	2.7%	3,197	3.1%	1,615	4,812
2003	50,561	1.4%	3,250	1.7%	1,560	4,810
2004	49,179	(2.7%)	3,322	2.2%	1,624	4,946
2005	48,907	(0.6%)	3,690	11.1%	1,698	5,388
2006	50,595	3.5%	4,223	14.4%	1,706	5,929
2007	51,397	1.6%	4,801	13.7%	1,019	5,820
2008	50,577	(1.6%)	4,849	1.0%	1,260	6,109
2009	48,435	(4.2%)	5,392	11.2%	1,265	6,657
2010	45,652	(5.8%)	5,460	1.3%	1,503	6,963

Total Average Cost Per Prisoner



*Based on Service Population. Service population includes Correctional Facilities and ReEntry Centers.

** Mental Health costs under direct control of the Department of Community Health (DCH) for prisoners with serious mental illness.

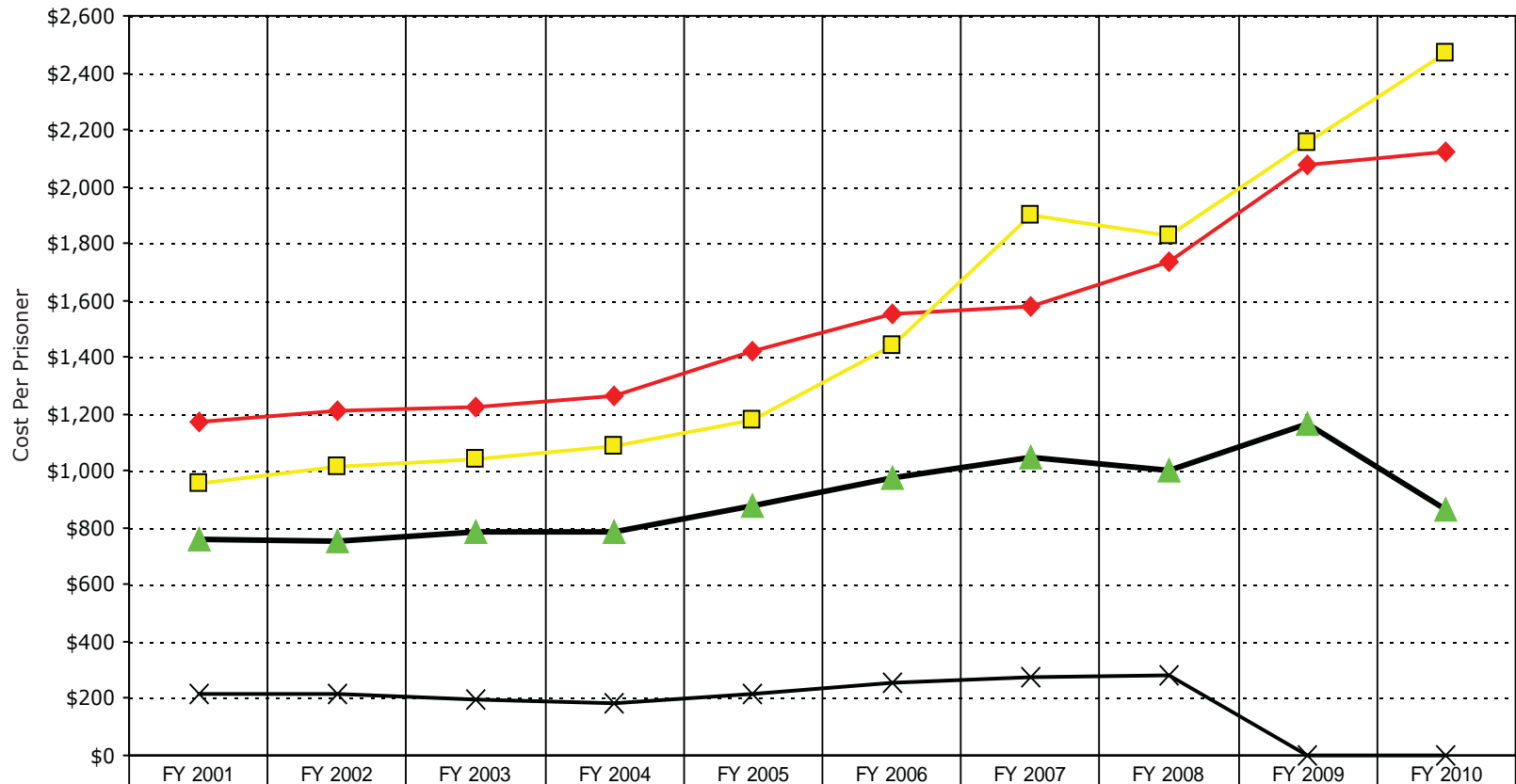
NOTE: Numbers in this table reflect a system of reporting expenditures in the year they were paid.

Sources: Correctional Facilities Administration, Bureau of Health Care Services

F9 Trend of Per Prisoner Health Care Expenditures Under Direct Control of MDOC

FY 2001 - FY 2010*

F - 15



◆ Base Personnel	\$1,170	\$1,212	\$1,224	\$1,265	\$1,421	\$1,554	\$1,577	\$1,738	\$2,076	\$2,125
□ Hospital/Specialty	\$955	\$1,016	\$1,040	\$1,084	\$1,179	\$1,441	\$1,898	\$1,830	\$2,153	\$2,469
▲ Other Operating	\$761	\$751	\$787	\$789	\$875	\$973	\$1,048	\$1,002	\$1,163	\$866
× Consent Decreases	\$215	\$218	\$199	\$184	\$216	\$256	\$278	\$280	\$0	\$0

*Excludes mental health costs under the direct control of the Department of Community Health. Costs in this table are reported based on a system of reporting expenditures in the year they were paid. Hadix and DOJ Consent Decree funding transferred to various accounts.

Sources: Correctional Facilities Administration, Bureau of Health Care Services

Department Operations



Department Expenditures and Personnel Summaries

This section summarizes how the Department spent its fiscal year 2010 appropriations and presents statistics regarding the Department's employees.

Table F11 shows spending broken down by facilities and other Departmental operations. **Table F11a** is a summary chart of Department spending by function.

The **Tables F12** and **F12a** present information about the number and characteristics of Department employees by location.

F11 Gross Expenditures and Encumbrances Excluding Capital Outlay - FY 2010 *

F - 18

Location	Percent	Expenditures
Central Office Administration ¹	2.03%	\$39,742,617
Department-Wide Costs:		
County Jail Reimbursement	0.42%	\$8,209,441
Equipment and Special Maintenance	0.12%	\$2,425,500
Inmate Legal Services Program	0.04%	\$751,914
Prisoner Reintegration Programs	2.69%	\$52,715,647
Prosecutorial and Detainer Expenses	0.24%	\$4,721,000
Substance Abuse Programs	0.97%	\$19,067,509
Training (New Employee/Projects)	0.01%	\$250,414
Workers Compensation	0.96%	\$18,865,537
Office of Community Corrections	1.51%	\$29,554,274
Field Operations, including CRP	10.27%	\$201,475,505
Health Care/Clinical	13.20%	\$258,775,392
Consent Decree	2.94%	\$57,653,263
Information Technology	1.12%	\$21,881,684
Correctional Facilities:		
Correctional Facilities Administration	2.19%	\$42,958,851
Prison Food Service	3.76%	\$73,680,337
Transportation	1.31%	\$25,726,199
Prison Store Operations	0.24%	\$4,756,202
Alger Maximum Correctional Facility ²	1.40%	\$27,475,878
Baraga Maximum Correctional Facility ³	1.66%	\$32,625,973
Bellamy Creek Correctional Facility	1.99%	\$39,072,332
E.C. Brooks Correctional Facility	2.31%	\$45,246,180
Carson City Correctional Facility	2.38%	\$46,654,239
Chippewa Correctional Facility	2.45%	\$48,099,322
Cooper Street Correctional Facility	1.42%	\$27,829,305
G. Robert Cotton Correctional Facility	1.99%	\$39,112,261
Charles E. Egeler Correctional Facility	1.98%	\$38,739,257
Richard A Handlon Correctional Facility	1.17%	\$22,997,765
Gus Harrison Correctional Facility	2.25%	\$44,084,200

Location	Percent	Expenditures
Huron Valley Complex ⁴	2.97%	\$58,188,096
Ionia Area Support & Services ⁵	0.00%	\$0
Ionia Maximum Correctional Facility	1.49%	\$29,272,921
Jackson Area Support & Services ⁶	0.00%	\$0
Kinross Correctional Facility ⁷	1.84%	\$36,176,094
Lakeland Correctional Facility ⁸	2.53%	\$49,605,240
Macomb Correctional Facility	1.44%	\$28,153,591
Marquette Branch Prison	1.92%	\$37,680,050
Maxey/Woodland Center Correctional Facility ⁴	0.89%	\$17,542,416
Michigan Reformatory ⁹	1.49%	\$29,279,045
Mound Correctional Facility	1.45%	\$28,388,924
Muskegon Correctional Facility ¹⁰	0.57%	\$11,180,935
Muskegon Correctional Facility - PA ¹⁰	0.74%	\$14,589,880
Newberry Correctional Facility	1.41%	\$27,639,895
Northern Region Admin and Support ¹¹	0.18%	\$3,592,044
Oaks Correctional Facility	1.63%	\$31,888,033
Ojibway Correctional Facility ¹²	1.03%	\$20,181,396
Parnall Correctional Facility	1.33%	\$26,093,805
Pine River Correctional Facility	1.09%	\$21,367,673
Pugsley Correctional Facility	1.13%	\$22,063,647
Ryan Correctional Facility	1.55%	\$30,462,343
Saginaw Correctional Facility	1.60%	\$31,406,999
Scott Correctional Facility ¹³	0.00%	\$0
Southeastern Region Admin and Support ⁶	0.99%	\$19,436,683
Southwestern Region Admin and Support ⁵	0.71%	\$13,835,780
Special Alt Inc Prog (Cassidy Lake)	0.56%	\$11,005,743
St. Louis Correctional Facility	2.62%	\$51,385,246
Standish Maximum Correctional Facility ¹⁴	0.28%	\$5,449,823
Thumb Correctional Facility	1.52%	\$29,877,444
Total	100.00%	\$1,960,891,744

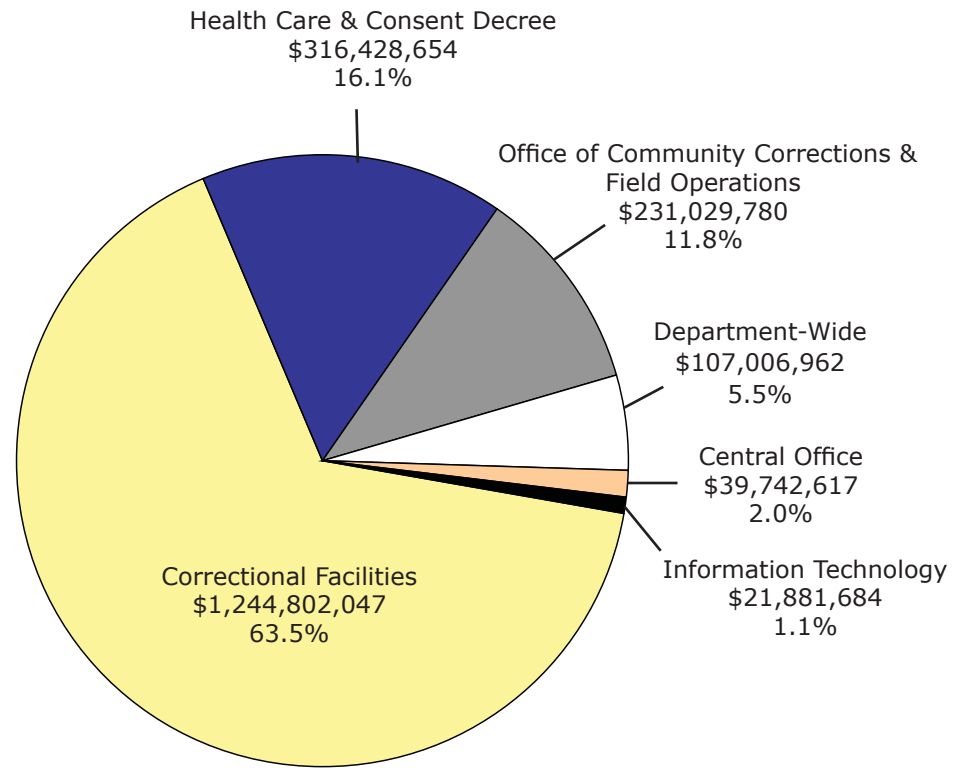
* This report includes all funds. FY10 gross expenditures report contains costs funded by \$14,589,880 in reimbursements from other states, \$15,655,605 in offender collections, \$4,834,613 in grants, and \$6,829,002 in other revenues. Total other funding sources \$41,909,100.

¹ FY10 - Includes \$10 million Neal, et al settlement payment; ² FY10 - Camp Cusino under Alger Maximum Correctional Facility closed June 2009; ³ FY10 - Camp Kitwen under Baraga Maximum Correctional Facility closed July 2009; ⁴ FY10 - Maxey/Woodland Center Correctional Facility opened April 2009 funded under Huron Valley Complex, appropriation established FY2010; ⁵ FY10 - Ionia Area Support & Services renamed Southwestern Region Admin and Support; ⁶ FY10 - Jackson Area Support & Services renamed Southeastern Region Admin and Support; ⁷ FY10 - Hiawatha Correctional Facility under Kinross Correctional Facility closed August 2009; ⁸ FY10 - Camp Branch under Lakeland Correctional Facility closed February 2009; ⁹ FY10 - Deerfield Correctional Facility under Michigan Reformatory closed March 2009; ¹⁰ FY10 - Muskegon Correctional Facility closed January 2010 to Michigan prisoners, opened to Pennsylvania prisoners February 2010; ¹¹ FY10 - Northern Region Admin and Support appropriation established, reducing facility lines; ¹² FY10 - Camp Ottawa under Ojibway Correctional Facility closed July 2009; ¹³ FY10 - Scott Correctional Facility closed May 2009; ¹⁴ FY10 - Standish Maximum Facility and Camp Lehman closed November 2009; FY10 - 1% pay increase.

SOURCE: Operations Support Administration, Bureau of Fiscal Management

F11a FY 2010 Corrections Operating Expenditures: \$1,960,891,744

F - 19



Correctional Facilities, including Health Care and Consent Decree: \$1,561,230,701 = 79.6%

SOURCE: Operations Support Administration, Bureau of Fiscal Management

F12 Number of Employees as of December 25, 2010

Location	Employees	Total Minority Employees	Total Corrections Officers ¹	Total Female Corrections Officers	Total Minority Corrections Officers
Alger Maximum Correctional Facility (LMF)	281	17	189	26	12
Baraga Maximum Correctional Facility (AMF)	370	27	252	22	20
Bellamy Creek Correctional Facility (IBC)	434	49	277	36	34
Brooks, Earnest C. Correctional Facility (LRF)	520	150	312	69	92
Carson City Correctional Facility (DRF)	523	36	323	51	22
Central Michigan Correctional Facility (STF)	492	38	317	45	20
Central Office (CO)	583	102	34	4	1
CFA Regional Offices - Northern (Admin & Support)	61	10	0	0	0
CFA Regional Offices - Southern (Admin & Support)	128	18	0	0	0
CFA Regional Support - Ionia (Bus Off, Maint, Transp)	66	8	21	3	6
Chippewa Correctional Facility (URF)	545	72	343	48	52
Cooper Street Correctional Facility (JCS)	446	91	205	34	36
Cotton, G. Robert Correctional Facility (JCF)	446	82	287	50	54
Crane, Florence Correctional Facility (ACF)	248	15	148	28	7
Egeler, Charles E. Recep & Guid Center (RGC)	613	110	295	44	41
Field Operations Administration (FOA) - Metro	876	500	10	3	6
Field Operations Administration (FOA) - Outstate	991	139	1	0	0
Handlon, Richard A. Corr. Facility (MTU)	295	21	178	32	9
Harrison, Gus Correctional Facility (ARF)	569	68	373	48	52
Ionia Maximum Correctional Facility (ICF)	321	46	231	37	27
Kinross Correctional Facility (KCF)	407	69	278	36	57
Lakeland Correctional Facility (LCF)	277	19	182	28	13
Macomb Correctional Facility (MRF)	348	112	221	50	69
Marquette Branch Prison (MBP)	381	19	238	19	12
Michigan Reformatory (RMI)	352	49	223	32	31
Michigan State Industries (BCI)	145	12	0	0	0
Mound Correctional Facility (NRF)	324	253	219	52	173
Muskegon Correctional Facility (MCF)	226	69	149	33	47
Newberry Correctional Facility (NCF)	288	28	192	31	19
Oaks Correctional Facility (ECF)	339	9	231	31	8
Ojibway Correctional Facility (OCF)	253	6	145	10	4
Parnall Correctional Facility (SMT)	303	69	174	29	39
Pugsley Correctional Facility (MPF)	256	12	157	17	6
Ryan Correctional Facility (RRF)	330	252	223	63	172
Saginaw Correctional Facility (SRF)	359	52	228	44	37
St. Louis Correctional Facility (SLF)	353	27	229	23	14
Thumb Correctional Facility (TCF)	338	64	213	48	43
Women's Huron Valley Corr. Facility (WHV)	622	355	443	357	291
Woodland Center Correctional Facility (WCC)	222	74	47	2	11
TOTALS	14,931	3,149	7,588	1,485	1,537

¹ Includes Corrections Officers, Corrections Medical Aides, and Resident Unit Officers

SOURCE: Operations Support Administration, Bureau of Human Resources

F12a Corrections Officers ¹ as of December 25, 2010

INSTITUTION	MALES	FEMALES	TOTAL
Alger Maximum Correctional Facility (LMF)	163	26	189
Baraga Maximum Correctional Facility (AMF)	230	22	252
Bellamy Creek Correctional Facility (IBC)	241	36	277
Brooks, Earnest C. Correctional Facility (LRF)	243	69	312
Carson City Correctional Facility (DRF)	272	51	323
Central Michigan Correctional Facility (STF)	272	45	317
Central Office (CO)	30	4	34
CFA Regional Support - Ionia (Bus Off, Maint, Transp)	18	3	21
Chippewa Correctional Facility (URF)	295	48	343
Cooper Street Correctional Facility (JCS)	171	34	205
Cotton, G. Robert Correctional Facility (JCF)	237	50	287
Crane, Florence Correctional Facility (ACF)	120	28	148
Egeler, Charles E. Recep & Guid Center (RGC)	251	44	295
Field Operations Administration (FOA)	8	3	11
Handlon, Richard A. Corr. Facility (MTU)	146	32	178
Harrison, Gus Correctional Facility (ARF)	325	48	373
Ionia Maximum Correctional Facility (ICF)	194	37	231
Kinross Correctional Facility (KCF)	242	36	278
Lakeland Correctional Facility (LCF)	154	28	182
Macomb Correctional Facility (MRF)	171	50	221
Marquette Branch Prison (MBP)	219	19	238
Michigan Reformatory (RMI)	191	32	223
Mound Correctional Facility (NRF)	167	52	219
Muskegon Correctional Facility (MCF)	116	33	149
Newberry Correctional Facility (NCF)	161	31	192
Oaks Correctional Facility (ECF)	200	31	231
Ojibway Correctional Facility (OCF)	135	10	145
Parnall Correctional Facility (SMT)	145	29	174
Pugsley Correctional Facility (MPF)	140	17	157
Ryan Correctional Facility (RRF)	160	63	223
Saginaw Correctional Facility (SRF)	184	44	228
St. Louis Correctional Facility (SLF)	206	23	229
Thumb Correctional Facility (TCF)	165	48	213
Women's Huron Valley Corr. Facility (WHV)	86	357	443
Woodland Center Correctional Facility (WCC)	45	2	47
TOTALS	6,103	1,485	7,588

¹ Includes Corrections Officers, Corrections Medical Aides, and Resident Unit Officers

SOURCE: Operations Support Administration, Bureau of Human Resources

Michigan Prisoner ReEntry Initiative



The **Michigan Prisoner ReEntry Initiative (MPRI)**, implemented in the summer of 2005, is a state-wide initiative, spearheaded by the Governor and supported by various state departments, local elected officials, and faith-based and community-based organizations in partnership with the Michigan Department of Corrections.

The **VISION** of the MPRI is that every inmate released from prison will have the tools needed to succeed in the community.

The **MISSION** of the MPRI is to reduce crime by implementing a seamless plan of services and supervision developed with each offender — delivered through state and local collaboration — from the time the offender enters prison through the offender's transition, reintegration, and aftercare in the community.

The **GOALS** of the MPRI are to:

- **Promote public safety** by reducing the threat of harm to persons and their property by offenders who have been released (re-entry) into respective communities.
- **Increase success rates of offenders** who transition from prison by fostering effective risk management and treatment programming, offender accountability, and community and victim participation.

THE THREE-PHASE, SEVEN-DECISION-POINT MPRI MODEL

The MPRI Model involves improved decision making at seven critical decision points in the three phases of the custody, release, and community supervision/discharge process.

PHASE ONE – GETTING READY

The **institutional phase** describes the details of events and responsibilities which occur during the offender's imprisonment from admission until the point of the parole decision and involves the first two major decision points:

- 1. Assessment and classification:**
Measuring the offender's risks, needs, and strengths.
- 2. Inmate programming:**
Assignments to treatment programs that reduce risk, address need, and build on strengths.

PHASE TWO – GOING HOME

The **transition to the community or re-entry phase** begins approximately six months before the offender's target release date. In this phase, highly specific re-entry plans are organized that address housing, employment, and services to address addiction and mental illness. Phase Two involves the next two major decision points:

- 3. Inmate release preparation:**
Developing a strong, public-safety-conscious parole plan.

- 4. Release decision making:**
Improving parole release guidelines.

PHASE THREE – STAYING HOME

The **community and discharge phase** begins when the inmate is released from prison and continues on community parole supervision until discharge. In this phase, it is the responsibility of the former inmate, human services providers, and the offender's network of community supports and mentors to assure continued success. Phase Three involves the final three major decision points of the transition process:

- 5. Supervision and services:**
Providing flexible and firm supervision and services.
- 6. Revocation decision making:**
Using graduated sanctions to respond to behavior.
- 7. Discharge and aftercare:**
Determining community responsibility to "take over" the case.

The maps on pages **G-4 through G-6** show the first round of eight pilot sites consisting of 18 counties, and the second round adding seven more counties. The last round brought all remaining counties onboard. Also, the maps show the counties to which the in-reach facilities release parolees. For each county or group of counties, a community coordinator was hired to seek community

CONTINUED ON PAGE G - 2

input in the development of a local Comprehensive Prisoner ReEntry Plan to help prepare each community for the re-entry of prisoners into their communities. The map on page **G-7** brings us to the current status of the statewide MPRI sites and in-reach prisons.

The key to the MPRI Model is the development and use of Transition Accountability Plans (TAP) at critical phases in the prisoner transition process. The TAPs succinctly describe exactly what is expected for a successful re-entry process as illustrated by the chart on page **G-8**.

Institutional Parole Agents begin the process of case management and TAP development. The TAP process begins soon after offenders enter prison.

The objective of the TAP process is to develop a seamless system of programming and service delivery ensuring that upon the prisoner's return to the community, appointments for needed services and 'real world' needs are met. Examples of these needs include:

- mental health treatment;
- substance abuse treatment;
- housing;
- financial assistance;
- identification documents;
- transportation;
- employment or vocational training; and
- family reunification and support, when appropriate.

TRACKING MPRI OUTCOMES

The follow up of MPRI-related offenders who are released to the community is being done by systematically tracking individual offender release cohorts since the MPRI is being implemented in stages to build toward the full MPRI Model.

For example, the Intensive ReEntry Units (IRU's) that were implemented in 2005 were actually "precursors" to the MPRI because while they served as a testing ground for some initial MPRI practices, the full MPRI Model had not yet been implemented.

Similarly, the activity for the first and second rounds of official MPRI pilot sites and subsequent statewide implementation was concentrated on Phases II and III of the MPRI Model because the new, dynamic risk/needs assessment instrument (COMPAS) that is the linchpin of Phase I at the point of reception into prison was not fully implemented at the reception and guidance centers until October 2008. COMPAS is being used to develop TAPs at each In-Reach Facility to inform community-based planning. Thus, as each cohort of MPRI-related cases transitions to parole with the escalating benefit of the MPRI Model in place, it is expected that progressively improving recidivism outcomes will be apparent.

In recognition of variable failure rates among offenders with different characteristics, and in light of the fact that the prisoners chosen for the MPRI by the Parole and Commutation Board (PCB) tend to be moderate to high risk for re-offense, the Office of Research and Planning has developed matched comparisons, rather than just continuing to compare all cases to the overall baseline. While this complicated undertaking will continue to be refined, Office of Research and Planning analysts have already determined that county of release and a history of returns to prison as a parole violator (recidivism) are the two most significant factors identified so far in the differentiation between parole outcomes.

In the case of county of release, the differentiation is likely driven by local prosecutorial charging and plea bargaining practices as well as local issues such as economic/employment and housing prospects within depressed areas. The formal MPRI evaluation will eventually include examination of local community dynamics such as these.

In the case of history of prior parole failure, supplementary analysis of the 1998 baseline recidivism data shows that parolees who have a history of being returned to prison as parole violators (for either technical violations or new sentences) have a 24% greater likelihood of again failing on parole when next released, compared to parolees with no prior history of parole failure.

As proof of performance that the MPRI is targeting offenders who are otherwise likely to fail on parole, 48% of the MPRI cases paroled through December of 2010 had a history of prior parole failure, while only 35% of the 1998 baseline paroles had a history of prior parole failure. Thus, when controlling for history of prior parole failure the overall MPRI recidivism outcomes through December of 2010 show a 36% relative rate reduction in total returns to prison so far when compared against the 1998 baseline, or an absolute reduction off 3,790 fewer returns to prison.

It is also important to reiterate that these outcome results are based on preliminary tracking methodology. They represent neither statistically significant findings derived from rigorous evaluation, nor definitive demonstration of the cause and effect of MPRI on offender success. While very encouraging, these preliminary results will eventually have to

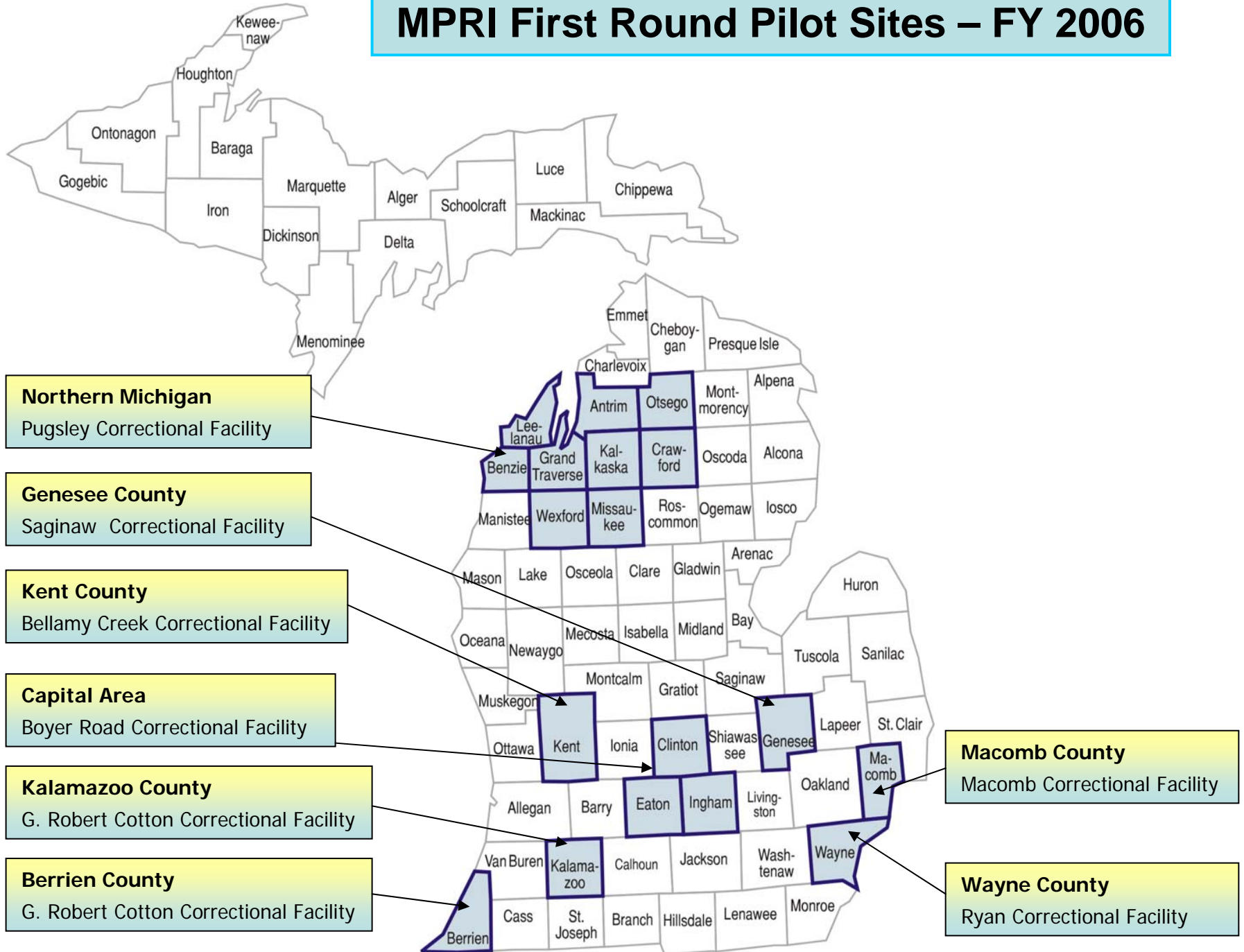
CONTINUED ON PAGE G - 3

be subjected to more statistical controls and a more sophisticated array of methodologies, as well as broader outcomes measures (e.g., intermediate outcomes such as offender employment, and additional recidivism outcomes such as re-arrests and re-convictions), and, of course, full completion of standardized, uniform follow-up periods by each of the individual cohorts.

The table on page **G-9** shows the more detailed status and recidivism levels of the first 13 offender release cohorts as of the end of December 2010.

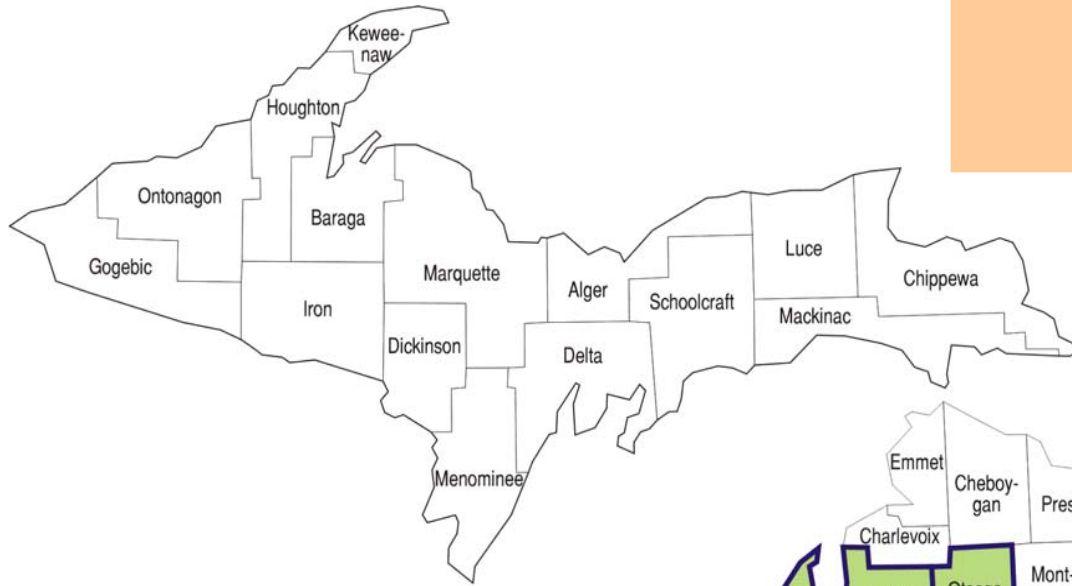
For recent MPRI status reports, go online at <http://www.michigan.gov/corrections>. Click on "Publications & Information," and finally, click on "Legislative Reports."

MPRI First Round Pilot Sites – FY 2006



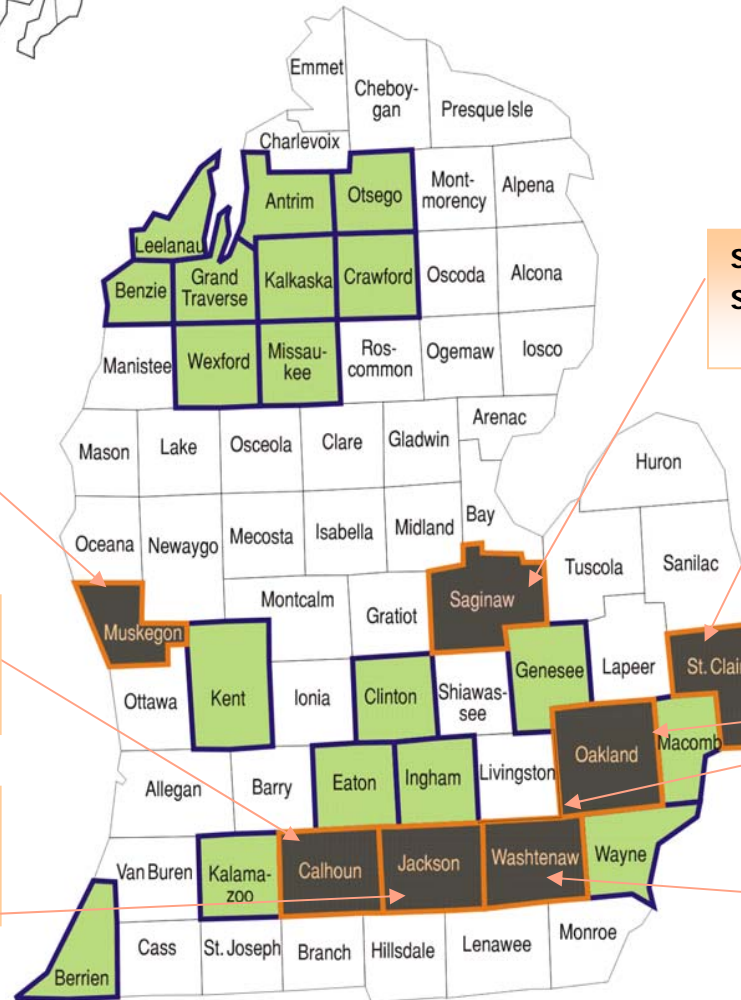
MPRI Round 2

Pilot Sites



- Round 1 – FY 2006
- Round 2 – FY 2007

G - 5



Saginaw County
Saginaw Correctional Facility

St. Clair County
Macomb Correctional Facility

Oakland & Livingston Counties
Macomb Correctional Facility

Washtenaw County
Gus Harrison Correctional Facility

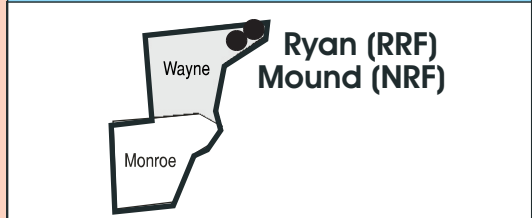

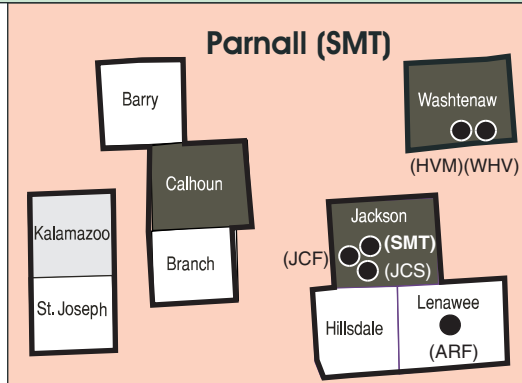
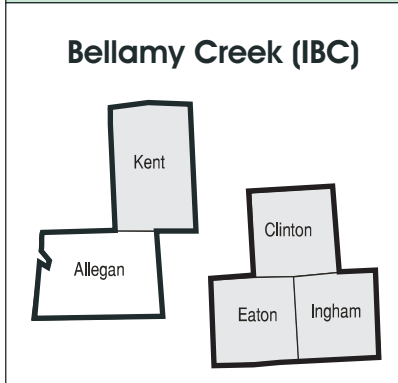
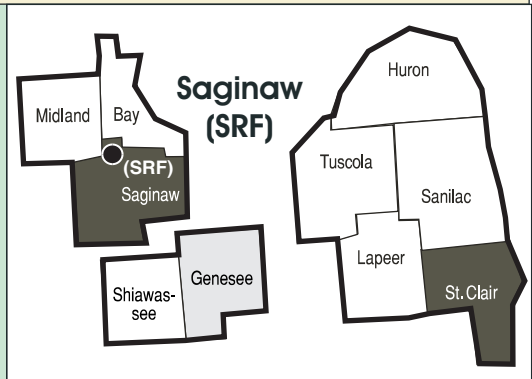
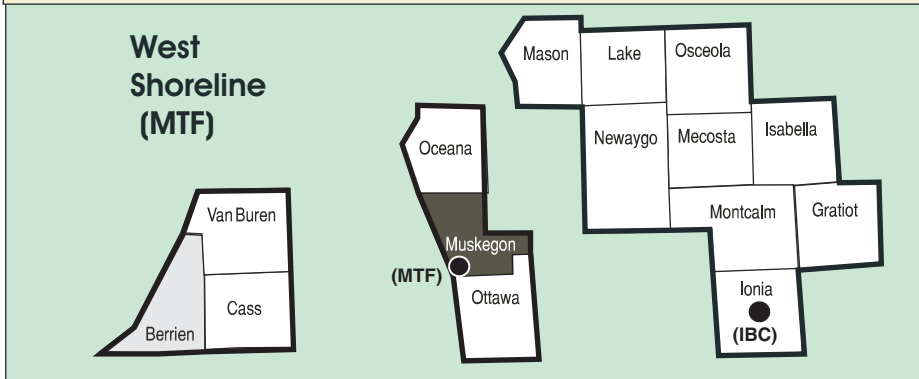
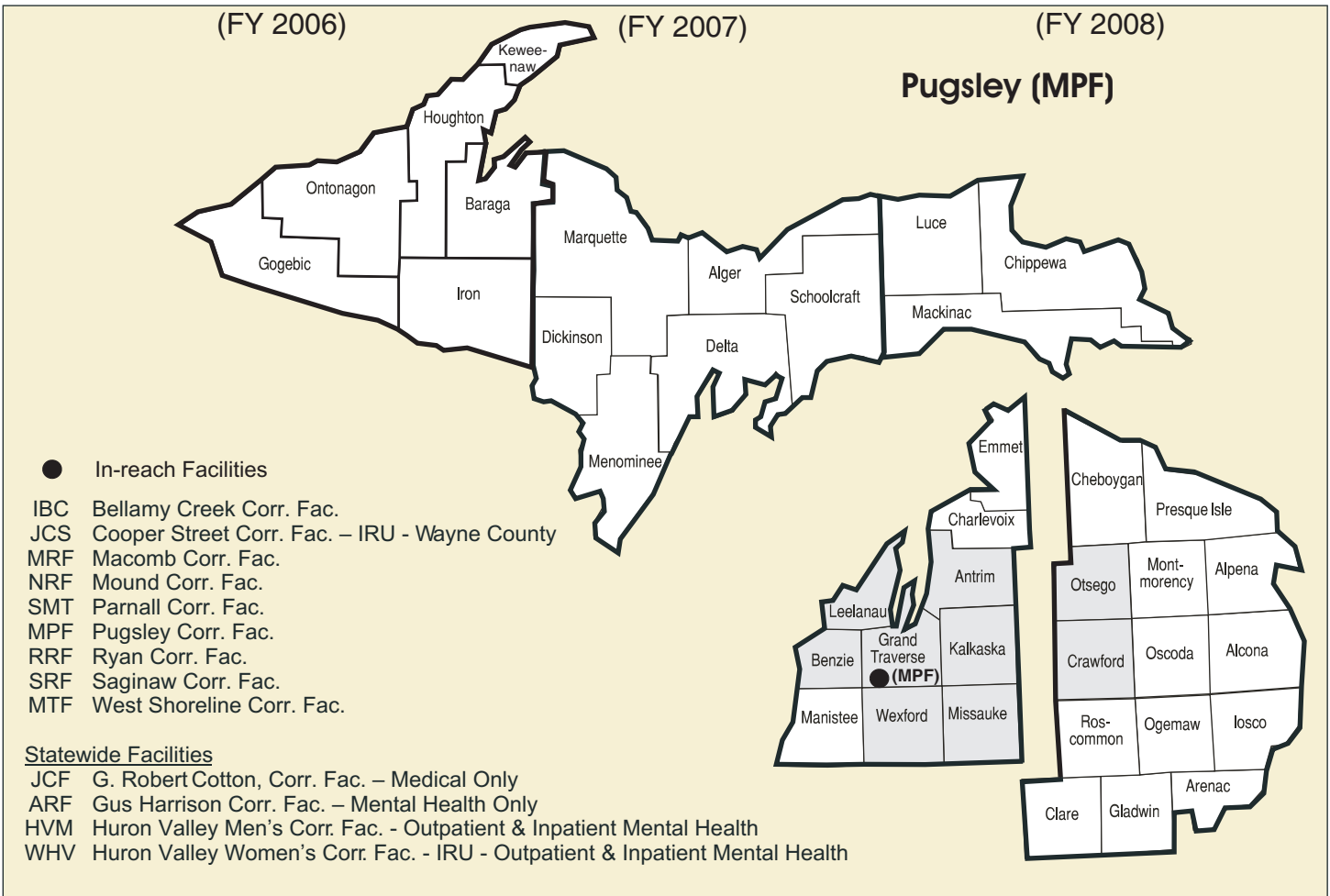
Muskegon County
West Shoreline Correctional Facility

Calhoun County
Florence Crane Correctional Facility

Jackson County
Parnall Correctional Facility

STATEWIDE IMPLEMENTATION

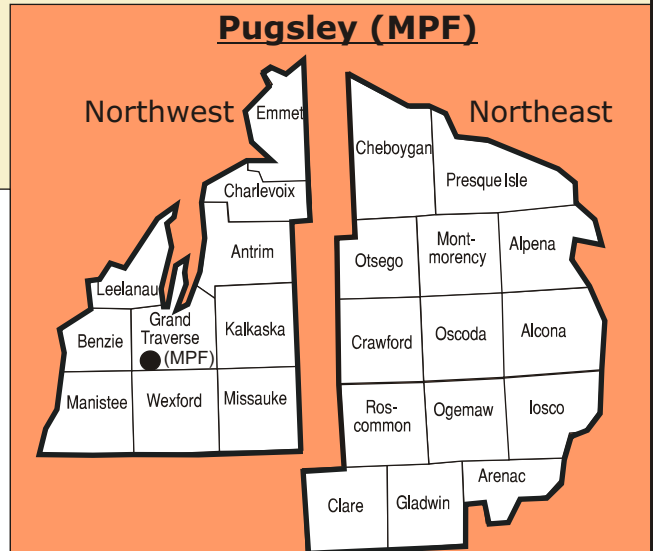
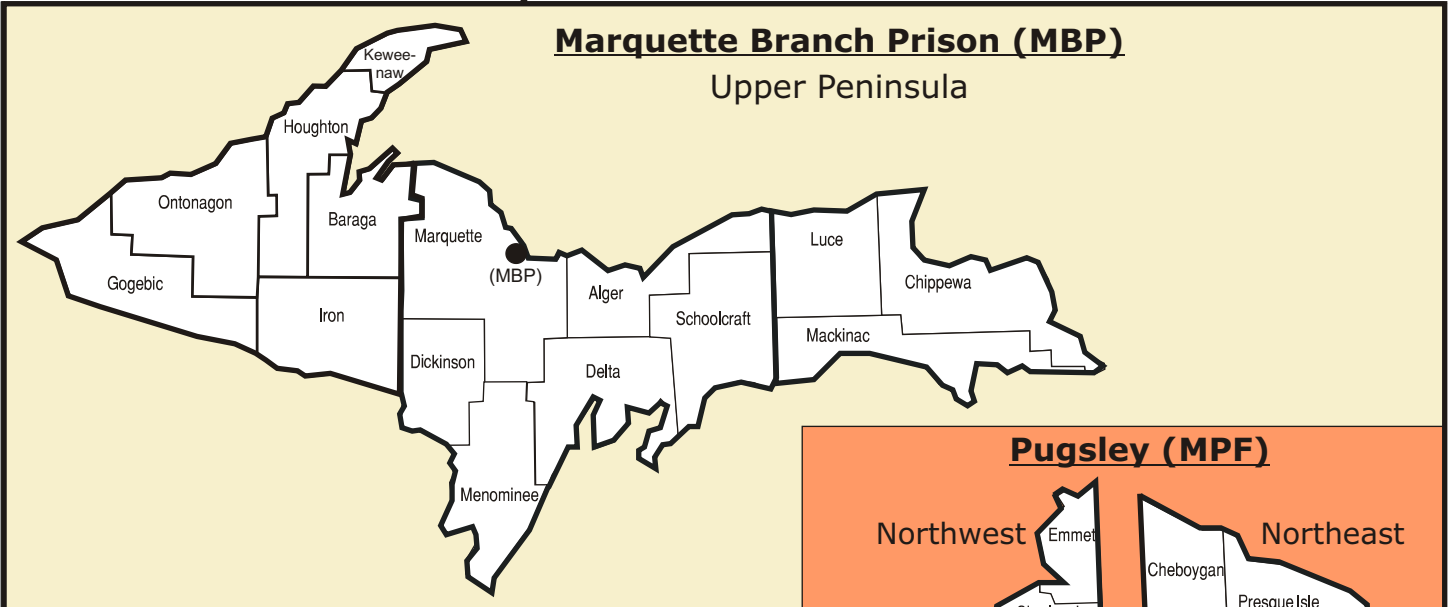
MPRI Round I (FY 2006)
 MPRI Round II (FY 2007)
 MPRI Round III (FY 2008)



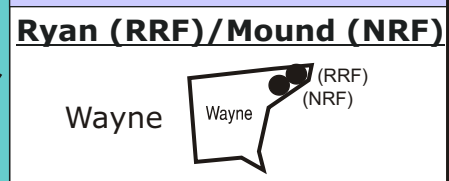
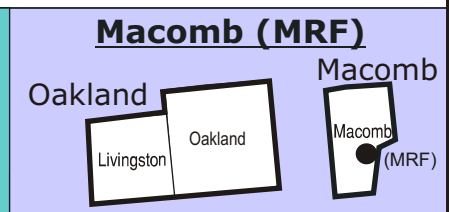
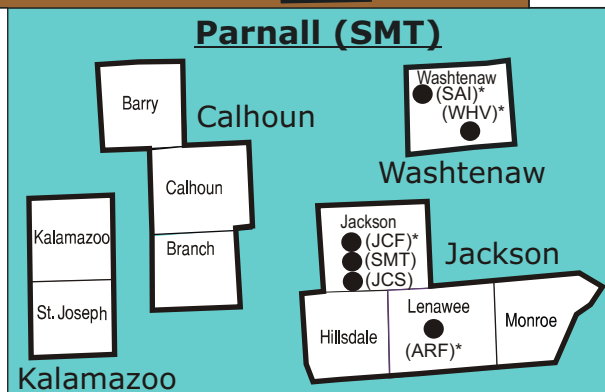
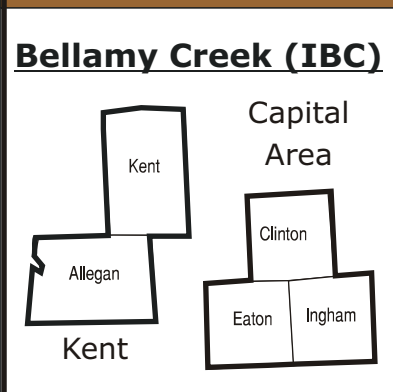
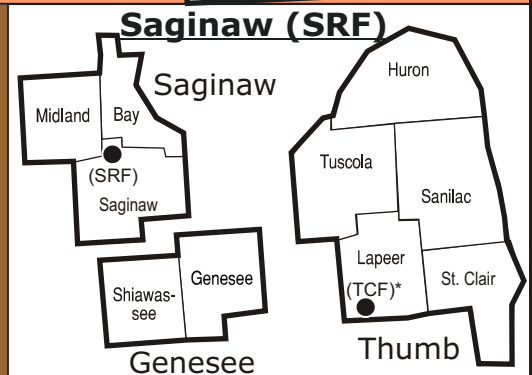
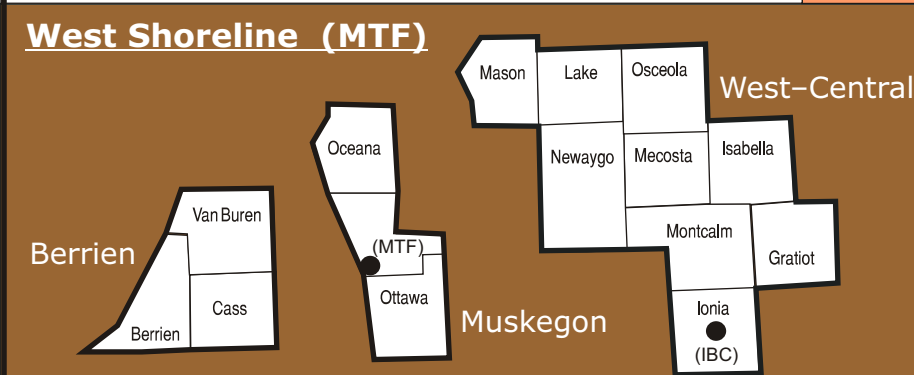
Prisoner Reentry



Prisoner Reentry Sites and In-Reach Prisons

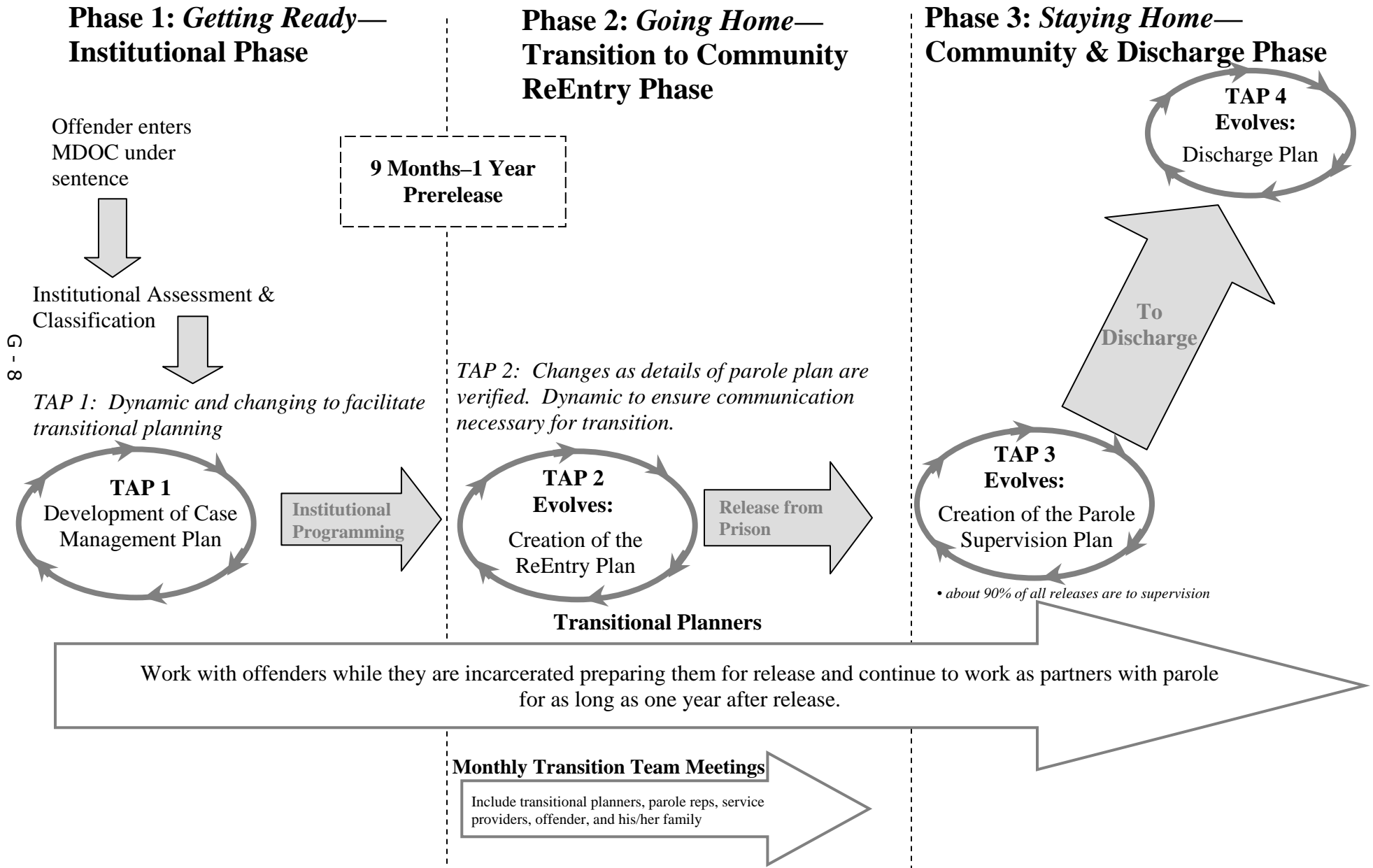


- * (WHV) Women's Huron Valley Correctional Facility – Statewide In-Reach Facility for Women
- * (ARF) Gus Harrison Correctional Facility – Statewide In-Reach for Mentally Ill Males
- * (SAI) Special Alternative Incarceration Facility – Statewide In-Reach for SAI Graduates.
- * (TCF) Thumb Correctional Facility – Statewide In-Reach for Male Youthful Offenders
- * (JCF) G. Robert Cotton Correctional Facility – Statewide In-Reach for Males - Medical



Transition Accountability Plan

MPRI Process Flowchart



G-8

Monthly Status/Recidivism Levels of Released MPRI -Related Participants — Through December 31, 2010

	Number Released Through 12/31/10	Returned to Prison Through 12/31/10		Baseline Returns Expected Within period		Improvement So Far Against Baseline	
		Number	Percent	Number	Percent	Number	Percent
IRU 1st Cohort (2005 IRU releases)	687	329	47.9%	389	56.6%	-60	-15.4%
IRU 2nd Cohort (2006 IRU releases)	1,412	615	43.6%	803	56.9%	-188	-23.4%
IRU 3rd Cohort (2007 cases so far)	637	221	34.7%	335	52.6%	-114	-34.0%
MPRI Pilot 1st Cohort (1 st round 1 st wave)	152	70	46.1%	84	55.3%	-14	-16.7%
MPRI Pilot 2nd Cohort (1 st round 2 nd wave)	806	371	46.0%	456	56.6%	-85	-18.6%
MPRI Pilot 3rd Cohort (1 st round 3 rd wave)	2,460	934	38.0%	1,289	52.4%	-355	-27.5%
MPRI Pilot 4th Cohort (2 nd round 1 st wave)	697	288	41.3%	371	53.2%	-83	-22.4%
MPRI Statewide FY 2007 (post-IRU)	698	226	32.4%	364	52.1%	-138	-37.9%
MPRI Community Placement Program	655	263	40.2%	376	57.4%	-113	-30.1%
MPRI Statewide FY 2008 (All MPRI)	5,541	1,649	29.8%	2,562	46.2%	-913	-35.6%
MPRI Statewide FY 2009 (All MPRI)	6,287	1,328	21.1%	2,273	36.2%	-945	-41.6%
MPRI Statewide FY 2010 (All MPRI)	7,422	558	7.5%	1,337	18.0%	-779	-58.3%
MPRI Statewide FY 2011 (All MPRI)	1,014	17	1.7%	20	2.0%	-3	-15.0%
Across All cohorts	28,468	6,869	24.1%	10,659	37.4%	-3,790	-35.6%

Community Reentry Program and Electronic Monitoring



The Community Reentry Program impacts prison admissions by intervening and diverting eligible parole violators who would otherwise be returned to prison. At the end of 2010, the average time before reparole for a parole technical violator was 17.7 months. The 2010 average successful Residential Reentry Program (RRP) stay was 68.7 days, or 2.3 months, which saved an average of 15.4 months per parole technical violator RRP participant. The following two programs fall under the Community Reentry Program:

- The Residential Reentry Program (RRP), which currently operates as two sites – the Tuscola Residential Reentry Program (TRRP) and the Lake County Residential Reentry Program (LCRRP).
- The Intensive Detention Reentry Program (IDRP) which provides parole agents the opportunity to detain parolees with compliance problems before they become more serious parole violators. The department contracts with the Clinton County Jail and the Ingham County Jail to house parole violators. Field agents placed in the jails to supervise the IDRP population assist field agents in the community by developing an updated release plan for the parolee.

Electronic Monitoring allows for the monitoring and enforcement of curfews and other conditions of community supervision. Electronic Monitoring includes radio frequency (RF) electronic tether monitoring and global positioning system (GPS) monitoring:

- RF electronic monitoring is a curfew monitoring program that allows the MDOC to verify the offender’s compliance with a court or parole board ordered curfew. RF electronic monitoring may be imposed as an initial condition of sentencing or release, or as a sanction for violation behavior. RF monitoring consists of three broad offender types: probationers, parolees, and contractual. Probationers and parolees may be further divided by whether they participated in the Special Alternative Incarceration (SAI) program or not. The Electronic Monitoring Center also contracts to provide monitoring services for Community Electronic Monitoring (CEM) and for the Regional Detention Services System (RDSS).
- GPS monitoring allows for the tracking of offender movement in order to determine compliance with supervision plans. The Department only uses active GPS monitoring, which constantly monitors offender movements and provides agents with dynamic alerts of boundary

violations. Offenders monitored on GPS consist of parolees and a few probationers who the court ordered to be monitored based on extenuating circumstances surrounding the nature of their offense.

Table H1 shows the number of new Community Reentry Program participants by month and program site.

Table H2 shows the number of Community Reentry Program terminations by month and program site.

Table H3 shows the end of month populations by program site for the Community Reentry Program.

Table H4 breaks down the new electronic monitoring participants monthly by offender type.

Table H5 outlines monthly electronic monitoring terminations by offender type.

The next table, **Table H6**, lists end of month electronic monitoring populations by offender type.

This section’s final table, **Table H7**, shows the 2010 end of month populations experienced by the GPS electronic tether program.

H1 New Community Reentry Program Participants Monthly by Program Site

Calendar Years 2009 and 2010

In October 2007, the Intensive Detention Reentry Program (IDRP) was brought into the Community Reentry Programs. The IDRP began in July of 2004 as a result of the need to have an alternative for technical parole violators in counties where jail overcrowding had diminished the Department's ability to detain them. The goal was to provide parole agents the opportunity to detain parolees with compliance problems before they became more serious parole violators and, if needed, repeated incidents of noncompliance could be handled with repeated detentions.

Currently, the Department contracts with the Clinton County Jail and Ingham County Jail to house parole violators for up to 45 days, with an average stay of about 30 days. Field agents are assigned to the jails to supervise the IDRP population.

The field agents at the jails assist field agents in the community by developing an updated release plan for the parolee, which includes updated placement information, and outpatient or residential substance abuse recommendations based on assessments to determine level of care needed. While in the jails, parolees receive cognitive programming and Michigan Works employability skills training, including enrollment in the Michigan Works Talent Bank. Parolees complete and receive copies of resumes to use while searching for employment upon release.

The Residential Reentry Program (RRP) is currently operating at two sites. In 2006, the former Tuscola prison camp (closed in 2005) was reopened as the Tuscola Residential Reentry Program. In

2008, the last Technical Rule Violator (TRV) center, Lake County TRV, changed its focus to Reentry by becoming the Lake County Residential Reentry Program.

Both sites house and work with parolees who need a Reentry refresher course when their behavior exhibits early signs of parole failure. Tuscola also provides programming to new parolees placed as a condition of their parole. Tuscola houses male parolees. Lake County houses both male and female parolees.

As of 2010, there are no longer any Community Residential Program (CRP) prisoners in the Community Reentry Program.

The below table shows the number of new Community Reentry Program participants by month and program site.

Month	IDRP				RRP				Total	
	Clinton		Ingham		Lake County		Tuscola		2009	2010
	2009	2010	2009	2010	2009	2010	2009	2010		
Jan	49	61	177	187	77	114	85	69	388	431
Feb	37	52	143	138	109	103	54	59	343	352
Mar	38	62	189	201	108	121	58	109	393	493
Apr	51	60	178	197	84	142	69	64	382	463
May	35	53	140	178	103	92	64	62	342	385
Jun	42	60	188	200	88	133	84	71	402	464
Jul	50	63	191	202	110	117	100	76	451	458
Aug	40	53	168	204	109	108	51	55	368	420
Sep	52	58	180	216	84	111	55	75	371	460
Oct	41	62	156	178	93	119	65	64	355	423
Nov	34	61	158	186	93	113	67	43	352	403
Dec	42	48	186	188	105	95	69	66	402	397
Total	511	693	2,054	2,275	1,163	1,368	821	813	4,549	5,149
Avg	42.6	57.8	171.2	189.6	96.9	114.0	68.4	67.8	379.1	429.1

Sources: Corrections Management Information System (CMIS) and Field Operations Administration

H2 Community Reentry Program Terminations Monthly by Program Site

Calendar Years 2009 and 2010

In 2010, out of the total 2,968 IDRPs terminations (Clinton and Ingham), there were 2,942 parolees that successfully completed the IDRP. Among the total 2,216 RRP terminations (Lake County and Tuscola), 2,139 parolees successfully completed the RRP. The 2010 average successful stay for parolees in the IDRP was 28.0 days (down from 30.9 days in 2009), and for the RRP 68.7 days (down from 74.4 days in 2009).

Unsuccessful IDRPs and RRP terminations occurred in about 2.0% of all terminations for 2010. Parolees failed the RRP after an average of 30.7 days in 2010, compared to 35.2 days in 2009. Typical reasons for unsuccessful terminations from the RRP include:

- Abscond violation
- Medically/Psychologically unmanageable
- Substance abuse violations
- Rule violation (non-substance abuse)

- New felony/misdemeanor
- Threatening/assaultive behavior
- Creating a disturbance
- Failure to follow rules of Reentry Center
- As determined by Central Office or Area Manager/Center Manager

As of 2010, there are no longer any Community Residential Program (CRP) prisoners in the Community Reentry Program.

Month	IDRP				RRP				Total	
	Clinton		Ingham		Lake County		Tuscola		2009	2010
	2009	2010	2009	2010	2009	2010	2009	2010		
Jan	50	60	182	187	93	86	63	58	388	391
Feb	41	56	151	142	87	105	51	76	330	379
Mar	51	60	181	199	81	125	67	77	380	461
Apr	41	60	175	191	84	134	64	67	364	452
May	42	52	146	181	101	95	80	64	369	392
Jun	38	59	200	207	105	146	56	89	399	501
Jul	50	64	189	184	84	97	94	54	417	399
Aug	45	61	175	220	109	136	67	77	396	494
Sep	48	51	169	231	95	119	66	76	378	477
Oct	44	62	169	152	98	104	74	71	385	389
Nov	31	66	158	190	107	109	53	64	349	429
Dec	30	44	167	189	103	123	66	64	366	420
Total	511	695	2,062	2,273	1,147	1,379	801	837	4,521	5,184
Avg	42.6	57.9	171.8	189.4	95.6	114.9	66.8	69.8	376.8	432.0

Sources: Corrections Management Information System (CMIS) and Field Operations Administration

H3 End of Month Community Reentry Program Populations by Program Site

Calendar Years 2009 and 2010

The monthly new Community Reentry Program participants, monthly terminations, and average lengths of stay resulted in the end of month populations shown in the table below. As of 2010, there are no longer any Community Residential Program (CRP) prisoners in the Community Reentry Program.

Mon.	IDRP				RRP				Total	
	Clinton		Ingham		Lake County		Tuscola			
	2009	2010	2009	2010	2009	2010	2009	2010	2009	2010
Jan	49	61	187	188	222	282	131	140	589	671
Feb	47	58	176	188	244	286	134	123	601	655
Mar	38	60	191	192	271	276	125	155	625	683
Apr	51	59	192	196	271	284	130	152	644	691
May	44	60	187	196	273	281	114	150	618	687
Jun	50	61	191	185	256	268	142	133	639	647
Jul	50	60	178	191	282	288	148	155	658	694
Aug	45	53	179	174	282	260	132	133	638	620
Sep	50	59	186	171	271	252	121	132	628	614
Oct	46	59	168	187	266	267	112	125	592	638
Nov	45	54	175	165	252	271	126	104	598	594
Dec	60	58	191	170	254	243	129	106	634	577
Avg	47.9	58.5	183.4	183.6	262.0	271.5	128.7	134.0	622.0	647.6

Sources: Corrections Management Information System (CMIS) and Field Operations Administration

H4 New Electronic Monitoring Participants Monthly by Offender Type

Calendar Years 2009 and 2010

The Electronic Monitoring Center is staffed 24/7 year round. Monitored probationers and parolees are assigned to and supervised by field agents throughout the State, but all monitoring of the equipment, alert processing and notification, and inventory control is managed through the Monitoring Center. The Center also contracts to provide monitoring services for Community Electronic Monitoring (CEM) and for the Regional Detention Services System (RDSS).

As of 2010, there are no longer any Community Residential Program (CRP) prisoners on electronic monitoring.

The table below breaks down the new electronic monitoring participants by month and type of offender.

Month	Parole		Parole SAI		Probation		Probation SAI		CEM		RDSS		Total	
	2009	2010	2009	2010	2009	2010	2009	2010	2009	2010	2009	2010	2009	2010
Jan	195	167	81	97	251	199	33	20	41	7	37	24	638	514
Feb	163	149	51	26	249	155	36	21	31	13	45	34	575	398
Mar	182	187	55	63	257	208	23	29	34	12	46	28	597	527
Apr	171	163	60	57	265	172	21	15	52	13	37	23	606	443
May	174	152	60	49	216	178	19	12	44	23	51	38	564	452
Jun	154	182	81	62	231	190	18	32	40	23	62	35	586	524
Jul	140	177	75	67	245	172	26	19	43	17	45	47	574	499
Aug	130	153	73	70	215	195	12	21	41	20	43	38	514	497
Sep	129	181	95	85	233	161	16	37	37	18	66	38	576	520
Oct	156	158	69	41	251	158	17	18	35	19	65	27	593	421
Nov	136	153	68	97	205	144	17	31	33	12	51	15	510	452
Dec	182	128	95	76	180	168	17	30	31	13	52	23	557	438
Total	1,912	1,950	863	790	2,798	2,100	255	285	462	190	600	370	6,890	5,685
Avg	159.3	162.5	71.9	65.8	233.2	175.0	21.3	23.8	38.5	15.8	50.0	30.8	574.2	473.8

Sources: Corrections Management Information System (CMIS) and Field Operations Administration

H5 Monthly Electronic Monitoring Terminations by Offender Type

Calendar Years 2009 and 2010

The table below shows the monthly electronic monitoring terminations by offender type. The following are typical reasons for unsuccessful terminations on electronic monitoring:

- Substance abuse violation
- Curfew violation
- Tampering with tether device
- Abscond violation
- New felony
- Administrative termination, which occurs when the offender is unable to continue for reasons beyond their control, such as loss of home placement, hospitalization, or commitment to a treatment program.

Month	Parole		Parole SAI		Probation		Probation SAI		CEM		RDSS		Total	
	2009	2010	2009	2010	2009	2010	2009	2010	2009	2010	2009	2010	2009	2010
Jan	179	112	30	62	272	185	14	17	37	8	37	30	569	414
Feb	154	117	34	54	217	170	17	17	45	5	30	30	497	393
Mar	202	185	71	74	243	179	31	17	40	16	51	33	638	504
Apr	184	164	72	63	232	191	33	16	31	16	47	30	599	480
May	158	143	57	40	244	149	32	16	38	16	38	22	567	386
Jun	166	172	57	31	258	183	21	16	52	16	63	29	617	447
Jul	176	148	55	41	261	174	21	18	43	22	50	40	606	443
Aug	142	168	68	44	218	176	13	19	42	10	47	30	530	447
Sep	121	159	72	59	216	176	14	15	33	23	45	28	501	460
Oct	135	156	65	43	201	134	24	28	37	17	37	15	499	393
Nov	130	136	70	54	206	142	16	26	37	17	60	23	519	398
Dec	131	141	86	65	207	129	12	27	45	17	33	20	514	399
Total	1,878	1,801	737	630	2,775	1,988	248	232	480	183	538	330	6,656	5,164
Avg	156.5	150.1	61.4	52.5	231.3	165.7	20.7	19.3	40.0	15.3	44.8	27.5	554.7	430.3

Sources: Corrections Management Information System (CMIS) and Field Operations Administration

H6 End of Month Electronic Monitoring Populations by Offender Type Calendar Years 2009 and 2010

The Electronic Monitoring Center has equipment to handle approximately 3,100 offenders on monitoring. While fully operational at that level in the past, a considerable reduction in numbers has occurred since the implementation of the 1998 Truth-in-Sentencing legislation, which has caused the number of prisoners in the Community Residential Program (CRP) to fall from around 1,500 prisoners on electronic monitoring

to no prisoners in the CRP as of December 31, 2009.

The monthly new monitoring participants, monthly monitoring terminations, and average lengths of stay resulted in the end of month electronic monitoring populations shown in the table below.

Month	Parole		Parole SAI		Probation		Probation SAI		CEM		RDSS		Total	
	2009	2010	2009	2010	2009	2010	2009	2010	2009	2010	2009	2010	2009	2010
Jan	544	633	172	226	848	711	78	49	77	40	106	125	1,825	1,784
Feb	539	678	187	194	870	680	86	48	63	54	117	133	1,862	1,787
Mar	512	679	171	157	881	698	79	59	56	51	112	119	1,811	1,763
Apr	488	712	158	129	878	679	64	48	73	43	100	110	1,761	1,721
May	491	706	158	141	839	694	50	43	80	53	113	126	1,731	1,763
Jun	466	693	175	163	789	672	49	62	64	59	107	107	1,650	1,756
Jul	421	701	196	170	742	657	53	62	62	43	95	111	1,569	1,744
Aug	392	643	201	188	733	664	50	66	64	62	91	111	1,531	1,734
Sep	404	625	209	200	734	620	53	90	67	51	113	118	1,580	1,704
Oct	510	623	218	197	765	645	43	84	66	51	133	116	1,735	1,716
Nov	516	622	210	239	757	637	47	86	59	47	121	109	1,710	1,740
Dec	597	600	208	240	714	656	49	85	47	42	136	91	1,751	1,714
Avg	490.0	659.6	188.6	187.0	795.8	667.8	58.4	65.2	64.8	49.7	112.0	114.7	1,709.7	1,743.8

Sources: Corrections Management Information System (CMIS) and Field Operations Administration

H7 Monthly GPS Electronic Tether Program Activity

Calendar Year 2010

The use of Global Positioning System (GPS) monitoring allows for the tracking of parolee movement in order to determine compliance with supervision plans. The Department only uses active GPS monitoring which constantly monitors offender movements and provides agents with dynamic alerts of boundary violations. Passive GPS monitoring, which stores offender movement information for later review, is no longer used by the Department.

GPS electronic monitoring shall be used for prisoners granted parole for offenses listed below:

- Group 1: Criminal Sexual Conduct (CSC) 1st degree (MCL 750.520b) and CSC 2nd degree – victim under 13 and perpetrator age 17 or older (MCL 750.520c(1)(a)) and offense occurred on or after August 28, 2006 – GPS monitoring for life.
- Group 2: Any current offense for CSC 1st, 2nd, or 3rd other than those in Group 1 – GPS for the entire term of parole.
- Group 3: Any offense that requires registration under the Sex Offender Registration Act - GPS for a minimum of the first 6 months, and then Radio Frequency (RF) monitoring for the remainder of the parole term. If the offender screened low risk on the VASOR, the first 6 months of GPS may be waived and the offender can be supervised on RF monitoring for the entire term.
- Group 4: A conviction for Failure to Register as a Sex Offender - GPS for a minimum of the first 6 months, and then RF monitoring for the remainder of the parole term.

- Group 5: A conviction for felony Aggravated Stalking or serving a sentence for any other crime along with a concurrent probation term for Aggravated Stalking - GPS for the entire term of parole.
- Group 6: A conviction for felony Domestic Violence - GPS for a minimum of the first 12 months, and then RF monitoring for the remainder of the parole term.
- Group 7: Any other offender ordered by the Parole and Commutation Board and identified by the Parole Release Unit - GPS for a minimum of 6 months, and then RF monitoring for a minimum of 6 additional months.

GPS monitoring may also be used in addition to RF monitoring as an intervention or sanction for non-compliance with the order for parole for parolees who have breaking and entering-type convictions.

The Parole and Commutation Board may not require GPS when medical and/or mental capacity issues make it impractical.

During 2010, there were 2,845 GPS activations and 1,910 terminations. Of the 1,910 terminations, 92 (4.8%) were for administrative reasons. For the remaining 1,818 terminations, 559 (30.7%) were a result of technical violations, 54 (3.0%) were a result of new sentence failures, 53 (2.9%) are currently absconders, and 1,152 (63.4%) were a result of successful completion of GPS. Of the 559 terminations that were a result of technical violations, 73 were for uncharged criminal behavior, making up 13.1% of technical violations and 3.8% of all terminations.

The table below shows the 2010 end of month GPS populations.

	Global Positioning System (GPS)
Jan	2,786
Feb	2,970
Mar	3,133
Apr	3,242
May	3,378
Jun	3,452
Jul	3,469
Aug	3,454
Sep	3,505
Oct	3,535
Nov	3,539
Dec	3,500

Source: Field Operations Administration

Special Alternative Incarceration Program



This section describes offenders committed to the Special Alternative Incarceration Program (SAI). The program has evolved over the years, but its objectives continue to be ending criminal behavior by developing offender self-esteem and self-discipline, a sense of individual responsibility and a positive work ethic.

In 1988, SAI opened as a 90-day military 'Boot Camp' style program for male probationers, under the Department's Field Operations Administration (FOA). The program was patterned after military basic training, involved physical fitness and programming (education, substance abuse awareness, basic life skills and counseling), with an optional component for residential placement in the community while on parole or probation.

In 1992, the program was expanded to include females. The program was later expanded to also include prisoners serving a minimum sentence of 36 months or less.

In 2003, the program's component for intensive parole or probation supervision in the community was replaced with regular community supervision.

In 2004, SAI transferred from FOA to the Department's Correctional Facilities Administration (CFA), and was assigned to the Cooper Street Correctional Facility for administrative oversight.

In 2008, SAI was redesigned to adhere to the evidence-based practices of the Michigan Prisoner ReEntry Initiative (MPRI). Most significant was dropping the old military-style, 'boot camp' setting. Under the 'boot camp' philosophy, trainees received a complete set of standard programs whether they had the need for the programs or not. As an In-Reach Facility under MPRI, each trainee receives individualized custom programming based on their needs, risks, and strengths as determined by a COMPAS assessment.

In 2010, a major change in the program was the inclusion of prisoners who were denied parole at their initial parole hearing but were viewed as acceptable to SAI programming by both the MDOC and the Parole Board. These groups of SAI participants are referred to as Intensive Reentry trainees (IR). This group is made up of persons who in many instances have passed their earliest release date and who

will only be considered for parole if they successfully complete the SAI program.

While these prisoners do not fall under the jurisdiction of the SAI statute they are well served by the SAI program offerings and re-entry preparation.

Tables I1 and **I2** show SAI prisoner and probationer intake by offense. **Table I3** reflects probationer intake by Field Operations Administration (FOA) region. **Tables I4** and **I5** summarize SAI Phase I program performance. Remember, that SAI changed philosophy mid-year 2008 from a "boot camp" to an MPRI In-Reach Facility. **Tables I6** and **I7** summarize SAI Phase I post-program outcome. Additional information about the SAI program (such as the offender eligibility criteria) is available in a separate annual report, Special Alternative to Incarceration Program. ¹

¹ The report is available online at <http://www.michigan.gov/corrections>. Click on "Publications & Information," and finally, click on "Legislative Reports."

1 2010 SAI Prisoner Intake by Offense

Special Alternative Incarceration Boot Camp (Includes Attempts)
 Page 1 of 3

Offense	Violations
GRAND TOTAL	1,238
28.729 Sex Offender - Fail to Register	4
257.254 MV Code - Intent to Pass False Title	1
257.602A3 Police Officer - Fleeing - 3rd, 2nd, 4th Degree Vehicle Code	32
257.617 Fail to Stop at Accident - Serious Impairment/Death	3
257.6256D OWI - Impaired w/Contr. Sub, 3rd Offense	70
257.9045 Operate - License Susp./Rev./Denied, Causing Serious Injury	2
287.291B Sex Offender - Failure to Register - Second Offense	2
328.2321 Funeral Contracts - Conversion	1
333.74012A2 Contr. Sub. - Del/Mfg 450 - 999 Grams (Narc. or Cocaine)	2
333.74012A3 Contr. Sub - Del/Mfg (Narc. or Cocaine) 50 - 449 Grams	21
333.74012A4 Contr. Sub - Del/Mfg (Narc. or Cocaine) Under 50 Grams	104
333.74012B Contr. Sub - Del/Mfg (Schedules 1-3), Methamphetamine/Ecstasy	27
333.74012B-A Contr. Sub. - Del/Mfg (Sched. 1-3), Except Marijuana	6
333.74012C-A Contr. Sub. - Del/Mfg (Sched. 4)	2
333.74012D1 Contr. Sub. - Del/Mfg 45 or More Kilograms Marijuana	3
333.74012D2 Contr. Sub. - Del/Mfg 5 to <45 Kilograms Marijuana	2
333.74012D3 Contr. Sub. - Del/Mfg Marijuana	36
333.7401C2A Contr. Sub. - Operate/Maintain Lab	2
333.7401C2B Contr. Sub. - Operate/Maintain Lab Near Minor	1
333.7401C2C Contr. Sub. - Operate/Maintain Lab Involving Hazardous Waste	13
333.7401C2F Contr. Sub - Operate/Maintain Lab Involve Methamphetamine	45
333.74032A3 Contr. Sub - Poss (Narcotic/Cocaine) 50 - 449 Grams	2
333.74032A4 Contr. Sub. - Possess 25 - 49 Grams (Narcotic)	1
333.74032A5 Contr. Sub - Poss (Narcotic/Cocaine) Under 25 Grams	29
333.74032B-A Contr. Sub. - Possess Analogues/Sched. 1-4	5

Offense	Violations
333.74032B1 Contr. Sub - Poss Methamphetamine/Ecstasy	21
333.74032D Contr. Sub - Poss Marijuana	2
333.7405D Contr. Sub - Maintaining a Drug House	1
333.74102-A Contr. Sub. - Deliver <50 Grams, School Prop. (Narc/Cocaine)	1
333.74103 Contr. Sub. - Intent Deliver <50 Grams, School Prop (Narc.)	1
333.74104-D Contr. Sub. - Possess Marijuana, on School/Library Property	1
445.65 Identity Theft	5
500.45111 Insurance - Fraudulent Acts	2
750.110 Break & Enter - A Building w/Intent	64
750.110A2 Home Invasion - 1st Degree	55
750.110A3 Home Invasion - 2nd Degree	141
750.110A4 Home Invasion - 3rd Degree	18
750.111 Break & Enter - Entry w/o Breaking w/Intent	5
750.1227A Witness - Bribe/Intimidate/Interfere	4
750.1227C Witness - Intimidate/Threaten to Kill or Injure	1
750.123 Bribery - Public Officer - For Non-Performance of Duty	1
750.131A1 Check - No Account	1
750.1313B2 Check - No Account	1
750.157N1 Financial Transaction Device - Steal/Retain w/o Consent	6
750.157P Financial Transaction Device - Possess w/Intent to Use/Sell	1
750.159I1 Criminal Enterprise - Conducting	4
750.165 Child Support - Fail to Pay	7
750.1744A Embezzle - Agent or Trustee, \$1K - <\$20K	2
750.1745A Embezzle - Agent or Trustee, \$20K - <\$50K	1
750.1746 Embezzle - \$50K - <\$100K	3
750.1747 Embezzlement - \$100K or More	1

1 2010 SAI Prisoner Intake by Offense

Special Alternative Incarceration Boot Camp (Includes Attempts)
 Page 2 of 3

Offense	Violations
750.174A5A Embezzlement - From Vulnerable Adult, \$20K or More	1
750.186A Escape - Juvenile Facility	1
750.193 Escape - Prison	1
750.197C-A Assault of Prison Employee	1
750.199A Bond - Absconding or Forfeiting	4
750.200I1A Harmful Devices - Unlawful Possession/Use	1
750.211A2A Explosives - Mfg/Possess Explosive/ Other w/Malicious Intent	1
750.2184A False Pretenses - \$1K - <\$20K	2
750.2241-A Weapons - Dangerous Weapon, Misc.	1
750.224B Weapons - Firearms, Short-Barrel Shotgun/Rifle	1
750.224F Weapons - Firearms, Possess by Felon	36
750.227 Weapons - Carrying Concealed	29
750.227B-A Weapons - Felony Firearm	8
750.234A Weapons - Firearms, Discharge from Vehicle	1
750.234B Weapons - Firearms, Discharge in/at Bldg.	1
750.248 Forgery	2
750.249 Uttering & Publishing	29
750.254 Utter & Publish - Possess Counterfeit Bank/State/Bills	1
750.329 Homicide - Manslaughter, Death w/ Weapon, Aim w/o Malice	1
750.349B Unlawful Imprisonment	2
750.3563A Larceny - \$1K - <\$20K	6
750.356A1 Larceny - From Motor Vehicle	6
750.356A3 Breaking & Entering - Vehicle Semi-Trailer/House Trailer, w/ Damage	12
750.356C Retail Fraud - 1st Degree	18
750.357 Larceny from Person	17
750.357B Weapons - Firearms - Larceny	1

Offense	Violations
750.360 Larceny In Building	22
750.3622A Larceny by Conversion, \$20K or More	1
750.3623A Larceny By Conversion, \$1K - <\$20K	1
750.377A1B1 Malicious Destruction Pers. Prop., \$1K - <\$20K	3
750.377B Malicious Destruction Fire/ Police Property	1
750.397 Mayhem	1
750.411A1B False Report of Felony	1
750.411I Stalking - Aggravated	4
750.411I2B Stalking A Minor - Aggravated	1
750.413 Motor Vehicle - Unlawfully Driving Away	17
750.414 Motor Vehicle - Unlawful Use	4
750.4792 Public Officer - Assault/Obstruct	1
750.479A2 Police Officer - Flee (Penal Code) 4th Degree	1
750.479A3 Police Officer - Flee (Penal Code) 3rd Degree	1
750.479B2 Peace Officer - Disarm Firearm	5
750.492A1A Medical Record - Intentional Place False Information - Health Care Provider	1
750.502D Anhydrous Ammonia Container, Unauthorized Tampering	1
750.505-B Accessory After the Fact to Felony	1
750.529 Robbery - Armed	10
750.529A Carjacking	1
750.530 Robbery - Unarmed	68
750.531-A Bank Robbery	3
750.531-B Safe Breaking	2
750.5352A Stolen Prop. - Receive & Conceal, \$20K or More	1
750.5353A Stolen Prop. - Receive & Conceal, \$1K - <\$20K	10
750.5357 Stolen Prop. - Receive & Conceal, Motor Vehicle	18

I 1 2010 SAI Prisoner Intake by Offense

Special Alternative Incarceration Boot Camp (Includes Attempts)
 Page 3 of 3

Offense	Violations
750.535A2 Motor Vehicles - Operate Chop Shop	1
750.535B Weapons - Firearms, Receive & Conceal	8
750.5405A Interfere w/Electronic Communications	1
750.5405B Interfere w/Electronic Communications, Injury/Death	1
750.72 Arson - Dwelling House/Curtilage	4
750.72-A Arson - Dwelling House	1
750.814 Domestic Violence, 3rd Offense	3
750.81A3 Domestic Violence, Aggravated - 2nd Offense	1
750.81D1 Police Officer - Assault/Resist/Obstruct	16
750.81D2 Police Officer - Assault/Resist/Obstruct, Causing Injury	4
750.82 Felonious Assault	30
750.84 Asslt w/Intent to do Body Harm Less Than Murder	32
750.88 Asslt w/Intent to Rob While Unarmed	3
752.7973C Computers - Use to Commit Crime Max 2 yrs - <4 yrs	1
800.2814 Prisons - Prisoner Possessing Contraband	2

SOURCE: Correctional Facilities Administration (SAI Database)

12 2010 SAI Probationer Intake by Offense

Special Alternative Incarceration Boot Camp (Includes Attempts)
 Page 1 of 2

Offense	Violations
GRAND TOTAL	485
257.602A2	Police Officer - Flee - 4th Degree (Vehicle Code) 1
257.602A3	Police Officer - Flee - 3rd Degree (Vehicle Code) 1
257.602A3-A	Police Officer - Flee - 3rd Degree (Vehicle Code) 6
257.602A4-A	Police Officer - Flee - Serious Bodily Injury (Vehicle Code) 2
257.6173	Fail to Stop at Accident - At Fault Death Result 1
257.6256D	OWI - Impaired w/Contr. Sub, 3rd Offense 7
333.73413	Contr. Sub. - Imitation Mfg/ Distribution 2
333.74012A4	Contr. Sub - Del/Mfg (Narc. or Cocaine) Under 50 Grams 22
333.74012B-A	Contr. Sub. - Del/Mfg (Sched. 1-3), Except Marijuana 2
333.74012B1	Contr. Sub - Del/Mfg Methamphetamine/Ecstasy 1
333.74012D	Contr. Sub. - Del/Mfg (Sched. 5) 1
333.74012D3	Contr. Sub - Del/Mfg Marijuana 14
333.7401C2F	Contr. Sub - Operate/Maintain Lab Involve Methamphetamine 2
333.74032A5	Contr. Sub - Poss (Narcotic/ Cocaine) Under 25 Grams 14
333.74032B-A	Contr. Sub. - Possess Analogues/Sched. 1-4 1
333.74032B1	Contr. Sub. - Possess Methamphetamine 1
333.74032D	Contr. Sub - Poss Marijuana 1
750.110	Break & Enter - A Building w/Intent 43
750.110A2	Home Invasion - 1st Degree 34
750.110A3	Home Invasion - 2nd Degree 100
750.110A4	Home Invasion - 3rd Degree 7
750.111	Break & Enter - Entry w/o Breaking w/Intent 1
750.116	Burglar's Tools - Possess 2
750.1227B	Witness - Bribe/Intimidate/ Interfere 1
750.1228	Witness - Retaliate Against 1

Offense	Violations
750.157N1	Financial Transaction Device - Steal/Retain w/o Consent 3
750.157Q	Financial Transaction Device - Illegal Sale/Use 1
750.1744A	Embezzle - Agent or Trustee, \$1K - <\$20K 2
750.186A	Escape - Juvenile Facility 1
750.197C-A	Assault of Prison Employee 1
750.200J1C	Harmful Devices - Imitation/ Irritants, Person Injury 1
750.2153	Impersonate Peace Officer to Commit Crime 1
750.2241-A	Weapons - Dangerous Weapon,Misc. 1
750.224B	Weapons - Firearms, Short-Barrel Shotgun/Rifle 1
750.227	Weapons - Carrying Concealed 18
750.227B-A	Weapons - Felony Firearm 1
750.230	Weapons - Firearms, Alter ID Marks 1
750.248	Forgery 1
750.249	Uttering & Publishing 2
750.254	Utter & Publish - Possess Counterfeit Bank/State/Bills 1
750.349B	Unlawful Imprisonment 1
750.3563A	Breaking & Entering - Vehicle Semi-Trailer/House Trailer, w/ Damage 5
750.356A1	Larceny - From Motor Vehicle 14
750.3565	Larceny - From Motor Vehicle - Less Than \$200 1
750.356A3	B & E - Vehicle With Damage 4
750.356C	Retail Fraud - 1st Degree 1
750.357	Larceny from Person 15
750.360	Larceny in Building 13
750.377A1B1	Malicious Destruction Pers. Prop., \$1K - <\$20K 2
750.377B	Malicious Destruction Fire/ Police Property 1
750.3803A	Malicious Destruction of Bldg., \$1K - <\$20K 2

12 2010 SAI Probationer Intake by Offense

Special Alternative Incarceration Boot Camp (Includes Attempts)
 Page 2 of 2

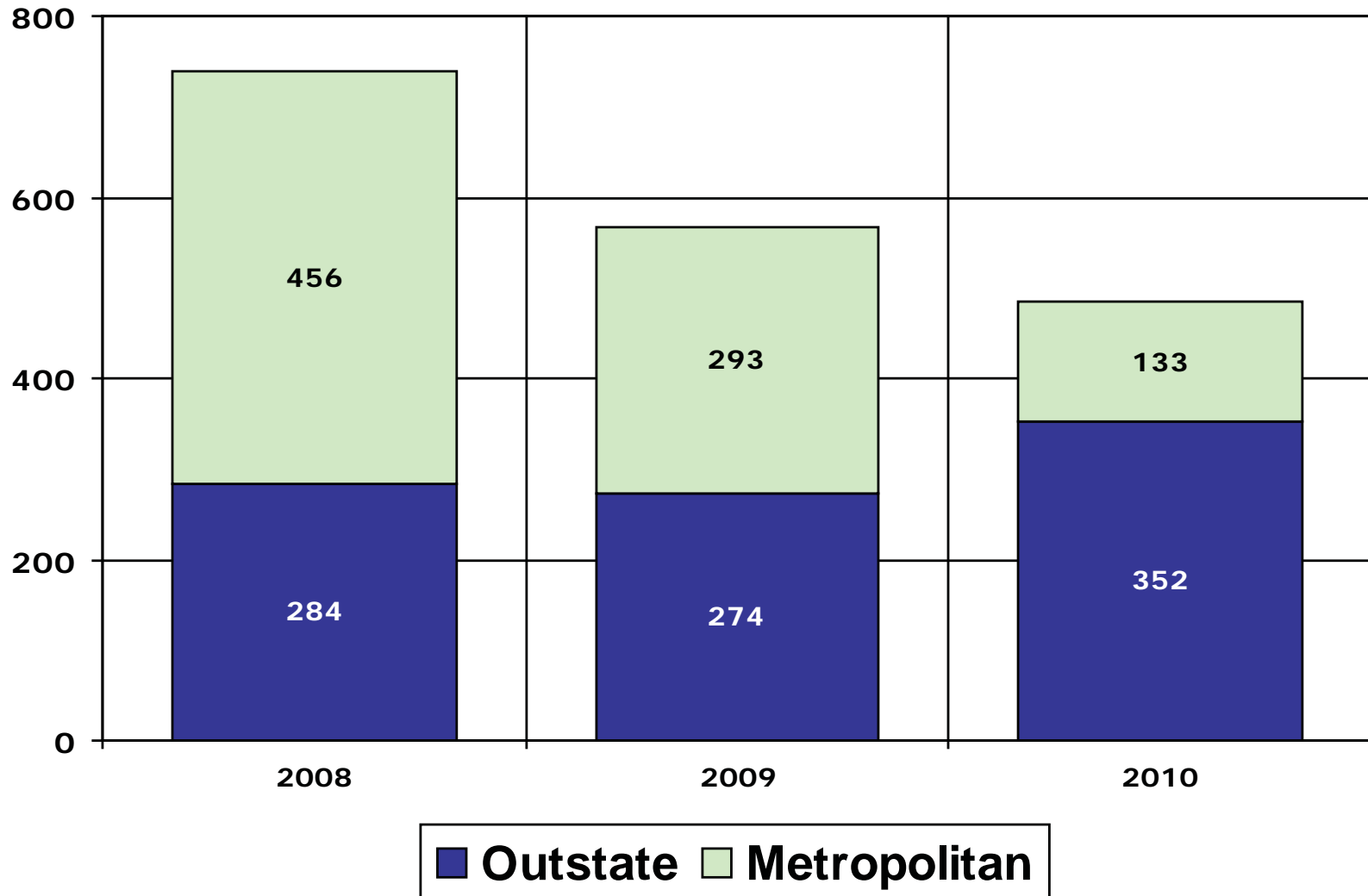
Offense	Violations
750.411I Stalking - Aggravated	2
750.413 Motor Vehicle - Unlawfully Driving Away	7
750.414 Motor Vehicle - Unlawful Use	4
750.479A3 Police Officer - Flee (Penal Code) 3rd Degree	2
750.483A6B Tamper w/ Evidence - Criminal Case Max >10 yr Term	1
750.520E1A CSC - 4th Degree - Force/Coercion	1
750.529 Robbery - Armed	1
750.530 Robbery - Unarmed	28
750.531-B Safe Breaking	2
750.5353A Stolen Prop. - Receive & Conceal, \$1K - <\$20K	9
750.5357 Stolen Prop. - Receive & Conceal, Motor Vehicle	22
750.535B Weapons - Firearms, Receive & Conceal	3
750.771C1 Arson - Preparation to Burn Property, \$1K - <\$20K	1
750.81 Assault or Assault and Battery	1
750.81D1 Police Officer - Assault/Resist/Obstruct	12
750.81D2 Police Officer - Assault/Resist/Obstruct, Causing Injury	1
750.814 Domestic Violence, 3rd Offense	4
750.82 Felonious Assault	13
750.822 Weapon-Free Schools - Assault w/ Dangerous Weapon	1
750.84 Asslt w/Intent to do Body Harm Less Than Murder	5
750.88 Asslt w/Intent to Rob While Unarmed	1
750.89 Asslt w/Intent to Rob While Armed	1

SOURCE: Correctional Facilities Administration (SAI Database)

13 2008 - 2010 Comparison of SAI Probationer Intake

(By Field Operations Administration Regions)

I - 7



SOURCE: Correctional Facilities Administration (SAI Database)

14 SAI Phase I Prisoner Program Performance 2008 - 2010

	2008		2009		2010	
Graduated	680	81.9%	1,033	90.8%	1,016	92.4%
Voluntary Withdrawals	35	4.2%	10	0.9%	11	1.0%
Terminated as Rule Violators	19	2.3%	36	3.2%	28	2.5%
Terminated for Medical Reasons	74	8.9%	21	1.8%	21	2.0%
Terminated for Admin. Reasons	22	2.7%	38	3.3%	23	2.1%
Total	830	100.0%	1,138	100.0%	1,099	100.0%

SOURCE: Correctional Facilities Administration

15 SAI Phase I Probationer Program Performance 2008 - 2010

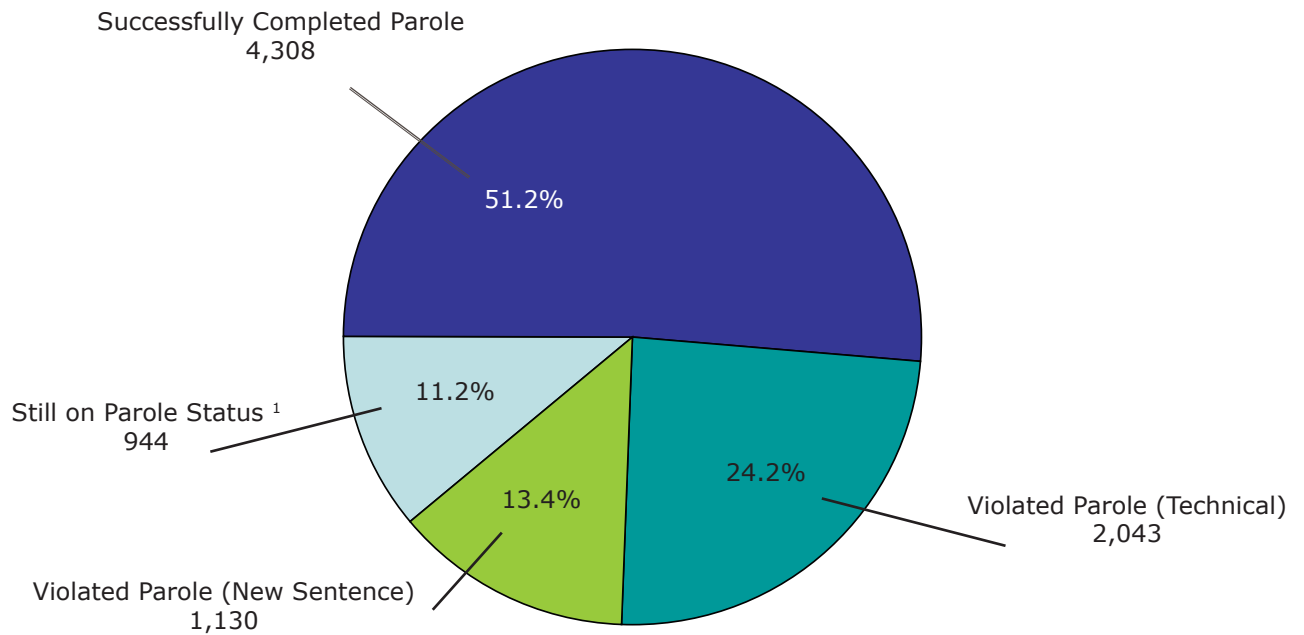
	2008		2009		2010	
Graduated	630	80.6%	516	84.9%	446	85.6%
Voluntary Withdrawals	23	2.9%	6	1.0%	6	1.2%
Terminated as Rule Violators	43	5.5%	49	8.1%	37	7.1%
Terminated for Medical Reasons	65	8.3%	24	3.9%	19	3.6%
Terminated for Admin. Reasons	21	2.7%	13	2.1%	13	2.5%
Total	782	100.0%	608	100.0%	521	100.0%

SOURCE: Correctional Facilities Administration

16 SAI Phase I Prisoner Post-Program Performance 1992 - 2010

	1992 - 2007 ¹		2008		2009		2010	
Still on Parole Status ²	944	11.2	162	23.8	683	66.5	716	94.7
Successfully Completed Parole	4,308	51.2	360	52.9	194	18.9	6	0.8
Violated Parole (Technical)	2,043	24.2	77	11.3	81	7.9	22	2.9
Violated Parole (New Sentence)	1,130	13.4	82	12.0	69	6.7	12	1.6
Total Graduates	8,425	100.0%	681	100.0%	1,027	100.0%	756	100.0%

17 SAI Phase I Prisoner Post-Program Performance 1992 - 2007 ¹ All SAI-Prisoners with Three or More Years Since Graduation



¹ Reflects the status at the end of the 3rd year following the graduation from SAI.

² Includes parolees who have absconded from parole.

NOTE: Reflects outcome of the parole term following SAI.

SOURCE: Corrections Management Information System (CMIS).



This section provides data on the Office of Community Corrections (OCC).

OCC works with local units of government and criminal justice professionals to implement Michigan's Community Corrections Act, P.A. 511 of 1988. The purpose of the Act is to increase the range and utilization of community sanctions and services for non-violent offenders in order to reduce admissions to prison. The OCC implements program policies, guidelines and standards, and provides technical assistance to local units of government to develop and implement locally-developed comprehensive corrections plans. These plans outline criminal justice problems and how policies and practices and P.A. 511 funds will address them.

Local governments voluntarily participate in the implementation of the Act through forming Community Corrections Advisory Boards (CCABs) which have responsibilities for developing

comprehensive corrections plans. The plans establish the framework for applications for funds. At various times since 1989, 80 of the 83 counties across the state have elected to participate in implementation of the Act through the formulation of single-county, multi-county and county-city Community Corrections Advisory Boards.

During Fiscal Year 2010, \$12,565,724 was awarded for comprehensive corrections plans and services to 74 counties, \$17,075,500 for probation residential services, and \$1,740,100 for the drunk driver jail reduction and community treatment program.

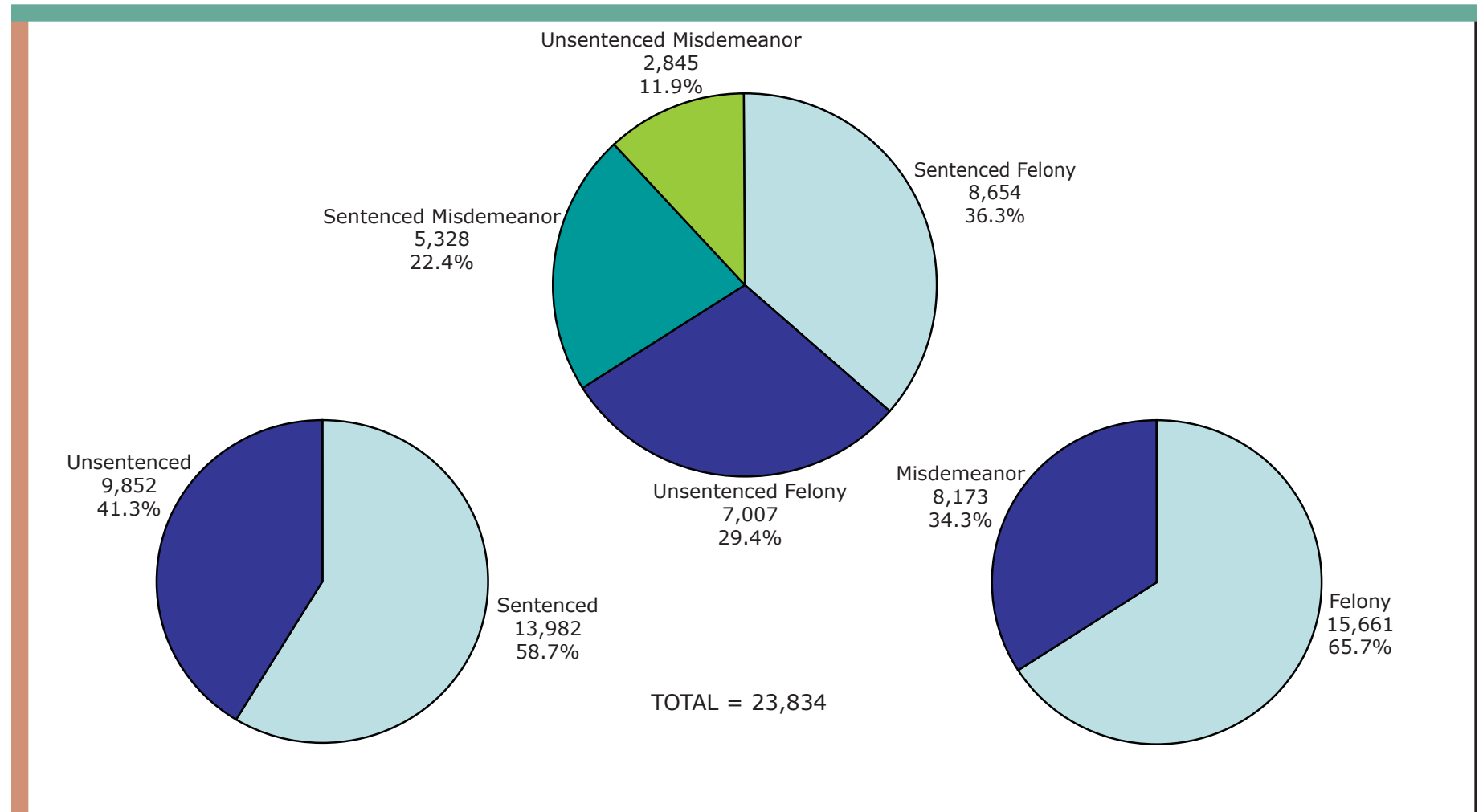
In FY 2009, the OCC worked with local agencies to upgrade criminal justice information systems and to facilitate data sharing and the development of integrated information systems. The department entered into a contractual agreement with Northpointe, Inc. to implement a statewide centralized data

system. The data system will increase department efficiencies and enhance the State's and local community corrections data reporting capabilities. The system has been fully implemented though various data reporting problems have been identified and complete data is not available for reporting purposes at this time – it is expected to be available for the next biannual report. Data is currently only available thru March 2010.

The number of new enrollees in community corrections programs during FY 2010 thru March was 23,834. Chart J-1 shows the number of offenders determined eligible and enrolled in programs by crime class and legal status. Chart J-2 shows the award of comprehensive plans and services funds by program category. Chart J-3 details the actual average daily population of probation residential services.

J1 Offenders Enrolled in P.A. 511 Community Corrections Programs FY 2010 thru March*

By Crime Class and Legal Status at Enrollment



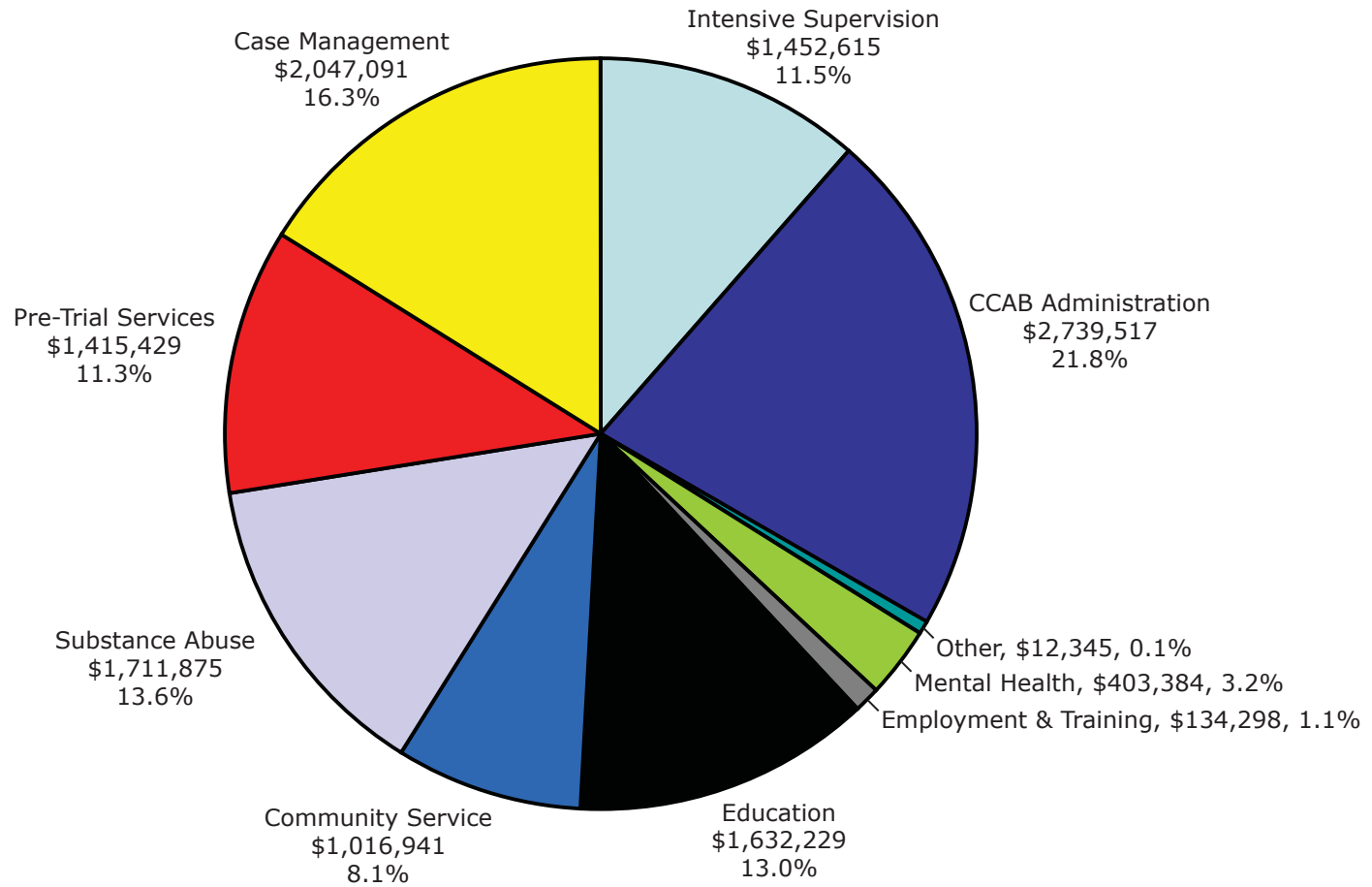
J - 2

Source: Executive Bureau, Office of Community Corrections

* The Department entered into a contractual agreement with Northpointe, Inc. to implement the COMPAS Case Manager System statewide – this new system merged CCIS data into a statewide centralized website. The system has been fully implemented though various data reporting problems have been identified and complete data is not available for reporting purposes at this time – it is expected to be available for the next biannual report.

J2 Grants Awarded in FY 2010: \$12,565,724

Community Corrections Comprehensive Plans and Services



J - 3

Source: Executive Bureau, Office of Community Corrections

J3 FY 2010 Probation Residential Services

PROGRAM	ACTUAL AVERAGE DAILY POPULATION
ALLEGAN	5.5
BARRY	0.7
BAY	8.1
BERRIEN	27.8
BRANCH	1.6
CALHOUN	15.8
CASS	7.9
CLINTON	0.1
EATON	11.2
EASTERN UP	0.8
EMMET	0.5
GENESEE	71.3
GRATIOT	0.6
HURON	0.0
INGHAM	24.5
IONIA	2.4
IOSCO	0.1
ISABELLA	2.3
JACKSON	14.1
KALAMAZOO	45.1
KALKASKA	0.7
KENT	67.8
LENAWEE	5.6
LIVINGSTON	7.4
MACOMB	49.7
MANISTEE/BENZIE	0.5
MARQUETTE	0.4
MASON	1.5
MECOSTA	1.7
MIDLAND	2.2
MONROE	21.4
MONTCALM	2.9
MUSKEGON	43.3
NORTHERN MICHIGAN	1.6
NORTHWEST MICHIGAN	4.7
OAKLAND	85.2
OSCEOLA	0.1
OTTAWA	4.8
SAGINAW	38.7
SANILAC	0.1
SHIAWASSEE	1.0
ST. CLAIR	17.5
ST. JOSEPH	23.3
SUNRISE SIDE	5.4
13th JUDICIAL CIRCUIT	9.1
34th JUDICIAL CIRCUIT	1.3
THUMB AREA REGIONAL	8.4
VAN BUREN	6.0
WASHTENAW	15.8
WAYNE	212.1
WEST CENTRAL U.P.	5.5
WEXFORD/MISSAUKEE	1.4
TOTAL	887.4

Source: Executive Bureau, Office of Community Corrections