
MICHIGAN DEPARTMENT OF CORRECTIONS
2020 STATISTICAL REPORT

Gretchen Whitmer, Governor

Heidi Washington, Director
Michigan Department of Corrections

October 1, 2021
(See next page for a list of revisions and releases.)

Release History

- July 23, 2021
- October 1, 2021
- Initial Release includes Sections A,B,C,D,E,G and H.
 - Added Sections F, I and J. Report complete.



2020 STATISTICAL REPORT

INTRODUCTION

Since the 2000 edition of the MDOC Statistical Report, bound paper copies have no longer been produced and distributed. Instead, these annual statistical reports are published only on the official MDOC web site on the Internet. The MDOC home page web address is <http://www.michigan.gov/corrections>, and the Statistical Reports are located under the *News & Publications* link.

The crime breakdowns in the core tables of the first three sections of the report, regarding felony court dispositions, prison commitments and prison population, are sorted by offense code rather than by crime frequency or maximum term. Since the sort order keeps sequential offense codes together, similar crimes that have identical maximum penalties are not consolidated. This level of detail provides much richer information than in the past.

However, the additional detail also makes the crime tables much longer; the reader must be careful to watch for related offense codes when attempting to examine the data for a particular type of crime. For example, several separate offense codes now appear for the crime of first degree criminal sexual conduct (750.520B--) in each crime table, because each code represents a specific characteristic of the offense.

Summary narrative reflecting on the Department's observations about what the data show has again been kept to a minimum, as the Department now produces a separate Annual Report for that purpose.

Section Overview

This report is divided into ten major sections (A-J).

- **Section A, Court Dispositions**, contains data on statewide felony court dispositions broken down by offense, sentencing jurisdiction, and type of disposition.
- **Section B, Prison Commitments**, provides prison intake data by the number and characteristics of new prisoners received by the Department.
- **Section C, Prisoner Population**, presents descriptions of Michigan's Correctional Facilities and statistics regarding the characteristics of the prisoner population.
- **Section D, Parole Board**, summarizes data on offender movement to parole and Parole Board activity and decisions, and examines the parole outcomes.
- **Section E, Probation and Parole Supervision**, contains data and information regarding the community supervision programs and functions of the Department's Field Operations Administration (FOA).
- **Section F, Department Operations**, contains data and information about a variety of Department programs and administrative functions/operations. Section F contains the following subsections:
 - *Prisoner Program, Disciplinary and Litigation Statistics*
 - *Michigan State Industries*
 - *Bureau of Health Care Services*
 - *Department Expenditures and Personnel Summaries*
- **Section G, Reserved for Future Use.**
- **Section H, Community Reentry Program and Electronic Monitoring**, brings the Residential Reentry Program and the Intensive Detention Reentry Program under the umbrella of Prisoner Reentry; along with Curfew, GPS, SCRAM and Remote Breath monitoring.
- **Section I, Special Alternative Incarceration Program (SAI)**, is administered by the Correctional Facilities Administration (CFA) with Cooper Street Correctional Facility serving administratively as the parent institution. SAI has been redesigned to operate under Prisoner Reentry principles.
- **Section J, Office of Community Corrections**, provides data regarding the utilization of community sanctions and services for non-violent offenders in order to reduce admissions to prison.

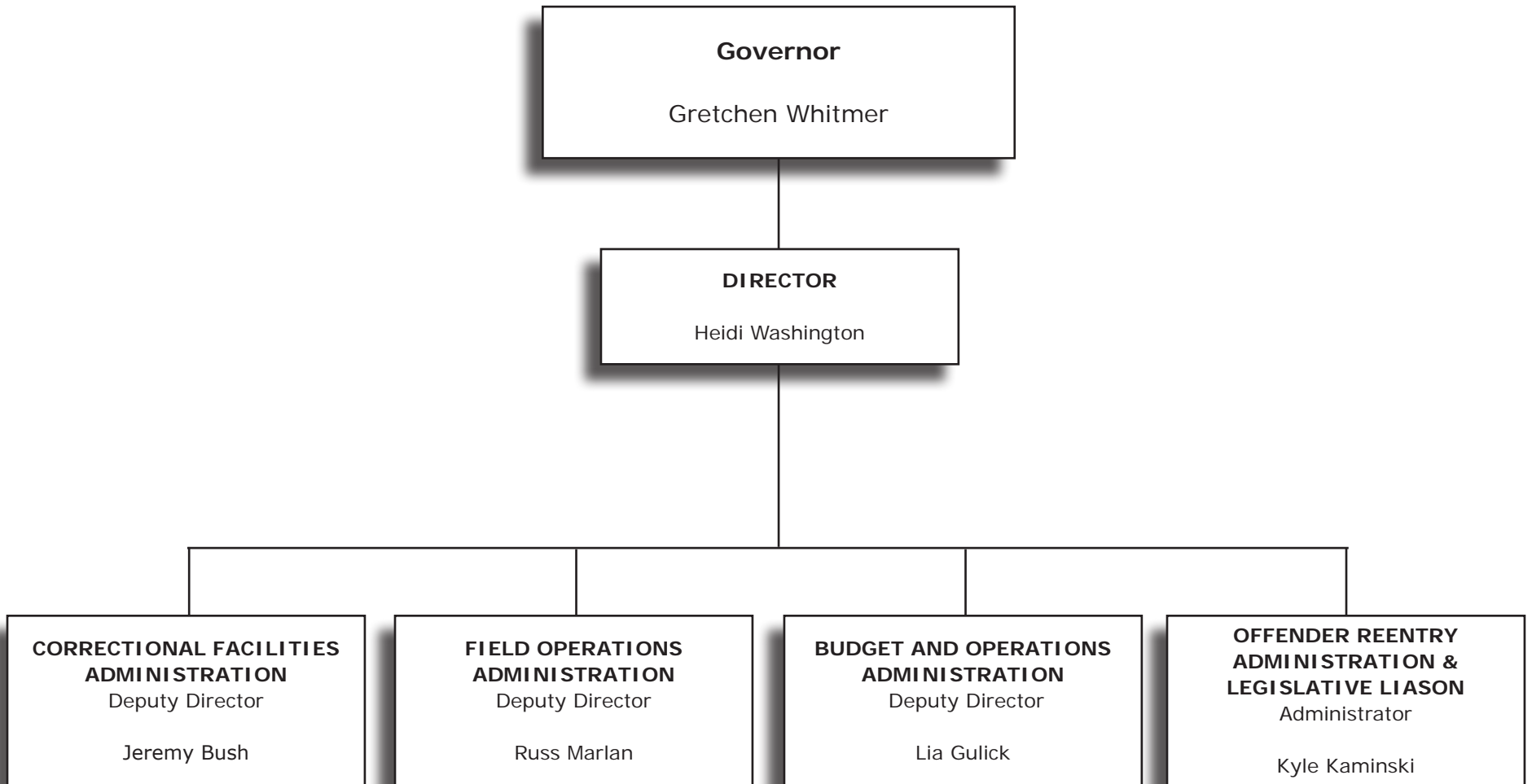
Table of Contents

INTRODUCTION.....	i
TABLE OF CONTENTS.....	ii
DEPARTMENT ORGANIZATIONAL CHART.....	v
A. COURT DISPOSITIONS.....	A- 1
A Statewide Prison Commitment Rates, 2009 - 2020.....	A- 2
A1 2020 Criminal Court Dispositions (Offenders) by FOA Territory, Region and County	
- All Offenses.....	A- 4
A1a - Non-Assaultive Offenses.....	A- 6
A1b - Drug Offenses.....	A- 8
A1c - Assaultive Offenses.....	A-10
A2 2020 Criminal Court Dispositions by Offense and Type of Disposition - All Offenses.....	A-12
A2a - Non-Assaultive Offenses.....	A-40
A2b - Drug Offenses.....	A-62
A2c - Assaultive Offenses.....	A-68
B. PRISON COMMITMENTS.....	B- 1
B1a Annual Prison Intake (<i>Excluding Additional Sentence Imposed</i>), 2006 - 2020.....	B- 2
B1b Reported Index Crimes and Prison Intake (<i>Excluding Additional Sentence Imposed</i>), 2013 - 2020.....	B- 3
B2 2020 Prison Commitments by Minimum Term Distribution (<i>Including Additional Sentence Imposed</i>) - All Offenses.....	B- 4
B2a - Non-Assaultive Offenses.....	B-19
B2b - Drug Offenses.....	B-26
B2c - Assaultive Offenses.....	B-28
B3 2020 Prison Commitments by Minimum Term Distribution for Women (<i>Including Additional Sentence Imposed</i>) - All Offenses.....	B-35
B4a Commitments by Age and Gender, 2001 - 2020.....	B-41
B4b 2020 Commitments by Age, Race and Gender.....	B-42
B5 2020 Commitments by Race and Gender.....	B-42
B5a Commitments by Race and Gender, 2001 - 2020.....	B-43
B6 Commitments by Type, 2001 - 2020.....	B-44
B7 Commitments by Major Crime Types, 2001 - 2020.....	B-45
C. PRISONER POPULATION.....	C- 1
Map of Correctional Facilities as of December 31, 2020.....	C- 2
2020 MDOC Facilities Listing and Facility Description.....	C- 3
C Net Operating Capacity by Security Level as of December 31, 2020.....	C-10
Ca Year-End Prison Population, 2006 - 2020.....	C-11
Cb Total Prison Population, Prison Commitments and Michigan Census, 1960 - 2020.....	C-12
Cc Trends in Prison Population, Prison Commitments and Michigan Census, 1960 - 2020.....	C-13
C1 2020 Total Prisoner Population by Minimum Term Distribution - All Offenses.....	C-14
C1a - Non-Assaultive Offenses.....	C-37
C1b - Drug Offenses.....	C-46
C1c - Assaultive Offenses.....	C-49
C2 2020 Total Prisoner Population by Minimum Term Distribution for Women - All Offenses.....	C-61
C3 2020 Age Breakdown of Prisoner Population by Location - Total Prisoner Population.....	C-71

	C3a - White Prisoner Population.....	C-73
	C3b - Non-White Prisoner Population.....	C-75
C4	2020 Prisoner Movement Summary, Institutions Only.....	C-77
C5	Prisoner Escapes from Secure DOC Custody, 2013 - 2020.....	C-78
D.	PAROLE BOARD.....	D- 1
D	Annual Movements to Parole, 2006 - 2020.....	D- 2
D1	Parole Board Activity, 2000 - 2020.....	D- 3
D1a	2020 Parole Board Actions.....	D- 4
D3	Three-Year Follow-Up Outcomes of Offenders Who Paroled in 2002 to 2017 by Year (Flat Three-Year Follow-Up Regardless of Parole Status).....	D- 5
E.	PROBATION AND PAROLE SUPERVISION.....	E- 1
	Map of Field Operations Administration Territories and Regions as of December 31, 2020 ...	E- 2
E1	Violations of Parole Supervision 2011 - 2020.....	E- 3
E2a	FY 2020 Field Operations Personnel Distributions.....	E- 4
E2b	FY 2020 Field Operations Funds Distribution.....	E- 4
E3a	2020 Field Operations Work Distribution - Investigations.....	E- 5
E3b	2020 Field Operations Work Distribution - Supervision.....	E- 5
E4	Number of Pre-Sentence Investigations, 2011 - 2020.....	E- 6
E5	Average Number of Parolees Supervised, 2011 - 2020.....	E- 7
E6	Average Number of Probationers Supervised, 2011 - 2020.....	E- 8
F.	DEPARTMENT OPERATIONS.....	F- 1
	PRISONER PROGRAM, DISCIPLINARY AND LITIGATION STATISTICS.....	F- 2
F1	2020 Prisoner Faith Preferences.....	F- 3
F2	Institutional Academic and Vocational Program Statistics, FY 2020.....	F- 4
F3a	2020 Prisoner Misconduct: Totals, Class I & II Charges.....	F- 5
F3b	2020 Prisoner Misconduct: Totals, Class I Charges.....	F- 6
F3c	2020 Prisoner Misconduct: Totals, Class II Charges.....	F- 7
F4	Litigation Statistics, 2016 - 2020.....	F- 8
	MICHIGAN STATE INDUSTRIES.....	F- 9
F5	MSI Seven-Year History of Total Sales and Net Margin, FY 2014 - 2020.....	F-10
F6	Comparison of Total Sales and Net Margin From Factory Operations, FY 2019 - 2020.....	F-11
F7	2020 Hourly Pay Schedule.....	F-12
	BUREAU OF HEALTH CARE SERVICES.....	F-13
F8	Health Care Expenditures Profile, FY 2011 - 2020.....	F-14
F9	Trend of Per Prisoner Health Care Expenditures Under Direct Control of MDOC, FY 2011 - 2020.....	F-15
	DEPARTMENT EXPENDITURES AND PERSONNEL SUMMARIES.....	F-16
F11	Gross Expenditures and Encumbrances Excluding Capital Outlay, FY 2020.....	F-17
F11a	Corrections Operating Expenditures, FY 2020.....	F-18
F12	Number of Employees as of December 31, 2020.....	F-19
F12a	Corrections Officers as of December 31, 2020.....	F-20
G.	RESERVED FOR FUTURE USE.....	G- 1

H.	COMMUNITY REENTRY PROGRAM AND ELECTRONIC MONITORING	H- 1
H1	New Community Reentry Program Participants Monthly by Program Site	H- 2
H2	Community Reentry Program Terminations Monthly by Program Site	H- 3
H3	End of Month Community Reentry Program Populations by Program Site	H- 4
H4	New Curfew Monitoring Participants Monthly by Offender Type.....	H- 5
H4a	New GPS Monitoring Participants Monthly by Offender Type.....	H- 6
H4b	New Participant Totals Monthly by Monitoring Technology	H- 7
H5	Monthly Curfew Monitoring Terminations by Offender Type	H- 8
H5a	Monthly GPS Monitoring Terminations by Offender Type	H- 9
H5b	Monthly Termination Totals by Monitoring Technology	H-10
H6	End of Month Curfew Monitoring Populations by Offender Type.....	H-11
H6a	End of Month GPS Monitoring Populations by Offender Type.....	H-12
H6b	End of Month Population Totals by Monitoring Technology.....	H-13
I.	SPECIAL ALTERNATIVE INCARCERATION PROGRAM (SAI)	I- 1
I1	2020 SAI Prisoner Intake by Offense	I- 2
I2	2020 SAI Probationer Intake	I- 4
I3	2018 - 2020 Comparison of SAI Probationer Intake (By Field Operations Administration Territories).....	I- 6
I4	SAI Phase I Prisoner Program Performance, 2018 - 2020	I- 7
I5	SAI Phase I Probationer Program Performance, 2018 - 2020.....	I- 7
I6	SAI Phase I Prisoner Post-Program Performance, 1993 - 2020	I- 8
I7	SAI Phase I Prisoner Post-Program Performance, 1993 - 2017	I- 8
J.	OFFICE OF COMMUNITY CORRECTIONS (OCC)	J- 1
J1	Offenders Enrolled in P.A. 511 Community Corrections Programs, FY 2020	J- 2
J2	Grants Awarded, FY 2020	J- 3
J3	FY 2020 Probation Residential Services.....	J- 4

MICHIGAN DEPARTMENT OF CORRECTIONS
Organizational Chart
As of December 31, 2020



Court Dispositions



This section contains data on statewide felony court dispositions broken down by offense, sentencing county and type of disposition. Offenders may have committed multiple offenses that the felony courts handle as a single court disposition or sentencing event. Both offender-based data and offense-based data have distinct uses that are not interchangeable, therefore, offender-based data is presented in **A1 Series of Tables**, and offense-specific data is presented in **A2 Series of Tables**.

Tables A and **A1** through **A1c** aggregate multiple offenses and/or disposition (sentencing) dates into offenders. In other words, offenders with multiple offenses and/or multiple dispositions from the same sentencing county during the year were reported as follows:

- Offenses/Dispositions for the same offender that occurred on different days were reported as separate disposition events. (It is possible that these separate events were combination events, as discussed in the next bullet.)
- Offenses/Dispositions for the same offender that occurred on the same day were aggregated together into one disposition event using the following sequence in order to report the most severe details for the disposition:
 - The most severe disposition was reported (e.g., a disposition to prison was reported over a disposition to jail).
 - If the dispositions were of equal severity, then the disposition with the longest minimum term was reported.
 - If the dispositions and minimum terms were of equal severity, then the disposition with the longest maximum term was reported. (Minimum term is used as the first severity tie-breaker, since it represents the minimum penalty imposed by the judge based on the mitigating/aggravating facts of the offender’s current criminal activity, whereas the maximum term represents the Legislature’s statutory limitations on judicial discretion for the current criminal activity.)

The **A1 Series of Tables** are based on offenders, so multiple offenses/dispositions for the same offender are aggregated and reported per the above sequence.

Table A shows the statewide prison commitment rates of offenders for the current year and the previous ten years.

Table A1 shows the court dispositions of offenders broken down by disposition type and by sentencing county within each of the ten Field Operations Administration (FOA) regions and two FOA territories.

Tables A1a through **A1c** show the information in **Table A1** broken down by major crime categories (i.e., non-assaultive, drug and assaultive offenses).

The **A2 Series of Tables** are based on all offenses, so multiple offenses/dispositions for the same offender are reported individually by offense.

Table A2 shows the court dispositions of offenses broken down by disposition type and offense.

Tables A2a through **A2c** show the information in **Table A2** broken down by major crime categories (i.e., non-assaultive, drug and assaultive offenses).

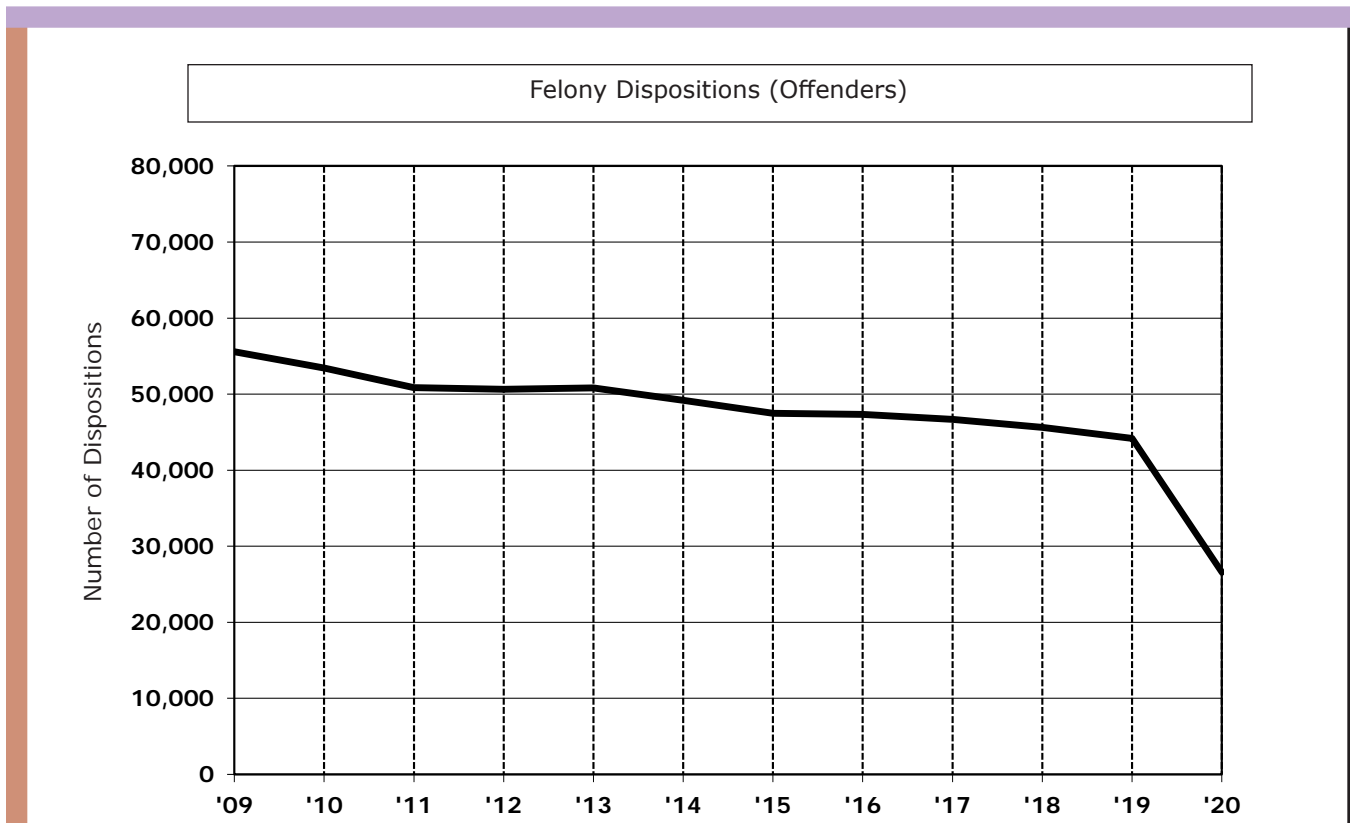
The crimes in the **A2 Series of Tables** are sorted by Michigan Compiled Law (MCL) numbers and Prosecuting Attorney’s Coordinating Council (PACC) codes (the sort order used since 1999). Since this sort order keeps related codes together, similar crimes that have identical maximum penalties are not consolidated. This level of detail provides much richer information, but the reader must be careful to watch for related codes when attempting to examine the frequency and disposition pattern for a particular type of crime. For example, several separate offense codes appear for the crime of first degree criminal sexual conduct (750.520B--) because each code represents a specific characteristic of the offense.

A Statewide Prison Commitment Rates

Calendar Years 2009 - 2020

Page 1 of 2

Year	Felony Dispositions (Offenders)	Felony Dispositions to Prison	Percent of Felony Dispositions to Prison
2009	55,592	10,702	19.3
2010	53,422	10,831	20.3
2011	50,862	10,287	20.2
2012	50,641	10,476	20.7
2013	50,817	10,969	21.6
2014	49,201	10,732	21.8
2015	47,480	10,159	21.4
2016	47,347	9,648	20.4
2017	46,684	9,188	19.7
2018	45,626	9,108	20.0
2019	44,177	8,669	19.6
2020	26,591	4,815	18.1

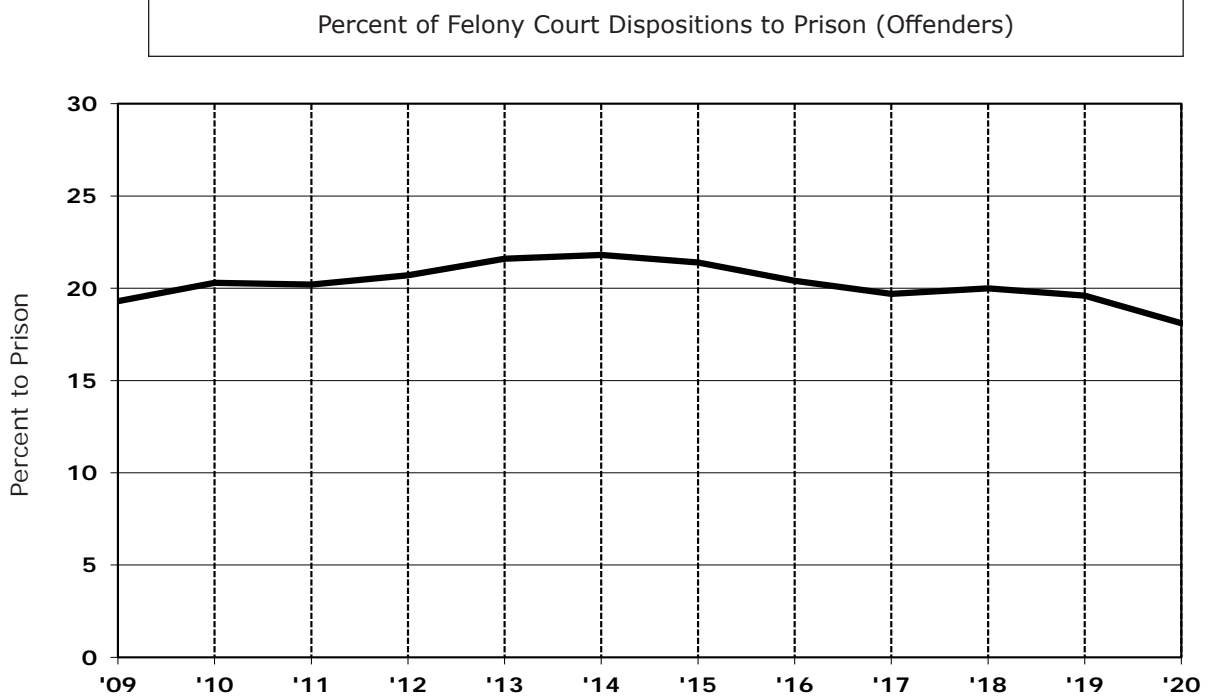
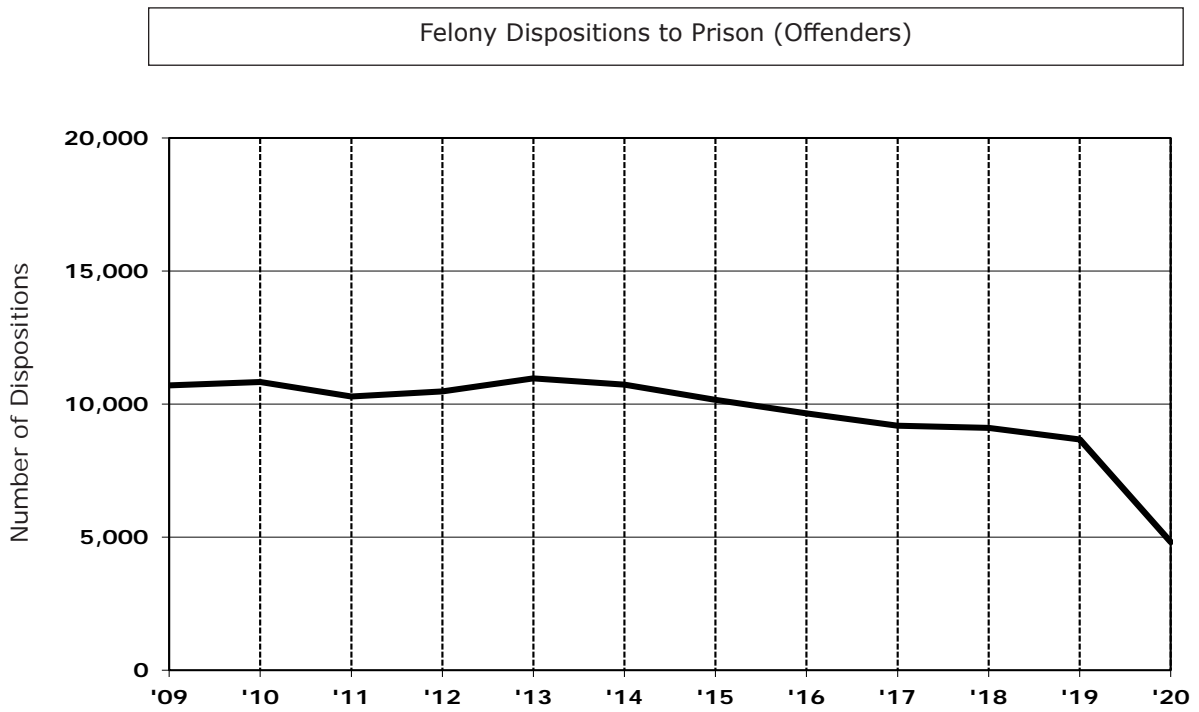


Source: OMNI Court Disposition Extracts

A Statewide Prison Commitment Rates

Calendar Years 2009 - 2020

Page 2 of 2



A1

2020 Criminal Court Dispositions (Offenders) by FOA Territory, Region and County - All Offenses

Page 1 of 2

	Total	Prison ¹	Jail	Jail/ Probation ²	Proba- tion ²	Other ³	Percents				
							Prison ¹	Jail	Jail/ Probation ²	Proba- tion ²	Other ³
STATE TOTALS	26,591	4,815	5,845	11,559	4,135	237	18.1	22.0	43.5	15.6	.9
OUTSTATE TERRITORY TOTALS	16,315	3,188	4,065	7,587	1,303	172	19.5	24.9	46.5	8.0	1.1
FOA REGION 1 TOTALS	924	248	205	426	43	2	26.8	22.2	46.1	4.7	.2
02 Alger	36	11	4	19	2		30.6	11.1	52.8	5.6	
07 Baraga	16	4	6	6			25.0	37.5	37.5		
17 Chippewa	180	64	63	49	2	2	35.6	35.0	27.2	1.1	1.1
21 Delta	174	52	38	80	4		29.9	21.8	46.0	2.3	
22 Dickinson	76	23	1	45	7		30.3	1.3	59.2	9.2	
27 Gogebic	49	7	9	29	4		14.3	18.4	59.2	8.2	
31 Houghton	40	8	11	21			20.0	27.5	52.5		
36 Iron	53	13	3	30	7		24.5	5.7	56.6	13.2	
42 Keweenaw	3	1		2			33.3		66.7		
48 Luce	27	9	5	13			33.3	18.5	48.1		
49 Mackinac	34	1	12	17	4		2.9	35.3	50.0	11.8	
52 Marquette	144	44	22	67	11		30.6	15.3	46.5	7.6	
55 Menominee	66	9	20	35	2		13.6	30.3	53.0	3.0	
66 Ontonagon	5	1	1	3			20.0	20.0	60.0		
77 Schoolcraft	21	1	10	10			4.8	47.6	47.6		
FOA REGION 2 TOTALS	860	246	124	435	46	9	28.6	14.4	50.6	5.3	1.0
05 Antrim	37	16	9	10	2		43.2	24.3	27.0	5.4	
10 Benzie	45	7	3	26	9		15.6	6.7	57.8	20.0	
15 Charlevoix	56	19	12	23	2		33.9	21.4	41.1	3.6	
24 Emmet	108	33	12	59	3	1	30.6	11.1	54.6	2.8	.9
28 Grand Traverse	181	81	27	69	3	1	44.8	14.9	38.1	1.7	.6
40 Kalkaska	93	20	34	23	9	7	21.5	36.6	24.7	9.7	7.5
45 Leelanau	8	5		3			62.5		37.5		
51 Manistee	78	13	4	52	9		16.7	5.1	66.7	11.5	
57 Missaukee	79	16	8	53	2		20.3	10.1	67.1	2.5	
83 Wexford	175	36	15	117	7		20.6	8.6	66.9	4.0	
FOA REGION 3 TOTALS	912	190	190	386	137	9	20.8	20.8	42.3	15.0	1.0
01 Alcona	30	8	8	10	4		26.7	26.7	33.3	13.3	
04 Alpena	114	31	17	62	3	1	27.2	14.9	54.4	2.6	.9
16 Cheboygan	116	30	26	1	58	1	25.9	22.4	.9	50.0	.9
20 Crawford	104	20	25	47	10	2	19.2	24.0	45.2	9.6	1.9
35 Iosco	104	11	19	68	4	2	10.6	18.3	65.4	3.8	1.9
60 Montmorency	24	6	8	8	1	1	25.0	33.3	33.3	4.2	4.2
65 Ogemaw	99	13	24	56	5	1	13.1	24.2	56.6	5.1	1.0
68 Oscoda	40	8	9	18	5		20.0	22.5	45.0	12.5	
69 Otsego	111	27	29	44	10	1	24.3	26.1	39.6	9.0	.9
71 Presque Isle	23	7	6		10		30.4	26.1		43.5	
72 Roscommon	147	29	19	72	27		19.7	12.9	49.0	18.4	
FOA REGION 4 TOTALS	5,138	1,036	1,212	2,594	242	54	20.2	23.6	50.5	4.7	1.1
03 Allegan	798	109	249	422	8	10	13.7	31.2	52.9	1.0	1.3
08 Barry	237	48	12	154	17	6	20.3	5.1	65.0	7.2	2.5
34 Ionia	235	111	22	99	3		47.2	9.4	42.1	1.3	
41 Kent	1,485	261	499	544	157	24	17.6	33.6	36.6	10.6	1.6
43 Lake	52	15	3	34			28.8	5.8	65.4		
53 Mason	73	9	3	60	1		12.3	4.1	82.2	1.4	
54 Mecosta	172	39	10	120	2	1	22.7	5.8	69.8	1.2	.6
59 Montcalm	227	88	26	113			38.8	11.5	49.8		
61 Muskegon	915	161	195	546	11	2	17.6	21.3	59.7	1.2	.2
62 Newaygo	210	54	21	132	3		25.7	10.0	62.9	1.4	
64 Oceana	109	19	17	64	8	1	17.4	15.6	58.7	7.3	.9
67 Osceola	84	18	9	54		3	21.4	10.7	64.3		3.6
70 Ottawa	541	104	146	252	32	7	19.2	27.0	46.6	5.9	1.3

A1

2020 Criminal Court Dispositions (Offenders) by FOA Territory, Region and County — All Offenses

Page 2 of 2

	Total	Prison ¹	Jail	Jail/ Probation ²	Probation ²	Other ³	Percents				
							Prison ¹	Jail	Jail/ Probation ²	Probation ²	Other ³
STATE TOTALS	26,591	4,815	5,845	11,559	4,135	237	18.1	22.0	43.5	15.6	.9
(Cont'd.) OUTSTATE TERRITORY TOTALS	16,315	3,188	4,065	7,587	1,303	172	19.5	24.9	46.5	8.0	1.1
FOA REGION 5 TOTALS	1,622	314	292	723	271	22	19.4	18.0	44.6	16.7	1.4
06 Arenac	48	9	10	23	4	2	18.8	20.8	47.9	8.3	4.2
09 Bay	239	44	48	112	32	3	18.4	20.1	46.9	13.4	1.3
18 Clare	156	25	19	70	42		16.0	12.2	44.9	26.9	
26 Gladwin	90	13	13	39	25		14.4	14.4	43.3	27.8	
29 Gratiot	109	56	5	48			51.4	4.6	44.0		
37 Isabella	352	63	64	219	3	3	17.9	18.2	62.2	.9	.9
56 Midland	193	20	38	100	31	4	10.4	19.7	51.8	16.1	2.1
73 Saginaw	435	84	95	112	134	10	19.3	21.8	25.7	30.8	2.3
FOA REGION 6 TOTALS	2,443	454	502	1,168	300	19	18.6	20.5	47.8	12.3	.8
25 Genesee	1,048	173	112	533	220	10	16.5	10.7	50.9	21.0	1.0
32 Huron	69	8	13	41	5	2	11.6	18.8	59.4	7.2	2.9
44 Lapeer	184	26	38	116	4		14.1	20.7	63.0	2.2	
74 St. Clair	695	127	272	262	34		18.3	39.1	37.7	4.9	
76 Sanilac	89	16	20	50	3		18.0	22.5	56.2	3.4	
78 Shiawassee	143	63	5	73	2		44.1	3.5	51.0	1.4	
79 Tuscola	215	41	42	93	32	7	19.1	19.5	43.3	14.9	3.3
FOA REGION 7 TOTALS	1,022	195	213	582	27	5	19.1	20.8	56.9	2.6	.5
19 Clinton	203	34	36	129	3	1	16.7	17.7	63.5	1.5	.5
23 Eaton	312	68	59	173	11	1	21.8	18.9	55.4	3.5	.3
33 Ingham	507	93	118	280	13	3	18.3	23.3	55.2	2.6	.6
FOA REGION 8 TOTALS	3,394	505	1,327	1,273	237	52	14.9	39.1	37.5	7.0	1.5
11 Berrien	800	172	255	347	15	11	21.5	31.9	43.4	1.9	1.4
12 Branch	253	47	84	117	5		18.6	33.2	46.2	2.0	
13 Calhoun	534	72	210	67	179	6	13.5	39.3	12.5	33.5	1.1
14 Cass	212	38	64	106	3	1	17.9	30.2	50.0	1.4	.5
39 Kalamazoo	1,025	87	486	406	19	27	8.5	47.4	39.6	1.9	2.6
75 St. Joseph	240	38	117	74	8	3	15.8	48.8	30.8	3.3	1.3
80 Van Buren	330	51	111	156	8	4	15.5	33.6	47.3	2.4	1.2
METROPOLITAN TERRITORY TOTALS	10,276	1,627	1,780	3,972	2,832	65	15.8	17.3	38.7	27.6	.6
FOA REGION 9 TOTALS	2,366	522	463	1,126	252	3	22.1	19.6	47.6	10.7	.1
30 Hillsdale	69	34	9	25	1		49.3	13.0	36.2	1.4	
38 Jackson	927	215	213	464	35		23.2	23.0	50.1	3.8	
46 Lenawee	146	39	16	76	15		26.7	11.0	52.1	10.3	
47 Livingston	448	89	106	219	33	1	19.9	23.7	48.9	7.4	.2
58 Monroe	322	82	36	199	5		25.5	11.2	61.8	1.6	
81 Washtenaw	454	63	83	143	163	2	13.9	18.3	31.5	35.9	.4
FOA REGION 10 TOTALS	7,910	1,105	1,317	2,846	2,580	62	14.0	16.6	36.0	32.6	.8
50 Macomb	2,275	259	411	1,019	538	48	11.4	18.1	44.8	23.6	2.1
63 Oakland	2,570	373	706	1,332	147	12	14.5	27.5	51.8	5.7	.5
82 Wayne	3,065	473	200	495	1,895	2	15.4	6.5	16.2	61.8	.1

¹ Includes HYTA Prison.

² Includes Delayed and Suspended Sentences, HYTA Probation, and SAI Probation.

³ Includes Restitution, Fines, Costs, Community Service and DHS sentences.

Source: OMNI Court Disposition Extracts

A1a 2020 Criminal Court Dispositions (Offenders) by FOA Territory, Region and County - Non-Assaultive Offenses

Page 1 of 2

	Total	Prison ¹	Jail	Jail/ Probation ²	Proba- tion ²	Other ³	Percents				
							Prison ¹	Jail	Jail/ Probation ²	Proba- tion ²	Other ³
STATE TOTALS	11,903	1,769	2,636	5,238	2,115	145	14.9	22.1	44.0	17.8	1.2
OUTSTATE TERRITORY TOTALS	6,792	1,127	1,743	3,218	604	100	16.6	25.7	47.4	8.9	1.5
FOA REGION 1 TOTALS	339	80	72	164	22	1	23.6	21.2	48.4	6.5	.3
02 Alger	11	6		4	1		54.5		36.4	9.1	
07 Baraga	3	2		1			66.7		33.3		
17 Chippewa	89	38	23	27		1	42.7	25.8	30.3		1.1
21 Delta	54	9	12	32	1		16.7	22.2	59.3	1.9	
22 Dickinson	28	3	1	19	5		10.7	3.6	67.9	17.9	
27 Gogebic	22	1	3	14	4		4.5	13.6	63.6	18.2	
31 Houghton	12	2	4	6			16.7	33.3	50.0		
36 Iron	21	3		14	4		14.3		66.7	19.0	
42 Keweenaw	0										
48 Luce	16	5	3	8			31.3	18.8	50.0		
49 Mackinac	15		6	9				40.0	60.0		
52 Marquette	31	7	8	11	5		22.6	25.8	35.5	16.1	
55 Menominee	27	3	9	13	2		11.1	33.3	48.1	7.4	
66 Ontonagon	3			3					100.0		
77 Schoolcraft	7	1	3	3			14.3	42.9	42.9		
FOA REGION 2 TOTALS	304	77	40	161	21	5	25.3	13.2	53.0	6.9	1.6
05 Antrim	12	4	3	3	2		33.3	25.0	25.0	16.7	
10 Benzie	23	5	2	14	2		21.7	8.7	60.9	8.7	
15 Charlevoix	19	5	3	10	1		26.3	15.8	52.6	5.3	
24 Emmet	45	11	5	25	3	1	24.4	11.1	55.6	6.7	2.2
28 Grand Traverse	75	30	8	36	1		40.0	10.7	48.0	1.3	
40 Kalkaska	26	5	7	8	2	4	19.2	26.9	30.8	7.7	15.4
45 Leelanau	3	2		1			66.7		33.3		
51 Manistee	35	5	2	21	7		14.3	5.7	60.0	20.0	
57 Missaukee	36	5	4	25	2		13.9	11.1	69.4	5.6	
83 Wexford	30	5	6	18	1		16.7	20.0	60.0	3.3	
FOA REGION 3 TOTALS	358	53	77	162	59	7	14.8	21.5	45.3	16.5	2.0
01 Alcona	17	2	6	6	3		11.8	35.3	35.3	17.6	
04 Alpena	43	5	6	30	2		11.6	14.0	69.8	4.7	
16 Cheboygan	42	9	10	1	21	1	21.4	23.8	2.4	50.0	2.4
20 Crawford	36	10	7	14	4	1	27.8	19.4	38.9	11.1	2.8
35 Iosco	46	1	10	31	2	2	2.2	21.7	67.4	4.3	4.3
60 Montmorency	6	1	3	1		1	16.7	50.0	16.7		16.7
65 Ogemaw	40	4	11	22	2	1	10.0	27.5	55.0	5.0	2.5
68 Oscoda	13	1	3	8	1		7.7	23.1	61.5	7.7	
69 Otsego	47	7	13	19	7	1	14.9	27.7	40.4	14.9	2.1
71 Presque Isle	6	3	1		2		50.0	16.7		33.3	
72 Roscommon	62	10	7	30	15		16.1	11.3	48.4	24.2	
FOA REGION 4 TOTALS	2,244	429	551	1,102	128	34	19.1	24.6	49.1	5.7	1.5
03 Allegan	258	31	92	123	6	6	12.0	35.7	47.7	2.3	2.3
08 Barry	92	17	2	61	9	3	18.5	2.2	66.3	9.8	3.3
34 Ionia	118	72	6	37	3		61.0	5.1	31.4	2.5	
41 Kent	771	121	246	302	87	15	15.7	31.9	39.2	11.3	1.9
43 Lake	24	5	3	16			20.8	12.5	66.7		
53 Mason	24	2	1	21			8.3	4.2	87.5		
54 Mecosta	65	10	3	50	1	1	15.4	4.6	76.9	1.5	1.5
59 Montcalm	95	53	10	32			55.8	10.5	33.7		
61 Muskegon	395	57	97	235	5	1	14.4	24.6	59.5	1.3	.3
62 Newaygo	84	15	5	63	1		17.9	6.0	75.0	1.2	
64 Oceana	31	5	5	21			16.1	16.1	67.7		
67 Osceola	36	4	7	23		2	11.1	19.4	63.9		5.6
70 Ottawa	251	37	74	118	16	6	14.7	29.5	47.0	6.4	2.4

A1a 2020 Criminal Court Dispositions (Offenders) by FOA Territory, Region and County — Non-Assaultive Offenses

Page 2 of 2

	Total	Prison ¹	Jail	Jail/ Probation ²	Proba- tion ²	Other ³	Percents				
							Prison ¹	Jail	Jail/ Probation ²	Proba- tion ²	Other ³
STATE TOTALS	11,903	1,769	2,636	5,238	2,115	145	14.9	22.1	44.0	17.8	1.2
(Cont'd.) OUTSTATE TERRITORY TOTALS	6,792	1,127	1,743	3,218	604	100	16.6	25.7	47.4	8.9	1.5
FOA REGION 5 TOTALS	761	130	144	342	131	14	17.1	18.9	44.9	17.2	1.8
06 Arenac	18	4	3	9	1	1	22.2	16.7	50.0	5.6	5.6
09 Bay	114	17	22	57	16	2	14.9	19.3	50.0	14.0	1.8
18 Clare	58	4	11	31	12		6.9	19.0	53.4	20.7	
26 Gladwin	46	8	5	20	13		17.4	10.9	43.5	28.3	
29 Gratiot	61	30	2	29			49.2	3.3	47.5		
37 Isabella	154	20	34	97	2	1	13.0	22.1	63.0	1.3	.6
56 Midland	100	6	25	48	17	4	6.0	25.0	48.0	17.0	4.0
73 Saginaw	210	41	42	51	70	6	19.5	20.0	24.3	33.3	2.9
FOA REGION 6 TOTALS	1,066	156	232	525	144	9	14.6	21.8	49.2	13.5	.8
25 Genesee	440	62	47	224	104	3	14.1	10.7	50.9	23.6	.7
32 Huron	39	3	7	24	3	2	7.7	17.9	61.5	7.7	5.1
44 Lapeer	88	9	17	61	1		10.2	19.3	69.3	1.1	
74 St. Clair	304	37	125	129	13		12.2	41.1	42.4	4.3	
76 Sanilac	36	6	11	17	2		16.7	30.6	47.2	5.6	
78 Shiawassee	52	21	4	26	1		40.4	7.7	50.0	1.9	
79 Tuscola	107	18	21	44	20	4	16.8	19.6	41.1	18.7	3.7
FOA REGION 7 TOTALS	424	54	101	255	12	2	12.7	23.8	60.1	2.8	.5
19 Clinton	75	8	20	46		1	10.7	26.7	61.3		1.3
23 Eaton	141	24	21	87	8	1	17.0	14.9	61.7	5.7	.7
33 Ingham	208	22	60	122	4		10.6	28.8	58.7	1.9	
FOA REGION 8 TOTALS	1,296	148	526	507	87	28	11.4	40.6	39.1	6.7	2.2
11 Berrien	314	38	120	144	5	7	12.1	38.2	45.9	1.6	2.2
12 Branch	99	22	34	43			22.2	34.3	43.4		
13 Calhoun	186	26	68	25	65	2	14.0	36.6	13.4	34.9	1.1
14 Cass	71	10	25	34	2		14.1	35.2	47.9	2.8	
39 Kalamazoo	422	31	194	173	10	14	7.3	46.0	41.0	2.4	3.3
75 St. Joseph	77	5	45	26		1	6.5	58.4	33.8		1.3
80 Van Buren	127	16	40	62	5	4	12.6	31.5	48.8	3.9	3.1
METROPOLITAN TERRITORY TOTALS	5,111	642	893	2,020	1,511	45	12.6	17.5	39.5	29.6	.9
FOA REGION 9 TOTALS	1,042	212	192	513	123	2	20.3	18.4	49.2	11.8	.2
30 Hillsdale	26	12	4	9	1		46.2	15.4	34.6		3.8
38 Jackson	430	114	83	216	17		26.5	19.3	50.2		4.0
46 Lenawee	54	13	4	28	9		24.1	7.4	51.9		16.7
47 Livingston	216	38	54	107	16	1	17.6	25.0	49.5		7.4
58 Monroe	113	15	15	82	1		13.3	13.3	72.6		.9
81 Washtenaw	203	20	32	71	79	1	9.9	15.8	35.0		38.9
FOA REGION 10 TOTALS	4,069	430	701	1,507	1,388	43	10.6	17.2	37.0	34.1	1.1
50 Macomb	965	86	198	421	227	33	8.9	20.5	43.6		23.5
63 Oakland	1,464	158	416	791	91	8	10.8	28.4	54.0		6.2
82 Wayne	1,640	186	87	295	1,070	2	11.3	5.3	18.0		65.2

¹ Includes HYTA Prison.

² Includes Delayed and Suspended Sentences, HYTA Probation, and SAI Probation.

³ Includes Restitution, Fines, Costs, Community Service and DHS sentences.

Source: OMNI Court Disposition Extracts

A1b 2020 Criminal Court Dispositions (Offenders) by FOA Territory, Region and County - Drug Offenses

Page 1 of 2

	Total	Prison ¹	Jail	Jail/ Probation ²	Proba- tion ²	Other ³	Percents				
							Prison ¹	Jail	Jail/ Probation ²	Proba- tion ²	Other ³
STATE TOTALS	7,284	990	1,924	3,321	1,005	44	13.6	26.4	45.6	13.8	.6
OUTSTATE TERRITORY TOTALS	4,924	779	1,395	2,330	387	33	15.8	28.3	47.3	7.9	.7
FOA REGION 1 TOTALS	362	100	83	167	12		27.6	22.9	46.1	3.3	
02 Alger	18	1	3	13	1		5.6	16.7	72.2	5.6	
07 Baraga	9		4	5				44.4	55.6		
17 Chippewa	44	11	23	9	1		25.0	52.3	20.5	2.3	
21 Delta	87	39	18	28	2		44.8	20.7	32.2	2.3	
22 Dickinson	34	17		16	1		50.0		47.1	2.9	
27 Gogebic	14	2	3	9			14.3	21.4	64.3		
31 Houghton	18	5	3	10			27.8	16.7	55.6		
36 Iron	18	5	1	11	1		27.8	5.6	61.1	5.6	
42 Keweenaw	2	1		1			50.0		50.0		
48 Luce	6	1	2	3			16.7	33.3	50.0		
49 Mackinac	13		3	7	3			23.1	53.8	23.1	
52 Marquette	68	14	10	41	3		20.6	14.7	60.3	4.4	
55 Menominee	21	4	8	9			19.0	38.1	42.9		
66 Ontonagon	0										
77 Schoolcraft	10		5	5				50.0	50.0		
FOA REGION 2 TOTALS	318	81	47	172	17	1	25.5	14.8	54.1	5.3	.3
05 Antrim	7	2	3	2			28.6	42.9	28.6		
10 Benzie	13		1	8	4			7.7	61.5	30.8	
15 Charlevoix	17	4	3	10			23.5	17.6	58.8		
24 Emmet	34	12	5	17			35.3	14.7	50.0		
28 Grand Traverse	57	25	13	18	1		43.9	22.8	31.6	1.8	
40 Kalkaska	42	7	15	13	6	1	16.7	35.7	31.0	14.3	2.4
45 Leelanau	2	1		1			50.0		50.0		
51 Manistee	20		1	17	2			5.0	85.0	10.0	
57 Missaukee	25	7	1	17			28.0	4.0	68.0		
83 Wexford	101	23	5	69	4		22.8	5.0	68.3	4.0	
FOA REGION 3 TOTALS	304	66	67	121	49	1	21.7	22.0	39.8	16.1	.3
01 Alcona	2	1		1			50.0		50.0		
04 Alpena	30	12	2	16			40.0	6.7	53.3		
16 Cheboygan	47	12	11		24		25.5	23.4		51.1	
20 Crawford	38	6	12	14	5	1	15.8	31.6	36.8	13.2	2.6
35 Iosco	20	1	5	13	1		5.0	25.0	65.0	5.0	
60 Montmorency	10	5	3	2			50.0	30.0	20.0		
65 Ogemaw	45	5	10	28	2		11.1	22.2	62.2	4.4	
68 Oscoda	8	1		6	1		12.5		75.0	12.5	
69 Otsego	38	9	12	15	2		23.7	31.6	39.5	5.3	
71 Presque Isle	10	2	3		5		20.0	30.0		50.0	
72 Roscommon	56	12	9	26	9		21.4	16.1	46.4	16.1	
FOA REGION 4 TOTALS	1,467	216	390	798	53	10	14.7	26.6	54.4	3.6	.7
03 Allegan	344	28	120	192	1	3	8.1	34.9	55.8	.3	.9
08 Barry	76	13	7	50	4	2	17.1	9.2	65.8	5.3	2.6
34 Ionia	50	12	9	29			24.0	18.0	58.0		
41 Kent	300	46	129	97	26	2	15.3	43.0	32.3	8.7	.7
43 Lake	15	3		12			20.0		80.0		
53 Mason	21	3		18			14.3		85.7		
54 Mecosta	59	13	4	41	1		22.0	6.8	69.5	1.7	
59 Montcalm	54	15	5	34			27.8	9.3	63.0		
61 Muskegon	260	28	59	169	4		10.8	22.7	65.0	1.5	
62 Newaygo	82	21	12	47	2		25.6	14.6	57.3	2.4	
64 Oceana	50	7	6	29	7	1	14.0	12.0	58.0	14.0	2.0
67 Osceola	29	8		20		1	27.6		69.0		3.4
70 Ottawa	127	19	39	60	8	1	15.0	30.7	47.2	6.3	.8

A1b 2020 Criminal Court Dispositions (Offenders) by FOA Territory, Region and County — Drug Offenses

Page 2 of 2

	Total	Prison ¹	Jail	Jail/ Probation ²	Proba- tion ²	Other ³	Percents				
							Prison ¹	Jail	Jail/ Probation ²	Proba- tion ²	Other ³
STATE TOTALS	7,284	990	1,924	3,321	1,005	44	13.6	26.4	45.6	13.8	.6
(Cont'd.) OUTSTATE TERRITORY TOTALS	4,924	779	1,395	2,330	387	33	15.8	28.3	47.3	7.9	.7
FOA REGION 5 TOTALS	425	53	82	201	83	6	12.5	19.3	47.3	19.5	1.4
06 Arenac	13	1	4	5	2	1	7.7	30.8	38.5	15.4	7.7
09 Bay	57	6	14	22	14	1	10.5	24.6	38.6	24.6	1.8
18 Clare	53	7	6	25	15		13.2	11.3	47.2	28.3	
26 Gladwin	20	1	2	11	6		5.0	10.0	55.0	30.0	
29 Gratiot	19	4	3	12			21.1	15.8	63.2		
37 Isabella	126	21	23	80		2	16.7	18.3	63.5		1.6
56 Midland	24	1	2	17	4		4.2	8.3	70.8	16.7	
73 Saginaw	113	12	28	29	42	2	10.6	24.8	25.7	37.2	1.8
FOA REGION 6 TOTALS	633	98	150	302	79	4	15.5	23.7	47.7	12.5	.6
25 Genesee	250	27	28	133	59	3	10.8	11.2	53.2	23.6	1.2
32 Huron	15	1	3	10	1		6.7	20.0	66.7	6.7	
44 Lapeer	50	3	14	32	1		6.0	28.0	64.0	2.0	
74 St. Clair	219	40	90	74	15		18.3	41.1	33.8	6.8	
76 Sanilac	22	5	6	11			22.7	27.3	50.0		
78 Shiawassee	54	19	1	34			35.2	1.9	63.0		
79 Tuscola	23	3	8	8	3	1	13.0	34.8	34.8	13.0	4.3
FOA REGION 7 TOTALS	243	28	59	148	6	2	11.5	24.3	60.9	2.5	.8
19 Clinton	85	13	10	59	3		15.3	11.8	69.4	3.5	
23 Eaton	77	10	24	42	1		13.0	31.2	54.5	1.3	
33 Ingham	81	5	25	47	2	2	6.2	30.9	58.0	2.5	2.5
FOA REGION 8 TOTALS	1,172	137	517	421	88	9	11.7	44.1	35.9	7.5	.8
11 Berrien	212	55	63	88	5	1	25.9	29.7	41.5	2.4	.5
12 Branch	104	14	37	49	4		13.5	35.6	47.1	3.8	
13 Calhoun	203	15	97	25	65	1	7.4	47.8	12.3	32.0	.5
14 Cass	97	16	32	48	1		16.5	33.0	49.5	1.0	
39 Kalamazoo	335	12	189	124	5	5	3.6	56.4	37.0	1.5	1.5
75 St. Joseph	97	13	48	28	6	2	13.4	49.5	28.9	6.2	2.1
80 Van Buren	124	12	51	59	2		9.7	41.1	47.6	1.6	
METROPOLITAN TERRITORY TOTALS	2,360	211	529	991	618	11	8.9	22.4	42.0	26.2	.5
FOA REGION 9 TOTALS	624	107	152	300	65		17.1	24.4	48.1	10.4	
30 Hillsdale	13	6	4	3			46.2	30.8	23.1		
38 Jackson	298	49	89	146	14		16.4	29.9	49.0	4.7	
46 Lenawee	34	6	3	22	3		17.6	8.8	64.7	8.8	
47 Livingston	90	12	24	46	8		13.3	26.7	51.1	8.9	
58 Monroe	112	31	11	68	2		27.7	9.8	60.7	1.8	
81 Washtenaw	77	3	21	15	38		3.9	27.3	19.5	49.4	
FOA REGION 10 TOTALS	1,736	104	377	691	553	11	6.0	21.7	39.8	31.9	.6
50 Macomb	814	29	159	395	222	9	3.6	19.5	48.5	27.3	1.1
63 Oakland	451	47	159	226	17	2	10.4	35.3	50.1	3.8	.4
82 Wayne	471	28	59	70	314		5.9	12.5	14.9	66.7	

¹ Includes HYTA Prison.

² Includes Delayed and Suspended Sentences, HYTA Probation, and SAI Probation.

³ Includes Restitution, Fines, Costs, Community Service and DHS sentences.

Source: OMNI Court Disposition Extracts

A1c 2020 Criminal Court Dispositions (Offenders) by FOA Territory, Region and County - Assaultive Offenses

Page 1 of 2

	Total	Prison ¹	Jail	Jail/ Probation ²	Proba- tion ²	Other ³	Percents				
							Prison ¹	Jail	Jail/ Probation ²	Proba- tion ²	Other ³
STATE TOTALS	7,403	2,055	1,285	3,000	1,015	48	27.8	17.4	40.5	13.7	.6
OUTSTATE TERRITORY TOTALS	4,599	1,282	927	2,039	312	39	27.9	20.2	44.3	6.8	.8
FOA REGION 1 TOTALS	223	68	50	95	9	1	30.5	22.4	42.6	4.0	.4
02 Alger	7	4	1	2			57.1	14.3	28.6		
07 Baraga	4	2	2				50.0	50.0			
17 Chippewa	47	15	17	13	1	1	31.9	36.2	27.7	2.1	2.1
21 Delta	33	4	8	20	1		12.1	24.2	60.6	3.0	
22 Dickinson	14	3		10	1		21.4		71.4	7.1	
27 Gogebic	13	4	3	6			30.8	23.1	46.2		
31 Houghton	10	1	4	5			10.0	40.0	50.0		
36 Iron	14	5	2	5	2		35.7	14.3	35.7	14.3	
42 Keweenaw	1			1					100.0		
48 Luce	5	3		2			60.0		40.0		
49 Mackinac	6	1	3	1	1		16.7	50.0	16.7	16.7	
52 Marquette	45	23	4	15	3		51.1	8.9	33.3	6.7	
55 Menominee	18	2	3	13			11.1	16.7	72.2		
66 Ontonagon	2	1	1				50.0	50.0			
77 Schoolcraft	4		2	2				50.0	50.0		
FOA REGION 2 TOTALS	238	88	37	102	8	3	37.0	15.5	42.9	3.4	1.3
05 Antrim	18	10	3	5			55.6	16.7	27.8		
10 Benzie	9	2		4	3		22.2		44.4	33.3	
15 Charlevoix	20	10	6	3	1		50.0	30.0	15.0	5.0	
24 Emmet	29	10	2	17			34.5	6.9	58.6		
28 Grand Traverse	49	26	6	15	1	1	53.1	12.2	30.6	2.0	2.0
40 Kalkaska	25	8	12	2	1	2	32.0	48.0	8.0	4.0	8.0
45 Leelanau	3	2		1			66.7		33.3		
51 Manistee	23	8	1	14			34.8	4.3	60.9		
57 Missaukee	18	4	3	11			22.2	16.7	61.1		
83 Wexford	44	8	4	30	2		18.2	9.1	68.2	4.5	
FOA REGION 3 TOTALS	250	71	46	103	29	1	28.4	18.4	41.2	11.6	.4
01 Alcona	11	5	2	3	1		45.5	18.2	27.3	9.1	
04 Alpena	41	14	9	16	1	1	34.1	22.0	39.0	2.4	2.4
16 Cheboygan	27	9	5		13		33.3	18.5		48.1	
20 Crawford	30	4	6	19	1		13.3	20.0	63.3	3.3	
35 Iosco	38	9	4	24	1		23.7	10.5	63.2	2.6	
60 Montmorency	8		2	5	1			25.0	62.5	12.5	
65 Ogemaw	14	4	3	6	1		28.6	21.4	42.9	7.1	
68 Oscoda	19	6	6	4	3		31.6	31.6	21.1	15.8	
69 Otsego	26	11	4	10	1		42.3	15.4	38.5	3.8	
71 Presque Isle	7	2	2		3		28.6	28.6		42.9	
72 Roscommon	29	7	3	16	3		24.1	10.3	55.2	10.3	
FOA REGION 4 TOTALS	1,427	391	271	694	61	10	27.4	19.0	48.6	4.3	.7
03 Allegan	196	50	37	107	1	1	25.5	18.9	54.6	.5	.5
08 Barry	69	18	3	43	4	1	26.1	4.3	62.3	5.8	1.4
34 Ionia	67	27	7	33			40.3	10.4	49.3		
41 Kent	414	94	124	145	44	7	22.7	30.0	35.0	10.6	1.7
43 Lake	13	7		6			53.8		46.2		
53 Mason	28	4	2	21	1		14.3	7.1	75.0	3.6	
54 Mecosta	48	16	3	29			33.3	6.3	60.4		
59 Montcalm	78	20	11	47			25.6	14.1	60.3		
61 Muskegon	260	76	39	142	2	1	29.2	15.0	54.6	.8	.4
62 Newaygo	44	18	4	22			40.9	9.1	50.0		
64 Oceana	28	7	6	14	1		25.0	21.4	50.0	3.6	
67 Osceola	19	6	2	11			31.6	10.5	57.9		
70 Ottawa	163	48	33	74	8		29.4	20.2	45.4	4.9	

A1c 2020 Criminal Court Dispositions (Offenders) by FOA Territory, Region and County — Assaultive Offenses

Page 2 of 2

	Total	Prison ¹	Jail	Jail/ Probation ²	Proba- tion ²	Other ³	Percents				
							Prison ¹	Jail	Jail/ Probation ²	Proba- tion ²	Other ³
STATE TOTALS	7,403	2,055	1,285	3,000	1,015	48	27.8	17.4	40.5	13.7	.6
(Cont'd.) OUTSTATE TERRITORY TOTALS	4,599	1,282	927	2,039	312	39	27.9	20.2	44.3	6.8	.8
FOA REGION 5 TOTALS	436	131	66	180	57	2	30.0	15.1	41.3	13.1	.5
06 Arenac	17	4	3	9	1		23.5	17.6	52.9	5.9	
09 Bay	68	21	12	33	2		30.9	17.6	48.5	2.9	
18 Clare	45	14	2	14	15		31.1	4.4	31.1	33.3	
26 Gladwin	24	4	6	8	6		16.7	25.0	33.3	25.0	
29 Gratiot	29	22		7			75.9		24.1		
37 Isabella	72	22	7	42	1		30.6	9.7	58.3	1.4	
56 Midland	69	13	11	35	10		18.8	15.9	50.7	14.5	
73 Saginaw	112	31	25	32	22	2	27.7	22.3	28.6	19.6	1.8
FOA REGION 6 TOTALS	744	200	120	341	77	6	26.9	16.1	45.8	10.3	.8
25 Genesee	358	84	37	176	57	4	23.5	10.3	49.2	15.9	1.1
32 Huron	15	4	3	7	1		26.7	20.0	46.7	6.7	
44 Lapeer	46	14	7	23	2		30.4	15.2	50.0	4.3	
74 St. Clair	172	50	57	59	6		29.1	33.1	34.3	3.5	
76 Sanilac	31	5	3	22	1		16.1	9.7	71.0	3.2	
78 Shiawassee	37	23		13	1		62.2		35.1	2.7	
79 Tuscola	85	20	13	41	9	2	23.5	15.3	48.2	10.6	2.4
FOA REGION 7 TOTALS	355	113	53	179	9	1	31.8	14.9	50.4	2.5	.3
19 Clinton	43	13	6	24			30.2	14.0	55.8		
23 Eaton	94	34	14	44	2		36.2	14.9	46.8	2.1	
33 Ingham	218	66	33	111	7	1	30.3	15.1	50.9	3.2	.5
FOA REGION 8 TOTALS	926	220	284	345	62	15	23.8	30.7	37.3	6.7	1.6
11 Berrien	274	79	72	115	5	3	28.8	26.3	42.0	1.8	1.1
12 Branch	50	11	13	25	1		22.0	26.0	50.0	2.0	
13 Calhoun	145	31	45	17	49	3	21.4	31.0	11.7	33.8	2.1
14 Cass	44	12	7	24		1	27.3	15.9	54.5		2.3
39 Kalamazoo	268	44	103	109	4	8	16.4	38.4	40.7	1.5	3.0
75 St. Joseph	66	20	24	20	2		30.3	36.4	30.3	3.0	
80 Van Buren	79	23	20	35	1		29.1	25.3	44.3	1.3	
METROPOLITAN TERRITORY TOTALS	2,804	773	358	961	703	9	27.6	12.8	34.3	25.1	.3
FOA REGION 9 TOTALS	700	203	119	313	64	1	29.0	17.0	44.7	9.1	.1
30 Hillsdale	30	16	1	13			53.3	3.3	43.3		
38 Jackson	199	52	41	102	4		26.1	20.6	51.3	2.0	
46 Lenawee	58	20	9	26	3		34.5	15.5	44.8	5.2	
47 Livingston	142	39	28	66	9		27.5	19.7	46.5	6.3	
58 Monroe	97	36	10	49	2		37.1	10.3	50.5	2.1	
81 Washtenaw	174	40	30	57	46	1	23.0	17.2	32.8	26.4	.6
FOA REGION 10 TOTALS	2,104	570	239	648	639	8	27.1	11.4	30.8	30.4	.4
50 Macomb	495	143	54	203	89	6	28.9	10.9	41.0	18.0	1.2
63 Oakland	655	168	131	315	39	2	25.6	20.0	48.1	6.0	.3
82 Wayne	954	259	54	130	511		27.1	5.7	13.6	53.6	

¹ Includes HYTA Prison.

² Includes Delayed and Suspended Sentences, HYTA Probation, and SAI Probation.

³ Includes Restitution, Fines, Costs, Community Service and DHS sentences.

Source: OMNI Court Disposition Extracts

2020 Criminal Court Dispositions by Offense and Type of Disposition – All Offenses

			DISPOSITIONS					
Compiled Laws	Offense	Max. Penalty	Total	Prison ¹	Jail	Jail/ Probation ²	Probation ²	Other ³
		GRAND TOTAL	41,702	8,912	10,539	15,928	5,879	444
		%		21.4%	25.3%	38.2%	14.1%	1.1%
		VIOLATIONS	39,035	8,726	9,762	14,817	5,319	411
		ATTEMPTS	2,667	186	777	1,111	560	33
10.33	Executive Orders - Violation	MISD	3			2		1
		ATTEMPTS						
28.173A	DNA Profiling - Refuse or Resist	MISD	1		1			
	Providing Samples	ATTEMPTS						
28.243A	Fingerprinting - Refusal	MISD	2			1	1	
		ATTEMPTS						
28.2931	State ID Card - False Application	5	2		1		1	
		ATTEMPTS						
28.2951B-A	State ID Card - Alter/Forge/Use	5	6	2	3	1		
	to Commit Felony or Misdemeanor	ATTEMPTS						
28.2952	State ID Card - 1 Year Misdemeanor	MISD	1				1	
		ATTEMPTS						
28.2953-A	State ID Card - Counterfeit/Forged,	MISD	1		1			
	Possession	ATTEMPTS						
28.295A1	State ID Card - False Certification/ Impermissible Use Pers. Info	4	1				1	
		ATTEMPTS						
28.425K2A	Weapons - Pistols, Carrying	MISD	10		5	3		2
	Concealed While Under the Influence	ATTEMPTS						
28.729	Sex Offenders - Failure to Register	4	98	22	44	25	6	1
		ATTEMPTS	18	1	9	8		
28.7291B	Sex Offenders - Failure to Register - 2nd Offense	7	9	2	6	1		
		ATTEMPTS						
28.7291C	Sex Offenders - Failure to Register - 3rd Offense	10	14	3	6	4	1	
		ATTEMPTS						
28.7292	Sex Offenders - Failure to Comply w/ Duties	MISD	62	4	31	24	2	1
		ATTEMPTS	3		2	1		
28.7293	Sex Offenders - Failure to Sign Registration	MISD	1					1
		ATTEMPTS						
28.7294	Sex Offenders - Refusing/Failing to Pay Registration Fee	MISD	7		6	1		
		ATTEMPTS						
168.7598	Election Law - Forging Signature on Absentee Ballot Application	5	1			1		
		ATTEMPTS						
205.271A	Taxes - Fail to File/False Return	5	21				21	
		ATTEMPTS						
205.4282	Tobacco Products Tax Act	5	5		4		1	
	Violation Felony	ATTEMPTS	1				1	
205.4284	Tobacco Products Tax Act Violations	MISD	1		1			
		ATTEMPTS						
257.215	Operating - Unregistered Vehicle	MISD	19		10	2	6	1
		ATTEMPTS						
257.233A6	Motor Vehicles - Odometer	5	2		1	1		
	Tampering	ATTEMPTS						
257.234	Motor Vehicle Code - Failure to Transfer Title	MISD	1		1			
		ATTEMPTS						
257.254	Motor Vehicle Code - Intent to Pass False Title	10	3		1		2	
		ATTEMPTS						
257.256	License Plate/Registration/Title	MISD	69		27	8	31	3
	Unlawful Use	ATTEMPTS						

NOTE: Be sure to check for related offense codes when examining a particular type of crime. They may or may not be in sequential order or even on the same page. Offenders may have multiple dispositions.

2020 Criminal Court Dispositions by Offense and Type of Disposition – All Offenses

			DISPOSITIONS					
Compiled Laws	Offense	Max. Penalty	Total	Prison ¹	Jail	Jail/ Probation ²	Probation ²	Other ³
	GRAND TOTAL		41,702	8,912	10,539	15,928	5,879	444
	%			21.4%	25.3%	38.2%	14.1%	1.1%
	VIOLATIONS		39,035	8,726	9,762	14,817	5,319	411
	ATTEMPTS		2,667	186	777	1,111	560	33
257.257	License Documents/Plates - Forgery	5 ATTEMPTS	30 1	3	9 1	7	11	
257.301	Operating - No/Multiple Licenses	MISD ATTEMPTS	38		21	6	4	7
257.31010	Driver's License - Forged, Possession	MISD ATTEMPTS	1		1			
257.3107A	Driver's License - Forge w/ Intent to Commit Crime Max 10 Yrs+	10 ATTEMPTS	1 1		1		1	
257.3107B	Driver's License - Forge w/ Intent to Commit Crime Max 6mos-<10 yrs	5 ATTEMPTS	7	1	2		4	
257.3109	Driver's License - Forged, Possession of 2 or More	5 ATTEMPTS	4		1	2	1	
257.311	Operate w/o License	MISD ATTEMPTS	14		8	2	2	2
257.312	Operate w/ Restricted License	MISD ATTEMPTS	8		5	3		
257.312A	Operating - Motorcycles/Mopeds w/o Endorsement	MISD ATTEMPTS	6		6			
257.324	Operate w/ Forged/Altered License/ False ID	MISD ATTEMPTS	31	1	17	8	5	
257.326	Operate - Owner Permitting Another to Violate Motor Vehicle	MISD ATTEMPTS	2		1	1		
257.328	Motor Vehicle Code - Producing False Evidence of Insurance	MISD ATTEMPTS	7		1		6	
257.3291	Insurance Certificates - Possess/ Sale of Stolen/Counterfeit	5 ATTEMPTS	1			1		
257.601B2	Moving Violation - Injury in Work Zone	1 ATTEMPTS	1		1			
257.601B3	Moving Violation - Death in Work Zone	15 ATTEMPTS	1	1				
257.601C2	Moving Violation - Injury to Operator of Implement of Husbandry	1 ATTEMPTS	10		3	3	3	1
257.601D1	Moving Violation - Causing Death	MISD ATTEMPTS	8		3	5		
257.602	Police Officer - Refuse to Obey Traffic Order	MISD ATTEMPTS	4 1			3	1	
257.602A2	Police Officer - Flee - 4th Degree (Vehicle Code)	2 ATTEMPTS	254 27	32	96 9	111 11	12 7	3
257.602A3-A	Police Officer - Fleeing - 3rd Degree - Vehicle Code	5 ATTEMPTS	380 16	116	82 8	133 3	48 5	1
257.602A4	Police Officer - Flee - Causing Serious Bodily Injury (Vehicle Code)	10 ATTEMPTS	55 2	31 2	5	12	7	
257.602A5	Police Officer - Flee - 1st Degree (Vehicle Code)	15 ATTEMPTS	1	1				
257.617	Fail to Stop at Accident - Serious Impairment/Death	5 ATTEMPTS	32	8	6	13	5	
257.6173	Fail to Stop at Accident - At Fault Death Result	15 ATTEMPTS	8	8				

NOTE: Be sure to check for related offense codes when examining a particular type of crime. They may or may not be in sequential order or even on the same page. Offenders may have multiple dispositions.

2020 Criminal Court Dispositions by Offense and Type of Disposition – All Offenses

			DISPOSITIONS					
Compiled Laws	Offense	Max. Penalty	Total	Prison ¹	Jail	Jail/ Probation ²	Probation ²	Other ³
	GRAND TOTAL		41,702	8,912	10,539	15,928	5,879	444
	%			21.4%	25.3%	38.2%	14.1%	1.1%
	VIOLATIONS		39,035	8,726	9,762	14,817	5,319	411
	ATTEMPTS		2,667	186	777	1,111	560	33
257.617A	Fail to Stop at Personal Injury Accident	1 ATTEMPTS	13		9	3	1	
257.618	Fail to Stop at Property Damage Accident (Attended Vehicle)	MISD ATTEMPTS	23		13	9	1	
257.620	Fail to Stop after Collision	MISD ATTEMPTS	35		18	12	4	1
257.621	Failure to Report Accident to Fixtures	MISD ATTEMPTS	12		6	3	1	2
257.622	Fail to Report Accident	MISD ATTEMPTS	12		6	4		2
257.624A	Alcohol - Open Container in Vehicle	MISD ATTEMPTS	79		47	21	6	5
257.625	Operating Vehicle Intoxicated	15 ATTEMPTS	1			1		
257.6251-A	Operating Vehicle Intoxicated	MISD ATTEMPTS	294	1	161	103	22	7
257.62510B	Operating Vehicle Intoxicated - 2nd Offense	1 ATTEMPTS	5		1	1	2	1
257.62510C	Operating Vehicle Intoxicated - 3rd Offense	1 ATTEMPTS	3			3		
257.6251C	Operating Vehicle Intoxicated, High Blood Alcohol	MISD ATTEMPTS	57		16	25	14	2
257.6252-A	Operating Vehicle Intoxicated	MISD ATTEMPTS	2			1	1	
257.6253	Operate - Impaired	MISD ATTEMPTS	111		51	35	15	10
257.6254	Operating Vehicle Intoxicated, Causing Death	15 ATTEMPTS	34	28		4	2	
257.6255-A	Operating Vehicle Intoxicated, Causing Serious Injury	5 ATTEMPTS	73	25	7	35	6	
257.6255B	Operating with a High BAC Causing Serious Injury with a Prior Conviction	10 ATTEMPTS	4			3	1	
257.6256B	Operating Vehicle Intoxicated, Contr. Sub. - 2nd Offense	1 ATTEMPTS	2	2				
257.6256D	Operating Vehicle Intoxicated, Contr. Sub. - 3rd Offense	5 ATTEMPTS	200	1	64	96	37	2
257.6257A1	Operating Vehicle Intoxicated, w/ Occupant <16	1 ATTEMPTS	1			1		
257.6257A2	Operating Vehicle Intoxicated, w/ Occupant <16 - 2nd+ Offense	5 ATTEMPTS	1,845	284	168	1,294	98	1
257.6258	Operating Vehicle, w/ Presence of Controlled Substance	MISD ATTEMPTS	10		2	8		
257.6259B	Allow Intoxicated Person to Operate, Cause Death	5 ATTEMPTS	34		15	13	4	2
257.625B	OUIL	5 ATTEMPTS	43	5	6	29	3	
257.625L	Ignition Interlock Device - Violations	MISD ATTEMPTS	1			1		
			31		20	7	3	1
			8		2	5	1	
			1		1			
			1			1		
			1		1			

NOTE: Be sure to check for related offense codes when examining a particular type of crime. They may or may not be in sequential order or even on the same page. Offenders may have multiple dispositions.

2020 Criminal Court Dispositions by Offense and Type of Disposition – All Offenses

Page 4 of 28

			DISPOSITIONS					
Compiled Laws	Offense	Max. Penalty	Total	Prison ¹	Jail	Jail/ Probation ²	Probation ²	Other ³
	GRAND TOTAL		41,702	8,912	10,539	15,928	5,879	444
	%			21.4%	25.3%	38.2%	14.1%	1.1%
	VIOLATIONS		39,035	8,726	9,762	14,817	5,319	411
	ATTEMPTS		2,667	186	777	1,111	560	33
257.626	Driving - Reckless	MISD	54		39	4	10	1
	ATTEMPTS							
257.6263	Driving - Reckless - Causing Serious Impairment of Body Function	5	12	3	1	4	4	
	ATTEMPTS							
257.6264	Driving - Reckless - Causing Death	15	16	12	1	3		
	ATTEMPTS							
257.626A	Operating - Drag Racing	MISD	1		1			
	ATTEMPTS							
257.653A2	Passing EMS - Misd.	MISD	1		1			
	ATTEMPTS							
257.6556-A	Minor Operating Vehicle, w/ Any Blood Alcohol Content	MISD	1			1		
	ATTEMPTS							
257.6985	Motor Vehicles - Use/Possession of Flashing Lights	MISD	2		1			1
	ATTEMPTS							
257.7326	Commission of a Felony with a Motor Vehicle	None	1			1		
	ATTEMPTS							
257.903	Motor Vehicle Code, False Certification	5	4	2	1		1	
	ATTEMPTS							
257.904	Operate - License Suspended/Revoked/Denied	15	4		2		2	
	ATTEMPTS							
257.9041B	Operate - Allow Suspended/Revoked/Denied to Operate	MISD	388	3	246	78	46	15
	ATTEMPTS							
257.9041C	Operate - Allow Suspended/Revoked/Denied to Operate - 2nd+ Offense	1	395	1	267	78	30	19
	ATTEMPTS							
257.9042-A	Motor Vehicles - Allowing Suspended Person to Operate	MISD	2				1	1
	ATTEMPTS		1			1		
257.9044	Operate - License Susp./Rev./Denied, Causing Death	15	7	7				
	ATTEMPTS							
257.9045	Operate - License Susp./Rev./Denied, Causing Serious Injury	5	19	7	5	4	3	
	ATTEMPTS		1	1				
257.9047-A	Allow Suspended Person to Operate, Causing Serious Injury	2	2			1	1	
	ATTEMPTS							
257.9047-B	Allow Suspended Person to Operate, Causing Death	5	1			1		
	ATTEMPTS							
257.904A	Operating - No License for 3 Years	MISD	3		2	1		
	ATTEMPTS							
324.1608	Resist/Obstruct Conservation Officers	2	2			2		
	ATTEMPTS							
324.401131	Wildlife Conservation Part - Using Artificial Light/Weapon	MISD	1			1		
	ATTEMPTS							
324.401132	Wildlife Conservation Part - Using Artificial Light to Spot Animals	MISD	1			1		
	ATTEMPTS							
324.401181	Wildlife Conservation Part - General Violations	MISD	1			1		
	ATTEMPTS							
324.43513	Hunting/Fishing Lic. Part - Transport Unsecured Firearm/Bow	MISD	1		1			
	ATTEMPTS							
324.801761	Marine Safety, OUIL Per Se	MISD	1			1		
	ATTEMPTS							

NOTE: Be sure to check for related offense codes when examining a particular type of crime. They may or may not be in sequential order or even on the same page. Offenders may have multiple dispositions.

2020 Criminal Court Dispositions by Offense and Type of Disposition – All Offenses

Compiled Laws	Offense	Max. Penalty
GRAND TOTAL		
%		
VIOLATIONS		
ATTEMPTS		
324.81122	ORV - Operating on Highway or Right-of-Way	MISD ATTEMPTS
324.81133A	ORV - Operate at Unreasonable Speed	MISD ATTEMPTS
324.81133U	ORV - Operate in Residential Area	MISD ATTEMPTS
324.811343	ORV - Allowing Intoxicated Person to Operate	MISD ATTEMPTS
324.81140A2A	ORV-Operating -License Suspended/Revoked	MISD ATTEMPTS
324.82123	Snowmobiles - Failure to Wear Crash Helmet	MISD ATTEMPTS
324.82132	Snowmobiles - Failure to Report Accident	MISD ATTEMPTS
324.82147A2A	Snowmobiles - Operating - License Suspended Revoked	MISD ATTEMPTS
324.821583	Snowmobiles - Providing False ID Misd.	MISD ATTEMPTS
328.2321	Funeral Contracts - Conversion	5 ATTEMPTS
333.16294	Health Profession - Unauthorized Practice Felony	4 ATTEMPTS
333.17766	Contr. Sub. - Drugs, Obtain by False Rx	MISD ATTEMPTS
333.17766C1	Contr. Sub. - Ephedrine/Pseudoephedrine Posses >12 grams	2 ATTEMPTS
333.17766C1D	Contr. Sub. - Ephedrine/Pseudoephedrine Purchas/Possess to Make Meth	5 ATTEMPTS
333.17766D	Contr. Sub. - Drugs, Knowingly Posses False/Forged/Altered Rx	MISD ATTEMPTS
333.279654	Reg & Tax Marij. Act Poss/Cultivation/Deliver W/P Rem.	None ATTEMPTS
333.28412	Failing to Report the Discovery of a Dead Body	MISD ATTEMPTS
333.28413	Concealing the Death of an Individual	5 ATTEMPTS
333.5210	AIDS - Sexual Penetration w/ Uninformed Partner	4 ATTEMPTS
333.73022	Controlled Substances - Drugs, Label Alteration/Defacement	MISD ATTEMPTS
333.7340C	Ephedrine/Pseudoephedrine - Solicit Another to Obtain	10 ATTEMPTS
333.73413	Contr. Sub. - Imitation Mfg/ Distribution	2 ATTEMPTS
333.74012A2	Contr. Sub. - Del/Mfg 450 - 999 Grams (Narc. or Cocaine)	30 ATTEMPTS
333.74012A3	Contr. Sub. - Del/Mfg 50 - 449 Grams (Narc. or Cocaine)	20 ATTEMPTS

DISPOSITIONS					
Total	Prison ¹	Jail	Jail/ Probation ²	Probation ²	Other ³
41,702	8,912	10,539	15,928	5,879	444
	21.4%	25.3%	38.2%	14.1%	1.1%
39,035	8,726	9,762	14,817	5,319	411
2,667	186	777	1,111	560	33
2		1		1	
1		1			
1				1	
2			1		1
1		1			
1				1	
1				1	
1			1		
3	1		1		1
3		2	1		
1			1		
28	6	11	7	4	
1				1	
1					1
1				1	
5	1			4	
1			1		
2		2			
3	1	1	1		
21	9	5	5	2	
3		1		2	
2	2				
1		1			
41	34	1	3	3	
1			1		

NOTE: Be sure to check for related offense codes when examining a particular type of crime. They may or may not be in sequential order or even on the same page. Offenders may have multiple dispositions.

2020 Criminal Court Dispositions by Offense and Type of Disposition – All Offenses

			DISPOSITIONS					
Compiled Laws	Offense	Max. Penalty	Total	Prison ¹	Jail	Jail/ Probation ²	Probation ²	Other ³
	GRAND TOTAL		41,702	8,912	10,539	15,928	5,879	444
	%			21.4%	25.3%	38.2%	14.1%	1.1%
	VIOLATIONS		39,035	8,726	9,762	14,817	5,319	411
	ATTEMPTS		2,667	186	777	1,111	560	33
333.74012A4	Contr. Sub. - Del/Mfg Under 50 Grams (Narc. or Cocaine)	20 ATTEMPTS	880	266	179	309	125	1
333.74012B-A	Contr. Sub. - Del/Mfg (Sched. 1-3), Except Marijuana	7 ATTEMPTS	49	3	12	16	18	
333.74012B-B	Contr. Sub. - Del/Mfg (Subs added Sched. 1-3 by Rule)	7 ATTEMPTS	195	36	42	89	27	1
333.74012B1	Contr. Sub. - Del/Mfg Meth/Ecstasy	20 ATTEMPTS	13		2	6	5	
333.74012C-A	Contr. Sub. - Del/Mfg (Sched. 4)	4 ATTEMPTS	5	2		2	1	
333.74012C-B	Contr. Sub. - Del/Mfg (Added to Sched. 4 by Board Rule)	4 ATTEMPTS	461	352	13	85	11	
333.74012D	Contr. Sub. - Del/Mfg (Sched. 5)	2 ATTEMPTS	11	1	2	6	2	
333.74012D1	Contr. Sub. - Del/Mfg 45 or More Kilograms Marijuana	15 ATTEMPTS	26	4	10	11	1	
333.74012D2	Contr. Sub. - Del/Mfg 5 to <45 Kilograms Marijuana	7 ATTEMPTS	4	2			2	
333.74012D3	Contr. Sub. - Del/Mfg Marijuana	4 ATTEMPTS	5		2	3		
333.74012F	Prescription Forms - Del/Mfg/ Intent	7 ATTEMPTS	1			1		1
333.7401C2A	Contr. Sub. - Operate/Maintain Lab	10 ATTEMPTS	4			3		1
333.7401C2B	Contr. Sub. - Operate/Maintain Lab Near Minor	20 ATTEMPTS	105	11	36	30	25	3
333.7401C2C	Contr. Sub. - Operate/Maintain Lab Involving Hazardous Waste	20 ATTEMPTS	8		1	2	5	
333.7401C2D	Contr. Sub. - Operate/Maintain Lab Near Specified Places	20 ATTEMPTS	6			5	1	
333.7401C2D-A	Contr. Sub. - Operate/Maintain Meth Lab Near Specified Places	20 ATTEMPTS	8	2	4	1	1	
333.7401C2F	Contr. Sub. - Operate/Maintain Lab Involving Meth	20 ATTEMPTS	1	1				
333.74022A	Contr. Sub. - Create/Del./Intent Counterfeit (Narcotic)	10 ATTEMPTS	6	4		1	1	
333.74022A-A	Contr. Sub. - Create/Del./Intent Counterfeit (Methamphetamine)	10 ATTEMPTS	1					
333.74022B	Contr. Sub. - Create/Del./Intent Counterfeit (Sched. 1-3)	5 ATTEMPTS	1	1				
333.74022E	Contr. Sub. - Create/Deliver Analogue	15 ATTEMPTS	1		1			
333.74032A2	Contr. Sub. - Possess 450 - 999 Grams (Narcotic)	30 ATTEMPTS	26	16	3	7		
333.74032A3	Contr. Sub. - Possess 50 - 449 Grams (Narcotic)	20 ATTEMPTS	1	1				1
333.74032A4	Contr. Sub. - Possess 25 - 49 Grams (Narcotic)	4 ATTEMPTS	7	5		2		
			22	1	1	14	6	

NOTE: Be sure to check for related offense codes when examining a particular type of crime. They may or may not be in sequential order or even on the same page. Offenders may have multiple dispositions.

2020 Criminal Court Dispositions by Offense and Type of Disposition – All Offenses

Page 7 of 28

			DISPOSITIONS					
Compiled Laws	Offense	Max. Penalty	Total	Prison ¹	Jail	Jail/ Probation ²	Probation ²	Other ³
GRAND TOTAL			41,702	8,912	10,539	15,928	5,879	444
%				21.4%	25.3%	38.2%	14.1%	1.1%
VIOLATIONS			39,035	8,726	9,762	14,817	5,319	411
ATTEMPTS			2,667	186	777	1,111	560	33
333.74032A5	Contr. Sub. - Possess <25 Grams (Narcotic)	4 ATTEMPTS	3,140	223	947	1,374	580	16
333.74032B-A	Contr. Sub. - Possess Analogues/Sched. 1-4	2 ATTEMPTS	53	66	9	21	23	
333.74032B-B	Contr. Sub. - Possess Analogues/Sched. 1-4	2 ATTEMPTS	775	66	226	360	120	3
333.74032B1	Contr. Sub. - Possess Methamphetamine	10 ATTEMPTS	30		11	13	4	2
333.74032C-A	Contr. Sub. - Possess Sched. 5	1 ATTEMPTS	13	1	3	6	3	
333.74032CB	Contr. Sub. - Possess Sched. 5	1 MISD ATTEMPTS	1			1		
333.74032D	Contr. Sub. - Possess Marijuana	1 ATTEMPTS	2,867	434	802	1,439	184	8
333.74032E	Prescription Forms - Possession	1 MISD ATTEMPTS	112	7	31	59	15	
333.74032F	Prescription Forms - Possession	1 MISD ATTEMPTS	25		9	13	3	
333.7403A	Controlled Substance - Fraudulently Obtaining	4 ATTEMPTS	1			1		
333.74042	Controlled Substance - Possession	1 MISD ATTEMPTS	112	4	87	8	10	3
333.74042A	Contr. Sub. - Use (Narcotic/Cocaine/Meth/Ecstasy)	1 ATTEMPTS	1			1		
333.74042B	Contr. Sub. - Use	1 ATTEMPTS	1				1	
333.74042C	Contr. Sub. - Use, Sched. 5 or LSD, Etc.	1 MISD ATTEMPTS						
333.74042D	Contr. Sub. - Use of Marijuana	1 MISD ATTEMPTS	12		4	2	5	1
333.7405D	Contr. Sub. - Maintain Drug House	2 ATTEMPTS	280	1	107	108	54	10
333.74071C	Contr. Sub. - Obtain by Fraud	4 ATTEMPTS	13			1	12	
333.74071G	Contr. Sub. - Counterfeit Prescription Form	4 ATTEMPTS	85	1	30	27	24	3
333.7407A1-A	Contr. Sub. - Attempt Felony	LIFE ATTEMPTS	1			1		
333.74101-D1	Controlled Substance - Delivery Marijuana to Minor	8 ATTEMPTS	3		1		1	1
333.74101D	Contr. Sub. - Delivery to Minor, Sched. 4 and Marijuana	8 ATTEMPTS	283	53	103	97	28	2
333.74102	Contr. Sub. - Distribution w/o Remuneration (Marijuana)	60 ATTEMPTS	6		1	3	2	
333.74102-A	Contr. Sub. - Deliver <50 Grams, School Prop. (Narc/Cocaine)	60 ATTEMPTS	16	2	3	6	5	
333.74104-B	Contr. Sub. - Possession on School Property	4 ATTEMPTS	3		1	1	1	

NOTE: Be sure to check for related offense codes when examining a particular type of crime. They may or may not be in sequential order or even on the same page. Offenders may have multiple dispositions.

2020 Criminal Court Dispositions by Offense and Type of Disposition – All Offenses

			DISPOSITIONS					
Compiled Laws	Offense	Max. Penalty	Total	Prison ¹	Jail	Jail/ Probation ²	Probation ²	Other ³
GRAND TOTAL			41,702	8,912	10,539	15,928	5,879	444
%				21.4%	25.3%	38.2%	14.1%	1.1%
VIOLATIONS			39,035	8,726	9,762	14,817	5,319	411
ATTEMPTS			2,667	186	777	1,111	560	33
333.74104-D	Contr. Sub. - Possession on School Property (Marijuana)	2 ATTEMPTS	4		3		1	
333.7410A	Contr. Sub. - Deliver/Possess in Park	2 ATTEMPTS	1		1			
333.74132	Contr. Sub. - 2nd+ Offense - Double Penalty	VAR ATTEMPTS	2			1		1
333.74132-B	Contr. Sub. - 2nd+ Offense - Double Penalty - High Misdemeanor	VAR ATTEMPTS	2		2			
335.07	Marihuana, Possession	MISD ATTEMPTS	1		1			
339.6013	Occupational Code - Performing Occupation w/o License - 1st Offense	MISD ATTEMPTS	1			1		
339.6016A	Unlicensed Residential Builder	1 ATTEMPTS	3		2		1	
400.60	Fraud - Welfare	4 ATTEMPTS	24	1	3	9	11	
400.601-A	Fraud - Welfare, \$500 or Less	4 ATTEMPTS	4			2	1	1
400.602-A	Fraud - Welfare, Failure to Inform, \$500 or Less	4 ATTEMPTS	5			1	2	2
400.602-B	Fraud - Welfare, Failure to Inform, Over \$500	MISD ATTEMPTS	5		1	1	2	1
400.6031	Medicaid Fraud - False Statement in Benefit Application	4 ATTEMPTS	22		5	7	10	
400.604	Medicaid Fraud - Kickback/Referral Fees	4 ATTEMPTS	5		3		1	1
400.606	Medicaid Fraud - Conspiracy	4 ATTEMPTS	1			3		
400.6071	Medicaid Fraud - False Claim	10 ATTEMPTS	1	1				
421.54BIIC	Unemployment Comp. Fraud, False Statement/Misrep. - No Loss	4 ATTEMPTS	13	6		7		
432.2181	Gambling Operations - Felony Violations	2 ATTEMPTS	1				1	
436.16131	Alcohol - Furnishing Place for Consideration (1 Yr Felony)	10 ATTEMPTS	2				2	
436.17011-A	Alcohol - Sell/Furnish to Minor	MISD ATTEMPTS	1		1			
436.17031A	Alcohol - Purchase/Consume/ Possess by Minor	MISD ATTEMPTS	5	1	3	1		
436.17031C-1	Alcohol - Purchase/Consume/ Possess by Minor - 3rd+ Offense	MISD ATTEMPTS	1		1			
445.4332	Buy/Sell Stolen Non Ferrous Metals - 1st Offense	5 ATTEMPTS	1		1			
445.65	Identity Theft	5 ATTEMPTS	3		1	1	1	
445.65A	Identity Theft - Second Offense	10 ATTEMPTS	156	25	32	59	39	1
			13		2	9	2	
			3	1		2		

NOTE: Be sure to check for related offense codes when examining a particular type of crime. They may or may not be in sequential order or even on the same page. Offenders may have multiple dispositions.

2020 Criminal Court Dispositions by Offense and Type of Disposition – All Offenses

			DISPOSITIONS					
Compiled Laws	Offense	Max. Penalty	Total	Prison ¹	Jail	Jail/ Probation ²	Probation ²	Other ³
	GRAND TOTAL		41,702	8,912	10,539	15,928	5,879	444
	%			21.4%	25.3%	38.2%	14.1%	1.1%
	VIOLATIONS		39,035	8,726	9,762	14,817	5,319	411
	ATTEMPTS		2,667	186	777	1,111	560	33
445.65B	Identity Theft - Third Offense	15 ATTEMPTS	2	1	1			
445.67	Identity Theft - Obtain/Possess/ Transfer ID w/ Intent	5 ATTEMPTS	33	4	3	19	6	1
445.67-B	Personal Identifying Information - Obtain w/ Intent to Commit Identity Theft - 3rd	15 ATTEMPTS	1	1				
448.25832	Pyramid Promotional Scheme - Promote	7 ATTEMPTS	1				1	
451.2501	Securities Act - Fraudulent Sales	10 ATTEMPTS	3			3		
484.16053	Emergency Telephone Service - Using For Unauthorized Purpose - 2nd+ Offense	2 ATTEMPTS	2		2			
500.2088	Insurance - False Report for Insurance Claim	MISD ATTEMPTS	1			1		
500.3101A	Motor Vehicle - Operating w/o Valid Insurance	MISD ATTEMPTS	1					1
500.3102	Motor Vehicle - Operating w/o Security	MISD ATTEMPTS	81		43	15	17	6
500.45111	Insurance - Fraudulent Acts	4 ATTEMPTS	1		1			
500.45111	Insurance - Fraudulent Acts	4 ATTEMPTS	3			2	1	
500.45112	Insurance Fraud - Conspiracies	10 ATTEMPTS	1			1		
570.152	Contractor - Fraudulent Use of Building Contract Fund	3 ATTEMPTS	5		1	2	2	
600.1701	Contempt of Court	MISD ATTEMPTS	1			1		
600.2907A2	Real Property - Encumber w/o Lawful Cause	3 ATTEMPTS	1				1	
600.2950	Domestic Violence - Personal Protection Order	MISD ATTEMPTS	2		1	1		
722.151-A	Children - Aiding/Abetting Viol. of Juv. Court Order	MISD ATTEMPTS	1		1			
722.151B	Children - Harboring Runaways	MISD ATTEMPTS	1		1			
722.6332	Child Abuse - Failure to Report	MISD ATTEMPTS	1		1			
722.6335A	Child Abuse - Intentional False Report Misdemeanor	MISD ATTEMPTS	1					1
722.641	Tobacco - Furnishing to Minors	MISD ATTEMPTS	1					1
722.642	Tobacco - Possession/Use by Minor	MISD ATTEMPTS	1					1
722.675	Distribute Obscene Matter to Children	2 ATTEMPTS	23	6	2	11	3	1
750.110	Breaking & Entering - Bldg. w/ Intent	15 ATTEMPTS	3			3		
750.110-A	Breaking & Entering - Unoccupied Bldg. w/ Intent	10 ATTEMPTS	483	170	107	158	47	1
			54	11	15	20	8	
			1				1	
			7	1		6		

NOTE: Be sure to check for related offense codes when examining a particular type of crime. They may or may not be in sequential order or even on the same page. Offenders may have multiple dispositions.

A2

2020 Criminal Court Dispositions by Offense and Type of Disposition – All Offenses

Page 10 of 28

			DISPOSITIONS					
Compiled Laws	Offense	Max. Penalty	Total	Prison ¹	Jail	Jail/ Probation ²	Probation ²	Other ³
GRAND TOTAL			41,702	8,912	10,539	15,928	5,879	444
%				21.4%	25.3%	38.2%	14.1%	1.1%
VIOLATIONS			39,035	8,726	9,762	14,817	5,319	411
ATTEMPTS			2,667	186	777	1,111	560	33
750.110A2	Home Invasion - 1st Degree	20	163	101	9	35	18	
		ATTEMPTS	29	10	5	8	6	
750.110A3	Home Invasion - 2nd Degree	15	293	133	42	83	35	
		ATTEMPTS	26	2	3	19	2	
750.110A4	Home Invasion - 3rd Degree	5	297	69	62	133	33	
		ATTEMPTS	16		4	10	2	
750.111	Breaking & Entering - Entry w/o Breaking, w/ Intent	5	43	10	8	21	4	
		ATTEMPTS	6			5	1	
750.113	Breaking & Entering - Coin Box	MISD	1				1	
		ATTEMPTS	1			1		
750.115	Breaking & Entering - Illegal Entry w/o Owner's Permission/Denied	MISD	5		2	1	2	
		ATTEMPTS						
750.115A	Illegal Entry (w/o Owners Permission)	MISD	79	2	39	22	14	2
		ATTEMPTS	1		1			
750.116	Burglar's Tools - Possess	10	43	16	1	15	11	
		ATTEMPTS	3			2	1	
750.117	Public Officer - Bribery	4	1		1			
		ATTEMPTS						
750.120	Bribery - Jurors/Others Accepting	4	1				1	
		ATTEMPTS						
750.1227A	Witness - Bribe/Intimidate/ Interfere	4	26	7	9	9	1	
		ATTEMPTS	12		3	6	2	1
750.1227B	Witness - Bribe/Intimidate/ Interfere	10	12	5		6	1	
		ATTEMPTS	3	2	1			
750.1227C	Witness - Intimidate/Threaten to Kill or Injure	15	4	3	1			
		ATTEMPTS	1			1		
750.1228	Witness - Retaliate Against	10	4	3			1	
		ATTEMPTS						
750.13	Entice Female Under 16 for Immoral Purposes	10	1				1	
		ATTEMPTS						
750.1313A1	Check - Non-Sufficient Funds, Less than \$100	MISD	4		2	1	1	
		ATTEMPTS						
750.1313B1	Check - Non-Sufficient Funds, \$100 - <\$500	1	15		5	6	3	1
		ATTEMPTS						
750.1313C	Check - Non-Sufficient Funds, \$500 or more	2	43	15	10	11	7	
		ATTEMPTS	1			1		
750.131A	Check - No Account or Non-Sufficient Funds	2	1				1	
		ATTEMPTS						
750.131A1	Check - No Account	2	46	4	11	27	3	1
		ATTEMPTS	22		5	8	8	1
750.131A2	Check - Non-Sufficient Funds, Three w/in 10 days	2	9		2	3	4	
		ATTEMPTS	2		1	1		
750.135A2A	Child Abuse - Leaving Child Unattended in Vehicle	MISD	2				2	
		ATTEMPTS						
750.136B2	Child Abuse - 1st Degree	15	13	12		1		
		ATTEMPTS						
750.136B3	Child Abuse - 2nd Degree	4	60	35	1	22	1	1
		ATTEMPTS	7	1		6		

NOTE: Be sure to check for related offense codes when examining a particular type of crime. They may or may not be in sequential order or even on the same page. Offenders may have multiple dispositions.

A2

2020 Criminal Court Dispositions by Offense and Type of Disposition – All Offenses

Page 11 of 28

			DISPOSITIONS					
Compiled Laws	Offense	Max. Penalty	Total	Prison ¹	Jail	Jail/ Probation ²	Probation ²	Other ³
GRAND TOTAL			41,702	8,912	10,539	15,928	5,879	444
%				21.4%	25.3%	38.2%	14.1%	1.1%
VIOLATIONS			39,035	8,726	9,762	14,817	5,319	411
ATTEMPTS			2,667	186	777	1,111	560	33
750.136B4	Child Abuse - 3rd Degree	2	103	8	13	63	19	
	ATTEMPTS		4		4			
750.136B5	Child Abuse - 4th Degree	1	87		26	37	24	
	ATTEMPTS							
750.136D1B	Child Abuse - 2nd Degree Committed in the Presence of Another Child	10	2	1		1		
	ATTEMPTS							
750.136D1D	Child Abuse - 3rd Degree Committed in the Presence of Another Child	2	1	1				
	ATTEMPTS							
750.145	Children - Contribute to Delinquency	MISD	12	2	5	3	1	1
	ATTEMPTS							
750.145a	Children - Accost for Immoral Purposes	4	82	37	7	30	8	
	ATTEMPTS		7		2	2	3	
750.145A	Accost/Solicit Child for Immoral Purposes	1	1			1		
	ATTEMPTS							
750.145C2	Child Sexually Abusive Activity	20	56	38		13	5	
	ATTEMPTS		2			2		
750.145C2B	Child Sexually Abusive Activity Aggravated	25	17	14		3		
	ATTEMPTS							
750.145C3	Child Sexually Abusive Activity, Promote or Distribute	7	19	10	1	6	2	
	ATTEMPTS		1			1		
750.145C3B	Child Sexually Abusive Activity, Aggravated Distribute/Promote	15	4	3	1			
	ATTEMPTS							
750.145C4-A	Child Sexually Abusive Material, Possess	4	115	59	8	35	13	
	ATTEMPTS							
750.145C4-A1	Child Sexually Abusive Material, Aggravated Possession	10	35	24		11		
	ATTEMPTS		2			2		
750.145D2B	Computer/Internet - Plan Crime w/ Other, Max 1 - <2 yrs	2	2		1	1		
	ATTEMPTS							
750.145D2D	Computer/Internet - Plan Crime w/ Other, Max 4 - <10 yrs	10	3	1		2		
	ATTEMPTS							
750.145D2F	Computer/Internet - Plan Crime w/ Other, Max 15+ yrs	20	4	4				
	ATTEMPTS							
750.145N1	Vulnerable Adult Abuse - 1st Degree	15	2	2				
	ATTEMPTS							
750.145N2	Vulnerable Adult Abuse - 2nd Degree	4	1			1		
	ATTEMPTS		1		1			
750.145N3	Vulnerable Adult Abuse - 3rd Degree	2	4	1			3	
	ATTEMPTS							
750.145N4	Vulnerable Adult Abuse - 4th Degree	1	1			1		
	ATTEMPTS							
750.147B	Ethnic Intimidation	2	12	3	1	5	3	
	ATTEMPTS		2		1	1		
750.157AB	Conspiracy - Gamble Illegally	5	2			1	1	
	ATTEMPTS							
750.157N1	Financial Transaction Device - Steal/Retain w/o Consent	4	542	68	168	237	63	6
	ATTEMPTS		31		10	16	4	1
750.157N2	Financial Transaction Device - Possess Fraudulent One	4	209	15	63	102	26	3
	ATTEMPTS		5			1	4	

NOTE: Be sure to check for related offense codes when examining a particular type of crime. They may or may not be in sequential order or even on the same page. Offenders may have multiple dispositions.

2020 Criminal Court Dispositions by Offense and Type of Disposition – All Offenses

Page 12 of 28

			DISPOSITIONS					
Compiled Laws	Offense	Max. Penalty	Total	Prison ¹	Jail	Jail/ Probation ²	Probation ²	Other ³
	GRAND TOTAL		41,702	8,912	10,539	15,928	5,879	444
	%			21.4%	25.3%	38.2%	14.1%	1.1%
	VIOLATIONS		39,035	8,726	9,762	14,817	5,319	411
	ATTEMPTS		2,667	186	777	1,111	560	33
750.157P	Financial Transaction Device - Possess w/ Intent to Use/Sell	4 ATTEMPTS	76	7	20	32	16	1
750.157Q	Financial Transaction Device - Illegal Sale/Use	4 ATTEMPTS	208	14	63	87	38	6
750.157R	Financial Transaction Device - Forge/Alter/Counterfeit	4 ATTEMPTS	15		9	4	2	
750.157S1B1	Financial Transaction Device - Use Revoked/Cancelled, \$100-<\$500	4 ATTEMPTS	7		1	5	1	
750.157S1C	Financial Transaction Device - Obtain Goods \$500 or More	1 ATTEMPTS	4		3		1	
750.157V	Financial Transaction Device - False ID	2 ATTEMPTS	1		1			
750.157W1C1	Financial Trans. Device - Fraud Withdraw/Transfer, \$1K - <\$20K	4 ATTEMPTS	1		1	2		
750.158	Sodomy	5 ATTEMPTS	3		1	2		
750.159I1	Criminal Enterprise - Conduct	15 ATTEMPTS	1			1		
750.159I3	Criminal Enterprise - Racketeering Proceeds	20 ATTEMPTS	2			2		
750.159I4-A	Criminal Enterprise - Conspiracy	20 ATTEMPTS	18	14		2	2	
750.160	Dead Bodies - Disinterment and Mutilation	20 ATTEMPTS	5	2		1	2	
750.161	Desertion/Abandon/Non-Support	20 ATTEMPTS	2	1		1		
750.165	Child Support - Fail to Pay	10 ATTEMPTS	5	5				
750.167	Disorderly Person	3 ATTEMPTS	4	4				
750.1671A	Disorderly Person - Non-Support	4 ATTEMPTS	5	1		3	1	
750.1671B	Disorderly Person - Common Prostitute	4 ATTEMPTS	527	12	107	283	123	2
750.1671C	Disorderly Person - Window Peeper	4 ATTEMPTS	43		8	30	5	
750.1671E	Disorderly Person - Drunk	MISD ATTEMPTS	21		8	6	3	4
750.1671F	Disorderly Person - Obscene Conduct	MISD ATTEMPTS	2				1	1
750.1671I	Disorderly Person - Loitering at House of Ill Fame	MISD ATTEMPTS	27		11	7	4	5
750.1671J	Disorderly Person - Loitering about Illegal Business	MISD ATTEMPTS	2		1			1
750.1671L	Disorderly Person - Jostling	MISD ATTEMPTS	4		3	1		
750.17	Adulteration - Food Injury to Health	MISD ATTEMPTS	1				1	
			32		18	7	4	3
			1		1			
			5		2	2	1	
			2				2	
			1				1	
			8		4	1	2	1
			13		7	2	4	
			1		1			
			1		1			

NOTE: Be sure to check for related offense codes when examining a particular type of crime. They may or may not be in sequential order or even on the same page. Offenders may have multiple dispositions.

2020 Criminal Court Dispositions by Offense and Type of Disposition – All Offenses

Page 13 of 28

			DISPOSITIONS					
Compiled Laws	Offense	Max. Penalty	Total	Prison ¹	Jail	Jail/ Probation ²	Probation ²	Other ³
GRAND TOTAL			41,702	8,912	10,539	15,928	5,879	444
%				21.4%	25.3%	38.2%	14.1%	1.1%
VIOLATIONS			39,035	8,726	9,762	14,817	5,319	411
ATTEMPTS			2,667	186	777	1,111	560	33
750.170	Disturbing the Peace	MISD	47		17	14	9	7
		ATTEMPTS						
750.1742	Embezzlement - Less Than \$200	MISD	8		4	2	1	1
		ATTEMPTS						
750.1743A	Embezzle - Agent or Trustee	1	50		22	17	9	2
	\$200 - <\$1K	ATTEMPTS						
750.1744A	Embezzle - Agent or Trustee,	5	232	19	46	112	54	1
	\$1K - <\$20K	ATTEMPTS	22	1	3	13	5	
750.1744B	Embezzle - Agent or Trustee,	5	2		1	1		
	\$200 - <\$1K - 2nd+ Offense	ATTEMPTS						
750.1744C	Embezzle - \$200 - <\$1K from	5	1			1		
	Non-Profit or Charity	ATTEMPTS						
750.1745A	Embezzle - Agent or Trustee,	10	22		1	16	5	
	\$20K - <\$50K	ATTEMPTS	2			1	1	
750.1745C	Embezzle - \$1K - <\$20K from	10	12			10	2	
	Non-Profit or Charity	ATTEMPTS	1			1		
750.1746	Embezzle - \$50K - <\$100K	15	12	4		5	3	
		ATTEMPTS						
750.1747	Embezzlement - \$100K or More	15	11	5		5	1	
		ATTEMPTS						
750.174A3A	Embezzlement - From Vulnerable	1	20		3	15	2	
	Adult, \$200 - <\$1K	ATTEMPTS						
750.174A4A	Embezzlement - From Vulnerable	5	15		2	10	3	
	Adult, \$1K - <\$20K	ATTEMPTS	4			4		
750.174A5A	Embezzlement - From Vulnerable	10	5			4	1	
	Adult, \$20K or More	ATTEMPTS						
750.174A6A	Embezzlement - From Vulnerable	15	1	1				
	Adult, \$50K - <\$100K	ATTEMPTS						
750.174A7A	Embezzlement - From Vulnerable	20	1				1	
	Adult, \$100K or More	ATTEMPTS						
750.175	Embezzle - Public Official,	10	12				12	
	Over \$50	ATTEMPTS						
750.180	Embezzle - Financial Institutions	20	1			1		
		ATTEMPTS						
750.1814A	Embezzle - Jointly Held Property,	5	1				1	
	\$1K - <\$20K	ATTEMPTS						
750.183B	Escape - Aiding Prisoner -	MISD	1		1			
	Misdemeanor	ATTEMPTS						
750.184	Escape - Aiding an Escape From	MISD	1					1
	an Officer	ATTEMPTS						
750.186A	Escape - Juvenile Facility	4	2		1	1		
		ATTEMPTS						
750.1951	Escape - From Misdemeanor Jail	2	2		2			
	Sentence	ATTEMPTS						
750.1952	Escape - From Felony Jail	4	4	3	1			
	Sentence	ATTEMPTS						
750.1972	Escape - Awaiting Trial for	4	3	1		1	1	
	Felony	ATTEMPTS						

NOTE: Be sure to check for related offense codes when examining a particular type of crime. They may or may not be in sequential order or even on the same page. Offenders may have multiple dispositions.

A2

2020 Criminal Court Dispositions by Offense and Type of Disposition – All Offenses

Page 14 of 28

			DISPOSITIONS					
Compiled Laws	Offense	Max. Penalty	Total	Prison ¹	Jail	Jail/ Probation ²	Probation ²	Other ³
	GRAND TOTAL		41,702	8,912	10,539	15,928	5,879	444
	%			21.4%	25.3%	38.2%	14.1%	1.1%
	VIOLATIONS		39,035	8,726	9,762	14,817	5,319	411
	ATTEMPTS		2,667	186	777	1,111	560	33
750.197A	Escape - Lawful Custody	1	5		4		1	
	ATTEMPTS							
750.197C	Escape - From Jail Through Violence or Assault Prison Employee	4	121	94	11	10	5	1
	ATTEMPTS		6	5		1		
750.1993	Harboring Felons	4	5	1	2	2		
	ATTEMPTS		3		1	2		
750.199A	Bond - Abscond or Forfeit	4	53	16	25	9	1	2
	ATTEMPTS		21		19	2		
750.200J1A-A	Harmful Devices - Imitation - Unlawful Possession or Use	5	1			1		
	ATTEMPTS							
750.200L	Harmful Substance/Device - Person Falsely Exposed	5	6	4		1	1	
	ATTEMPTS							
750.204A	Explosives - Send w/ Intent to Frighten	5	1			1		
	ATTEMPTS		1			1		
750.2072A	Explosives - Place Near Property	15	1	1				
	ATTEMPTS							
750.2102A	Explosives - Possess Bomb w/ Unlawful Intent	15	1			1		
	ATTEMPTS		1			1		
750.213	Extortion	20	3	2		1		
	ATTEMPTS							
750.215	False Personation of Public Officer	MISD	1		1			
	ATTEMPTS							
750.2153	Impersonate Peace Officer to Commit Crime	4	3			2	1	
	ATTEMPTS							
750.217F	Impersonate Firefighter/ Emergency Medical Personnel	2	1			1		
	ATTEMPTS							
750.2183	False Pretenses - Less Than \$200	MISD	4		2	2		
	ATTEMPTS							
750.2183A	False Pretenses - \$200 - <\$1K	1	39		15	10	11	3
	ATTEMPTS							
750.2184A	False Pretenses - \$1K - <\$20K	5	83	17	16	32	18	
	ATTEMPTS		14	1	5	5	3	
750.2184B	False Pretenses - \$200 - <\$1K - 2nd+ Offense	5	2		1	1		
	ATTEMPTS							
750.2185A	False Pretenses - \$20K or More	10	25	7	3	7	7	1
	ATTEMPTS		1		1			
750.2186A	False Pretenses - \$5K - <\$100K	15	11	5		6		
	ATTEMPTS		1	1				
750.21871A	False Pretenses - \$100,000 or More	20	3	1			2	
	ATTEMPTS							
750.219E	Financial Institution - Unauthorized Credit Application	4	1				1	
	ATTEMPTS							
750.2231	Weapons - Firearms - Sale w/o Compliance, Pistol	MISD	1				1	
	ATTEMPTS							
750.2241-A	Weapons - Dangerous Weapon - Misc.	5	69	7	21	32	8	1
	ATTEMPTS		10		7	2	1	
750.2244D2	Weapon, Dangerous, Possess Chemical Substance	2	1			1		
	ATTEMPTS							

NOTE: Be sure to check for related offense codes when examining a particular type of crime. They may or may not be in sequential order or even on the same page. Offenders may have multiple dispositions.

2020 Criminal Court Dispositions by Offense and Type of Disposition – All Offenses

			DISPOSITIONS					
Compiled Laws	Offense	Max. Penalty	Total	Prison ¹	Jail	Jail/ Probation ²	Probation ²	Other ³
	GRAND TOTAL		41,702	8,912	10,539	15,928	5,879	444
	%			21.4%	25.3%	38.2%	14.1%	1.1%
	VIOLATIONS		39,035	8,726	9,762	14,817	5,319	411
	ATTEMPTS		2,667	186	777	1,111	560	33
750.224A	Weapons - Taser, Possession or Sale Taser	4 ATTEMPTS	37 15	1	7 5	17 2	12 6	2
750.224A6	Weapons - Taser, Improper Use Against Another Person	2 ATTEMPTS	1				1	
750.224B	Weapons - Firearms, Short-Barrel Shotgun/Rifle	5 ATTEMPTS	18 3	6	4 1	7 1	1 1	
750.224D2	Weapons - Dangerous Weapon, Self-Defense Spray	2 ATTEMPTS	3 12		5	2 4	1 1	1
750.224F	Weapons - Firearms, Possession by Felon	5 ATTEMPTS	571 11	264 2	84 3	156 5	60	7 1
750.224F6	Weapons - Ammunition - Possession by Felon	5 ATTEMPTS	145 8	57	31 3	43 5	14	
750.226	Weapons - Dangerous Weapon, Carry w/ Unlawful Intent	5 ATTEMPTS	40 1	12	4	19 1	5	
750.227	Weapons - Carry Concealed	5 ATTEMPTS	1,376 229	187 2	235 31	605 65	343 130	6 1
750.227B	Weapons - Felony Firearm	10 ATTEMPTS	2	1		1		
750.227B-A	Weapons - Felony Firearm	2 ATTEMPTS	594 2	529	3 1	19 1	41	2
750.227B-A1	Weapons - Felony Firearm - Pneumatic Gun	2 ATTEMPTS	11	6	1	2	2	
750.227B-B	Weapons - Felony Firearm - 2nd Offense	5 ATTEMPTS	61	60			1	
750.227B-C	Weapons - Felony Firearm - 3rd Offense	10 ATTEMPTS	1	1				
750.227C	Weapons - Firearms, Possess Loaded in Vehicle	2 ATTEMPTS	63 17	2	19 8	29 6	10 3	3
750.227D	Weapons - Firearms, Improper Possession in Vehicle	MISD ATTEMPTS	33		15	11	5	2
750.227G9A	Weapons - Body Armor - Possess/Use by Violent Felon	4 ATTEMPTS	2	1	1			
750.230	Weapons - Firearms, Alter ID Marks	2 ATTEMPTS	5 1		3	1 1	1	
750.232A1	Weapons - Firearms - Purchasing w/o License	MISD ATTEMPTS	107 1		4	7	95 1	1
750.234	Weapons - Firearms, Discharge/ Aim w/o Malice and Injury	1 ATTEMPTS	2			1		1
750.234A	Weapons - Firearms, Discharge from Vehicle	4 ATTEMPTS	38 2	18	3	10 1	6 1	1
750.234A1D	Weapons - Firearms, Discharge from Vehicle Causing Death	LIFE ATTEMPTS	1	1				
750.234B	Weapons - Firearms, Discharge from Vehicle Causing Injury	15 ATTEMPTS	58 6	26	3 1	19 5	10	
750.234D	Weapons - Firearms, Possess on Restricted Premises	MISD ATTEMPTS	2				2	
750.234E	Weapons - Firearms - Brandishing in Public	MISD ATTEMPTS	30		9	7	10	4

NOTE: Be sure to check for related offense codes when examining a particular type of crime. They may or may not be in sequential order or even on the same page. Offenders may have multiple dispositions.

A2

2020 Criminal Court Dispositions by Offense and Type of Disposition – All Offenses

Page 16 of 28

			DISPOSITIONS					
Compiled Laws	Offense	Max. Penalty	Total	Prison ¹	Jail	Jail/ Probation ²	Probation ²	Other ³
	GRAND TOTAL		41,702	8,912	10,539	15,928	5,879	444
	%			21.4%	25.3%	38.2%	14.1%	1.1%
	VIOLATIONS		39,035	8,726	9,762	14,817	5,319	411
	ATTEMPTS		2,667	186	777	1,111	560	33
750.235B2	Schools - Threat to Commit Act of Violence	10 ATTEMPTS	2			2		
750.237	Weapons - Firearms - Under the Influence Causing Serious Impairment	5 ATTEMPTS	39		19	17	1	2
750.2373	Weapons - Firearms, Discharge OUIL Cause Impairment	5 ATTEMPTS	1			1		
750.2374	Weapons - Firearms, Discharge OUIL Cause Death	15 ATTEMPTS	2			1	1	
750.237A1	Weapon - Free School Zones, General Felony Violations	5 ATTEMPTS	1				1	
750.237A2	Weapon - Free School Zones, General Misdemeanor	MISD ATTEMPTS	3		1		2	
750.248	Forgery	14 ATTEMPTS	62	9	4	35	14	
750.248A	Financial Transaction Device - Utter & Publish	4 ATTEMPTS	5		2	2	1	
750.249	Utter & Publish	14 ATTEMPTS	3		1	2		
750.249A	Financial Transaction Device - Forgery	4 ATTEMPTS	507	64	137	223	78	5
750.249B	Uttering & Publishing a Document Affecting Real Property	14 ATTEMPTS	71		28	30	13	
750.251	Forge Bank Bills/Promissory Notes	7 ATTEMPTS	1			1		
750.252	Utter & Publish - Possess Counterfeit Note w/ Intent	7 ATTEMPTS	8	4	1		3	
750.253	Utter & Publish - Counterfeit Bills/Notes	5 ATTEMPTS	1	1				
750.254	Utter & Publish - Possess Counterfeit Bank/State/Bills	5 ATTEMPTS	87	7	19	41	20	
750.255	Counterfeiting - Possess Tools	10 ATTEMPTS	14		8	5	1	
750.260	Counterfeiting - Possess Coins/5 or more	LIFE ATTEMPTS	4	1		2	1	
750.261	Counterfeiting - Possess Coins/Less than 5	10 ATTEMPTS	2		1		1	
750.264	Counterfeiting - Possession of Counterfeit Marks	MISD ATTEMPTS	3	3				
750.280	Fraud - Common Law	10 ATTEMPTS	2			1	1	
750.282-B	Public Utility - Fraudulent Use, Over \$500	4 ATTEMPTS	1			1		
750.292	Innkeeper - Defrauding	4 ATTEMPTS	2		2		1	
750.30	Adultery	4 ATTEMPTS	1			1		
750.300A1A	Food Stamps - Fraud, \$250 or Less	10 ATTEMPTS	3				3	

NOTE: Be sure to check for related offense codes when examining a particular type of crime. They may or may not be in sequential order or even on the same page. Offenders may have multiple dispositions.

A2

2020 Criminal Court Dispositions by Offense and Type of Disposition – All Offenses

Page 17 of 28

			DISPOSITIONS					
Compiled Laws	Offense	Max. Penalty	Total	Prison ¹	Jail	Jail/ Probation ²	Probation ²	Other ³
	GRAND TOTAL		41,702	8,912	10,539	15,928	5,879	444
	%			21.4%	25.3%	38.2%	14.1%	1.1%
	VIOLATIONS		39,035	8,726	9,762	14,817	5,319	411
	ATTEMPTS		2,667	186	777	1,111	560	33
750.300A1B	Food Stamps - Fraud, Greater than \$250-<\$1K	5 ATTEMPTS	2		1		1	
750.300A1C	Food Stamps - Fraud Over \$1K	10 ATTEMPTS	2			1		1
750.303	Gambling - Gambling House/ Crane Games	2 ATTEMPTS	1				1	
750.316	Homicide	LIFE ATTEMPTS	14	14				
750.316-A	Homicide - Murder 1st Degree, Premeditated	LIFE ATTEMPTS	25	25				
750.316-B	Homicide - Felony Murder	LIFE ATTEMPTS	18	18				
750.316-BJ	Homicide - Felony Murder - Juvenile Defendant	LIFE ATTEMPTS	1	1				
750.316-C	Homicide - Open Murder, Statutory Short Form	LIFE ATTEMPTS	12	12				
750.317	Homicide - Murder 2nd Degree	LIFE ATTEMPTS	91	91				
750.317A	Deliver Controlled Substance Cause Death	LIFE ATTEMPTS	8	8				
750.321	Homicide - Manslaughter	15 ATTEMPTS	9	8			1	
750.321-A	Homicide - Manslaughter, Statutory Short Form	15 ATTEMPTS	16	11		5		
750.321-C	Homicide - Manslaughter, Involuntary	15 ATTEMPTS	18	9	1	6	2	
750.321-E	Homicide - Manslaughter w/ Motor Vehicle	15 ATTEMPTS	2	2				
750.321-E	Homicide - Manslaughter w/ Motor Vehicle	15 ATTEMPTS	4	3		1		
750.335A	Indecent Exposure (Sexually Delinquent Person)	1 ATTEMPTS	28		11	14	1	2
750.335A2B	Aggravated Indecent Exposure	2 ATTEMPTS	1			1		
750.335A2C	Indecent Exposure by Sexually Delinquent Person	LIFE ATTEMPTS	64	16	4	36	7	1
750.338	Gross Indecency Between Males, Commit/Procure	5 ATTEMPTS	2			1	1	
750.338A	Gross Indecency Between Females, Commit/Procure	5 ATTEMPTS	16	15	1			
750.338B	Gross Indecency Between Male & Female, Commit/Procure	5 ATTEMPTS	1	1				
750.349	Kidnapping	LIFE ATTEMPTS	1		1			
750.349B	Unlawful Imprisonment	15 ATTEMPTS	26	4	2	20		
750.350A1	Kidnapping - Custodial Interference	1 ATTEMPTS	7	7				
750.3562A	Larceny - \$20K or More	10 ATTEMPTS	30	23	1	5	1	
			9	6		3		
			6		1	3	2	
			1		1			
			19	11		7	1	
			3	1	1	1		

NOTE: Be sure to check for related offense codes when examining a particular type of crime. They may or may not be in sequential order or even on the same page. Offenders may have multiple dispositions.

2020 Criminal Court Dispositions by Offense and Type of Disposition – All Offenses

Page 18 of 28

			DISPOSITIONS					
Compiled Laws	Offense	Max. Penalty	Total	Prison ¹	Jail	Jail/ Probation ²	Probation ²	Other ³
GRAND TOTAL			41,702	8,912	10,539	15,928	5,879	444
%				21.4%	25.3%	38.2%	14.1%	1.1%
VIOLATIONS			39,035	8,726	9,762	14,817	5,319	411
ATTEMPTS			2,667	186	777	1,111	560	33
750.3563A	Larceny - \$1K - <\$20K	5	146	41	24	61	20	
ATTEMPTS			13		5	4	4	
750.3563B	Larceny - \$200 - <\$1K - 2nd+ Offense	5	5	1	4			
ATTEMPTS			1			1		
750.3564A	Larceny - \$200 - < \$1K	1	139	1	61	37	28	12
ATTEMPTS			2		1	1		
750.3565	Larceny - Less Than \$200	MISD	46		21	12	9	4
ATTEMPTS			2		2			
750.356A	Larceny - From Motor Vehicle	10	4	1		2	1	
ATTEMPTS								
750.356A1	Larceny - From Motor Vehicle	5	143	20	34	61	27	1
ATTEMPTS			11	1	2	6	2	
750.356A2A	Breaking & Entering - Vehicle/Semi-Trailer/House Trailer, <\$200	MISD	52		35	13	4	
ATTEMPTS			1		1			
750.356A2B1	Breaking & Entering - Vehicle/Semi-Trailer/House Trailer, \$200 - <\$1K	1	18		10	4	3	1
ATTEMPTS								
750.356A2B2	Breaking & Entering - Vehicle/Semi-Trailer/House Trailer - 2nd+ Offense	1	1		1			
ATTEMPTS								
750.356A2B2	B & E Vehicle to Steal Prop. less than \$200 - 2nd or Subsequent	1	1			1		
ATTEMPTS								
750.356A2C1	Breaking & Entering - Vehicle/Semi-Trailer/House Trailer, \$1K - <\$20K	5	16	6	2	6	2	
ATTEMPTS			1			1		
750.356A2C2	Breaking & Entering - Vehicle/Semi-Trailer/House Trailer, \$200-<\$1K - 2nd+Ofns	5	3	1	1	1		
ATTEMPTS								
750.356A3	Breaking & Entering - Vehicle Semi-Trailer/House Trailer, w/ Damage	5	60	27	14	9	8	2
ATTEMPTS			2	1		1		
750.356C	Retail Fraud - 1st Degree	5	845	188	258	319	77	3
ATTEMPTS			40		17	18	5	
750.356D	Retail Fraud - 2nd Degree	1	156	2	97	40	15	2
ATTEMPTS			3		3			
750.356D4	Retail Fraud - 3rd Degree	MISD	69		47	12	9	1
ATTEMPTS								
750.357	Larceny from Person	10	129	20	23	63	21	2
ATTEMPTS			16	4	4	5	2	1
750.357B	Weapons - Firearms - Larceny	5	113	37	24	35	17	
ATTEMPTS			3	1	2			
750.359	Larceny - From Vacant Building	MISD	1		1			
ATTEMPTS								
750.360	Larceny in Building	4	693	85	218	288	97	5
ATTEMPTS			119		36	62	19	2
750.360A2A	Theft Detection Device - Deactivate/Remove	MISD	11		9	2		
ATTEMPTS								
750.360A2B	Theft Detection Device - Deactivate/Remove - 2nd Offense	4	3		2		1	
ATTEMPTS								
750.362	Larceny by Conversion	10						
ATTEMPTS			1		1			
750.3622A	Larceny by Conversion, \$20K or More	10	10	1		7	2	
ATTEMPTS			1		1			

NOTE: Be sure to check for related offense codes when examining a particular type of crime. They may or may not be in sequential order or even on the same page. Offenders may have multiple dispositions.

2020 Criminal Court Dispositions by Offense and Type of Disposition – All Offenses

Page 19 of 28

			DISPOSITIONS					
Compiled Laws	Offense	Max. Penalty	Total	Prison ¹	Jail	Jail/ Probation ²	Probation ²	Other ³
GRAND TOTAL			41,702	8,912	10,539	15,928	5,879	444
%				21.4%	25.3%	38.2%	14.1%	1.1%
VIOLATIONS			39,035	8,726	9,762	14,817	5,319	411
ATTEMPTS			2,667	186	777	1,111	560	33
750.3623A	Larceny by Conversion, \$1K - <\$20K	5 ATTEMPTS	61	8	7	33	12	1
750.3623B	Larceny by Conversion, \$200 - <\$1K - 2nd+ Offense	5 ATTEMPTS	3		1	2	1	
750.3624A	Larceny by False Personation, \$200 - <\$1K	MISD ATTEMPTS	2		11	10	1	2
750.3625	Larceny by Conversion, Less than \$200	MISD ATTEMPTS	4		1	2	1	
750.362A2A	Fail to Return Rented Property, \$20K or More	10 ATTEMPTS	8	2	2	2	2	
750.362A3A	Fail to Return Rented Property, \$1K - <\$20K	5 ATTEMPTS	20	3	1	5	8	3
750.362A4A	Failure to Return Rented Property - 1 Year Misd.	MISD ATTEMPTS	9		3	1	2	3
750.362A5	Failure to Return Rented Property - 93 Day Misd.	MISD ATTEMPTS	1		1			
750.3633A	Larceny by False Personation, \$1K - <\$20K	5 ATTEMPTS	3	1			2	
750.3673A	Larceny - Trees & Shrubs, \$1K - <\$20K	5 ATTEMPTS	1		1			
750.377A1A1	Malicious Destruction Pers. Prop., \$20K Or More	10 ATTEMPTS	4	1		2	1	
750.377A1B1	Malicious Destruction Pers. Prop., \$1K - <\$20K	5 ATTEMPTS	120	14	25	55	24	2
750.377A1B2	Malicious Destruction Pers. Prop., \$200 - <\$1K - 2nd+ Offense	5 ATTEMPTS	12		5	4	3	
750.377A1C1	Malicious Destruction Pers. Prop., \$200 - <\$1K	5 ATTEMPTS	2		1	1		
750.377A1C2	Malicious Destruction Pers. Prop., Under \$200 - 2nd Offense	1 ATTEMPTS	102		42	34	24	2
750.377A1D	Malicious Destruction Pers. Prop., Under \$200	MISD ATTEMPTS	1		1			
750.377B	Malicious Destruction Fire/ Police Property	MISD ATTEMPTS	1			1		
750.3802A	Malicious Destruction of Bldg., \$20K or More	4 ATTEMPTS	1		36	9	5	1
750.3803A	Malicious Destruction of Bldg., \$1K - <\$20K	10 ATTEMPTS	94	20	19	46	9	
750.3803B	Malicious Destruction of Bldg., \$200 - <\$1K - 2nd+ Offense	5 ATTEMPTS	12	1	7	3	1	
750.3804A	Malicious Destruction of Bldg., \$200 - <\$1K	5 ATTEMPTS	1	1				
750.3805	Malicious Destruction of Bldg., <\$200	MISD ATTEMPTS	48	13	14	14	7	
750.3821A	Malicious Destruction of Property - Trees, Shrubs, Crops, Grass, Soil	5 ATTEMPTS	3			2	1	
750.3821B1	Mal. Destr. Trees/Shrubs/etc. \$200 - < \$1K	MISD ATTEMPTS	1		1	11	8	1
			38		18	11	8	1
			1		1			
			33		15	14	4	
			2			1	1	
			2			1	1	

NOTE: Be sure to check for related offense codes when examining a particular type of crime. They may or may not be in sequential order or even on the same page. Offenders may have multiple dispositions.

A2

2020 Criminal Court Dispositions by Offense and Type of Disposition – All Offenses

Page 20 of 28

			DISPOSITIONS					
Compiled Laws	Offense	Max. Penalty	Total	Prison ¹	Jail	Jail/ Probation ²	Probation ²	Other ³
	GRAND TOTAL		41,702	8,912	10,539	15,928	5,879	444
	%			21.4%	25.3%	38.2%	14.1%	1.1%
	VIOLATIONS		39,035	8,726	9,762	14,817	5,319	411
	ATTEMPTS		2,667	186	777	1,111	560	33
750.3821C1	Mal. Destr. Trees/Shrubs/etc. \$1K - <\$20K	5 ATTEMPTS	1		1			
750.383A	Malicious Destruction of Prop., Utility Prop.	4 ATTEMPTS	6	3		1	2	
750.3875A	Malicious Destruction of Tombs/ Memorials, \$1K - <\$20K	5 ATTEMPTS	1				1	
750.411A1A	False Report of Misdemeanor	MISD ATTEMPTS	3		1	2		
750.411A1B	False Report of Felony	4 ATTEMPTS	17		6	6	4	1
750.411A3A	False Report/Threat of Bomb/ Harmful Device	4 ATTEMPTS	85	6	30	36	13	
750.411H	Stalking	1 ATTEMPTS	24		12	5	7	
750.411H2B	Stalking a Minor	5 ATTEMPTS	10	2	3	4	1	
750.411i	Stalking - Aggravated	5 ATTEMPTS	1			1		
750.411S2A	Unlawful Posting Message	2 ATTEMPTS	44		17	17	10	
750.411S2B	Unlawful Posting Message w/ Aggravating Circumstances	5 ATTEMPTS	3		1	2		
750.411U	Gang Membership - Assoc/Member Commit/Attempt Felony	20 ATTEMPTS	138	31	10	77	20	
750.411X2	Cyberbullying	misd ATTEMPTS	15	1		13	1	
750.413	Motor Vehicle - Unlawful Drive Away	5 ATTEMPTS	4			3	1	
750.414	Motor Vehicle - Unlawful Use	2 ATTEMPTS	2			2		
750.414-A	Motor Vehicle - Unlawful Use	MISD ATTEMPTS	1			1		
750.414A	Motor Vehicle - Possess Master Key	MISD ATTEMPTS	2	2				
750.4151	Motor Vehicles - Conceal/Misrep. Identity w/out Intent to Mislead	4 ATTEMPTS	1			1		
750.4152	Motor Vehicle - Conceal/Misrep. Identity to Mislead	4 ATTEMPTS	397	119	105	141	31	1
750.4156	Motor Vehicle - Buy/Receive Part w/ ID Removed/Altered	10 ATTEMPTS	22	2	10	7	3	
750.422-B	Perjury - Court Proceeding	15 ATTEMPTS	181	10	75	80	15	1
750.423	Perjury - Other Than Court Proceeding	15 ATTEMPTS	15		11	4		
750.425-B	Perjury - Incite/Procure, Court Proceeding	5 ATTEMPTS	8		2	2	4	
750.43A	Flying - Beam of Light or Energy aimed at Plane or Train	5 ATTEMPTS	9				9	
			2			1	1	
			1				1	
			2	1		1		
			1			1		
			1			1		

NOTE: Be sure to check for related offense codes when examining a particular type of crime. They may or may not be in sequential order or even on the same page. Offenders may have multiple dispositions.

A2

2020 Criminal Court Dispositions by Offense and Type of Disposition – All Offenses

Page 21 of 28

			DISPOSITIONS					
Compiled Laws	Offense	Max. Penalty	Total	Prison ¹	Jail	Jail/ Probation ²	Probation ²	Other ³
	GRAND TOTAL		41,702	8,912	10,539	15,928	5,879	444
	%			21.4%	25.3%	38.2%	14.1%	1.1%
	VIOLATIONS		39,035	8,726	9,762	14,817	5,319	411
	ATTEMPTS		2,667	186	777	1,111	560	33
750.448	Prostitution - Accost and Solicit	MISD	16		5	3	5	3
	ATTEMPTS							
750.449A	Prostitution - Engaging Services of	MISD	1				1	
	ATTEMPTS							
750.449A2	Prostitution - Engaging Services of a Minor	5	1				1	
	ATTEMPTS		1		1			
750.450	Prostitution, Aiding and Abetting	MISD	3		3			
	ATTEMPTS							
750.451-C	Prostitution - 2nd Offense	MISD	3		2	1		
	ATTEMPTS							
750.451-D	Prostitution - 3rd Offense	2	10		7	3		
	ATTEMPTS							
750.452	Prostitution - Keeping House of	5	5		1	3	1	
	ATTEMPTS		3		1	2		
750.457	Prostitution - Accept Earnings	20	4	1	1		1	1
	ATTEMPTS							
750.459	Prostitution - Transport Female (perhaps compel)	20	2	2				
	ATTEMPTS		2			1	1	
750.462EA	Human Trafficking - Minor for Commercial Sexual Activity	20	2	2				
	ATTEMPTS							
750.479	Public Officer - Assault/Obstruct	20	2			1	1	
	ATTEMPTS							
750.4792	Public Officer - Assault/Obstruct	2	8	4	2	2		
	ATTEMPTS							
750.4792A2	Lying to Peace Officer - Serious Misd Investigation	MISD	6		4	1	1	
	ATTEMPTS							
750.4792B2	Lying to Peace Officer - 1-4 Year Crime Investigation	MISD	13		4	6	1	2
	ATTEMPTS							
750.4792C2	Lying to Peace Officer - 4 Year or More Crime Investigation	2	34	6	9	11	6	2
	ATTEMPTS		3		1	1	1	
750.4792D2	Lying to Peace Officer - Violent Crime Investigation	4	10	1	2	6	1	
	ATTEMPTS		2			1	1	
750.4793	Public Officer - Assault/Obstruct Cause Injury	4	1			1		
	ATTEMPTS							
750.479A2	Police Officer - Flee (Penal Code) 4th Degree	2	112	12	20	64	16	
	ATTEMPTS		17		4	6	7	
750.479A3	Police Officer - Flee (Penal Code) 3rd Degree	5	173	37	28	73	33	2
	ATTEMPTS		11		5	4	2	
750.479A4-A	Police Officer - Flee (Penal Code) - 2nd Offense	10	5	2		3		
	ATTEMPTS							
750.479B1	Peace Officer - Disarming - Non-Firearm	4	3	1	2			
	ATTEMPTS		3	1		2		
750.479B2	Peace Officer - Disarming - Firearm	10	2	1		1		
	ATTEMPTS		11	3	4	3	1	
750.483A2A	Interfering w/ Crime Report	MISD	7		2	3		2
	ATTEMPTS							
750.483A2B	Interfere w/ Crime Report Threat to Kill/Injure	10	6	2		3	1	
	ATTEMPTS		2		1	1		

NOTE: Be sure to check for related offense codes when examining a particular type of crime. They may or may not be in sequential order or even on the same page. Offenders may have multiple dispositions.

2020 Criminal Court Dispositions by Offense and Type of Disposition – All Offenses

			DISPOSITIONS					
Compiled Laws	Offense	Max. Penalty	Total	Prison ¹	Jail	Jail/ Probation ²	Probation ²	Other ³
	GRAND TOTAL		41,702	8,912	10,539	15,928	5,879	444
	%			21.4%	25.3%	38.2%	14.1%	1.1%
	VIOLATIONS		39,035	8,726	9,762	14,817	5,319	411
	ATTEMPTS		2,667	186	777	1,111	560	33
750.483A4A	Interfering w/ Police Investigation	MISD ATTEMPTS	4		1	1	2	
750.483A6A	Tamper w/ Evidence	4 ATTEMPTS	17	7	4	3	3	
750.483A6B	Tamper w/ Evidence - Criminal Case Max >10 yr Term	10 ATTEMPTS	2			1	1	
750.49-A	Animals, Fighting	4 ATTEMPTS	16	13		2	1	
750.49-C	Animals - Fighting	4 ATTEMPTS	1		1			
750.492A1A	Medical Records - False Info on Chart by Health Care Provider	4 ATTEMPTS	5		5			
750.50	Animals - Abandoning/Cruelty	4 ATTEMPTS	2			2		
750.50-A	Animals - Abandon/Cruelty, 2nd Offense	2 ATTEMPTS	1			1		
750.504A	Animals - Abandon/Cruelty to 1 Animal	2 MISD ATTEMPTS	1		2	3	6	
750.504B	Animals - Abandon/Cruelty to 2 or 3 Animals	1 ATTEMPTS	10			2	8	
750.504C	Animals - Abandon/Cruelty to 4 - 9 Animals	1 ATTEMPTS	8			5	3	
750.504D	Animals - Abandon/Cruelty to 10 or More Animals	2 ATTEMPTS	4			2	2	
750.505-A	Obstruction of Justice	4 ATTEMPTS	1			1		
750.505-B	Accessory After the Fact to Felony	5 ATTEMPTS	20	5	9	3	3	
750.505-C	Common Law Offenses	5 ATTEMPTS	4	1	3			
750.5082B	Police Radio Receivers/Scanners, Use in Commission of Felony	5 ATTEMPTS	39	6	3	18	12	
750.50A	Service Dogs - Beating/Impeding	5 MISD ATTEMPTS	4		2	2		
750.50B	Animals - Kill/Torture	5 ATTEMPTS	5			3	2	
750.50B4	Animals - Kill/Torture - Second Degree	2 ATTEMPTS	3	1	1	1		
750.50C7	Police Animal - Injure/Harass While Committing Crime	4 MISD ATTEMPTS	1		1			
750.520B	Animals - Kill/Torture	4 ATTEMPTS	23	1	4	12	6	
750.520B1A	Animals - Kill/Torture - Second Degree	7 ATTEMPTS	6		1	3	2	
750.520B1B	Animals - Kill/Torture - Second Degree	7 ATTEMPTS	3	1		2		
750.520B1C	Animals - Kill/Torture - Second Degree	7 ATTEMPTS	1			1		
750.520B	CSC - 1st Degree - Multiple Variables	2 LIFE ATTEMPTS	31	31				
750.520B1A	CSC - 1st Degree - Person Under 13	2 LIFE ATTEMPTS	50	50				
750.520B1B	CSC - 1st Degree - Relationship	2 LIFE ATTEMPTS	59	59				
750.520B1C	CSC - 1st Degree - During Felony	2 LIFE ATTEMPTS	1			1		
750.520B1C	CSC - 1st Degree - During Felony	2 LIFE ATTEMPTS	16	16				

NOTE: Be sure to check for related offense codes when examining a particular type of crime. They may or may not be in sequential order or even on the same page. Offenders may have multiple dispositions.

2020 Criminal Court Dispositions by Offense and Type of Disposition – All Offenses

			DISPOSITIONS					
Compiled Laws	Offense	Max. Penalty	Total	Prison ¹	Jail	Jail/ Probation ²	Probation ²	Other ³
	GRAND TOTAL		41,702	8,912	10,539	15,928	5,879	444
	%			21.4%	25.3%	38.2%	14.1%	1.1%
	VIOLATIONS		39,035	8,726	9,762	14,817	5,319	411
	ATTEMPTS		2,667	186	777	1,111	560	33
750.520B1D	CSC - 1st Degree - Accomplices	LIFE ATTEMPTS	2	2				
750.520B1E	CSC - 1st Degree - Weapon Used	LIFE ATTEMPTS	4	4				
750.520B1F	CSC - 1st Degree - Personal Injury	LIFE ATTEMPTS	14	14				
750.520B1H	CSC - 1st Degree - Mentally Disabled Relationship	LIFE ATTEMPTS	3	2			1	
750.520B2B	CSC - 1st Degree - Person <13, Defendant 17+ yrs.	LIFE ATTEMPTS	69	69				
750.520B2C	CSC - 1st Degree - Person <13, Defendant 17+ yrs - 2nd Offense	LIFE ATTEMPTS	2		1	1		
750.520C	CSC - 2nd Degree - Multiple Variables	15 ATTEMPTS	1					
750.520C1A	CSC - 2nd Degree - Person Under 13	15 ATTEMPTS	33	20	2	11		
750.520C1B	CSC - 2nd Degree - Relationship	15 ATTEMPTS	1				1	
750.520C1C	CSC - 2nd Degree - During Felony	15 ATTEMPTS	56	42	1	8	3	2
750.520C1D	CSC - 2nd Degree - Accomplices	15 ATTEMPTS	10	2		8		
750.520C1E	CSC - 2nd Degree - Relationship	15 ATTEMPTS	51	39		12		
750.520C1F	CSC - 2nd Degree - Personal Injury	15 ATTEMPTS	6	5			1	
750.520C1G	CSC - 2nd Degree - Injury to Incapacitated Victim	15 ATTEMPTS	5	1		4		
750.520C1H	CSC - 2nd Degree - Personal Injury	15 ATTEMPTS	15	10		5		
750.520C1I	CSC - 2nd Degree - Mentally Disabled Relationship	15 ATTEMPTS	8	3	2	3		
750.520C1J	CSC - 2nd Degree - Injury to Incapacitated Victim	15 ATTEMPTS	2	2				
750.520C1K	CSC - 2nd Degree - Mentally Disabled Relationship	15 ATTEMPTS	1	1				
750.520C2B	CSC - 2nd Degree - State Prisoner	15 ATTEMPTS	2			2		
750.520D	CSC - 2nd Degree - County Prisoner	15 ATTEMPTS	1			1		
750.520D1A	CSC - 2nd Degree - County Prisoner	15 ATTEMPTS	2			2		
750.520D1B	CSC - 2nd Degree - Person <13, Defendant 17+ yrs.	15 ATTEMPTS	137	113	2	18	4	
750.520D1C	CSC - 2nd Degree - Person <13, Defendant 17+ yrs.	15 ATTEMPTS	18	7	2	9		
750.520D1D	CSC - 3rd Degree - Multiple Variables	15 ATTEMPTS	34	32		1	1	
750.520D1E	CSC - 3rd Degree - Multiple Variables	15 ATTEMPTS	6	3		1	2	
750.520D1F	CSC - 3rd Degree - Person 13-15	15 ATTEMPTS	250	160	9	47	34	
750.520D1G	CSC - 3rd Degree - Person 13-15	15 ATTEMPTS	26	2	3	20	1	
750.520D1H	CSC - 3rd Degree - Force/Coercion	15 ATTEMPTS	55	48	2	3		2
750.520D1I	CSC - 3rd Degree - Force/Coercion	15 ATTEMPTS	6	3		2	1	
750.520D1J	CSC - 3rd Degree - Incapacitated Victim	15 ATTEMPTS	7	6		1		
750.520D1K	CSC - 3rd Degree - Incapacitated Victim	15 ATTEMPTS	4	1		2	1	
750.520D1L	CSC - 3rd Degree - Incest	15 ATTEMPTS	17	16	1			
750.520D1M	CSC - 3rd Degree - Incest	15 ATTEMPTS	2	1		1		
750.520D1N	CSC - 3rd Degree - Student	15 ATTEMPTS	10	10				
750.520E	CSC - 3rd Degree - Student	15 ATTEMPTS	31	6	6	18	1	
750.520E	CSC - 4th Degree - Multiple Variables	2 ATTEMPTS	2		2			

NOTE: Be sure to check for related offense codes when examining a particular type of crime. They may or may not be in sequential order or even on the same page. Offenders may have multiple dispositions.

A2

2020 Criminal Court Dispositions by Offense and Type of Disposition – All Offenses

Page 24 of 28

			DISPOSITIONS					
Compiled Laws	Offense	Max. Penalty	Total	Prison ¹	Jail	Jail/ Probation ²	Probation ²	Other ³
GRAND TOTAL			41,702	8,912	10,539	15,928	5,879	444
%				21.4%	25.3%	38.2%	14.1%	1.1%
VIOLATIONS			39,035	8,726	9,762	14,817	5,319	411
ATTEMPTS			2,667	186	777	1,111	560	33
750.520E1A	CSC - 4th Degree - Force/ Coercion	2 ATTEMPTS	133	30	16	61	24	2
750.520E1A-A	CSC - 4th Degree - Victim 13-16	2 ATTEMPTS	11	2	2	6	1	
750.520E1B	CSC - 4th Degree - Incapacitated Victim	2 ATTEMPTS	75	18	15	33	9	
750.520E1E-A	CSC - 4th Degree - Mental Health Professional	2 ATTEMPTS	1			1		
750.520E1F-A	CSC - 4th Degree - Student	2 ATTEMPTS	16	2	6	6	2	
750.520E1G	CSC - 4th Degree - Incest	2 ATTEMPTS	1			1	1	
750.520E1H	CSC - 4th Degree - Foster Care	2 ATTEMPTS	3			3		
750.520G1	CSC - Assault w/ Intent to Commit Sexual Penetration	2 ATTEMPTS	1			1		
750.520G2	CSC - 2nd Degree Assault	2 ATTEMPTS	17	1	2	11	2	1
750.520N	CSC - Tamper w/ Electronic Monitoring Device	2 ATTEMPTS	2	2				
750.529	Robbery - Armed	LIFE ATTEMPTS	58	41	4	12	1	
750.529-A	Robbery - Armed - Serious Injury	LIFE ATTEMPTS	33	13	1	17	2	
750.529A	Carjacking	LIFE ATTEMPTS	1		1			
750.530	Robbery - Unarmed	15 ATTEMPTS	166	161	1	3	1	
750.531	Bank Robbery/Safe Breaking	LIFE ATTEMPTS	2			1	1	
750.531-A	Bank Robbery	LIFE ATTEMPTS	4	4				
750.531B	Safe Breaking	LIFE ATTEMPTS	30	30				
750.532	Seduction	5 ATTEMPTS	2	2				
750.535	Stolen Prop. - Receive & Conceal (Obsolete)	15 ATTEMPTS	236	102	29	66	38	1
750.5352A	Stolen Prop. - Receive & Conceal, \$20K or More	10 ATTEMPTS	15	6	2	6	1	
750.5352B	Stolen Prop. - Receive & Conceal, \$1K - <\$20K - 3rd+ Offense	10 ATTEMPTS	1	1				
750.5353A	Stolen Prop. - Receive & Conceal, \$1K - <\$20K	5 ATTEMPTS	13	8		5		
750.5353B	Stolen Prop. - Receive & Conceal, \$200 - <\$1K - 2nd+ Offense	5 ATTEMPTS	1			1		
750.5354A	Stolen Prop. - Receive & Conceal, \$200 - <\$1K	1 ATTEMPTS	10	8		2	1	
			22	3	13	6		
			2	1	1			
			1	1				
			31	8	3	9	11	
			1	1				
			4	1	1	1	1	
			179	44	37	58	40	
			17	1	8	2	6	
			4	1	1	2		
			68		28	22	17	1
			1		1			

NOTE: Be sure to check for related offense codes when examining a particular type of crime. They may or may not be in sequential order or even on the same page. Offenders may have multiple dispositions.

2020 Criminal Court Dispositions by Offense and Type of Disposition – All Offenses

Page 25 of 28

			DISPOSITIONS					
Compiled Laws	Offense	Max. Penalty	Total	Prison ¹	Jail	Jail/ Probation ²	Probation ²	Other ³
	GRAND TOTAL		41,702	8,912	10,539	15,928	5,879	444
	%			21.4%	25.3%	38.2%	14.1%	1.1%
	VIOLATIONS		39,035	8,726	9,762	14,817	5,319	411
	ATTEMPTS		2,667	186	777	1,111	560	33
750.5354B	Stolen Prop. - Receive & Conceal	MISD	11		5	5	1	
		ATTEMPTS						
750.5355	Stolen Prop. - Receive & Conceal, Under \$200	MISD	18		12		4	2
		ATTEMPTS						
750.5357	Stolen Prop. - Receive & Conceal, Motor Vehicle	5	286	51	73	92	70	
		ATTEMPTS	14		5	3	6	
750.5358	Stolen Prop. - Receive & Conceal, Motor Vehicle - Second Offense	10	17	5	2	3	7	
		ATTEMPTS						
750.535A2	Motor Vehicles - Operate Chop Shop	10	4	1		1	2	
		ATTEMPTS						
750.535A3	Motor Vehicles - Operate Chop Shop - 2nd Offense	10	1	1				
		ATTEMPTS						
750.535B	Weapons - Firearms, Receive & Conceal	10	109	36	28	27	17	1
		ATTEMPTS	6	1	2	3		
750.539D	Eavesdropping - Install/Use	2	4		1	2	1	
		ATTEMPTS						
750.539J2A1	Surveil Unclothed Person	2	15	3	1	10	1	
		ATTEMPTS						
750.539J2A2	Surveil Unclothed Person - 2nd Offense	5	1	1				
		ATTEMPTS						
750.539J2B	Capture/Distribute Image of Unclothed Person	5	49	19	3	16	11	
		ATTEMPTS	1				1	
750.5405A	Interfere w/ Electronic Communications	2	117	24	26	55	12	
		ATTEMPTS	21		9	9	2	1
750.5405B	Interfere w/ Electronic Communications, Injury/Death	4	11	4	1	6		
		ATTEMPTS						
750.540E	Telecommunications - Malicious Use	MISD	11		6	5		
		ATTEMPTS						
750.543M	Terrorism - False Report or Threat	20	18	5	1	7	5	
		ATTEMPTS	12	2	4	6		
750.552	Trespass	MISD	18		10	5	2	1
		ATTEMPTS						
750.552c	Trespass Upon Key Facility	4	2		1	1		
		ATTEMPTS						
750.5531A	Squatting	MISD	1		1			
		ATTEMPTS						
750.569L	Motor Vehicle Tracking Device	MISD	1		1			
		ATTEMPTS						
750.72	Arson - Dwelling House/ Curtilage	20	2	1		1		
		ATTEMPTS						
750.731	Arson - Second Degree	20	17	7	1	8	1	
		ATTEMPTS	2		1		1	
750.74	Arson - Personal Property, Over \$50	4	30	15	2	10	3	
		ATTEMPTS	2	1		1		
750.741A	Arson - Personal Property, <\$200	5	1		1			
		ATTEMPTS						
750.741B1	Arson - Personal Property, \$200 - <\$1K	1	1			1		
		ATTEMPTS						

NOTE: Be sure to check for related offense codes when examining a particular type of crime. They may or may not be in sequential order or even on the same page. Offenders may have multiple dispositions.

2020 Criminal Court Dispositions by Offense and Type of Disposition – All Offenses

Page 26 of 28

			DISPOSITIONS					
Compiled Laws	Offense	Max. Penalty	Total	Prison ¹	Jail	Jail/ Probation ²	Probation ²	Other ³
	GRAND TOTAL		41,702	8,912	10,539	15,928	5,879	444
	%			21.4%	25.3%	38.2%	14.1%	1.1%
	VIOLATIONS		39,035	8,726	9,762	14,817	5,319	411
	ATTEMPTS		2,667	186	777	1,111	560	33
750.751	Fourth Degree Arson	5	27	8	5	12	2	
	ATTEMPTS		7		2	3	2	
750.761B	Arson of Insured Real Property	20	1				1	
	ATTEMPTS							
750.77	Arson - Preparation to Burn Property	10	1		1			
	ATTEMPTS							
750.781A1	Arson - Preparation to Burn Property, \$200 - <\$1K	1	2			2		
	ATTEMPTS							
750.781A3	Arson - Preparation to Burn Property, Less Than \$200	MISD	2		2			
	ATTEMPTS							
750.791B1	Arson - Preparation to Burn Property, \$200 - <\$1K	1	2		2			
	ATTEMPTS							
750.791C1	Arson - Preparation to Burn Property, \$1K - <\$20K	5	6		1	5		
	ATTEMPTS							
750.791C3	Arson - Preparation to Burn Property,	5	2			1	1	
	ATTEMPTS							
750.791D1	Arson - Preparation to Burn Property, \$20K or More	10	3	1	1		1	
	ATTEMPTS							
750.791D6	Arson - Preparation to Burn a Building	10	6		2	2	2	
	ATTEMPTS		1	1				
750.81	Assault/Assault and Battery	MISD	267	2	139	62	57	7
	ATTEMPTS		2		2			
750.812	Domestic Violence	MISD	641	2	296	191	136	16
	ATTEMPTS		3		2	1		
750.813	Domestic Violence and/or Assault Pregnant Individual - 2nd Offense	1	182		105	59	18	
	ATTEMPTS							
750.814	Domestic Violence - 3rd Offense	2	527	200	86	206	34	1
	ATTEMPTS		31	2	12	16	1	
750.81A	Assault - Aggravated	1	142		48	55	37	2
	ATTEMPTS		3		2		1	
750.81A2	Domestic Violence, Aggravated	1	118		30	63	23	2
	ATTEMPTS							
750.81A3	Domestic Violence, Aggravated - 2nd Offense	2	38	14	3	18	3	
	ATTEMPTS		4		1	3		
750.81C1	Threatening DHS Employee w/ Physical Harm	MISD	4		1	3		
	ATTEMPTS							
750.81C2	Assault/Battery of DHS Employee	2						
	ATTEMPTS		1				1	
750.81C3	Assault/Battery of DHS Employee Cause Serious Injury	5	1			1		
	ATTEMPTS							
750.81D1	Police Officer - Assault/Resist/ Obstruct	2	2,361	360	752	960	279	10
	ATTEMPTS		371	1	145	137	74	14
750.81D2	Police Officer - Assault/Resist/ Obstruct, Causing Injury	4	146	33	31	60	21	1
	ATTEMPTS		3		1	1	1	
750.81D3	Police Officer - Assault/Resist/ Obstruct, Serious Impairment	15	2	1		1		
	ATTEMPTS							
750.82	Felonious Assault	4	1,003	236	141	440	184	2
	ATTEMPTS		159	8	45	82	24	

NOTE: Be sure to check for related offense codes when examining a particular type of crime. They may or may not be in sequential order or even on the same page. Offenders may have multiple dispositions.

A2

2020 Criminal Court Dispositions by Offense and Type of Disposition – All Offenses

Page 27 of 28

			DISPOSITIONS					
Compiled Laws	Offense	Max. Penalty	Total	Prison ¹	Jail	Jail/ Probation ²	Probation ²	Other ³
	GRAND TOTAL		41,702	8,912	10,539	15,928	5,879	444
	%			21.4%	25.3%	38.2%	14.1%	1.1%
	VIOLATIONS		39,035	8,726	9,762	14,817	5,319	411
	ATTEMPTS		2,667	186	777	1,111	560	33
750.822	Weapon-Free Schools - Assault w/ Dangerous Weapon	4 ATTEMPTS	2	1			1	
750.83	Assault w/ Intent to Murder	LIFE ATTEMPTS	74	74				
750.84	Assault w/ Intent to do Great Bodily Harm Less Than Murder	10 ATTEMPTS	542	254	26	184	73	5
750.841B	Assault by Strangulation	10 ATTEMPTS	119	18	19	66	16	
750.85	Torture	LIFE ATTEMPTS	6	3	3			
750.85			7	1	3	3		
750.85			6	6				
750.86	Assault w/ Intent to Maim	10 ATTEMPTS	1			1		
750.86			1			1		
750.87	Assault w/ Intent to Commit Felony	10 ATTEMPTS	1	1				
750.88	Assault w/ Intent to Rob While Unarmed	15 ATTEMPTS	18	6	3	4	5	
750.89	Assault w/ Intent to Rob While Armed	LIFE ATTEMPTS	19	13		3	1	2
750.89			1			1		
750.91	Homicide - Attempted Murder	LIFE ATTEMPTS	1	1				
750.92	Attempt Commit Crime	10 ATTEMPTS	1		1			
752.10031	Health Care Fraud - False Claim	4 ATTEMPTS	13	13				
752.10033	Health Care Fraud - False Statement	4 ATTEMPTS	1		1			
752.1084	Organized Retail Crime	5 ATTEMPTS	81	16	25	31	9	
752.1084			12		5	4	3	
752.272	Chemical Agents - Prohibited Uses	MISD ATTEMPTS	4		4			
752.3653	Obscenity	2 ATTEMPTS	1			1		
752.542	Riot - Inciting	10 ATTEMPTS	1			1		
752.7971B1	Computers - Fraudulent Access, \$200 - <\$1K	1 ATTEMPTS	1		1			
752.7972A	Computers - Unauthorized Access	5 ATTEMPTS	6			2	4	
752.7973A	Computers - Use to Commit Crime Max 1 Yr or Less	1 ATTEMPTS	13		4	4	3	2
752.7973B	Computers - Use to Commit Crime Max >1 Yrs - <2 Yrs	2 ATTEMPTS	4			4		
752.7973C	Computers - Use to Commit Crime Max 2 yrs - <4 yrs	4 ATTEMPTS	20	7	2	8	3	
752.7973C			1			1		
752.7973D	Computers - Use to Commit Crime Max 4 yrs - <10 yrs	7 ATTEMPTS	102	50	9	27	15	1
752.7973E	Computers - Use to Commit Crime Max 10 yrs - <20 yrs	10 ATTEMPTS	37	15		18	4	

NOTE: Be sure to check for related offense codes when examining a particular type of crime. They may or may not be in sequential order or even on the same page. Offenders may have multiple dispositions.

2020 Criminal Court Dispositions by Offense and Type of Disposition – All Offenses

Page 28 of 28

Compiled Laws	Offense	Max. Penalty
	GRAND TOTAL	
	%	
	VIOLATIONS	
	ATTEMPTS	
752.7973F	Computers - Use to Commit Crime Max 20 yrs or More	20 ATTEMPTS
752.811	Breaking & Entering - Coin Operated Device	3 ATTEMPTS
752.811A	Breaking & Entering - Coin Operated Device	3 ATTEMPTS
752.861	Weapons - Firearms, Careless Use Cause Injury/Death	2 ATTEMPTS
752.862-B	Weapons - Firearms, Careless Use Prop. Damage Over \$50	1 ATTEMPTS
752.863A	Weapons - Firearms, Reckless Use	MISD ATTEMPTS
767A.91A	Prosecutor's Investigative Perjury	15 ATTEMPTS
767A.91B	Prosecutor's Investigative Subpoena Perjury	LIFE ATTEMPTS
769.12	Habitual Offender - 4th Offense	LIFE ATTEMPTS
771.3F	Tampering with Electronic Monitoring Device	2 ATTEMPTS
780.62	Abscond on Misdemeanor Bond	MISD ATTEMPTS
800.2811	Prisons - Furnish Contraband to Prisoner in Prison	5 ATTEMPTS
800.2813	Prisons - Bring Contraband Into Prison	5 ATTEMPTS
800.2814	Prisons - Prisoner Possessing Contraband	5 ATTEMPTS
800.2833	Prisons - Bring Weapon into	5 ATTEMPTS
800.2834	Prisons - Prisoner Possessing Weapon	5 ATTEMPTS
800.283A	Prisons - Furnish Cellphone to Prisoner	5 ATTEMPTS
801.2621A	Jails - Bring Weapon Into	5 ATTEMPTS
801.2622	Jails - Prisoner Possess Weapon	5 ATTEMPTS
801.262A2	Jails - Prisoner Possessing a Cell Phone	5 ATTEMPTS
801.2631	Jails - Furnish Contraband to Prisoner	5 ATTEMPTS
801.2632	Jails - Prisoner Possessing Contraband	5 ATTEMPTS

DISPOSITIONS					
Total	Prison ¹	Jail	Jail/ Probation ²	Probation ²	Other ³
41,702	8,912	10,539	15,928	5,879	444
	21.4%	25.3%	38.2%	14.1%	1.1%
39,035	8,726	9,762	14,817	5,319	411
2,667	186	777	1,111	560	33
31	24		6	1	
1		1			
10		3	2	5	
17	2	3	10	2	
2		1		1	
37		17	9	8	3
4	2			2	
3			3		
2	1			1	
169	40	90	19	7	13
5		5			
6		6			
7	4		2	1	
3	2		1		
31	4	12	11	4	
3		1	2		
140	129	6	3	1	1
14	12	1	1		
1			1		
96	96				
8	8				
7	6	1			
2	1			1	
1					1
9	5	3		1	
6	1	4			1
1	1				
24	7	6	7	4	
2		1	1		
70	16	30	18	5	1
7	1		4	2	

¹ Includes HYTA Prison.

² Includes Delayed and Suspended Sentences, HYTA Probation, and SAI Probation.

³ Includes Restitution, Fines, Costs, Community Service and DHS sentences.

NOTE: Be sure to check for related offense codes when examining a particular type of crime. They may or may not be in sequential order or even on the same page. Offenders may have multiple dispositions.

A2a 2020 Criminal Court Dispositions by Offense and Type of Disposition – Non-Assaultive Offenses

Page 1 of 17

			DISPOSITIONS					
Compiled Laws	Offense	Max. Penalty	Total	Prison ¹	Jail	Jail/ Probation ²	Probation ²	Other ³
GRAND TOTAL		%	19,535	3,607 18.5%	5,208 26.7%	7,415 38.0%	3,010 15.4%	295 1.5%
VIOLATIONS ATTEMPTS			18,267	3,541	4,816	6,917	2,714	279
			1,268	66	392	498	296	16
10.33	Executive Orders - Violation	MISD ATTEMPTS	3			2		1
28.173A	DNA Profiling - Refuse or Resist Providing Samples	MISD ATTEMPTS	1		1			
28.243A	Fingerprinting - Refusal	MISD ATTEMPTS	2			1	1	
28.2931	State ID Card - False Application	5 ATTEMPTS	2		1		1	
28.2951B-A	State ID Card - Alter/Forge/Use to Commit Felony or Misdemeanor	5 ATTEMPTS	6	2	3	1		
28.2952	State ID Card - 1 Year Misdemeanor	MISD ATTEMPTS	1				1	
28.2953-A	State ID Card - Counterfeit/Forged, Possession	MISD ATTEMPTS	1		1			
28.295A1	State ID Card - False Certification/ Impermissible Use Pers. Info	4 ATTEMPTS	1				1	
28.425K2A	Weapons - Pistols, Carrying Concealed While Under the Influence	MISD ATTEMPTS	10		5	3		2
28.729	Sex Offenders - Failure to Register	4 ATTEMPTS	98	22	44	25	6	1
			18	1	9	8		
28.7291B	Sex Offenders - Failure to Register - 2nd Offense	7 ATTEMPTS	9	2	6	1		
28.7291C	Sex Offenders - Failure to Register - 3rd Offense	10 ATTEMPTS	14	3	6	4	1	
28.7292	Sex Offenders - Failure to Comply w/ Duties	MISD ATTEMPTS	62	4	31	24	2	1
			3		2	1		
28.7293	Sex Offenders - Failure to Sign Registration	MISD ATTEMPTS	1					1
28.7294	Sex Offenders - Refusing/Failing to Pay Registration Fee	MISD ATTEMPTS	7		6	1		
168.7598	Election Law - Forging Signature on Absentee Ballot Application	5 ATTEMPTS	1			1		
205.271A	Taxes - Fail to File/False Return	5 ATTEMPTS	21				21	
205.4282	Tobacco Products Tax Act Violation Felony	5 ATTEMPTS	5		4		1	
			1				1	
205.4284	Tobacco Products Tax Act Violations	MISD ATTEMPTS	1		1			
257.215	Operating - Unregistered Vehicle	MISD ATTEMPTS	19		10	2	6	1
257.233A6	Motor Vehicles - Odometer Tampering	5 ATTEMPTS	2		1	1		
257.234	Motor Vehicle Code - Failure to Transfer Title	MISD ATTEMPTS	1		1			
257.254	Motor Vehicle Code - Intent to Pass False Title	10 ATTEMPTS	3		1		2	
257.256	License Plate/Registration/Title Unlawful Use	MISD ATTEMPTS	69		27	8	31	3

NOTE: Be sure to check for related offense codes when examining a particular type of crime. They may or may not be in sequential order or even on the same page. Offenders may have multiple dispositions.

A2a 2020 Criminal Court Dispositions by Offense and Type of Disposition – Non-Assaultive Offenses

Page 2 of 17

			DISPOSITIONS					
Compiled Laws	Offense	Max. Penalty	Total	Prison ¹	Jail	Jail/ Probation ²	Probation ²	Other ³
GRAND TOTAL			19,535	3,607	5,208	7,415	3,010	295
%				18.5%	26.7%	38.0%	15.4%	1.5%
VIOLATIONS ATTEMPTS			18,267	3,541	4,816	6,917	2,714	279
			1,268	66	392	498	296	16
257.257	License Documents/Plates - Forgery	5 ATTEMPTS	30	3	9	7	11	
257.301	Operating - No/Multiple Licenses	MISD ATTEMPTS	38		21	6	4	7
257.31010	Driver's License - Forged, Possession	MISD ATTEMPTS	1		1			
257.3107A	Driver's License - Forge w/ Intent to Commit Crime Max 10 Yrs+	10 ATTEMPTS	1		1			
257.3107B	Driver's License - Forge w/ Intent to Commit Crime Max 6mos-<10 yrs	5 ATTEMPTS	7	1	2		4	
257.3109	Driver's License - Forged, Possession of 2 or More	5 ATTEMPTS	4		1	2	1	
257.311	Operate w/o License	MISD ATTEMPTS	14		8	2	2	2
257.312	Operate w/ Restricted License	MISD ATTEMPTS	8		5	3		
257.312A	Operating - Motorcycles/Mopeds w/o Endorsement	MISD ATTEMPTS	6		6			
257.324	Operate w/ Forged/Altered License/ False ID	MISD ATTEMPTS	31	1	17	8	5	
257.326	Operate - Owner Permitting Another to Violate Motor Vehicle	MISD ATTEMPTS	2		1	1		
257.328	Motor Vehicle Code - Producing False Evidence of Insurance	MISD ATTEMPTS	7		1		6	
257.3291	Insurance Certificates - Possess/Sale of Stolen/Counterfeit	5 ATTEMPTS	1			1		
257.602	Police Officer - Refuse to Obey Traffic Order	MISD ATTEMPTS	4			3	1	
257.617A	Fail to Stop at Personal Injury Accident	1 ATTEMPTS	13		9	3	1	
257.618	Fail to Stop at Property Damage Accident (Attended Vehicle)	MISD ATTEMPTS	23		13	9	1	
257.620	Fail to Stop after Collision	MISD ATTEMPTS	35		18	12	4	1
257.621	Failure to Report Accident to Fixtures	MISD ATTEMPTS	12		6	3	1	2
257.622	Fail to Report Accident	MISD ATTEMPTS	12		6	4		2
257.624A	Alcohol - Open Container in Vehicle	MISD ATTEMPTS	79		47	21	6	5
257.625	Operating Vehicle Intoxicated	15 ATTEMPTS	1			1		
257.6251-A	Operating Vehicle Intoxicated	MISD ATTEMPTS	294	1	161	103	22	7
257.62510B	Operating Vehicle Intoxicated - 2nd Offense	1 ATTEMPTS	1		1			
257.62510C	Operating Vehicle Intoxicated - 3rd Offense	1 ATTEMPTS	5		1	1	2	1
			3			3		

NOTE: Be sure to check for related offense codes when examining a particular type of crime. They may or may not be in sequential order or even on the same page. Offenders may have multiple dispositions.

A2a 2020 Criminal Court Dispositions by Offense and Type of Disposition – Non-Assaultive Offenses

Page 3 of 17

			DISPOSITIONS					
Compiled Laws	Offense	Max. Penalty	Total	Prison ¹	Jail	Jail/ Probation ²	Probation ²	Other ³
GRAND TOTAL		%	19,535	3,607 18.5%	5,208 26.7%	7,415 38.0%	3,010 15.4%	295 1.5%
VIOLATIONS ATTEMPTS			18,267	3,541	4,816	6,917	2,714	279
			1,268	66	392	498	296	16
257.6251C	Operating Vehicle Intoxicated, High Blood Alcohol	MISD ATTEMPTS	57		16	25	14	2
257.6252-A	Operating Vehicle Intoxicated	MISD ATTEMPTS	2			1	1	
257.6253	Operate - Impaired	MISD ATTEMPTS	111		51	35	15	10
257.6256B	Operating Vehicle Intoxicated, Contr. Sub. - 2nd Offense	1 ATTEMPTS	200	1	64	96	37	2
257.6256D	Operating Vehicle Intoxicated, Contr. Sub. - 3rd Offense	5 ATTEMPTS	1,845	284	168	1,294	98	1
257.6257A1	Operating Vehicle Intoxicated, w/ Occupant <16	1 ATTEMPTS	34		15	13	4	2
257.6257A2	Operating Vehicle Intoxicated, w/ Occupant <16 - 2nd+ Offense	5 ATTEMPTS	43	5	6	29	3	
257.6258	Operating Vehicle, w/ Presence of Controlled Substance	MISD ATTEMPTS	31		20	7	3	1
257.625B	OUIL	5 ATTEMPTS	1			1		
257.625L	Ignition Interlock Device - Violations	MISD ATTEMPTS	1		1			
257.626A	Operating - Drag Racing	MISD ATTEMPTS	1		1			
257.653A2	Passing EMS - Misd.	MISD ATTEMPTS	1		1			
257.6556-A	Minor Operating Vehicle, w/ Any Blood Alcohol Content	MISD ATTEMPTS	1			1		
257.6985	Motor Vehicles - Use/Possession of Flashing Lights	MISD ATTEMPTS	2		1			1
257.7326	Commission of a Felony with a Motor Vehicle	None ATTEMPTS	1			1		
257.903	Motor Vehicle Code, False Certification	5 ATTEMPTS	4	2	1		1	
257.904	Operate - License Suspended/Revoked/ Denied	15 ATTEMPTS	4		2		2	
257.9041B	Operate - Allow Suspended/Revoked/ Denied to Operate	MISD ATTEMPTS	388	3	246	78	46	15
257.9041C	Operate - Allow Suspended/Revoked/ Denied to Operate - 2nd+ Offense	1 ATTEMPTS	395	1	267	78	30	19
257.9042-A	Motor Vehicles - Allowing Suspended Person to Operate	MISD ATTEMPTS	2				1	1
257.904A	Operating - No License for 3 Years	MISD ATTEMPTS	3		2	1		
324.401131	Wildlife Conservation Part - Using Artificial Light/Weapon	MISD ATTEMPTS	1			1		
324.401132	Wildlife Conservation Part - Using Artificial Light to Spot Animals	MISD ATTEMPTS	1			1		
324.401181	Wildlife Conservation Part - General Violations	MISD ATTEMPTS	1			1		

NOTE: Be sure to check for related offense codes when examining a particular type of crime. They may or may not be in sequential order or even on the same page. Offenders may have multiple dispositions.

A2a 2020 Criminal Court Dispositions by Offense and Type of Disposition – Non-Assaultive Offenses

Page 4 of 17

			DISPOSITIONS					
Compiled Laws	Offense	Max. Penalty	Total	Prison ¹	Jail	Jail/ Probation ²	Probation ²	Other ³
GRAND TOTAL			19,535	3,607	5,208	7,415	3,010	295
%				18.5%	26.7%	38.0%	15.4%	1.5%
VIOLATIONS ATTEMPTS			18,267	3,541	4,816	6,917	2,714	279
			1,268	66	392	498	296	16
324.43513	Hunting/Fishing Lic. Part - Transport Unsecured Firearm/Bow	MISD ATTEMPTS	1		1			
324.801761	Marine Safety, OUIL Per Se	MISD ATTEMPTS	1			1		
324.81122	ORV - Operating on Highway or Right-of-Way	MISD ATTEMPTS	2		1		1	
324.81133A	ORV - Operate at Unreasonable Speed	MISD ATTEMPTS	1		1			
324.81133U	ORV - Operate in Residential Area	MISD ATTEMPTS	1				1	
324.811343	ORV - Allowing Intoxicated Person to Operate	MISD ATTEMPTS	2			1		1
324.81140A2A	ORV-Operating -License Suspended/Revoked	MISD ATTEMPTS	1		1			
324.82123	Snowmobiles - Failure to Wear Crash Helmet	MISD ATTEMPTS	1				1	
324.82132	Snowmobiles - Failure to Report Accident	MISD ATTEMPTS	1				1	
324.82147A2A	Snowmobiles - Operating - License Suspended Revoked	MISD ATTEMPTS	1				1	
324.821583	Snowmobiles - Providing False ID Misd.	MISD ATTEMPTS	1				1	
328.2321	Funeral Contracts - Conversion	5 ATTEMPTS	1			1		
333.16294	Health Profession - Unauthorized Practice Felony	4 ATTEMPTS	3	1		1		1
333.28412	Failing to Report the Discovery of a Dead Body	MISD ATTEMPTS	1				1	
333.28413	Concealing the Death of an Individual	5 ATTEMPTS	5	1			4	
339.6013	Occupational Code - Performing Occupation w/o License - 1st Offense	MISD ATTEMPTS	1			1		
339.6016A	Unlicensed Residential Builder	1 ATTEMPTS	3		2		1	
400.60	Fraud - Welfare	4 ATTEMPTS	24	1	3	9	11	
400.601-A	Fraud - Welfare, \$500 or Less	4 ATTEMPTS	4			2	1	1
400.602-A	Fraud - Welfare, Failure to Inform, \$500 or Less	4 ATTEMPTS	5			1	2	2
400.602-B	Fraud - Welfare, Failure to Inform, Over \$500	4 ATTEMPTS	5		1	1	2	1
400.6031	Medicaid Fraud - False Statement in Benefit Application	4 ATTEMPTS	22		5	7	10	
400.604	Medicaid Fraud - Kickback/Referral Fees	4 ATTEMPTS	5		3		1	1
400.606	Medicaid Fraud - Conspiracy	10 ATTEMPTS	1				1	
			3			3		
			1	1				

NOTE: Be sure to check for related offense codes when examining a particular type of crime. They may or may not be in sequential order or even on the same page. Offenders may have multiple dispositions.

A2a 2020 Criminal Court Dispositions by Offense and Type of Disposition – Non-Assaultive Offenses

Page 5 of 17

				DISPOSITIONS					
		GRAND TOTAL	%	Total	Prison ¹	Jail	Jail/ Probation ²	Probation ²	Other ³
Compiled Laws	Offense	VIOLATIONS	ATTEMPTS	19,535	3,607 18.5%	5,208 26.7%	7,415 38.0%	3,010 15.4%	295 1.5%
		Max. Penalty		18,267	3,541	4,816	6,917	2,714	279
				1,268	66	392	498	296	16
400.6071	Medicaid Fraud - False Claim	4	ATTEMPTS	13	6		7		
421.54BIIC	Unemployment Comp. Fraud, False Statement/Misrep. - No Loss	2	ATTEMPTS	1				1	
432.2181	Gambling Operations - Felony Violations	10	ATTEMPTS	2				2	
436.16131	Alcohol - Furnishing Place for Consideration (1 Yr Felony)	MISD	ATTEMPTS	1		1			
436.17011-A	Alcohol - Sell/Furnish to Minor	MISD	ATTEMPTS	5	1	3	1		
436.17031A	Alcohol - Purchase/Consume/ Possess by Minor	MISD	ATTEMPTS	1		1			
436.17031C-1	Alcohol - Purchase/Consume/ Possess by Minor - 3rd+ Offense	MISD	ATTEMPTS	1		1			
445.4332	Buy/Sell Stolen Non Ferrous Metals - 1st Offense	5	ATTEMPTS	3		1	1	1	
445.65	Identity Theft	5	ATTEMPTS	156	25	32	59	39	1
445.65A	Identity Theft - Second Offense	10	ATTEMPTS	13		2	9	2	
445.65B	Identity Theft - Third Offense	15	ATTEMPTS	3	1		2		
445.67	Identity Theft - Obtain/Possess/ Transfer ID w/ Intent	5	ATTEMPTS	2	1	1			
445.67-B	Personal Identifying Information - Obtain w/ Intent to Commit Identity Theft - 3rd	15	ATTEMPTS	33	4	3	19	6	1
448.25832	Pyramid Promotional Scheme - Promote	7	ATTEMPTS	1	1				
451.2501	Securities Act - Fraudulent Sales	10	ATTEMPTS	1				1	
484.16053	Emergency Telephone Service - Using For Unauthorized Purpose - 2nd+ Offense	2	ATTEMPTS	3			3		
500.2088	Insurance - False Report for Insurance Claim	MISD	ATTEMPTS	2		2			
500.3101A	Motor Vehicle - Operating w/o Valid Insurance	MISD	ATTEMPTS	1				1	
500.3102	Motor Vehicle - Operating w/o Security	MISD	ATTEMPTS	1					1
500.45111	Insurance - Fraudulent Acts	4	ATTEMPTS	81		43	15	17	6
500.45112	Insurance Fraud - Conspiracies	10	ATTEMPTS	1		1			
570.152	Contractor - Fraudulent Use of Building Contract Fund	3	ATTEMPTS	3			2	1	
600.1701	Contempt of Court	MISD	ATTEMPTS	1		1			
600.2907A2	Real Property - Encumber w/o Lawful Cause	3	ATTEMPTS	1				1	

NOTE: Be sure to check for related offense codes when examining a particular type of crime. They may or may not be in sequential order or even on the same page. Offenders may have multiple dispositions.

A2a 2020 Criminal Court Dispositions by Offense and Type of Disposition – Non-Assaultive Offenses

Page 6 of 17

			DISPOSITIONS					
Compiled Laws	Offense	Max. Penalty	Total	Prison ¹	Jail	Jail/ Probation ²	Probation ²	Other ³
GRAND TOTAL			19,535	3,607	5,208	7,415	3,010	295
%				18.5%	26.7%	38.0%	15.4%	1.5%
VIOLATIONS			18,267	3,541	4,816	6,917	2,714	279
ATTEMPTS			1,268	66	392	498	296	16
600.2950	Domestic Violence - Personal Protection Order	MISD ATTEMPTS	2		1	1		
722.151-A	Children - Aiding/Abetting Viol. of Juv. Court Order	MISD ATTEMPTS	1		1			
722.151B	Children - Harboring Runaways	MISD ATTEMPTS	1		1			
722.6332	Child Abuse - Failure to Report	MISD ATTEMPTS	1		1			
722.6335A	Child Abuse - Intentional False Report Misdemeanor	MISD ATTEMPTS	1					1
722.641	Tobacco - Furnishing to Minors	MISD ATTEMPTS	1					1
722.642	Tobacco - Possession/Use by Minor	MISD ATTEMPTS	1					1
750.110	Breaking & Entering - Bldg. w/ Intent	15 ATTEMPTS	483	170	107	158	47	1
			54	11	15	20	8	
750.110-A	Breaking & Entering - Unoccupied Bldg. w/ Intent	10 ATTEMPTS	1				1	
			7	1		6		
750.110A3	Home Invasion - 2nd Degree	15 ATTEMPTS	293	133	42	83	35	
			26	2	3	19	2	
750.110A4	Home Invasion - 3rd Degree	5 ATTEMPTS	297	69	62	133	33	
			16		4	10	2	
750.111	Breaking & Entering - Entry w/o Breaking, w/ Intent	5 ATTEMPTS	43	10	8	21	4	
			6			5	1	
750.113	Breaking & Entering - Coin Box	MISD ATTEMPTS	1				1	
			1			1		
750.115	Breaking & Entering - Illegal Entry w/o Owner's Permission/Denied	MISD ATTEMPTS	5		2	1	2	
750.115A	Illegal Entry (w/o Owners Permission)	MISD ATTEMPTS	79	2	39	22	14	2
			1		1			
750.116	Burglar's Tools - Possess	10 ATTEMPTS	43	16	1	15	11	
			3			2	1	
750.117	Public Officer - Bribery	4 ATTEMPTS	1		1			
750.120	Bribery - Jurors/Others Accepting	4 ATTEMPTS	1				1	
750.1227A	Witness - Bribe/Intimidate/ Interfere	4 ATTEMPTS	26	7	9	9	1	
			12		3	6	2	1
750.1313A1	Check - Non-Sufficient Funds, Less than \$100	MISD ATTEMPTS	4		2	1	1	
750.1313B1	Check - Non-Sufficient Funds, \$100 - <\$500	1 ATTEMPTS	15		5	6	3	1
750.1313C	Check - Non-Sufficient Funds, \$500 or more	2 ATTEMPTS	43	15	10	11	7	
			1			1		
750.131A	Check - No Account or Non-Sufficient Funds	2 ATTEMPTS	1				1	
750.131A1	Check - No Account	2 ATTEMPTS	46	4	11	27	3	1
			22		5	8	8	1

NOTE: Be sure to check for related offense codes when examining a particular type of crime. They may or may not be in sequential order or even on the same page. Offenders may have multiple dispositions.

A2a 2020 Criminal Court Dispositions by Offense and Type of Disposition – Non-Assaultive Offenses

Page 7 of 17

			DISPOSITIONS					
Compiled Laws	Offense	Max. Penalty	Total	Prison ¹	Jail	Jail/ Probation ²	Probation ²	Other ³
GRAND TOTAL		%	19,535	3,607 18.5%	5,208 26.7%	7,415 38.0%	3,010 15.4%	295 1.5%
VIOLATIONS ATTEMPTS			18,267	3,541	4,816	6,917	2,714	279
			1,268	66	392	498	296	16
750.131A2	Check - Non-Sufficient Funds, Three w/in 10 days	2 ATTEMPTS	9 2		2 1	3 1	4	
750.135A2A	Child Abuse - Leaving Child Unattended in Vehicle	MISD ATTEMPTS	2				2	
750.147B	Ethnic Intimidation	2 ATTEMPTS	12 2	3	1 1	5 1	3	
750.157AB	Conspiracy - Gamble Illegally	5 ATTEMPTS	2			1	1	
750.157N1	Financial Transaction Device - Steal/Retain w/o Consent	4 ATTEMPTS	542 31	68	168 10	237 16	63 4	6 1
750.157N2	Financial Transaction Device - Possess Fraudulent One	4 ATTEMPTS	209 5	15	63	102 1	26 4	3
750.157P	Financial Transaction Device - Possess w/ Intent to Use/Sell	4 ATTEMPTS	76 5	7	20 4	32	16 1	1
750.157Q	Financial Transaction Device - Illegal Sale/Use	4 ATTEMPTS	208 15	14	63 9	87 4	38 2	6
750.157R	Financial Transaction Device - Forge/Alter/Counterfeit	4 ATTEMPTS	7		1	5	1	
750.157S1B1	Financial Transaction Device - Use Revoked/Cancelled, \$100-<\$500	1 ATTEMPTS	4		3		1	
750.157S1C	Financial Transaction Device - Obtain Goods \$500 or More	2 ATTEMPTS	1 1		1		1	
750.157V	Financial Transaction Device - False ID	4 ATTEMPTS	3		1	2		
750.157W1C1	Financial Trans. Device - Fraud Withdraw/ Transfer, \$1K - <\$20K	5 ATTEMPTS	1			1		
750.15911	Criminal Enterprise - Conduct	20 ATTEMPTS	18 5	14 2		2 1	2 2	
750.15913	Criminal Enterprise - Racketeering Proceeds	20 ATTEMPTS	2	1		1		
750.15914-A	Criminal Enterprise - Conspiracy	20 ATTEMPTS	5	5				
750.160	Dead Bodies - Disinterment and Mutilation	10 ATTEMPTS	4	4				
750.161	Desertion/Abandon/Non-Support	3 ATTEMPTS	5	1		3	1	
750.165	Child Support - Fail to Pay	4 ATTEMPTS	527 43	12	107 8	283 30	123 5	2
750.167	Disorderly Person	MISD ATTEMPTS	21 2		8	6	3 1	4 1
750.1671A	Disorderly Person - Non-Support	MISD ATTEMPTS	27 2		11 1	7	4	5 1
750.1671B	Disorderly Person - Common Prostitute	MISD ATTEMPTS	4		3	1		
750.1671C	Disorderly Person - Window Peeper	MISD ATTEMPTS	1				1	
750.1671E	Disorderly Person - Drunk	MISD ATTEMPTS	32 1		18 1	7	4	3

NOTE: Be sure to check for related offense codes when examining a particular type of crime. They may or may not be in sequential order or even on the same page. Offenders may have multiple dispositions.

A2a 2020 Criminal Court Dispositions by Offense and Type of Disposition – Non-Assaultive Offenses

Page 8 of 17

			DISPOSITIONS					
Compiled Laws	Offense	Max. Penalty	Total	Prison ¹	Jail	Jail/ Probation ²	Probation ²	Other ³
		GRAND TOTAL	19,535	3,607	5,208	7,415	3,010	295
		%		18.5%	26.7%	38.0%	15.4%	1.5%
		VIOLATIONS	18,267	3,541	4,816	6,917	2,714	279
		ATTEMPTS	1,268	66	392	498	296	16
750.1671I	Disorderly Person - Loitering at House of Ill Fame	MISD ATTEMPTS	1				1	
750.1671J	Disorderly Person - Loitering about Illegal Business	MISD ATTEMPTS	8		4	1	2	1
750.1671L	Disorderly Person - Jostling	MISD ATTEMPTS	13		7	2	4	
750.170	Disturbing the Peace	MISD ATTEMPTS	1		1			
750.170	Disturbing the Peace	MISD ATTEMPTS	47		17	14	9	7
750.1742	Embezzlement - Less Than \$200	MISD ATTEMPTS	8		4	2	1	1
750.1743A	Embezzle - Agent or Trustee \$200 - <\$1K	1 ATTEMPTS	50		22	17	9	2
750.1744A	Embezzle - Agent or Trustee, \$1K - <\$20K	5 ATTEMPTS	232	19	46	112	54	1
750.1744B	Embezzle - Agent or Trustee, \$200 - <\$1K - 2nd+ Offense	5 ATTEMPTS	22	1	3	13	5	
750.1744B	Embezzle - Agent or Trustee, \$200 - <\$1K - 2nd+ Offense	5 ATTEMPTS	2		1	1		
750.1744C	Embezzle - \$200 - <\$1K from Non-Profit or Charity	5 ATTEMPTS	1			1		
750.1745A	Embezzle - Agent or Trustee, \$20K - <\$50K	10 ATTEMPTS	22		1	16	5	
750.1745C	Embezzle - \$1K - <\$20K from Non-Profit or Charity	10 ATTEMPTS	2			1	1	
750.1745C	Embezzle - \$1K - <\$20K from Non-Profit or Charity	10 ATTEMPTS	12			10	2	
750.1746	Embezzle - \$50K - <\$100K	15 ATTEMPTS	1			1		
750.1746	Embezzle - \$50K - <\$100K	15 ATTEMPTS	12	4		5	3	
750.1747	Embezzlement - \$100K or More	15 ATTEMPTS	11	5		5	1	
750.174A3A	Embezzlement - From Vulnerable Adult, \$200 - <\$1K	1 ATTEMPTS	20		3	15	2	
750.174A4A	Embezzlement - From Vulnerable Adult, \$1K - <\$20K	5 ATTEMPTS	15		2	10	3	
750.174A5A	Embezzlement - From Vulnerable Adult, \$20K or More	10 ATTEMPTS	4			4		
750.174A5A	Embezzlement - From Vulnerable Adult, \$20K or More	10 ATTEMPTS	5			4	1	
750.174A6A	Embezzlement - From Vulnerable Adult, \$50K - <\$100K	15 ATTEMPTS	1	1				
750.174A7A	Embezzlement - From Vulnerable Adult, \$100K or More	20 ATTEMPTS	1				1	
750.175	Embezzle - Public Official, Over \$50	10 ATTEMPTS	12				12	
750.180	Embezzle - Financial Institutions	20 ATTEMPTS	1			1		
750.1814A	Embezzle - Jointly Held Property, \$1K - <\$20K	5 ATTEMPTS	1				1	
750.183B	Escape - Aiding Prisoner - Misdemeanor	MISD ATTEMPTS	1		1			
750.184	Escape - Aiding an Escape From an Officer	MISD ATTEMPTS	1					1
750.186A	Escape - Juvenile Facility	4 ATTEMPTS	2		1	1		

NOTE: Be sure to check for related offense codes when examining a particular type of crime. They may or may not be in sequential order or even on the same page. Offenders may have multiple dispositions.

A2a 2020 Criminal Court Dispositions by Offense and Type of Disposition – Non-Assaultive Offenses

Page 9 of 17

			DISPOSITIONS					
Compiled Laws	Offense	Max. Penalty	Total	Prison ¹	Jail	Jail/ Probation ²	Probation ²	Other ³
GRAND TOTAL			19,535	3,607	5,208	7,415	3,010	295
%				18.5%	26.7%	38.0%	15.4%	1.5%
VIOLATIONS ATTEMPTS			18,267	3,541	4,816	6,917	2,714	279
			1,268	66	392	498	296	16
750.1951	Escape - From Misdemeanor Jail Sentence	2 ATTEMPTS	2		2			
750.1952	Escape - From Felony Jail Sentence	4 ATTEMPTS	4	3	1			
750.1972	Escape - Awaiting Trial for Felony	4 ATTEMPTS	3	1		1	1	
750.197A	Escape - Lawful Custody	1 ATTEMPTS	5		4		1	
750.1993	Harboring Felons	4 ATTEMPTS	5	1	2	2		
750.199A	Bond - Abscond or Forfeit	4 ATTEMPTS	3		1	2		
750.200L	Harmful Substance/Device - Person Falsely Exposed	5 ATTEMPTS	53	16	25	9	1	2
750.215	False Personation of Public Officer	MISD ATTEMPTS	21		19	2		
750.2153	Impersonate Peace Officer to Commit Crime	4 ATTEMPTS	6	4		1	1	
750.217F	Impersonate Firefighter/ Emergency Medical Personnel	2 ATTEMPTS	1			1		
750.2183	False Pretenses - Less Than \$200	MISD ATTEMPTS	4		2	2		
750.2183A	False Pretenses - \$200 - <\$1K	1 ATTEMPTS	39		15	10	11	3
750.2184A	False Pretenses - \$1K - <\$20K	5 ATTEMPTS	83	17	16	32	18	
750.2184B	False Pretenses - \$200 - <\$1K - 2nd+ Offense	5 ATTEMPTS	14	1	5	5	3	
750.2185A	False Pretenses - \$20K or More	10 ATTEMPTS	2		1	1		
750.2186A	False Pretenses - \$5K - <\$100K	15 ATTEMPTS	25	7	3	7	7	1
750.21871A	False Pretenses - \$100,000 or More	20 ATTEMPTS	1		1	6		
750.219E	Financial Institution - Unauthorized Credit Application	4 ATTEMPTS	11	5				
750.2231	Weapons - Firearms - Sale w/o Compliance, Pistol	MISD ATTEMPTS	1	1			2	
750.2241-A	Weapons - Dangerous Weapon - Misc.	5 ATTEMPTS	3	1			1	
750.2244D2	Weapon, Dangerous, Possess Chemical Substance	2 ATTEMPTS	1			1		
750.224A	Weapons - Taser, Possession or Sale Taser	4 ATTEMPTS	37	1	7	17	12	
750.224B	Weapons - Firearms, Short-Barrel Shotgun/Rifle	5 ATTEMPTS	15		5	2	6	2
750.224F	Weapons - Firearms, Possession by Felon	5 ATTEMPTS	18	6	4	7	1	
			3		1	1	1	
			571	264	84	156	60	7
			11	2	3	5		1

NOTE: Be sure to check for related offense codes when examining a particular type of crime. They may or may not be in sequential order or even on the same page. Offenders may have multiple dispositions.

A2a 2020 Criminal Court Dispositions by Offense and Type of Disposition – Non-Assaultive Offenses

Page 10 of 17

			DISPOSITIONS					
Compiled Laws	Offense	Max. Penalty	Total	Prison ¹	Jail	Jail/ Probation ²	Probation ²	Other ³
GRAND TOTAL			19,535	3,607	5,208	7,415	3,010	295
%				18.5%	26.7%	38.0%	15.4%	1.5%
VIOLATIONS			18,267	3,541	4,816	6,917	2,714	279
ATTEMPTS			1,268	66	392	498	296	16
750.224F6	Weapons - Ammunition - Possession by Felon	5 ATTEMPTS	145	57	31	43	14	
750.226	Weapons - Dangerous Weapon, Carry w/ Unlawful Intent	5 ATTEMPTS	40	12	4	19	5	
750.227	Weapons - Carry Concealed	5 ATTEMPTS	1,376	187	235	605	343	6
750.227B	Weapons - Felony Firearm	10 ATTEMPTS	229	2	31	65	130	1
750.227B-A	Weapons - Felony Firearm	2 ATTEMPTS	2	1		1		
750.227B-A1	Weapons - Felony Firearm - Pneumatic Gun	2 ATTEMPTS	594	529	3	19	41	2
750.227B-B	Weapons - Felony Firearm - 2nd Offense	5 ATTEMPTS	2		1	1		
750.227B-C	Weapons - Felony Firearm - 3rd Offense	10 ATTEMPTS	11	6	1	2	2	
750.227C	Weapons - Felony Firearm - 2nd Offense	5 ATTEMPTS	61	60			1	
750.227C	Weapons - Felony Firearm - 3rd Offense	10 ATTEMPTS	1	1				
750.227D	Weapons - Firearms, Possess Loaded in Vehicle	2 ATTEMPTS	63	2	19	29	10	3
750.227D	Weapons - Firearms, Improper Possession in Vehicle	MISD ATTEMPTS	17		8	6	3	
750.227G9A	Weapons - Firearms, Improper Possession in Vehicle	MISD ATTEMPTS	33		15	11	5	2
750.227G9A	Weapons - Body Armor - Possess/Use by Violent Felon	4 ATTEMPTS	2	1	1			
750.230	Weapons - Firearms, Alter ID Marks	2 ATTEMPTS	5		3	1	1	
750.230	Weapons - Firearms, Alter ID Marks	2 ATTEMPTS	1			1		
750.232A1	Weapons - Firearms - Purchasing w/o License	MISD ATTEMPTS	107		4	7	95	1
750.232A1	Weapons - Firearms - Purchasing w/o License	MISD ATTEMPTS	1				1	
750.234D	Weapons - Firearms, Possess on Restricted Premises	MISD ATTEMPTS	2				2	
750.234E	Weapons - Firearms - Brandishing in Public	MISD ATTEMPTS	30		9	7	10	4
750.237A1	Weapon - Free School Zones, General Felony Violations	5 ATTEMPTS	1				1	
750.237A2	Weapon - Free School Zones, General Misdemeanor	MISD ATTEMPTS	3		1		2	
750.248	Forgery	14 ATTEMPTS	62	9	4	35	14	
750.248	Forgery	14 ATTEMPTS	5		2	2	1	
750.248A	Financial Transaction Device - Utter & Publish	4 ATTEMPTS	3		1	2		
750.249	Financial Transaction Device - Utter & Publish	4 ATTEMPTS	507	64	137	223	78	5
750.249	Financial Transaction Device - Utter & Publish	4 ATTEMPTS	71		28	30	13	
750.249A	Financial Transaction Device - Forgery	4 ATTEMPTS	1			1		
750.249B	Uttering & Publishing a Document Affecting Real Property	14 ATTEMPTS	2		1		1	
750.251	Forge Bank Bills/Promissory Notes	7 ATTEMPTS	1					1
750.251	Forge Bank Bills/Promissory Notes	7 ATTEMPTS	1					1
750.252	Utter & Publish - Possess Counterfeit Note w/ Intent	7 ATTEMPTS	8	4	1		3	
750.252	Utter & Publish - Possess Counterfeit Note w/ Intent	7 ATTEMPTS	1	1				

NOTE: Be sure to check for related offense codes when examining a particular type of crime. They may or may not be in sequential order or even on the same page. Offenders may have multiple dispositions.

A2a 2020 Criminal Court Dispositions by Offense and Type of Disposition – Non-Assaultive Offenses

Page 11 of 17

			DISPOSITIONS					
Compiled Laws	Offense	Max. Penalty	Total	Prison ¹	Jail	Jail/ Probation ²	Probation ²	Other ³
GRAND TOTAL			19,535	3,607	5,208	7,415	3,010	295
%				18.5%	26.7%	38.0%	15.4%	1.5%
VIOLATIONS ATTEMPTS			18,267	3,541	4,816	6,917	2,714	279
			1,268	66	392	498	296	16
750.253	Utter & Publish - Counterfeit Bills/Notes	5 ATTEMPTS	87	7	19	41	20	
			14		8	5	1	
750.254	Utter & Publish - Possess Counterfeit Bank/State/Bills	5 ATTEMPTS	4	1		2	1	
			2		1		1	
750.255	Counterfeiting - Possess Tools	10 ATTEMPTS	3	3				
750.260	Counterfeiting - Coins/Possess 5 or more	LIFE ATTEMPTS	2			1	1	
			1				1	
750.261	Counterfeiting - Coins/Possess Less than 5	10 ATTEMPTS	9	1	3	3	2	
			1			1		
750.264	Counterfeiting - Possession of Counterfeit Marks	MISD ATTEMPTS	1		1			
750.280	Fraud - Common Law	10 ATTEMPTS	2			2		
750.282-B	Public Utility - Fraudulent Use, Over \$500	4 ATTEMPTS	2			1	1	
			1				1	
750.292	Innkeeper - Defrauding	4 ATTEMPTS	2		2			
750.30	Adultery	4 ATTEMPTS	1			1		
750.300A1A	Food Stamps - Fraud, \$250 or Less	10 ATTEMPTS	3				3	
750.300A1B	Food Stamps - Fraud, Greater than \$250- <\$1K	5 ATTEMPTS	2		1		1	
750.300A1C	Food Stamps - Fraud Over \$1K	10 ATTEMPTS	2			1		1
750.303	Gambling - Gambling House/Crane Games	2 ATTEMPTS	1				1	
750.3562A	Larceny - \$20K or More	10 ATTEMPTS	19	11		7	1	
			3	1	1	1		
750.3563A	Larceny - \$1K - <\$20K	5 ATTEMPTS	146	41	24	61	20	
			13		5	4	4	
750.3563B	Larceny - \$200 - <\$1K - 2nd+ Offense	5 ATTEMPTS	5	1	4			
			1			1		
750.3564A	Larceny - \$200 - < \$1K	1 ATTEMPTS	139	1	61	37	28	12
			2		1	1		
750.3565	Larceny - Less Than \$200	MISD ATTEMPTS	46		21	12	9	4
			2		2			
750.356A	Larceny - From Motor Vehicle	10 ATTEMPTS	4	1		2	1	
750.356A1	Larceny - From Motor Vehicle	5 ATTEMPTS	143	20	34	61	27	1
			11	1	2	6	2	
750.356A2A	Breaking & Entering - Vehicle/Semi-Trailer/House Trailer, <\$200	MISD ATTEMPTS	52		35	13	4	
			1		1			
750.356A2B1	Breaking & Entering - Vehicle/Semi-Trailer/House Trailer, \$200 - <\$1K	1 ATTEMPTS	18		10	4	3	1
750.356A2B2	Breaking & Entering - Vehicle/Semi-Trailer/House Trailer - 2nd+ Offense	1 ATTEMPTS	1		1			

NOTE: Be sure to check for related offense codes when examining a particular type of crime. They may or may not be in sequential order or even on the same page. Offenders may have multiple dispositions.

A2a 2020 Criminal Court Dispositions by Offense and Type of Disposition – Non-Assaultive Offenses

Page 12 of 17

			DISPOSITIONS					
Compiled Laws	Offense	Max. Penalty	Total	Prison ¹	Jail	Jail/ Probation ²	Probation ²	Other ³
GRAND TOTAL			19,535	3,607	5,208	7,415	3,010	295
%				18.5%	26.7%	38.0%	15.4%	1.5%
VIOLATIONS ATTEMPTS			18,267	3,541	4,816	6,917	2,714	279
			1,268	66	392	498	296	16
750.356A2B2.	B & E Vehicle to Steal Prop. less than \$200 - 2nd or Subsequent	1 ATTEMPTS	1			1		
750.356A2C1	Breaking & Entering - Vehicle/Semi-Trailer/House Trailer, \$1K - <\$20K	5 ATTEMPTS	16	6	2	6	2	
750.356A2C2	Breaking & Entering - Vehicle/Semi-Trailer/House Trailer, \$200-<\$1K - 2nd+Ofns	5 ATTEMPTS	3	1	1	1		
750.356A3	Breaking & Entering - Vehicle Semi-Trailer/House Trailer, w/ Damage	5 ATTEMPTS	60	27	14	9	8	2
750.356C	Retail Fraud - 1st Degree	5 ATTEMPTS	845	188	258	319	77	3
750.356D	Retail Fraud - 2nd Degree	1 ATTEMPTS	40		17	18	5	
750.356D4	Retail Fraud - 3rd Degree	1 MISD ATTEMPTS	156	2	97	40	15	2
750.357	Larceny from Person	10 ATTEMPTS	69		47	12	9	1
750.357B	Weapons - Firearms - Larceny	5 ATTEMPTS	129	20	23	63	21	2
750.359	Larceny - From Vacant Building	5 ATTEMPTS	16	4	4	5	2	1
750.360	Larceny in Building	4 ATTEMPTS	113	37	24	35	17	
750.360A2A	Theft Detection Device - Deactivate/Remove	4 ATTEMPTS	3	1	2			
750.360A2B	Theft Detection Device - Deactivate/Remove - 2nd Offense	4 ATTEMPTS	1		1			
750.362	Larceny by Conversion	10 ATTEMPTS	693	85	218	288	97	5
750.3622A	Larceny by Conversion, \$20K or More	10 ATTEMPTS	119		36	62	19	2
750.3623A	Larceny by Conversion, \$1K - <\$20K	5 ATTEMPTS	11		9	2		
750.3623B	Larceny by Conversion, \$200 - <\$1K - 2nd+ Offense	5 ATTEMPTS	3		2		1	
750.3624A	Larceny by False Personation, \$200 - <\$1K	5 ATTEMPTS			1			
750.3625	Larceny by Conversion, Less than \$200	5 ATTEMPTS	10	1	1	7	2	
750.362A2A	Fail to Return Rented Property, \$20K or More	10 ATTEMPTS	1		1			
750.362A3A	Fail to Return Rented Property, \$1K - <\$20K	5 ATTEMPTS	61	8	7	33	12	1
750.362A4A	Failure to Return Rented Property - 1 Year Misd.	5 ATTEMPTS	3		1	1		
750.362A5	Failure to Return Rented Property - 93 Day Misd.	5 ATTEMPTS	2		1	1		
750.3633A	Larceny by False Personation, \$1K - <\$20K	5 ATTEMPTS	24		11	10	1	2
			4		1	2	1	
			8	2	2	2	2	
			20	3	1	5	8	3
			9		3	1	2	3
			1		1			
			3	1			2	

NOTE: Be sure to check for related offense codes when examining a particular type of crime. They may or may not be in sequential order or even on the same page. Offenders may have multiple dispositions.

A2a 2020 Criminal Court Dispositions by Offense and Type of Disposition – Non-Assaultive Offenses

Page 13 of 17

			DISPOSITIONS					
Compiled Laws	Offense	Max. Penalty	Total	Prison ¹	Jail	Jail/ Probation ²	Probation ²	Other ³
GRAND TOTAL			19,535	3,607	5,208	7,415	3,010	295
%				18.5%	26.7%	38.0%	15.4%	1.5%
VIOLATIONS ATTEMPTS			18,267	3,541	4,816	6,917	2,714	279
			1,268	66	392	498	296	16
750.3673A	Larceny - Trees & Shrubs, \$1K - <\$20K	5 ATTEMPTS	1		1			
750.377A1A1	Malicious Destruction Pers. Prop., \$20K Or More	10 ATTEMPTS	4	1		2	1	
750.377A1B1	Malicious Destruction Pers. Prop., \$1K - <\$20K	5 ATTEMPTS	120	14	25	55	24	2
750.377A1B2	Malicious Destruction Pers. Prop., \$200 - <\$1K - 2nd+ Offense	5 ATTEMPTS	12		5	4	3	
750.377A1C1	Malicious Destruction Pers. Prop., \$200 - <\$1K	1 ATTEMPTS	2		1	1		
750.377A1C2	Malicious Destruction Pers. Prop., Under \$200 - 2nd Offense	1 MISD ATTEMPTS	102		42	34	24	2
750.377A1D	Malicious Destruction Pers. Prop., Under \$200	1 MISD ATTEMPTS	1		1			
750.377A1D	Malicious Destruction Pers. Prop., Under \$200	1 MISD ATTEMPTS	51		36	9	5	1
750.3802A	Malicious Destruction of Bldg., \$20K or More	10 ATTEMPTS	1	1				
750.3803A	Malicious Destruction of Bldg., \$1K - <\$20K	5 ATTEMPTS	48	13	14	14	7	
750.3803B	Malicious Destruction of Bldg., \$200 - <\$1K - 2nd+ Offense	5 ATTEMPTS	3			2	1	
750.3804A	Malicious Destruction of Bldg., \$200 - <\$1K	1 ATTEMPTS	1				1	
750.3805	Malicious Destruction of Bldg., <\$200	1 MISD ATTEMPTS	38		18	11	8	1
750.3821A	Malicious Destruction of Property - Trees, Shrubs, Crops, Grass, Soil	1 MISD ATTEMPTS	1					
750.3821B1	Mal. Destr. Trees/Shrubs/etc. \$200 - < \$1K	1 ATTEMPTS	33		15	14	4	
750.3821C1	Mal. Destr. Trees/Shrubs/etc. \$1K - <\$20K	5 ATTEMPTS	2			1	1	
750.383A	Malicious Destruction of Prop., Utility Prop.	4 ATTEMPTS	1		1			
750.3875A	Malicious Destruction of Tombs/ Memorials, \$1K - <\$20K	4 ATTEMPTS	6	3		1	2	
750.411A1A	False Report of Misdemeanor	4 MISD ATTEMPTS	1				1	
750.411A1B	False Report of Felony	4 ATTEMPTS	3		1	2		
750.411A3A	False Report/Threat of Bomb/ Harmful Device	4 ATTEMPTS	17		6	6	4	1
750.411U	Gang Membership - Assoc/Member Commit/Attempt Felony	20 ATTEMPTS	85	6	30	36	13	
750.413	Motor Vehicle - Unlawful Drive Away	5 ATTEMPTS	24		12	5	7	
750.414	Motor Vehicle - Unlawful Use	2 ATTEMPTS	10	2	3	4	1	
750.414-A	Motor Vehicle - Unlawful Use	2 MISD ATTEMPTS	1			1		
			2	2				
			397	119	105	141	31	1
			22	2	10	7	3	
			181	10	75	80	15	1
			15		11	4		
			8		2	2	4	

NOTE: Be sure to check for related offense codes when examining a particular type of crime. They may or may not be in sequential order or even on the same page. Offenders may have multiple dispositions.

A2a 2020 Criminal Court Dispositions by Offense and Type of Disposition – Non-Assaultive Offenses

Page 14 of 17

			DISPOSITIONS					
Compiled Laws	Offense	Max. Penalty	Total	Prison ¹	Jail	Jail/ Probation ²	Probation ²	Other ³
GRAND TOTAL			19,535	3,607	5,208	7,415	3,010	295
%				18.5%	26.7%	38.0%	15.4%	1.5%
VIOLATIONS ATTEMPTS			18,267	3,541	4,816	6,917	2,714	279
			1,268	66	392	498	296	16
750.414A	Motor Vehicle - Possess Master Key	MISD ATTEMPTS	9				9	
			2			1	1	
750.4151	Motor Vehicles - Conceal/Misrep. Identity w/out Intent to Mislead	4 ATTEMPTS	1				1	
750.4152	Motor Vehicle - Conceal/Misrep. Identity to Mislead	4 ATTEMPTS	2			2		
750.4156	Motor Vehicle - Buy/Receive Part w/ ID Removed/Altered	10 ATTEMPTS	1		1			
750.422-B	Perjury - Court Proceeding	15 ATTEMPTS	6	2		2	2	
750.423	Perjury - Other Than Court Proceeding	15 ATTEMPTS	1			1		
750.425-B	Perjury - Incite/Procure, Court Proceeding	5 ATTEMPTS	2	1		1		
			1			1		
750.43A	Flying - Beam of Light or Energy aimed at Plane or Train	5 ATTEMPTS	1			1		
750.448	Prostitution - Accost and Solicit	MISD ATTEMPTS	16		5	3	5	3
750.449A	Prostitution - Engaging Services of	MISD ATTEMPTS	1				1	
750.450	Prostitution, Aiding and Abetting	MISD ATTEMPTS	3		3			
750.451-C	Prostitution - 2nd Offense	MISD ATTEMPTS	3		2	1		
750.451-D	Prostitution - 3rd Offense	2 ATTEMPTS	10		7	3		
750.452	Prostitution - Keeping House of	5 ATTEMPTS	5		1	3	1	
			3		1	2		
750.457	Prostitution - Accept Earnings	20 ATTEMPTS	4	1	1		1	1
750.4792A2	Lying to Peace Officer - Serious Misd Investigation	MISD ATTEMPTS	6		4	1	1	
750.4792B2	Lying to Peace Officer - 1-4 Year Crime Investigation	MISD ATTEMPTS	13		4	6	1	2
750.4792C2	Lying to Peace Officer - 4 Year or More Crime Investigation	2 ATTEMPTS	34	6	9	11	6	2
			3		1	1	1	
750.4792D2	Lying to Peace Officer - Violent Crime Investigation	4 ATTEMPTS	10	1	2	6	1	
			2			1	1	
750.483A2A	Interfering w/ Crime Report	MISD ATTEMPTS	7		2	3		2
750.483A4A	Interfering w/ Police Investigation	MISD ATTEMPTS	4		1	1	2	
750.483A6A	Tamper w/ Evidence	4 ATTEMPTS	17	7	4	3	3	
			2			1	1	
750.483A6B	Tamper w/ Evidence - Criminal Case Max >10 yr Term	10 ATTEMPTS	16	13		2	1	
			1		1			
750.49-A	Animals, Fighting	4 ATTEMPTS	5		5			

NOTE: Be sure to check for related offense codes when examining a particular type of crime. They may or may not be in sequential order or even on the same page. Offenders may have multiple dispositions.

A2a 2020 Criminal Court Dispositions by Offense and Type of Disposition – Non-Assaultive Offenses

Page 15 of 17

			DISPOSITIONS					
Compiled Laws	Offense	Max. Penalty	Total	Prison ¹	Jail	Jail/ Probation ²	Probation ²	Other ³
		GRAND TOTAL	19,535	3,607	5,208	7,415	3,010	295
		%		18.5%	26.7%	38.0%	15.4%	1.5%
		VIOLATIONS	18,267	3,541	4,816	6,917	2,714	279
		ATTEMPTS	1,268	66	392	498	296	16
750.49-C	Animals - Fighting	4	2			2		
		ATTEMPTS						
750.492A1A	Medical Records - False Info on Chart by Health Care Provider	4	1			1		
		ATTEMPTS						
750.50	Animals - Abandoning/Cruelty	2	1		1			
		ATTEMPTS						
750.50-A	Animals - Abandon/Cruelty, 2nd Offense	2	1			1		
		ATTEMPTS						
750.504A	Animals - Abandon/Cruelty to 1 Animal	MISD	11		2	3	6	
		ATTEMPTS						
750.504B	Animals - Abandon/Cruelty to 2 or 3 Animals	1	10			2	8	
		ATTEMPTS						
750.504C	Animals - Abandon/Cruelty to 4 - 9 Animals	2	8			5	3	
		ATTEMPTS						
750.504D	Animals - Abandon/Cruelty to 10 or More Animals	4	4			2	2	
		ATTEMPTS	1			1		
750.505-A	Obstruction of Justice	5	20	5	9	3	3	
		ATTEMPTS	4	1	3			
750.505-B	Accessory After the Fact to Felony	5	39	6	3	18	12	
		ATTEMPTS	4		2	2		
750.505-C	Common Law Offenses	5	5			3	2	
		ATTEMPTS						
750.5082B	Police Radio Receivers/Scanners, Use in Commission of Felony	2	3	1	1	1		
		ATTEMPTS						
750.50A	Service Dogs - Beating/Impeding	MISD	1		1			
		ATTEMPTS						
750.50B	Animals - Kill/Torture	4	23	1	4	12	6	
		ATTEMPTS	6		1	3	2	
750.50B4	Animals - Kill/Torture - Second Degree	7	3	1		2		
		ATTEMPTS						
750.520N	CSC - Tamper w/ Electronic Monitoring Device	2	1		1			
		ATTEMPTS						
750.535	Stolen Prop. - Receive & Conceal (Obsolete)	10	1	1				
		ATTEMPTS						
750.5352A	Stolen Prop. - Receive & Conceal, \$20K or More	10	31	8	3	9	11	
		ATTEMPTS	1	1				
750.5352B	Stolen Prop. - Receive & Conceal, \$1K - <\$20K - 3rd+ Offense	10	4	1	1	1	1	
		ATTEMPTS						
750.5353A	Stolen Prop. - Receive & Conceal, \$1K - <\$20K	5	179	44	37	58	40	
		ATTEMPTS	17	1	8	2	6	
750.5353B	Stolen Prop. - Receive & Conceal, \$200 - <\$1K - 2nd+ Offense	5	4	1	1	2		
		ATTEMPTS						
750.5354A	Stolen Prop. - Receive & Conceal, \$200 - <\$1K	1	68		28	22	17	1
		ATTEMPTS	1		1			
750.5354B	Stolen Prop. - Receive & Conceal	MISD	11		5	5	1	
		ATTEMPTS						
750.5355	Stolen Prop. - Receive & Conceal, Under \$200	MISD	18		12		4	2
		ATTEMPTS						

NOTE: Be sure to check for related offense codes when examining a particular type of crime. They may or may not be in sequential order or even on the same page. Offenders may have multiple dispositions.

A2a 2020 Criminal Court Dispositions by Offense and Type of Disposition – Non-Assaultive Offenses

Page 16 of 17

			DISPOSITIONS					
Compiled Laws	Offense	Max. Penalty	Total	Prison ¹	Jail	Jail/ Probation ²	Probation ²	Other ³
	GRAND TOTAL		19,535	3,607	5,208	7,415	3,010	295
	%			18.5%	26.7%	38.0%	15.4%	1.5%
	VIOLATIONS		18,267	3,541	4,816	6,917	2,714	279
	ATTEMPTS		1,268	66	392	498	296	16
750.5357	Stolen Prop. - Receive & Conceal, Motor Vehicle	5 ATTEMPTS	286 14	51	73	92 3	70 6	
750.5358	Stolen Prop. - Receive & Conceal, Motor Vehicle - Second Offense	10 ATTEMPTS	17	5	2	3	7	
750.535A2	Motor Vehicles - Operate Chop Shop	10 ATTEMPTS	4	1		1	2	
750.535A3	Motor Vehicles - Operate Chop Shop - 2nd Offense	10 ATTEMPTS	1	1				
750.535B	Weapons - Firearms, Receive & Conceal	10 ATTEMPTS	109 6	36 1	28 2	27 3	17	1
750.539D	Eavesdropping - Install/Use	2 ATTEMPTS	4		1	2	1	
750.5405A	Interfere w/ Electronic Communications	2 ATTEMPTS	117 21	24	26 9	55 9	12 2	1
750.540E	Telecommunications - Malicious Use	MISD ATTEMPTS	11		6	5		
750.543M	Terrorism - False Report or Threat	20 ATTEMPTS	18 12	5 2	1 4	7 6	5	
750.552	Trespass	MISD ATTEMPTS	18		10	5	2	1
750.552c	Trespass Upon Key Facility	4 ATTEMPTS	2		1	1		
750.5531A	Squatting	MISD ATTEMPTS	1		1			
750.569L	Motor Vehicle Tracking Device	MISD ATTEMPTS	1		1			
750.92	Attempt Commit Crime	10 ATTEMPTS	1		1			
752.10031	Health Care Fraud - False Claim	4 ATTEMPTS	13	13				
752.10033	Health Care Fraud - False Statement	4 ATTEMPTS	1		1			
752.1084	Organized Retail Crime	5 ATTEMPTS	81 12	16	25 5	31 4	9 3	
752.272	Chemical Agents - Prohibited Uses	MISD ATTEMPTS	4		4			
752.3653	Obscenity	2 ATTEMPTS	1			1		
752.7971B1	Computers - Fraudulent Access, \$200 - <\$1K	1 ATTEMPTS	1		1			
752.7972A	Computers - Unauthorized Access	5 ATTEMPTS	6			2	4	
752.7973A	Computers - Use to Commit Crime Max 1 Yr or Less	1 ATTEMPTS	13		4	4	3	2
752.7973B	Computers - Use to Commit Crime Max >1 Yrs - <2 Yrs	2 ATTEMPTS	4			4		
752.7973C	Computers - Use to Commit Crime Max 2 yrs - <4 yrs	4 ATTEMPTS	20 1	7	2	8 1	3	

NOTE: Be sure to check for related offense codes when examining a particular type of crime. They may or may not be in sequential order or even on the same page. Offenders may have multiple dispositions.

A2a 2020 Criminal Court Dispositions by Offense and Type of Disposition – Non-Assaultive Offenses

Page 17 of 17

			DISPOSITIONS					
Compiled Laws	Offense	Max. Penalty	Total	Prison ¹	Jail	Jail/ Probation ²	Probation ²	Other ³
	GRAND TOTAL	%	19,535	3,607 18.5%	5,208 26.7%	7,415 38.0%	3,010 15.4%	295 1.5%
	VIOLATIONS		18,267	3,541	4,816	6,917	2,714	279
	ATTEMPTS		1,268	66	392	498	296	16
752.7973D	Computers - Use to Commit Crime Max 4 yrs - <10 yrs	7 ATTEMPTS	102	50	9	27	15	1
752.7973E	Computers - Use to Commit Crime Max 10 yrs - <20 yrs	10 ATTEMPTS	37	15		18	4	
752.7973F	Computers - Use to Commit Crime Max 20 yrs or More	20 ATTEMPTS	31	24		6	1	
752.811	Breaking & Entering - Coin Operated Device	3 ATTEMPTS	1		1			
752.811A	Breaking & Entering - Coin Operated Device	3 ATTEMPTS	10		3	2	5	
767A.91A	Prosecutor's Investigative Perjury	15 ATTEMPTS	4	2			2	
767A.91B	Prosecutor's Investigative Subpoena Perjury	LIFE ATTEMPTS	3			3		
769.12	Habitual Offender - 4th Offense	LIFE ATTEMPTS	2	1			1	
771.3F	Tampering with Electronic Monitoring Device	2 ATTEMPTS	169	40	90	19	7	13
780.62	Abscond on Misdemeanor Bond	MISD ATTEMPTS	5		5			
800.2811	Prisons - Furnish Contraband to Prisoner in Prison	5 ATTEMPTS	6		6			
800.2813	Prisons - Bring Contraband Into Prison	5 ATTEMPTS	7	4		2	1	
800.2814	Prisons - Prisoner Possessing Contraband	5 ATTEMPTS	3	2		1		
800.2833	Prisons - Bring Weapon into	5 ATTEMPTS	31	4	12	11	4	
800.2834	Prisons - Prisoner Possessing Weapon	5 ATTEMPTS	3		1	2		
800.283A	Prisons - Furnish Cellphone to Prisoner	5 ATTEMPTS	140	129	6	3	1	1
801.2621A	Jails - Bring Weapon Into	5 ATTEMPTS	14	12	1	1		
801.2622	Jails - Prisoner Possess Weapon	5 ATTEMPTS	1			1		
801.262A2	Jails - Prisoner Possessing a Cell Phone	5 ATTEMPTS	96	96				
801.2631	Jails - Furnish Contraband to Prisoner	5 ATTEMPTS	8	8				
801.2632	Jails - Prisoner Possessing Contraband	5 ATTEMPTS	7	6	1		1	
			1					1
			9	5	3		1	
			6	1	4			1
			1	1				
			24	7	6	7	4	
			2		1	1		
			70	16	30	18	5	1
			7	1		4	2	

¹ Includes HYTA Prison.

² Includes Delayed and Suspended Sentences, HYTA Probation, and SAI Probation.

³ Includes Restitution, Fines, Costs, Community Service and DHS sentences.

NOTE: Be sure to check for related offense codes when examining a particular type of crime. They may or may not be in sequential order or even on the same page. Offenders may have multiple dispositions.

Source: OMNI Court Disposition Extracts

A2b 2020 Criminal Court Dispositions by Offense and Type of Disposition – Drug Offenses

Page 1 of 3

			DISPOSITIONS					
Compiled Laws	Offense	Max. Penalty	Total	Prison ¹	Jail	Jail/ Probation ²	Probation ²	Other ³
GRAND TOTAL			9,872	1,581	2,725	4,184	1,326	56
%				6.0%	27.6%	42.4%	13.4%	.6%
VIOLATIONS ATTEMPTS			9,559	1,566	2,652	4,052	1,235	54
			313	15	73	132	91	2
333.17766	Contr. Sub. - Drugs, Obtain by False Rx	MISD ATTEMPTS	3		2	1		
333.17766C1	Contr. Sub. - Ephedrine/Pseudoephedrine Posses >12 grams	2 ATTEMPTS	1			1		
333.17766C1D	Contr. Sub. - Ephedrine/Pseudoephedrine Purchas/Possess to Make Meth	5 ATTEMPTS	28	6	11	7	4	
333.17766D	Contr. Sub. - Drugs, Knowingly Posses False/Forged/Altered Rx	MISD ATTEMPTS	1				1	
333.279654	Reg & Tax Marij. Act Poss/Cultivation/Deliver W/P Rem.	None ATTEMPTS	1					1
333.73022	Controlled Substances - Drugs, Label Alteration/Defacement	MISD ATTEMPTS	2		2			
333.7340C	Ephedrine/Pseudoephedrine - Solicit Another to Obtain	10 ATTEMPTS	3	1	1	1		
333.73413	Contr. Sub. - Imitation Mfg/ Distribution	2 ATTEMPTS	21	9	5	5	2	
			3		1		2	
333.74012A2	Contr. Sub. - Del/Mfg 450 - 999 Grams (Narc. or Cocaine)	30 ATTEMPTS	2	2				
			1		1			
333.74012A3	Contr. Sub. - Del/Mfg 50 - 449 Grams (Narc. or Cocaine)	20 ATTEMPTS	41	34	1	3	3	
			1			1		
333.74012A4	Contr. Sub. - Del/Mfg Under 50 Grams (Narc. or Cocaine)	20 ATTEMPTS	880	266	179	309	125	1
			49	3	12	16	18	
333.74012B-A	Contr. Sub. - Del/Mfg (Sched. 1-3), Except Marijuana	7 ATTEMPTS	195	36	42	89	27	1
			13		2	6	5	
333.74012B-B	Contr. Sub. - Del/Mfg (Subs added Sched. 1-3 by Rule)	7 ATTEMPTS	5	2		2	1	
333.74012B1	Contr. Sub. - Del/Mfg Meth/Ecstasy	20 ATTEMPTS	461	352	13	85	11	
			11	1	2	6	2	
333.74012C-A	Contr. Sub. - Del/Mfg (Sched. 4)	4 ATTEMPTS	26	4	10	11	1	
333.74012C-B	Contr. Sub. - Del/Mfg (Added to Sched. 4 by Board Rule)	4 ATTEMPTS	4	2			2	
333.74012D	Contr. Sub. - Del/Mfg (Sched. 5)	2 ATTEMPTS	5		2	3		
			1			1		
333.74012D1	Contr. Sub. - Del/Mfg 45 or More Kilograms Marijuana	15 ATTEMPTS	1				1	
333.74012D2	Contr. Sub. - Del/Mfg 5 to <45 Kilograms Marijuana	7 ATTEMPTS	4			3	1	
333.74012D3	Contr. Sub. - Del/Mfg Marijuana	4 ATTEMPTS	105	11	36	30	25	3
			8		1	2	5	
333.74012F	Prescription Forms - Del/Mfg/ Intent	7 ATTEMPTS	6			5	1	
333.74012C2A	Contr. Sub. - Operate/Maintain Lab	10 ATTEMPTS	8	2	4	1	1	
333.74012C2B	Contr. Sub. - Operate/Maintain Lab Near Minor	20 ATTEMPTS	1	1				
333.74012C2C	Contr. Sub. - Operate/Maintain Lab Involving Hazardous Waste	20 ATTEMPTS	6	4		1	1	
			1		1			

NOTE: Be sure to check for related offense codes when examining a particular type of crime. They may or may not be in sequential order or even on the same page. Offenders may have multiple dispositions.

A2b 2020 Criminal Court Dispositions by Offense and Type of Disposition – Drug Offenses

Page 2 of 3

			DISPOSITIONS					
Compiled Laws	Offense	Max. Penalty	Total	Prison ¹	Jail	Jail/ Probation ²	Probation ²	Other ³
GRAND TOTAL			9,872	1,581	2,725	4,184	1,326	56
%				6.0%	27.6%	42.4%	13.4%	.6%
VIOLATIONS ATTEMPTS			9,559	1,566	2,652	4,052	1,235	54
			313	15	73	132	91	2
333.7401C2D	Contr. Sub. - Operate/Maintain Lab Near Specified Places	20 ATTEMPTS	1	1				
333.7401C2D-A	Contr. Sub. - Operate/Maintain Meth Lab Near Specified Places	20 ATTEMPTS	2			2		
333.7401C2F	Contr. Sub. - Operate/Maintain Lab Involving Meth	20 ATTEMPTS	30	17	5	7	1	
333.74022A	Contr. Sub. - Create/Del./Intent Counterfeit (Narcotic)	10 ATTEMPTS	6		1	5		
333.74022A-A	Contr. Sub. - Create/Del./Intent Counterfeit (Methamphetamine)	10 ATTEMPTS	2	1		1		
333.74022B	Contr. Sub. - Create/Del./Intent Counterfeit (Sched. 1-3)	5 ATTEMPTS	1	1				
333.74022E	Contr. Sub. - Create/Deliver Analogue	15 ATTEMPTS	1		1			
333.74032A2	Contr. Sub. - Possess 450 - 999 Grams (Narcotic)	30 ATTEMPTS	26	16	3	7		
333.74032A3	Contr. Sub. - Possess 50 - 449 Grams (Narcotic)	20 ATTEMPTS	1	1			1	
333.74032A4	Contr. Sub. - Possess 25 - 49 Grams (Narcotic)	4 ATTEMPTS	7	5		2		
333.74032A5	Contr. Sub. - Possess <25 Grams (Narcotic)	4 ATTEMPTS	2	2				
333.74032A5	Contr. Sub. - Possess <25 Grams (Narcotic)	4 ATTEMPTS	22	1	1	14	6	
333.74032B-A	Contr. Sub. - Possess Analogues/Sched. 1-4	2 ATTEMPTS	3,140	223	947	1,374	580	16
333.74032B-B	Contr. Sub. - Possess Analogues/Sched. 1-4	2 ATTEMPTS	53		9	21	23	
333.74032B1	Contr. Sub. - Possess Methamphetamine	10 ATTEMPTS	775	66	226	360	120	3
333.74032C-A	Contr. Sub. - Possess Sched. 5	1 ATTEMPTS	30		11	13	4	2
333.74032C-B	Contr. Sub. - Possess Sched. 5	MISD ATTEMPTS	13	1	3	6	3	
333.74032C-D	Contr. Sub. - Possess Marijuana	1 ATTEMPTS	1				1	
333.74032E	Prescription Forms - Possession	MISD ATTEMPTS	2,867	434	802	1,439	184	8
333.74032F	Prescription Forms - Possession	MISD ATTEMPTS	112	7	31	59	15	
333.7403A	Controlled Substance - Fraudulently Obtaining	4 ATTEMPTS	25		9	13	3	
333.74042	Controlled Substance - Possession	MISD ATTEMPTS	1			1		
333.74042A	Contr. Sub. - Use (Narcotic/Cocaine/Meth/Ecstasy)	1 ATTEMPTS	112	4	87	8	10	3
333.74042B	Contr. Sub. - Use	1 ATTEMPTS	1					
333.74042C	Contr. Sub. - Use, Sched. 5 or LSD, Etc.	MISD ATTEMPTS	1				1	

NOTE: Be sure to check for related offense codes when examining a particular type of crime. They may or may not be in sequential order or even on the same page. Offenders may have multiple dispositions.

A2b 2020 Criminal Court Dispositions by Offense and Type of Disposition – Drug Offenses

Page 3 of 3

			DISPOSITIONS					
Compiled Laws	Offense	Max. Penalty	Total	Prison ¹	Jail	Jail/ Probation ²	Probation ²	Other ³
		GRAND TOTAL	9,872	1,581	2,725	4,184	1,326	56
		%		6.0%	27.6%	42.4%	13.4%	.6%
		VIOLATIONS	9,559	1,566	2,652	4,052	1,235	54
		ATTEMPTS	313	15	73	132	91	2
333.74042D	Contr. Sub. - Use of Marijuana	MISD ATTEMPTS	3		1		1	1
333.7405D	Contr. Sub. - Maintain Drug House	2 ATTEMPTS	283	53	103	97	28	2
333.74071C	Contr. Sub. - Obtain by Fraud	4 ATTEMPTS	6		1	3	2	
333.74071G	Contr. Sub. - Counterfeit Prescription Form	4 ATTEMPTS	16	2	3	6	5	
333.7407A1-A	Contr. Sub. - Attempt Felony	LIFE ATTEMPTS	3		1	1	1	
333.74101-D1	Controlled Substance - Delivery Marijuana to Minor	8 ATTEMPTS	8		2	5	1	
333.74101D	Contr. Sub. - Delivery to Minor, Sched. 4 and Marijuana	8 ATTEMPTS	9	3	1	4	1	
333.74102	Contr. Sub. - Distribution w/o Remuneration (Marijuana)	60 ATTEMPTS	3	1		2		
333.74102-A	Contr. Sub. - Deliver <50 Grams, School Prop. (Narc/Cocaine)	60 ATTEMPTS	1		1			
333.74104-B	Contr. Sub. - Possession on School Property	4 ATTEMPTS	2	2				
333.74104-D	Contr. Sub. - Possession on School Property (Marijuana)	2 ATTEMPTS	3	2		1		
333.7410A	Contr. Sub. - Deliver/Possess in Park	2 ATTEMPTS	4		3		1	
333.74132	Contr. Sub. - 2nd+ Offense - Double Penalty	VAR ATTEMPTS	1		1			
333.74132-B	Contr. Sub. - 2nd+ Offense - Double Penalty - High Misdemeanor	VAR ATTEMPTS	2			1		1
335.07	Marihuana, Possession	MISD ATTEMPTS	2		2			
			1		1			

¹ Includes HYTA Prison.

² Includes Delayed and Suspended Sentences, HYTA Probation, and SAI Probation.

³ Includes Restitution, Fines, Costs, Community Service and DHS sentences.

NOTE: Be sure to check for related offense codes when examining a particular type of crime. They may or may not be in sequential order or even on the same page. Offenders may have multiple dispositions.

Source: OMNI Court Disposition Extracts

A2c 2020 Criminal Court Dispositions by Offense and Type of Disposition – Assaultive Offenses

Page 1 of 9

			DISPOSITIONS					
Compiled Laws	Offense	Max. Penalty	Total	Prison ¹	Jail	Jail/ Probation ²	Probation ²	Other ³
GRAND TOTAL			12,295	3,724	2,606	4,329	1,543	93
%				30.3%	21.2%	35.2%	12.5%	.8%
VIOLATIONS			11,209	3,619	2,294	3,848	1,370	78
ATTEMPTS			1,086	105	312	481	173	15
257.601B2	Moving Violation - Injury in Work Zone	1 ATTEMPTS	1		1			
257.601B3	Moving Violation - Death in Work Zone	15 ATTEMPTS	1	1				
257.601C2	Moving Violation - Injury to Operator of Implement of Husbandry	1 ATTEMPTS	10		3	3	3	1
257.601D1	Moving Violation - Causing Death	MISD ATTEMPTS	8		3	5		
257.602A2	Police Officer - Flee - 4th Degree (Vehicle Code)	2 ATTEMPTS	254	32	96	111	12	3
257.602A3-A	Police Officer - Fleeing - 3rd Degree - Vehicle Code	5 ATTEMPTS	27		9	11	7	
257.602A4	Police Officer - Flee - Causing Serious Bodily Injury (Vehicle Code)	10 ATTEMPTS	380	116	82	133	48	1
257.602A5	Police Officer - Flee - 1st Degree (Vehicle Code)	15 ATTEMPTS	16		8	3	5	
257.617	Fail to Stop at Accident - Serious Impairment/Death	5 ATTEMPTS	55	31	5	12	7	
257.6173	Fail to Stop at Accident - At Fault Death Result	15 ATTEMPTS	2	2				
257.6254	Operating Vehicle Intoxicated, Causing Death	15 ATTEMPTS	1	1				
257.6255-A	Operating Vehicle Intoxicated, Causing Serious Injury	5 ATTEMPTS	32	8	6	13	5	
257.6255B	Operating with a High BAC Causing Serious Injury with a Prior Conviction	10 ATTEMPTS	8	8				
257.6259B	Allow Intoxicated Person to Operate, Cause Death	5 ATTEMPTS	34	28		4	2	
257.626	Driving - Reckless	MISD ATTEMPTS	1			1		
257.6263	Driving - Reckless - Causing Serious Impairment of Body Function	5 ATTEMPTS	73	25	7	35	6	
257.6264	Driving - Reckless - Causing Death	15 ATTEMPTS	4			3	1	
257.9044	Operate - License Susp./Rev./Denied, Causing Death	15 ATTEMPTS	2	2				
257.9045	Operate - License Susp./Rev./Denied, Causing Serious Injury	5 ATTEMPTS	8		2	5	1	
257.9047-A	Allow Suspended Person to Operate, Causing Serious Injury	2 ATTEMPTS	1		1			
257.9047-B	Allow Suspended Person to Operate, Causing Death	5 ATTEMPTS	54		39	4	10	1
324.1608	Resist/Obstruct Conservation Officers	2 ATTEMPTS	12	3	1	4	4	
333.5210	AIDS - Sexual Penetration w/ Uninformed Partner	4 ATTEMPTS	16	12	1	3		
722.675	Distribute Obscene Matter to Children	2 ATTEMPTS	7	7				
			19	7	5	4	3	
			1	1				
			2			1	1	
			1			1		
			2			2		
			1			1		
			23	6	2	11	3	1
			3			3		

NOTE: Be sure to check for related offense codes when examining a particular type of crime. They may or may not be in sequential order or even on the same page. Offenders may have multiple dispositions.

A2c 2020 Criminal Court Dispositions by Offense and Type of Disposition – Assaultive Offenses

Page 2 of 9

			DISPOSITIONS					
Compiled Laws	Offense	Max. Penalty	Total	Prison ¹	Jail	Jail/ Probation ²	Probation ²	Other ³
GRAND TOTAL			12,295	3,724	2,606	4,329	1,543	93
%				30.3%	21.2%	35.2%	12.5%	.8%
VIOLATIONS			11,209	3,619	2,294	3,848	1,370	78
ATTEMPTS			1,086	105	312	481	173	15
750.110A2	Home Invasion - 1st Degree	20	163	101	9	35	18	
	ATTEMPTS		29	10	5	8	6	
750.1227B	Witness - Bribe/Intimidate/ Interfere	10	12	5		6	1	
	ATTEMPTS		3	2	1			
750.1227C	Witness - Intimidate/Threaten to Kill or Injure	15	4	3	1			
	ATTEMPTS		1			1		
750.1228	Witness - Retaliate Against	10	4	3			1	
	ATTEMPTS							
750.13	Entice Female Under 16 for Immoral Purposes	10	1				1	
	ATTEMPTS							
750.136B2	Child Abuse - 1st Degree	15	13	12		1		
	ATTEMPTS							
750.136B3	Child Abuse - 2nd Degree	4	60	35	1	22	1	1
	ATTEMPTS		7	1		6		
750.136B4	Child Abuse - 3rd Degree	2	103	8	13	63	19	
	ATTEMPTS		4		4			
750.136B5	Child Abuse - 4th Degree	1	87		26	37	24	
	ATTEMPTS							
750.136D1B	Child Abuse - 2nd Degree Committed in the Presence of Another Child	10	2	1		1		
	ATTEMPTS							
750.136D1D	Child Abuse - 3rd Degree Committed in the Presence of Another Child	2	1	1				
	ATTEMPTS							
750.145	Children - Contribute to Delinquency	MISD	12	2	5	3	1	1
	ATTEMPTS							
750.145a	Children - Accost for Immoral Purposes	4	82	37	7	30	8	
	ATTEMPTS		7		2	2	3	
750.145A	Accost/Solicit Child for Immoral Purposes	1	1			1		
	ATTEMPTS							
750.145C2	Child Sexually Abusive Activity	20	56	38		13	5	
	ATTEMPTS		2			2		
750.145C2B	Child Sexually Abusive Activity Aggravated	25	17	14		3		
	ATTEMPTS							
750.145C3	Child Sexually Abusive Activity, Promote or Distribute	7	19	10	1	6	2	
	ATTEMPTS		1			1		
750.145C3B	Child Sexually Abusive Activity, Aggravated Distribute/Promote	15	4	3	1			
	ATTEMPTS							
750.145C4-A	Child Sexually Abusive Material, Possess	4	115	59	8	35	13	
	ATTEMPTS							
750.145C4-A1	Child Sexually Abusive Material, Aggravated Possession	10	35	24		11		
	ATTEMPTS		2			2		
750.145D2B	Computer/Internet - Plan Crime w/ Other, Max 1 - <2 yrs	2	2		1	1		
	ATTEMPTS							
750.145D2D	Computer/Internet - Plan Crime w/ Other, Max 4 - <10 yrs	10	3	1		2		
	ATTEMPTS							
750.145D2F	Computer/Internet - Plan Crime w/ Other, Max 15+ yrs	20	4	4				
	ATTEMPTS							
750.145N1	Vulnerable Adult Abuse - 1st Degree	15	2	2				
	ATTEMPTS							

NOTE: Be sure to check for related offense codes when examining a particular type of crime. They may or may not be in sequential order or even on the same page. Offenders may have multiple dispositions.

A2c 2020 Criminal Court Dispositions by Offense and Type of Disposition – Assaultive Offenses

Page 3 of 9

			DISPOSITIONS					
Compiled Laws	Offense	Max. Penalty	Total	Prison ¹	Jail	Jail/ Probation ²	Probation ²	Other ³
	GRAND TOTAL		12,295	3,724	2,606	4,329	1,543	93
	%			30.3%	21.2%	35.2%	12.5%	.8%
	VIOLATIONS		11,209	3,619	2,294	3,848	1,370	78
	ATTEMPTS		1,086	105	312	481	173	15
750.145N2	Vulnerable Adult Abuse - 2nd Degree	4 ATTEMPTS	1			1		
750.145N3	Vulnerable Adult Abuse - 3rd Degree	2 ATTEMPTS	4	1			3	
750.145N4	Vulnerable Adult Abuse - 4th Degree	1 ATTEMPTS	1			1		
750.158	Sodomy	15 ATTEMPTS	2			2		
750.1671F	Disorderly Person - Obscene Conduct	MISD ATTEMPTS	5		2	2	1	
750.17	Adulteration - Food Injury to Health	MISD ATTEMPTS	2		1		2	
750.197C	Escape - From Jail Through Violence or Assault Prison Employee	4 ATTEMPTS	121	94	11	10	5	1
750.200J1A-A	Harmful Devices - Imitation - Unlawful Possession or Use	5 ATTEMPTS	6	5		1		
750.204A	Explosives - Send w/ Intent to Frighten	5 ATTEMPTS	1			1		
750.2072A	Explosives - Place Near Property	15 ATTEMPTS	1	1				
750.2102A	Explosives - Possess Bomb w/ Unlawful Intent	15 ATTEMPTS	1			1		
750.213	Extortion	20 ATTEMPTS	1			1		
750.224A6	Weapons - Taser, Improper Use Against Another Person	2 ATTEMPTS	3			2	1	
750.224D2	Weapons - Dangerous Weapon, Self-Defense Spray	2 ATTEMPTS	12	1	5	4	1	1
750.234	Weapons - Firearms, Discharge/Aim w/o Malice and Injury	1 ATTEMPTS	2			1		1
750.234A	Weapons - Firearms, Discharge from Vehicle	4 ATTEMPTS	38	18	3	10	6	1
750.234A1D	Weapons - Firearms, Discharge from Vehicle Causing Death	LIFE ATTEMPTS	2			1	1	
750.234B	Weapons - Firearms, Discharge from Vehicle Causing Injury	15 ATTEMPTS	1	1				
750.235B2	Schools - Threat to Commit Act of Violence	10 ATTEMPTS	58	26	3	19	10	
750.237	Weapons - Firearms - Under the Influence Causing Serious Impairment	5 ATTEMPTS	6		1	5		
750.2373	Weapons - Firearms, Discharge OUIL Cause Impairment	5 ATTEMPTS	2			2		
750.2374	Weapons - Firearms, Discharge OUIL Cause Death	15 ATTEMPTS	39		19	17	1	2
750.316	Homicide	LIFE ATTEMPTS	1			1		
750.316-A	Homicide - Murder 1st Degree, Premeditated	LIFE ATTEMPTS	2			1	1	
			14	14				
			25	25				

NOTE: Be sure to check for related offense codes when examining a particular type of crime. They may or may not be in sequential order or even on the same page. Offenders may have multiple dispositions.

A2c 2020 Criminal Court Dispositions by Offense and Type of Disposition – Assaultive Offenses

Page 4 of 9

			DISPOSITIONS					
Compiled Laws	Offense	Max. Penalty	Total	Prison ¹	Jail	Jail/ Probation ²	Probation ²	Other ³
GRAND TOTAL			12,295	3,724	2,606	4,329	1,543	93
%				30.3%	21.2%	35.2%	12.5%	.8%
VIOLATIONS			11,209	3,619	2,294	3,848	1,370	78
ATTEMPTS			1,086	105	312	481	173	15
750.316-B	Homicide - Felony Murder	LIFE	18	18				
		ATTEMPTS						
750.316-BJ	Homicide - Felony Murder - Juvenile Defendant	LIFE	1	1				
		ATTEMPTS						
750.316-C	Homicide - Open Murder, Statutory Short Form	LIFE	12	12				
		ATTEMPTS						
750.317	Homicide - Murder 2nd Degree	LIFE	91	91				
		ATTEMPTS						
750.317A	Deliver Controlled Substance Cause Death	LIFE	8	8				
		ATTEMPTS						
750.321	Homicide - Manslaughter	15	9	8			1	
		ATTEMPTS						
750.321-A	Homicide - Manslaughter, Statutory Short Form	15	16	11		5		
		ATTEMPTS						
750.321-C	Homicide - Manslaughter, Involuntary	15	18	9	1	6	2	
		ATTEMPTS	2	2				
750.321-E	Homicide - Manslaughter w/ Motor Vehicle	15	4	3		1		
		ATTEMPTS						
750.335A	Indecent Exposure (Sexually Delinquent Person)	1	28		11	14	1	2
		ATTEMPTS	1			1		
750.335A2B	Aggravated Indecent Exposure	2	64	16	4	36	7	1
		ATTEMPTS	2			1	1	
750.335A2C	Indecent Exposure by Sexually Delinquent Person	LIFE	16	15	1			
		ATTEMPTS						
750.338	Gross Indecency Between Males, Commit/Procure	5	1	1				
		ATTEMPTS	1	1				
750.338A	Gross Indecency Between Females, Commit/Procure	5	1		1			
		ATTEMPTS						
750.338B	Gross Indecency Between Male & Female, Commit/Procure	5	26	4	2	20		
		ATTEMPTS						
750.349	Kidnapping	LIFE	7	7				
		ATTEMPTS						
750.349B	Unlawful Imprisonment	15	30	23	1	5	1	
		ATTEMPTS	9	6		3		
750.350A1	Kidnapping - Custodial Interference	1	6		1	3	2	
		ATTEMPTS	1		1			
750.377B	Malicious Destruction Fire/ Police Property	4	94	20	19	46	9	
		ATTEMPTS	12	1	7	3	1	
750.411H	Stalking	1	44		17	17	10	
		ATTEMPTS						
750.411H2B	Stalking a Minor	5	3		1	2		
		ATTEMPTS						
750.411i	Stalking - Aggravated	5	138	31	10	77	20	
		ATTEMPTS	15	1		13	1	
750.411S2A	Unlawful Posting Message	2	4			3	1	
		ATTEMPTS	2			2		
750.411S2B	Unlawful Posting Message w/ Aggravating Circumstances	5	1			1		
		ATTEMPTS						

NOTE: Be sure to check for related offense codes when examining a particular type of crime. They may or may not be in sequential order or even on the same page. Offenders may have multiple dispositions.

A2c 2020 Criminal Court Dispositions by Offense and Type of Disposition – Assaultive Offenses

Page 5 of 9

			DISPOSITIONS					
Compiled Laws	Offense	Max. Penalty	Total	Prison ¹	Jail	Jail/ Probation ²	Probation ²	Other ³
GRAND TOTAL			12,295	3,724	2,606	4,329	1,543	93
%				30.3%	21.2%	35.2%	12.5%	.8%
VIOLATIONS			11,209	3,619	2,294	3,848	1,370	78
ATTEMPTS			1,086	105	312	481	173	15
750.411X2	Cyberbullying	misd ATTEMPTS	1			1		
750.449A2	Prostitution - Engaging Services of a Minor	5 ATTEMPTS	1				1	
750.459	Prostitution - Transport Female (perhaps compel)	20 ATTEMPTS	2	2				
750.462EA	Human Trafficking - Minor for Commercial Sexual Activity	20 ATTEMPTS	2	2		1	1	
750.479	Public Officer - Assault/Obstruct	20 ATTEMPTS	2			1	1	
750.4792	Public Officer - Assault/Obstruct	2 ATTEMPTS	8	4	2	2		
750.4793	Public Officer - Assault/Obstruct Cause Injury	4 ATTEMPTS	1			1		
750.479A2	Police Officer - Flee (Penal Code) 4th Degree	2 ATTEMPTS	112	12	20	64	16	
750.479A3	Police Officer - Flee (Penal Code) 3rd Degree	5 ATTEMPTS	17		4	6	7	
750.479A4-A	Police Officer - Flee (Penal Code) - 2nd Offense	10 ATTEMPTS	173	37	28	73	33	2
750.479B1	Peace Officer - Disarming - Non-Firearm	4 ATTEMPTS	11		5	4	2	
750.479B2	Peace Officer - Disarming - Firearm	10 ATTEMPTS	5	2		3		
750.483A2B	Interfere w/ Crime Report Threat to Kill/Injure	4 ATTEMPTS	3	1	2			
750.50C7	Police Animal - Injure/Harass While Committing Crime	10 ATTEMPTS	3	1		2		
750.520B	CSC - 1st Degree - Multiple Variables	LIFE ATTEMPTS	2	1	4	3	1	
750.520B1A	CSC - 1st Degree - Person Under 13	LIFE ATTEMPTS	6	2		3	1	
750.520B1B	CSC - 1st Degree - Relationship	LIFE ATTEMPTS	2		1	1		
750.520B1C	CSC - 1st Degree - During Felony	LIFE ATTEMPTS	1			1		
750.520B1D	CSC - 1st Degree - Accomplices	LIFE ATTEMPTS	31	31				
750.520B1E	CSC - 1st Degree - Weapon Used	LIFE ATTEMPTS	50	50				
750.520B1F	CSC - 1st Degree - Personal Injury	LIFE ATTEMPTS	59	59		1		
750.520B1H	CSC - 1st Degree - Mentally Disabled Relationship	LIFE ATTEMPTS	16	16				
750.520B2B	CSC - 1st Degree - Person <13, Defendant 17+ yrs.	LIFE ATTEMPTS	2	2				
750.520B2C	CSC - 1st Degree - Person <13, Defendant 17+ yrs - 2nd Offense	LIFE ATTEMPTS	4	4				
			14	14				
			3	2			1	
			69	69				
			2		1	1		
			1	1				

NOTE: Be sure to check for related offense codes when examining a particular type of crime. They may or may not be in sequential order or even on the same page. Offenders may have multiple dispositions.

A2c 2020 Criminal Court Dispositions by Offense and Type of Disposition – Assaultive Offenses

Page 6 of 9

			DISPOSITIONS					
Compiled Laws	Offense	Max. Penalty	Total	Prison ¹	Jail	Jail/ Probation ²	Probation ²	Other ³
GRAND TOTAL			12,295	3,724	2,606	4,329	1,543	93
%				30.3%	21.2%	35.2%	12.5%	.8%
VIOLATIONS			11,209	3,619	2,294	3,848	1,370	78
ATTEMPTS			1,086	105	312	481	173	15
750.520C	CSC - 2nd Degree - Multiple Variables	15 ATTEMPTS	33	20	2	11		
750.520C1A	CSC - 2nd Degree - Person Under 13	15 ATTEMPTS	56	42	1	8	3	2
750.520C1B	CSC - 2nd Degree - Relationship	15 ATTEMPTS	10	2		8		
750.520C1C	CSC - 2nd Degree - During Felony	15 ATTEMPTS	51	39		12		
750.520C1D	CSC - 2nd Degree - Accomplices	15 ATTEMPTS	6	5			1	
750.520C1F	CSC - 2nd Degree - Personal Injury	15 ATTEMPTS	5	1		4		
750.520C1G	CSC - 2nd Degree - Injury to Incapacitated Victim	15 ATTEMPTS	15	10		5		
750.520C1H	CSC - 2nd Degree - Mentally Disabled Relationship	15 ATTEMPTS	8	3	2	3		
750.520C1I	CSC - 2nd Degree - State Prisoner	15 ATTEMPTS	2	2				
750.520C1K	CSC - 2nd Degree - County Prisoner	15 ATTEMPTS	1			2		
750.520C2B	CSC - 2nd Degree - Person <13, Defendant 17+ yrs.	15 ATTEMPTS	2			1		
750.520D	CSC - 3rd Degree - Multiple Variables	15 ATTEMPTS	137	113	2	18	4	
750.520D1A	CSC - 3rd Degree - Person 13-15	15 ATTEMPTS	18	7	2	9		
750.520D1B	CSC - 3rd Degree - Force/Coercion	15 ATTEMPTS	34	32		1	1	
750.520D1C	CSC - 3rd Degree - Incapacitated Victim	15 ATTEMPTS	6	3		1	2	
750.520D1D	CSC - 3rd Degree - Incest	15 ATTEMPTS	250	160	9	47	34	
750.520D1E	CSC - 3rd Degree - Student	15 ATTEMPTS	26	2	3	20	1	
750.520E	CSC - 4th Degree - Multiple Variables	2 ATTEMPTS	55	48	2	3		2
750.520E1A	CSC - 4th Degree - Force/Coercion	2 ATTEMPTS	6	3		2	1	
750.520E1A-A	CSC - 4th Degree - Victim 13-16	2 ATTEMPTS	7	6		1		
750.520E1B	CSC - 4th Degree - Incapacitated Victim	2 ATTEMPTS	4	1		2	1	
750.520E1E-A	CSC - 4th Degree - Mental Health Professional	2 ATTEMPTS	17	16	1			
750.520E1F-A	CSC - 4th Degree - Student	2 ATTEMPTS	2	1		1		
750.520E1G	CSC - 4th Degree - Incest	2 ATTEMPTS	10	10				
			31	6	6	18	1	
			2		2			
			133	30	16	61	24	2
			11	2	2	6	1	
			75	18	15	33	9	
			1		1			
			16	2	6	6	2	
			1			1		
			1				1	
			3			3		
			1			1		
			17	1	2	11	2	1

NOTE: Be sure to check for related offense codes when examining a particular type of crime. They may or may not be in sequential order or even on the same page. Offenders may have multiple dispositions.

A2c 2020 Criminal Court Dispositions by Offense and Type of Disposition – Assaultive Offenses

Page 7 of 9

			DISPOSITIONS					
Compiled Laws	Offense	Max. Penalty	Total	Prison ¹	Jail	Jail/ Probation ²	Probation ²	Other ³
	GRAND TOTAL		12,295	3,724	2,606	4,329	1,543	93
	%			30.3%	21.2%	35.2%	12.5%	.8%
	VIOLATIONS		11,209	3,619	2,294	3,848	1,370	78
	ATTEMPTS		1,086	105	312	481	173	15
750.520E1H	CSC - 4th Degree - Foster Care	2	2	2				
	ATTEMPTS							
750.520G1	CSC - Assault w/ Intent to Commit Sexual Penetration	10	58	41	4	12	1	
	ATTEMPTS							
750.520G2	CSC - 2nd Degree Assault	5	33	13	1	17	2	
	ATTEMPTS		1		1			
750.529	Robbery - Armed	LIFE	166	161	1	3	1	
	ATTEMPTS		2			1	1	
750.529-A	Robbery - Armed - Serious Injury	LIFE	4	4				
	ATTEMPTS							
750.529A	Carjacking	LIFE	30	30				
	ATTEMPTS		2	2				
750.530	Robbery - Unarmed	15	236	102	29	66	38	1
	ATTEMPTS		15	6	2	6	1	
750.531	Bank Robbery/Safe Breaking	LIFE	1	1				
	ATTEMPTS							
750.531-A	Bank Robbery	LIFE	13	8		5		
	ATTEMPTS		1			1		
750.531B	Safe Breaking	LIFE	10	8		2		
	ATTEMPTS		5	1		3	1	
750.532	Seduction	5	22		3	13	6	
	ATTEMPTS		2	1	1			
750.539J2A1	Surveil Unclothed Person	2	15	3	1	10	1	
	ATTEMPTS							
750.539J2A2	Surveil Unclothed Person - 2nd Offense	5	1	1				
	ATTEMPTS							
750.539J2B	Capture/Distribute Image of Unclothed Person	5	49	19	3	16	11	
	ATTEMPTS		1				1	
750.5405B	Interfere w/ Electronic Communications, Injury/Death	4	11	4	1	6		
	ATTEMPTS							
750.72	Arson - Dwelling House/ Curtilage	20	2	1		1		
	ATTEMPTS							
750.731	Arson - Second Degree	20	17	7	1	8	1	
	ATTEMPTS		2		1		1	
750.74	Arson - Personal Property, Over \$50	4	30	15	2	10	3	
	ATTEMPTS		2	1		1		
750.741A	Arson - Personal Property, <\$200	5	1		1			
	ATTEMPTS							
750.741B1	Arson - Personal Property, \$200 - <\$1K	1	1			1		
	ATTEMPTS							
750.751	Fourth Degree Arson	5	27	8	5	12	2	
	ATTEMPTS		7		2	3	2	
750.761B	Arson of Insured Real Property	20	1				1	
	ATTEMPTS							
750.77	Arson - Preparation to Burn Property	10	1		1			
	ATTEMPTS							
750.781A1	Arson - Preparation to Burn Property, \$200 - <\$1K	1	2			2		
	ATTEMPTS							

NOTE: Be sure to check for related offense codes when examining a particular type of crime. They may or may not be in sequential order or even on the same page. Offenders may have multiple dispositions.

A2c 2020 Criminal Court Dispositions by Offense and Type of Disposition – Assaultive Offenses

Page 8 of 9

			DISPOSITIONS					
Compiled Laws	Offense	Max. Penalty	Total	Prison ¹	Jail	Jail/ Probation ²	Probation ²	Other ³
	GRAND TOTAL		12,295	3,724	2,606	4,329	1,543	93
	%			30.3%	21.2%	35.2%	12.5%	.8%
	VIOLATIONS		11,209	3,619	2,294	3,848	1,370	78
	ATTEMPTS		1,086	105	312	481	173	15
750.781A3	Arson - Preparation to Burn Property, Less Than \$200	MISD ATTEMPTS	2		2			
750.791B1	Arson - Preparation to Burn Property, \$200 - <\$1K	1 ATTEMPTS	2		2			
750.791C1	Arson - Preparation to Burn Property, \$1K - <\$20K	5 ATTEMPTS	6		1	5		
750.791C3	Arson - Preparation to Burn Property	5 ATTEMPTS	2			1	1	
750.791D1	Arson - Preparation to Burn Property, \$20K or More	10 ATTEMPTS	3	1	1		1	
750.791D6	Arson - Preparation to Burn a Building	10 ATTEMPTS	6		2	2	2	
750.81	Assault/Assault and Battery	MISD ATTEMPTS	267	2	139	62	57	7
750.812	Domestic Violence	MISD ATTEMPTS	641	2	296	191	136	16
750.813	Domestic Violence and/or Assault Pregnant Individual - 2nd Offense	1 ATTEMPTS	182		105	59	18	
750.814	Domestic Violence - 3rd Offense	2 ATTEMPTS	527	200	86	206	34	1
750.81A	Assault - Aggravated	1 ATTEMPTS	142		48	55	37	2
750.81A2	Domestic Violence, Aggravated	1 ATTEMPTS	118		30	63	23	2
750.81A3	Domestic Violence, Aggravated - 2nd Offense	2 ATTEMPTS	38	14	3	18	3	
750.81C1	Threatening DHS Employee w/ Physical Harm	MISD ATTEMPTS	4		1	3		
750.81C2	Assault/Battery of DHS Employee	2 ATTEMPTS	1				1	
750.81C3	Assault/Battery of DHS Employee Cause Serious Injury	5 ATTEMPTS	1			1		
750.81D1	Police Officer - Assault/Resist/Obstruct	2 ATTEMPTS	2,361	360	752	960	279	10
750.81D2	Police Officer - Assault/Resist/Obstruct, Causing Injury	4 ATTEMPTS	371	1	145	137	74	14
750.81D3	Police Officer - Assault/Resist/Obstruct, Serious Impairment	15 ATTEMPTS	146	33	31	60	21	1
750.82	Felonious Assault	4 ATTEMPTS	2	1	1	1		
750.822	Weapon-Free Schools - Assault w/ Dangerous Weapon	4 ATTEMPTS	1,003	236	141	440	184	2
750.83	Assault w/ Intent to Murder	LIFE ATTEMPTS	159	8	45	82	24	
750.84	Assault w/ Intent to do Great Bodily Harm Less Than Murder	4 ATTEMPTS	74	74			1	
750.841B	Assault by Strangulation	10 ATTEMPTS	542	254	26	184	73	5
			119	18	19	66	16	
			6	3	3			
			7	1	3	3		

NOTE: Be sure to check for related offense codes when examining a particular type of crime. They may or may not be in sequential order or even on the same page. Offenders may have multiple dispositions.

A2c 2020 Criminal Court Dispositions by Offense and Type of Disposition – Assaultive Offenses

Page 9 of 9

			DISPOSITIONS					
Compiled Laws	Offense	Max. Penalty	Total	Prison ¹	Jail	Jail/ Probation ²	Probation ²	Other ³
		GRAND TOTAL	12,295	3,724	2,606	4,329	1,543	93
		%		30.3%	21.2%	35.2%	12.5%	.8%
		VIOLATIONS	11,209	3,619	2,294	3,848	1,370	78
		ATTEMPTS	1,086	105	312	481	173	15
750.85	Torture	LIFE ATTEMPTS	6	6				
750.86	Assault w/ Intent to Maim	10 ATTEMPTS	1 1			1 1		
750.87	Assault w/ Intent to Commit Felony	10 ATTEMPTS	1	1				
750.88	Assault w/ Intent to Rob While Unarmed	15 ATTEMPTS	18	6	3	4	5	
750.89	Assault w/ Intent to Rob While Armed	LIFE ATTEMPTS	19 1	13		3 1	1	2
750.91	Homicide - Attempted Murder	LIFE ATTEMPTS	1	1				
752.542	Riot - Inciting	10 ATTEMPTS	1			1		
752.861	Weapons - Firearms, Careless Use Cause Injury/Death	2 ATTEMPTS	17	2	3	10	2	
752.862-B	Weapons - Firearms, Careless Use Prop. Damage Over \$50	1 ATTEMPTS	2		1		1	
752.863A	Weapons - Firearms, Reckless Use	MISD ATTEMPTS	37		17	9	8	3

¹ Includes HYTA Prison.

² Includes Delayed and Suspended Sentences, HYTA Probation, and SAI Probation.

³ Includes Restitution, Fines, Costs, Community Service and DHS sentences.

NOTE: Be sure to check for related offense codes when examining a particular type of crime. They may or may not be in sequential order or even on the same page. Offenders may have multiple dispositions.

Source: OMNI Court Disposition Extracts

Prison Commitments

B

This section provides data on prison commitments and intake — the number and characteristics of prisoners receiving court commitments to the Department of Corrections (DOC).

The difference between commitments and intake is the exclusion of one category of commitments, called additional sentence imposed. Additional sentence imposed commitments are excluded from intake because rather than new offenders committed to the DOC, these are active prisoners who, while incarcerated receive an additional sentence, either because of a crime committed while incarcerated or because of later sentencing on a previously existing pending charge. Additional sentence imposed commitments do not represent additional prisoners but instead represent additional sentence time for known prisoners.

Tables B1a and **B1b** show prison intake, excluding additional sentence imposed commitments, which show the volume of new prisoners committed to the DOC. All of the other tables and charts in this section include the additional sentence imposed commitments and show characteristics of all court commitments to the DOC.

Tables B2 through **B2c** and **B3** report offenders with multiple sentences at the time of commitment as follows:

- The sentence with the longest minimum term was reported.
- If the minimum terms were of equal length, then the sentence with the longest maximum term was reported. (Minimum term is used as the first tie-breaker, since it represents the minimum penalty imposed by the judge based on the mitigating/aggravating facts of the offender’s current criminal activity, whereas the maximum term represents the Legislature’s statutory limitations on judicial discretion for the current criminal activity.)

Table B2 shows the prison commitments broken down by offense and minimum sentence. **Tables B2a** through **B2c** show the information in **Table B2** broken down by major crime categories (i.e., non-assaultive, drug and assaultive). **Table B3** shows female intake broken down by offense and minimum sentence.

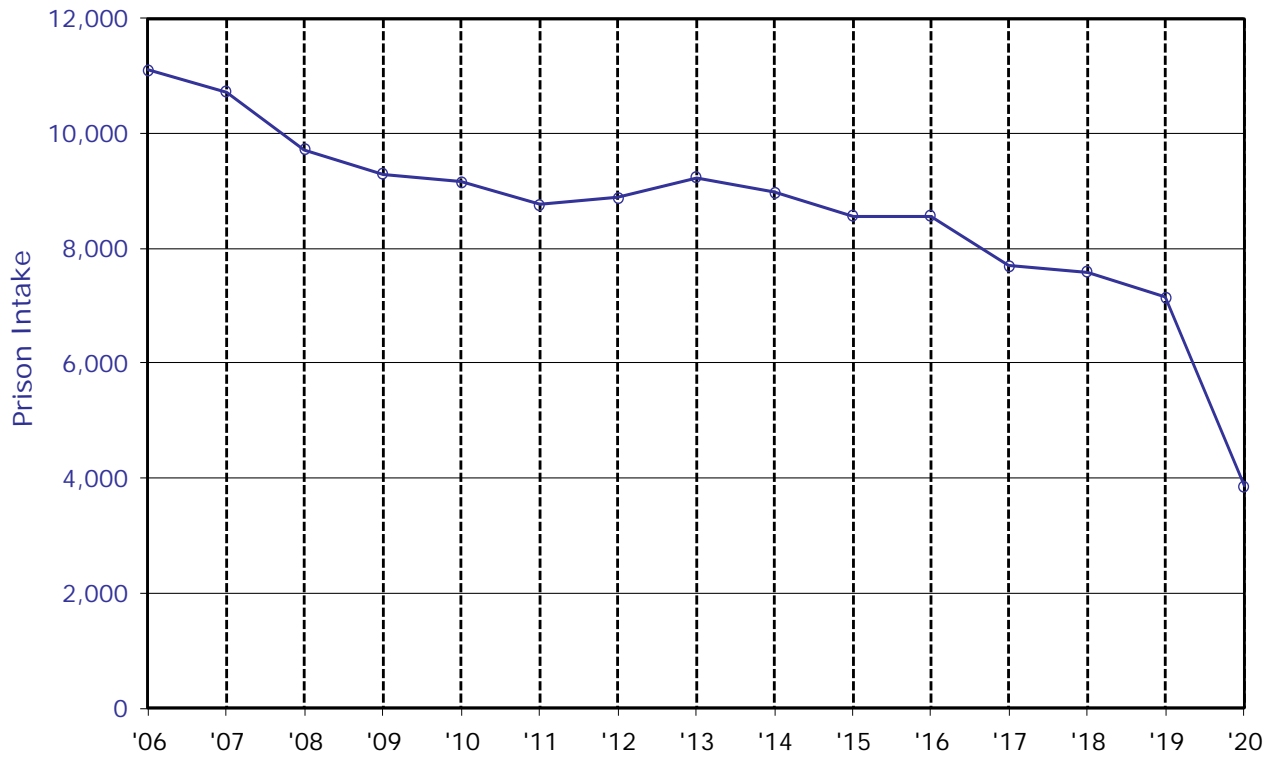
The offenses in **Tables B2** through **B2c** and in **Table B3** are sorted by Michigan Compiled Law (MCL) numbers and Prosecuting Attorney’s Coordinating Council (PACC) codes (the sort order used since 1999). Since this sort order keeps sequential codes together, similar crimes are not consolidated. This level of detail provides much richer information, but the reader must be careful to watch for related codes when attempting to examine the prison intake frequency and minimum term distribution for a particular type of crime. For example, several separate offense codes now appear for the crime of first degree criminal sexual conduct (750.520B--) because each code represents a specific characteristic of the offense.

Tables B4a through **B7** summarize commitments to prison broken down by various other characteristics — including age, race, gender, commitment type, and major crime type.

B1a Annual Prison Intake

*Excluding Additional Sentence Imposed
Calendar Years 2006 - 2020*

Year	Prison Intake	Numerical Change	Percent Change
2006	11,094	855	8.4
2007	10,714	(380)	(3.4)
2008	9,715	(999)	(9.3)
2009	9,292	(423)	(4.4)
2010	9,159	(132)	(1.4)
2011	8,754	(405)	(4.4)
2012	8,880	126	1.4
2013	9,230	350	3.9
2014	8,968	(262)	(2.8)
2015	8,559	(409)	(4.6)
2016	8,084	(475)	(5.5)
2017	7,695	(389)	(4.8)
2018	7,592	(103)	(1.3)
2019	7,140	(452)	(6.0)
2020	3,866	(3,274)	(46.0)

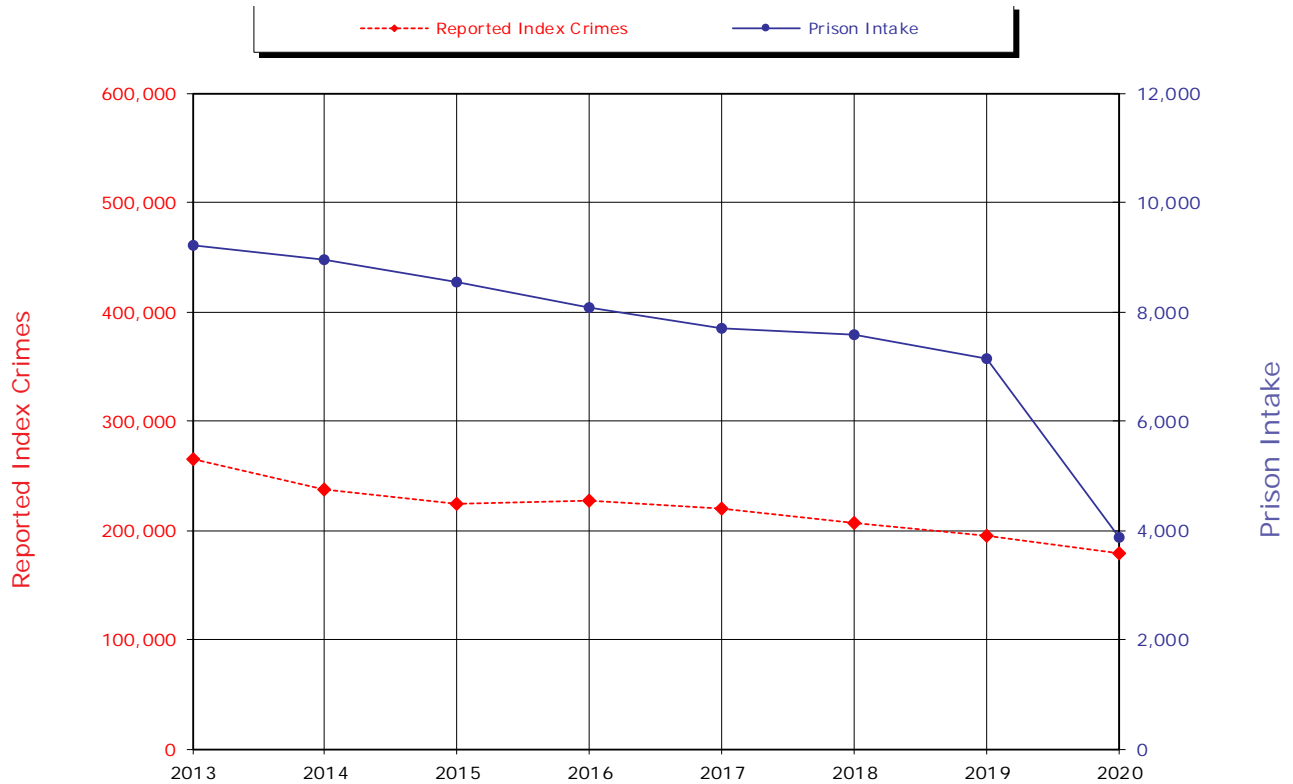


Source: Offender Management Network Information (OMNI)

B1b Reported Index Crimes and Prison Intake

*Excluding Additional Sentence Imposed
Calendar Years 2013 - 2020*

Year	Reported Index Crimes*	Prison Intake
2013	266,138	9,230
2014	238,209	8,968
2015	224,775	8,559
2016	227,566	8,084
2017	220,640	7,695
2018	206,754	7,592
2019	195,516	7,140
2020	179,268	3,866



*Index crimes include murder, rape (includes Forcible Sodomy and Sexual Assault with an Object), robbery, aggravated assault, burglary, larceny, motor vehicle theft and arson.

NOTE: The Michigan law enforcement agencies report the actual number of offenses.

Sources: Prison Intake: Offender Management Network Information (OMNI)
Reported Index Crimes: Michigan State Police

B2 2020 Commitments by Minimum Term Distribution – All Offenses

Includes Additional Sentence Imposed

Page 1 of 15

B - 4

GRAND TOTALS			TOTAL	.5	1	1.5	2	2.5	3	3.5	4	4.5	5	10	15	20	25	>25	LIFE	AVG
VIOLATIONS			4,551	110	411	955	1,059	328	379	125	178	72	191	437	113	60	54	47	32	3.8
ATTEMPTS			4,417	98	377	920	1,034	317	372	121	174	72	191	435	113	60	54	47	32	3.8
Compiled Laws	Offense	Max. Penalty	134	12	34	35	25	11	7	4	4			2						1.6
28.2951B-A	State ID Card - Alter/Forge/Use to Commit Felony or Misdemeanor	5 ATTEMPTS	1		1															1.0
28.729	Sex Offenders - Failure to Register	4 ATTEMPTS	14		1	7	4	1	1											3.1
28.7291B	Sex Offenders - Failure to Register -2nd Offense	7 ATTEMPTS	1			1														1.3
28.7291B	Sex Offenders - Failure to Register -2nd Offense	7 ATTEMPTS	2				2													1.8
28.7291C	Sex Offenders - Failure to Register -3rd Offense	10 ATTEMPTS	3		1	1	1													1.3
28.7292	Sex Offenders - Failure to Comply w/ Duties	MISD ATTEMPTS	1			1														1.3
257.257	License Documents/Plates - Forgery	5 ATTEMPTS	1				1													1.6
257.3107B	Driver's License - Forge w/ Intent to Commit Crime Max 6mos-<10 yrs	5 ATTEMPTS	1				1													2.0
257.601B3	Moving Violation - Death in Work Zone	15 ATTEMPTS	1			1														1.2
257.602A2	Police Officer - Flee - 4th Degree (Vehicle Code)	2 ATTEMPTS	12		3	7	1	1												1.4
257.602A3-A	Police Officer - Fleeing - 3rd Degree -Vehicle Code	5 ATTEMPTS	78	2	12	22	21	5	9	2	2	2	1							1.9
257.602A4	Police Officer - Flee - Causing Serious Bodily Injury (Vehicle Code)	10 ATTEMPTS	21		1	4	10	2	4											2.0
257.617	Fail to Stop at Accident - Serious Impairment/Death	5 ATTEMPTS	2				1			1										2.8
257.617	Fail to Stop at Accident - Serious Impairment/Death	5 ATTEMPTS	6				5	1												2.1
257.6173	Fail to Stop at Accident - At Fault Death Result	15 ATTEMPTS	5				1	1	1		1			1						3.6
257.6254	Operating Vehicle Intoxicated, Causing Death	15 ATTEMPTS	22			2	3	3	2	3	2	2	1	3		1				8.1
257.6255-A	Operating Vehicle Intoxicated, Causing Serious Injury	5 ATTEMPTS	19			8	6	1		3				1						2.2
257.6255B	Operating with a High BAC Causing Serious Injury with a Prior Conviction	10 ATTEMPTS	2				1						1							3.3
257.6256D	Operating Vehicle Intoxicated, Contr. Sub. - 3rd Offense	5 ATTEMPTS	219		31	77	63	24	15	1	6		1	1						1.8
257.6257A2	Operating Vehicle Intoxicated, w/ Occupant <16 - 2nd+ Offense	5 ATTEMPTS	6				3	1	1				1							5.4

NOTE: Be sure to check for related offense codes when examining a particular type of crime. They may or may not be in sequential order or even on the same page.

B2 2020 Commitments by Minimum Term Distribution – All Offenses

Includes Additional Sentence Imposed

Page 2 of 15

B - 5

GRAND TOTALS			TOTAL	.5	1	1.5	2	2.5	3	3.5	4	4.5	5	10	15	20	25	>25	LIFE	AVG
VIOLATIONS			4,551	110	411	955	1,059	328	379	125	178	72	191	437	113	60	54	47	32	3.8
ATTEMPTS			4,417	98	377	920	1,034	317	372	121	174	72	191	435	113	60	54	47	32	3.8
Compiled Laws	Offense	Max. Penalty	134	12	34	35	25	11	7	4	4			2						1.6
257.6263	Driving - Reckless - Causing Serious Impairment of Body Function	5 ATTEMPTS	2		1						1									2.5
257.6264	Driving - Reckless - Causing Death	15 ATTEMPTS	5					1						3	1					7.7
257.903	Motor Vehicle Code, False Certification	5 ATTEMPTS	1		1															1.0
257.9044	Operate - License Susp./Rev./Denied, Causing Death	15 ATTEMPTS	3				1	1								1				7.8
257.9045	Operate - License Susp./Rev./Denied, Causing Serious Injury	5 ATTEMPTS	2				2													1.8
333.16294	Health Profession - Unauthorized Practice Felony	4 ATTEMPTS	1				1													1.0
333.17766C1D	Contr.Sub. - Ephedrine/Pseudoephedrine Purchas/Possess to Make Meth	5 ATTEMPTS	1		1															1.9
333.28413	Concealing the Death of an Individual	5 ATTEMPTS	4		1	2	1													1.5
333.7340C	Ephedrine/Pseudoephedrine - Solicit Another to Obtain	10 ATTEMPTS	1				1													2.5
333.73413	Contr. Sub. - Imitation Mfg/ Distribution	2 ATTEMPTS	1				1													1.7
333.74012A2	Contr. Sub. - Del/Mfg 450 - 999 Grams (Narc. or Cocaine)	30 ATTEMPTS	2											2						1.4
333.74012A3	Contr. Sub. - Del/Mfg 50 - 449 Grams (Narc. or Cocaine)	20 ATTEMPTS	27				6		5		6	1	1	8						8.2
333.74012A4	Contr. Sub. - Del/Mfg Under 50 Grams (Narc. or Cocaine)	20 ATTEMPTS	145		7	28	45	18	16	5	8	5	5	6	2					4.5
333.74012B-A	Contr. Sub. - Del/Mfg (Sched. 1-3), Except Marijuana	7 ATTEMPTS	2	1	1															2.6
333.74012B-B	Contr. Sub. - Del/Mfg (Subs added Sched. 1-3 by Rule)	7 ATTEMPTS	14	1	1	5	4	2						1						.8
333.74012B1	Contr. Sub. - Del/Mfg Meth /Ecstasy	20 ATTEMPTS	1			1														1.9
333.74012C-A	Contr. Sub. - Del/Mfg (Sched. 4)	4 ATTEMPTS	254		1	4	32	19	47	13	17	20	17	83	1					13.4
333.74012D3	Contr. Sub. - Del/ Mfg Marijuana	4 ATTEMPTS	2			1	1													1.6
			3			1	2													1.8

NOTE: Be sure to check for related offense codes when examining a particular type of crime. They may or may not be in sequential order or even on the same page.

B2 2020 Commitments by Minimum Term Distribution – All Offenses

Includes Additional Sentence Imposed

Page 3 of 15

B - 6

			TOTAL	.5	1	1.5	2	2.5	3	3.5	4	4.5	5	10	15	20	25	>25	LIFE	AVG	
GRAND TOTALS			4,551	110	411	955	1,059	328	379	125	178	72	191	437	113	60	54	47	32	3.8	
VIOLATIONS			4,417	98	377	920	1,034	317	372	121	174	72	191	435	113	60	54	47	32	3.8	
ATTEMPTS			134	12	34	35	25	11	7	4	4			2						1.6	
Compiled Laws	Offense	Max. Penalty																			
333.74012F	Prescription Forms - Del/ Mfg/Intent	7 ATTEMPTS	1			1															1.5
333.7401C2A	Contr. Sub. - Operate/ Maintain Lab	10 ATTEMPTS	1				1														1.7
333.7401C2B	Contr. Sub. - Operate/ Maintain Lab Near Minor	20 ATTEMPTS	1											1							10.0
333.7401C2C	Contr. Sub. - Operate/Maintain Lab Involving Hazardous Waste	20 ATTEMPTS	2				1					1									3.1
333.7401C2D	Contr. Sub. - Operate/Maintain Lab Near Specified Places	20 ATTEMPTS	1			1															1.3
333.7401C2F	Contr. Sub. - Operate/ Maintain Lab Involving Meth	20 ATTEMPTS	10		1		1	1	2	1			1	2	1						4.9
333.74022A	Contr. Sub. - Create/Del./ Intent Counterfeit (Narcotic)	10 ATTEMPTS	1			1															1.2
333.74022A-A	Contr. Sub. - Create/Del./Intent Counterfeit (Methamphetamine)	10 ATTEMPTS	1				1														2.0
333.74022E	Contr. Sub. - Create/Deliver Analogue	15 ATTEMPTS	12			5	2		3	1	1										2.2
333.74032A2	Contr. Sub. - Possess 450 - 999 Grams (Narcotic)	30 ATTEMPTS	1												1						14.0
333.74032A3	Contr. Sub. - Possess 50 - 449 Grams (Narcotic)	20 ATTEMPTS	5				1				1	1	2								4.1
333.74032A4	Contr. Sub. - Possess 25 - 49 Grams (Narcotic)	4 ATTEMPTS	1				1														2.0
333.74032A5	Contr. Sub. - Possess <25 Grams (Narcotic)	4 ATTEMPTS	74	2	11	32	18	6	5												1.6
333.74032B-A	Contr. Sub. - Possess Analogues/Sched. 1-4	2 ATTEMPTS	15		9	6															1.1
333.74032B1	Contr. Sub. - Possess Methamphetamine	10 ATTEMPTS	241	2	11	86	79	20	21	10	7		1	4							2.0
333.74042A	Contr. Sub. - Use (Narcotic/ Cocaine/Meth/Ecstasy)	1 ATTEMPTS	6		1		5	1													1.4
333.74042B	Contr. Sub. - Use	1 ATTEMPTS	1	1																	.3
333.7405D	Contr. Sub. - Maintain Drug House	2 ATTEMPTS	4			2					2										2.5

NOTE: Be sure to check for related offense codes when examining a particular type of crime. They may or may not be in sequential order or even on the same page.

B2 2020 Commitments by Minimum Term Distribution – All Offenses

Includes Additional Sentence Imposed

Page 4 of 15

B - 7

GRAND TOTALS			TOTAL	.5	1	1.5	2	2.5	3	3.5	4	4.5	5	10	15	20	25	>25	LIFE	AVG
VIOLATIONS			4,417	98	377	920	1,034	317	372	121	174	72	191	435	113	60	54	47	32	3.8
ATTEMPTS			134	12	34	35	25	11	7	4	4			2						1.6
Compiled Laws	Offense	Max. Penalty																		
333.74102-A	Contr. Sub. - Deliver <50 Grams, School Prop. (Narc/Cocaine)	60 ATTEMPTS	2				1				1									3.0
400.60	Fraud - Welfare	4 ATTEMPTS	1			1														1.5
400.606	Medicaid Fraud - Conspiracy	10 ATTEMPTS	1								1									3.8
445.65	Identity Theft	5 ATTEMPTS	9	1	1	1	4		1					1						2.1
445.67	Identity Theft - Obtain/Possess/Transfer ID w/ Intent	5 ATTEMPTS	1				1													2.0
445.67-B	Personal Identifying Information - Obtain w/ Intent to Commit Identity Theft - 3rd	15 ATTEMPTS	1											1						5.8
750.110	Breaking & Entering - Bldg. w/ Intent	15 ATTEMPTS	91		11	19	27	5	10	6	6		2	4		1				2.5
750.110A2	Home Invasion - 1st Degree	20 ATTEMPTS	4		1	1	4	7	7		6	2	9	22	6	2				6.1
750.110A3	Home Invasion - 2nd Degree	15 ATTEMPTS	67	1	1	1	1													1.0
750.110A4	Home Invasion - 3rd Degree	5 ATTEMPTS	3	1																3.4
750.111	Breaking & Entering - Entry w/o Breaking, w/ Intent	5 ATTEMPTS	96		4	11	16	14	14	2	7	4	12	12						1.5
750.116	Burglar's Tools - Possess	10 ATTEMPTS	2			1	1				1									2.0
750.1227A	Witness - Bribe/Intimidate/Interfere	4 ATTEMPTS	43		2	14	17	4	2	2	1		1							1.8
750.1227B	Witness - Bribe/Intimidate/Interfere	10 ATTEMPTS	4			1	2	1												2.1
750.1227C	Witness - Intimidate/Threaten to Kill or Injure	15 ATTEMPTS	8			1	5	1			1									1.9
750.1228	Witness - Retaliate Against	10 ATTEMPTS	1				1			1										2.9
750.1313C	Check - Non-Sufficient Funds, \$500 or more	2 ATTEMPTS	3					1	1	1										2.3
750.131A1	Check - No Account	2 ATTEMPTS	1		1				1											2.0
			2			1								1						3.7
			5			2	2								1					3.3
			2		1	1														1.2

NOTE: Be sure to check for related offense codes when examining a particular type of crime. They may or may not be in sequential order or even on the same page.

B2 2020 Commitments by Minimum Term Distribution – All Offenses

Includes Additional Sentence Imposed

Page 5 of 15

B - 00

GRAND TOTALS			TOTAL	.5	1	1.5	2	2.5	3	3.5	4	4.5	5	10	15	20	25	>25	LIFE	AVG
VIOLATIONS			4,551	110	411	955	1,059	328	379	125	178	72	191	437	113	60	54	47	32	3.8
ATTEMPTS			4,417	98	377	920	1,034	317	372	121	174	72	191	435	113	60	54	47	32	3.8
Compiled Laws	Offense	Max. Penalty	134	12	34	35	25	11	7	4	4			2						1.6
750.136B2	Child Abuse - 1st Degree	15 ATTEMPTS	6						1					2	1	2				10.5
750.136B3	Child Abuse - 2nd Degree	4 ATTEMPTS	21			4	6	2	1		2		2	3	1					7.1
750.136B4	Child Abuse - 3rd Degree	2 ATTEMPTS	1				1													1.9
750.145a	Children - Accost for Immoral Purposes	4 ATTEMPTS	4	1	1	1		1												1.3
750.145C2	Child Sexually Abusive Activity,	20 ATTEMPTS	12		1	4	7													1.6
750.145C2B	Child Sexually Abusive Activity Aggravated	25 ATTEMPTS	22			2	1	1	2	1	1	1	2	10		1				12.4
750.145C3	Child Sexually Abusive Activity, Promote or Distribute	7 ATTEMPTS	5											5						7.6
750.145C3B	Child Sexually Abusive Activity, Aggravated Distribute/Promote	15 ATTEMPTS	8			1	1		2	1	1	1		1						3.4
750.145C4-A	Child Sexually Abusive Material, Possess	4 ATTEMPTS	1							1										3.3
750.145C4-A1	Child Sexually Abusive Material, Aggravated Possession	10 ATTEMPTS	9			4	4		1											3.3
750.145D2D	Computer/Internet - Plan Crime w/ Other, Max 4 - <10 yrs	10 ATTEMPTS	8						1	1	2	1		3						5.1
750.145D2F	Computer/Internet - Plan Crime w/ Other, Max 15+ yrs	20 ATTEMPTS	1											1						7.9
750.145N1	Vulnerable Adult Abuse - 1st Degree	15 ATTEMPTS	1																	6.0
750.147B	Ethnic Intimidation	2 ATTEMPTS	1			1														1.2
750.157N1	Financial Transaction Device - Steal/Retain w/o Consent	4 ATTEMPTS	2			1	1													1.6
750.157N2	Financial Transaction Device - Possess Fraudulent One	4 ATTEMPTS	19		4	6	6	1	2											1.6
750.157P	Financial Transaction Device - Possess w/ Intent to Use/Sell	4 ATTEMPTS	4		1	1	2													1.6
750.157Q	Financial Transaction Device - Illegal Sale/Use	4 ATTEMPTS	3		1	1	1													1.5
			4		1	2	1													1.2

NOTE: Be sure to check for related offense codes when examining a particular type of crime. They may or may not be in sequential order or even on the same page.

B2 2020 Commitments by Minimum Term Distribution – All Offenses

Includes Additional Sentence Imposed

Page 6 of 15

B - 9

			TOTAL	.5	1	1.5	2	2.5	3	3.5	4	4.5	5	10	15	20	25	>25	LIFE	AVG	
GRAND TOTALS			4,551	110	411	955	1,059	328	379	125	178	72	191	437	113	60	54	47	32	3.8	
VIOLATIONS			4,417	98	377	920	1,034	317	372	121	174	72	191	435	113	60	54	47	32	3.8	
ATTEMPTS			134	12	34	35	25	11	7	4	4			2						1.6	
Compiled Laws	Offense	Max. Penalty																			
750.15911	Criminal Enterprise - Conduct	20 ATTEMPTS	6		1	1					1		1	1	1						4.7
750.15914-A	Criminal Enterprise - Conspiracy	20 ATTEMPTS	2			1			1												2.0
750.160	Dead Bodies - Disinterment and Mutilation	10 ATTEMPTS	1										1								2.3
750.165	Child Support - Fail to Pay	4 ATTEMPTS	8		2	3	2	1													5.0
750.1744A	Embezzle - Agent or Trustee, \$1K - <\$20K	5 ATTEMPTS	6		1	2	2		1												1.5
750.1746	Embezzle - \$50K - <\$100K	15 ATTEMPTS	1				1	1					1	1							1.8
750.1747	Embezzlement - \$100K or More	15 ATTEMPTS	4				1	1													2.0
750.174A6A	Embezzlement - From Vulnerable Adult, \$50K - <\$100K	15 ATTEMPTS	3			1	1					1									4.3
750.193	Escape - Prison	5 ATTEMPTS	1			1															2.6
750.1952	Escape - From Felony Jail Sentence	4 ATTEMPTS	1							1											3.0
750.197C	Escape - From Jail Through Violence or Assault Prison Employee	4 ATTEMPTS	2			1	1														1.5
750.1993	Harboring Felons	4 ATTEMPTS	72	2	7	23	20	7	7	2	3		1								1.8
750.199A	Bond - Abscond or Forfeit	4 ATTEMPTS	6		5	1															1.9
750.20011D	Harmful Devices - Unlawful Possession/ Use, Cause Serious Injury	LIFE ATTEMPTS	1			1												1			1.0
750.200L	Harmful Substance/Device - Person Falsely Exposed	5 ATTEMPTS	1																		1.3
750.2072A	Explosives - Place Near Property	15 ATTEMPTS	1						1												1.6
750.213	Extortion	20 ATTEMPTS	1											1							22.0
750.2184A	False Pretenses - \$1K - <\$20K	5 ATTEMPTS	9	1	2	3	1	1	1												1.2
			1																		3.0
			1																		8.0
			9	1	2	3	1	1	1												1.5

NOTE: Be sure to check for related offense codes when examining a particular type of crime. They may or may not be in sequential order or even on the same page.

B2 2020 Commitments by Minimum Term Distribution – All Offenses

Includes Additional Sentence Imposed

Page 7 of 15

B - 10

			TOTAL	.5	1	1.5	2	2.5	3	3.5	4	4.5	5	10	15	20	25	>25	LIFE	AVG
GRAND TOTALS			4,551	110	411	955	1,059	328	379	125	178	72	191	437	113	60	54	47	32	3.8
VIOLATIONS			4,417	98	377	920	1,034	317	372	121	174	72	191	435	113	60	54	47	32	3.8
ATTEMPTS			134	12	34	35	25	11	7	4	4			2						1.6
Compiled Laws	Offense	Max. Penalty																		
750.2185A	False Pretenses - \$20K or More	10 ATTEMPTS	2			1					1									2.6
750.2186A	False Pretenses - \$5K - <\$100K	15 ATTEMPTS	2						2											3.0
750.21871A	False Pretenses - \$100,000 or More	20 ATTEMPTS	1											1						9.0
750.2241-A	Weapons - Dangerous Weapon - Misc.	5 ATTEMPTS	2				1				1									2.9
750.224B	Weapons - Firearms, Short-Barrel Shotgun/Rifle	5 ATTEMPTS	4		2		2													1.5
750.224F	Weapons - Firearms, Possession by Felon	5 ATTEMPTS	77		11	20	23	9	7	2	1		2	2						2.1
750.224F6	Weapons - Ammunition - Possession by Felon	5 ATTEMPTS	20		1	9	4	1	3	1				1						2.3
750.227	Weapons - Carry Concealed	5 ATTEMPTS	72	1	15	20	12	9	8	3			1	3						2.0
			1		1															1.0
750.227B-A	Weapons - Felony Firearm	2 ATTEMPTS	129				129													2.0
750.227B-A1	Weapons - Felony Firearm - Pneumatic Gun	2 ATTEMPTS	1				1													2.0
750.227B-B	Weapons - Felony Firearm - 2nd Offense	5 ATTEMPTS	15										15							5.0
750.227B-C	Weapons - Felony Firearm - 3rd Offense	10 ATTEMPTS	2											2						10.0
750.234A	Weapons - Firearms, Discharge from Vehicle	4 ATTEMPTS	7				1		2		1		2	1						4.0
750.234B	Weapons - Firearms, Discharge in/at Bldg.	4 ATTEMPTS	13		1	2		2	1	1	3		1	2						10.4
750.248	Forgery	14 ATTEMPTS	2				2													2.0
750.249	Utter & Publish	14 ATTEMPTS	35		8	12	8		3	1	2		1							1.8
750.252	Utter & Publish - Possess Counterfeit Note w/ Intent	7 ATTEMPTS	2			2														1.2
750.253	Utter & Publish - Counterfeit Bills/Notes	5 ATTEMPTS	4		1	2		1												1.5

NOTE: Be sure to check for related offense codes when examining a particular type of crime. They may or may not be in sequential order or even on the same page.

B2 2020 Commitments by Minimum Term Distribution – All Offenses

Includes Additional Sentence Imposed

Page 8 of 15

B - 11

GRAND TOTALS			TOTAL	.5	1	1.5	2	2.5	3	3.5	4	4.5	5	10	15	20	25	>25	LIFE	AVG
VIOLATIONS			4,551	110	411	955	1,059	328	379	125	178	72	191	437	113	60	54	47	32	3.8
ATTEMPTS			4,417	98	377	920	1,034	317	372	121	174	72	191	435	113	60	54	47	32	3.8
Compiled Laws	Offense	Max. Penalty	134	12	34	35	25	11	7	4	4			2						1.6
750.261	Counterfeiting - Coins/ Possess Less than 5	10 ATTEMPTS	1				1													2.0
750.316	Homicide	LIFE ATTEMPTS	2																2	
750.316-A	Homicide - Murder 1st Degree, Premeditated	LIFE ATTEMPTS	12															1	11	27.0
750.316-B	Homicide - Felony Murder	LIFE ATTEMPTS	10															1	9	28.0
750.316-C	Homicide - Open Murder, Statutory Short Form	LIFE ATTEMPTS	7																7	
750.317	Homicide - Murder 2nd Degree	LIFE ATTEMPTS	77										1	7	11	19	14	24	1	24.1
750.317A	Deliver Controlled Substance Cause Death	LIFE ATTEMPTS	6				1							4	1					8.5
750.321	Homicide - Manslaughter	15 ATTEMPTS	8					1	1	1			1	3		1				7.4
750.321-A	Homicide - Manslaughter, Statutory Short Form	15 ATTEMPTS	8			1				1	1		2	2	1					6.2
750.321-C	Homicide - Manslaughter, Involuntary	15 ATTEMPTS	7				1		3						3					7.5
750.321-E	Homicide - Manslaughter w/ Motor Vehicle	15 ATTEMPTS	2			1	1						1							1.7
750.321-E	Homicide - Manslaughter w/ Motor Vehicle	15 ATTEMPTS	2			1							1							3.2
750.335A2B	Aggravated Indecent Exposure	2 ATTEMPTS	7			6								1						2.6
750.335A2C	Indecent Exposure by Sexually Delinquent Person	LIFE ATTEMPTS	9	2	1		1				1	1		2	1					4.1
750.338	Gross Indecency Between Males, Commit/Procure	5 ATTEMPTS	1				1													1.8
750.338B	Gross Indecency Between Male & Female, Commit/Procure	5 ATTEMPTS	1		1															1.0
750.338B	Gross Indecency Between Male & Female, Commit/Procure	5 ATTEMPTS	3			1	2													1.8
750.349	Kidnapping	LIFE ATTEMPTS	1												1					15.0
750.349B	Unlawful Imprisonment	15 ATTEMPTS	5			1			1				1	1	1					6.2
750.349B	Unlawful Imprisonment	15 ATTEMPTS	3			2		1												1.8
750.3562A	Larceny - \$20K or More	10 ATTEMPTS	4			1	1		1					1						3.3

NOTE: Be sure to check for related offense codes when examining a particular type of crime. They may or may not be in sequential order or even on the same page.

B2 2020 Commitments by Minimum Term Distribution – All Offenses

Includes Additional Sentence Imposed

Page 9 of 15

B - 12

GRAND TOTALS			TOTAL	.5	1	1.5	2	2.5	3	3.5	4	4.5	5	10	15	20	25	>25	LIFE	AVG
VIOLATIONS			4,551	110	411	955	1,059	328	379	125	178	72	191	437	113	60	54	47	32	3.8
ATTEMPTS			4,417	98	377	920	1,034	317	372	121	174	72	191	435	113	60	54	47	32	3.8
Compiled Laws	Offense	Max. Penalty	134	12	34	35	25	11	7	4	4			2						1.6
750.3563A	Larceny - \$1K - <\$20K	5 ATTEMPTS	22	2	2	5	7	2	3					1						1.9
750.3563B	Larceny - \$200 - <\$1K - 2nd+ Offense	5 ATTEMPTS	1		1															1.0
750.356A1	Larceny - From Motor Vehicle	5 ATTEMPTS	10		5	1	3		1											1.5
750.356A2C1	Breaking & Entering - Vehicle/Semi-Trailer/House Trailer, \$1K - <\$20K	5 ATTEMPTS	1										1							5.0
750.356A3	Breaking & Entering - Vehicle Semi-Trailer/House Trailer, w/ Damage	5 ATTEMPTS	4		2	1	1													1.3
750.356C	Retail Fraud - 1st Degree	5 ATTEMPTS	1		1															1.0
750.356C	Retail Fraud - 1st Degree	5 ATTEMPTS	115	3	29	36	34	4	5	1	3									1.6
750.357	Larceny from Person	10 ATTEMPTS	15		1	2	8	1	1	1			1							2.2
750.357B	Weapons - Firearms - Larceny	5 ATTEMPTS	2		1	1		1												2.0
750.357B	Weapons - Firearms - Larceny	5 ATTEMPTS	6			3	2		1											1.8
750.357B	Weapons - Firearms - Larceny	5 ATTEMPTS	1		1															1.0
750.360	Larceny in Building	4 ATTEMPTS	36	2	6	17	6	2	2					1						1.6
750.360	Larceny in Building	4 ATTEMPTS	1		1															.7
750.3623A	Larceny by Conversion, \$1K - <\$20K	5 ATTEMPTS	5			5														1.5
750.362A2A	Fail to Return Rented Property, \$20K or More	10 ATTEMPTS	1		1															1.0
750.362A3A	Fail to Return Rented Property, \$1K - <\$20K	5 ATTEMPTS	3		1	1	1													1.4
750.377A1A1	Malicious Destruction Pers. Prop., \$20K Or More	10 ATTEMPTS	1					1												2.4
750.377A1B1	Malicious Destruction Pers. Prop., \$1K - <\$20K	5 ATTEMPTS	4				4													1.9
750.377B	Malicious Destruction Fire/Police Property	4 ATTEMPTS	12		1	4	4	3												1.7
750.377B	Malicious Destruction Fire/Police Property	4 ATTEMPTS	1			1														1.3
750.3803A	Malicious Destruction of Bldg., \$1K - <\$20K	5 ATTEMPTS	2		1	1														1.3
750.383A	Malicious Destruction of Prop., Utility Prop.	4 ATTEMPTS	1				1													2.0
750.411A1B	False Report of Felony	4 ATTEMPTS	5		1	4														1.3

NOTE: Be sure to check for related offense codes when examining a particular type of crime. They may or may not be in sequential order or even on the same page.

B2 2020 Commitments by Minimum Term Distribution – All Offenses

Includes Additional Sentence Imposed

Page 10 of 15

B - 13

			TOTAL	.5	1	1.5	2	2.5	3	3.5	4	4.5	5	10	15	20	25	>25	LIFE	AVG	
GRAND TOTALS			4,551	110	411	955	1,059	328	379	125	178	72	191	437	113	60	54	47	32	3.8	
VIOLATIONS			4,417	98	377	920	1,034	317	372	121	174	72	191	435	113	60	54	47	32	3.8	
ATTEMPTS			134	12	34	35	25	11	7	4	4			2						1.6	
Compiled Laws	Offense	Max. Penalty																			
750.411A3A	False Report/Threat of Bomb/Harmful Device	4 ATTEMPTS	1			1															1.5
750.411i	Stalking - Aggravated	5 ATTEMPTS	23		1	5	8	3	2	1	2			1							2.3
			1			1															1.4
750.413	Motor Vehicle - Unlawful Drive Away	5 ATTEMPTS	42		8	8	17	4	2	1	2										1.8
750.414	Motor Vehicle - Unlawful Use	2 ATTEMPTS	5		1	3	1														1.3
750.422-B	Perjury - Court Proceeding	15 ATTEMPTS	1				1														2.0
750.459	Prostitution - Transport Female (perhaps compel)	20 ATTEMPTS	1		1																1.0
750.4792	Public Officer - Assault/Obstruct	2 ATTEMPTS	1			1															1.0
750.479A2	Police Officer - Flee (Penal Code) 4th Degree	2 ATTEMPTS	5		3	1		1													1.3
750.479A3	Police Officer - (Penal Code) -3rd Degree	5 ATTEMPTS	19		2	4	7	2	2	1					1						2.5
750.479A4-A	Police Officer - Flee (Penal Code) - 2nd Offense	10 ATTEMPTS	2				1		1												2.3
750.479B1	Peace Officer - Disarming - Non-Firearm	1 ATTEMPTS					1													2.3	
750.479B2	Peace Officer - Disarming - Firearm	10 ATTEMPTS	1						1												3.0
			2			1					1										2.7
750.483A2B	Interfere w/ Crime Report Threat to Kill/Injure	10 ATTEMPTS	2							1		1									3.8
750.483A6A	Tamper w/ Evidence	4 ATTEMPTS	5			3	2														1.5
750.483A6B	Tamper w/ Evidence - Criminal Case Max >10 yr Term	10 ATTEMPTS	8		1			2	5												2.6
750.505-A	Obstruction of Justice	5 ATTEMPTS	3			1	1						1								2.7
750.505-B	Accessory After the Fact to Felony	5 ATTEMPTS	4			3			1												1.9
750.50B	Animals - Kill/Torture	4 ATTEMPTS	1		1																1.0

NOTE: Be sure to check for related offense codes when examining a particular type of crime. They may or may not be in sequential order or even on the same page.

B2 2020 Commitments by Minimum Term Distribution – All Offenses

Includes Additional Sentence Imposed

Page 11 of 15

B - 14

			TOTAL	.5	1	1.5	2	2.5	3	3.5	4	4.5	5	10	15	20	25	>25	LIFE	AVG
GRAND TOTALS			4,551	110	411	955	1,059	328	379	125	178	72	191	437	113	60	54	47	32	3.8
VIOLATIONS			4,417	98	377	920	1,034	317	372	121	174	72	191	435	113	60	54	47	32	3.8
ATTEMPTS			134	12	34	35	25	11	7	4	4			2						1.6
Compiled Laws	Offense	Max. Penalty																		
750.50B4	Animals - Kill/Torture - Second Degree	7 ATTEMPTS	1				1													2.3
750.520B	CSC - 1st Degree - Multiple Variables	LIFE ATTEMPTS	21				1							7	6	4		3		16.6
750.520B1A	CSC - 1st Degree - Person Under 13	LIFE ATTEMPTS	30				1	1	1	1		2	1	9	8	3	3			10.9
750.520B1B	CSC - 1st Degree - Relationship	LIFE ATTEMPTS	23								1		1	8	5	7	1			12.5
750.520B1C	CSC - 1st Degree - During Felony	LIFE ATTEMPTS	5											2	2		1			14.0
750.520B1E	CSC - 1st Degree - Weapon Used	LIFE ATTEMPTS	2											1			1			16.5
750.520B1F	CSC - 1st Degree - Personal Injury	LIFE ATTEMPTS	9										1	1	4	3				14.1
750.520B1H	CSC - 1st Degree - Mentally Disabled Relationship	LIFE ATTEMPTS	1												1					12.0
750.520B2B	CSC - 1st Degree - Person <13, Defendant 17+ yrs.	LIFE ATTEMPTS	31					1			1			1	6		19	3		21.7
750.520B2C	CSC - 1st Degree - Person <13, Defendant 17+ yrs - 2nd Offense	LIFE ATTEMPTS	1															1		30.0
750.520C	CSC - 2nd Degree - Multiple Variables	15 ATTEMPTS	10				2	2	1		1	1		2	1					4.7
750.520C1A	CSC - 2nd Degree - Person Under 13	15 ATTEMPTS	20			3	1	3	1		2	1	5	4						4.1
750.520C1B	CSC - 2nd Degree - Relationship	15 ATTEMPTS	2			2	2			2	1	1	2	4						2.5
750.520C1C	CSC - 2nd Degree - During Felony	15 ATTEMPTS	14			2	2			2	1	1	2	4						4.5
750.520C1D	CSC - 2nd Degree - Accomplices	15 ATTEMPTS	4				1		2					1						3.4
750.520C1F	CSC - 2nd Degree - Personal Injury	15 ATTEMPTS	1											1						5.7
750.520C1G	CSC - 2nd Degree - Injury to Incapacitated Victim	15 ATTEMPTS	3				1				2									3.3
750.520C1H	CSC - 2nd Degree - Mentally Disabled Relationship	15 ATTEMPTS	1			1								1						1.2
			1																	5.9
			1				1													2.0

NOTE: Be sure to check for related offense codes when examining a particular type of crime. They may or may not be in sequential order or even on the same page.

B2 2020 Commitments by Minimum Term Distribution – All Offenses

Includes Additional Sentence Imposed

Page 12 of 15

B - 15

			TOTAL	.5	1	1.5	2	2.5	3	3.5	4	4.5	5	10	15	20	25	>25	LIFE	AVG
GRAND TOTALS			4,551	110	411	955	1,059	328	379	125	178	72	191	437	113	60	54	47	32	3.8
VIOLATIONS			4,417	98	377	920	1,034	317	372	121	174	72	191	435	113	60	54	47	32	3.8
ATTEMPTS			134	12	34	35	25	11	7	4	4			2						1.6
Compiled Laws	Offense	Max. Penalty																		
750.520C2B	CSC - 2nd Degree - Person <13, Defendant 17+ yrs.	15 ATTEMPTS	42		1	1	3	4	5	3	4	1	7	8	1	2	1		1	6.0
			4			1	2	1												1.9
750.520D	CSC - 3rd Degree - Multiple Variables	15 ATTEMPTS	26			1	1	2	2	2	3	1	5	7	2	1				5.8
			3			1	1		1											2.1
750.520D1A	CSC - 3rd Degree - Person 13-15	15 ATTEMPTS	66		1	2	5	2	9	2	7	3	6	24	2	2		1		6.3
			2			1	1													1.6
750.520D1B	CSC - 3rd Degree - Force/Coercion	15 ATTEMPTS	27			1		1		2	1	1	6	13	1	1				7.4
			3				2		1											2.3
750.520D1C	CSC - 3rd Degree - Incapacitated Victim	15 ATTEMPTS	3			1	1						1							2.7
750.520D1D	CSC - 3rd Degree - Incest	15 ATTEMPTS	9								1		1	7						7.6
			1					1												2.4
750.520D1E	CSC - 3rd Degree - Student	15 ATTEMPTS	3									1		2						6.6
750.520E	CSC - 4th Degree - Multiple Variables	2 ATTEMPTS	5		1	4														1.3
750.520E1A	CSC - 4th Degree - Force/Coercion	2 ATTEMPTS	11		2	5	1	1	1		1									1.8
750.520E1A-A	CSC - 4th Degree - Victim 13-16	2 ATTEMPTS	4			4														2.7
750.520E1G	CSC - 4th Degree - Incest	2 ATTEMPTS	1			1														1.3
750.520E1H	CSC - 4th Degree - Foster Care	2 ATTEMPTS	1			1														1.3
750.520G1	CSC - Assault w/ Intent to Commit Sexual Penetration	10 ATTEMPTS	31		1	7	5	3	5	3			4	3						3.0
750.520G2	CSC - 2nd Degree Assault	5 ATTEMPTS	9			3	3	1		2										2.0
750.529	Robbery - Armed	LIFE ATTEMPTS	113		1	1	4	3	10	4	6	7	18	29	12	5	8	5		9.2
750.529-A	Robbery - Armed - Serious Injury	LIFE ATTEMPTS	4											3		1				11.8
750.529A	Carjacking	LIFE ATTEMPTS	20					1	1	3	1			12	2					7.1
750.530	Robbery - Unarmed	15 ATTEMPTS	79		4	5	20	9	12	3	5	3	5	10	3					3.5
			6		2	2	1		1											1.5

NOTE: Be sure to check for related offense codes when examining a particular type of crime. They may or may not be in sequential order or even on the same page.

B2 2020 Commitments by Minimum Term Distribution – All Offenses

Includes Additional Sentence Imposed

Page 13 of 15

91 - B

Compiled Laws	Offense	Max. Penalty
	GRAND TOTALS	
	VIOLATIONS	
	ATTEMPTS	
750.531	Bank Robbery/Safe Breaking	LIFE ATTEMPTS
750.531-A	Bank Robbery	LIFE ATTEMPTS
750.531B	Safe Breaking	LIFE ATTEMPTS
750.532	Seduction	5 ATTEMPTS
750.5352A	Stolen Prop. - Receive & Conceal, \$20K or More	10 ATTEMPTS
750.5352B	Stolen Prop. - Receive & Conceal, \$1K - <\$20K - 3rd+ Offense	10 ATTEMPTS
750.5353A	Stolen Prop. - Receive & Conceal, \$1K - <\$20K	5 ATTEMPTS
750.5353B	Stolen Prop. - Receive & Conceal, \$200 - <\$1K - 2nd+ Offense	5 ATTEMPTS
750.5357	Stolen Prop. - Receive & Conceal, Motor Vehicle	5 ATTEMPTS
750.5358	Stolen Prop. - Receive & Conceal, Motor Vehicle - Second Offense	10 ATTEMPTS
750.535B	Weapons - Firearms, Receive & Conceal	10 ATTEMPTS
750.539J2A2	Surveil Unclothed Person - 2nd Offense	5 ATTEMPTS
750.539J2B	Capture/Distribute Image of Unclothed Person	5 ATTEMPTS
750.5405A	Interfere w/ Electronic Communications	2 ATTEMPTS
750.5405B	Interfere w/ Electronic Communications, Injury/Death	4 ATTEMPTS
750.543M	Terrorism - False Report or Threat	20 ATTEMPTS
750.731	Arson - Second Degree	20 ATTEMPTS
750.74	Arson - Personal Property, Over \$50	4 ATTEMPTS

TOTAL	.5	1	1.5	2	2.5	3	3.5	4	4.5	5	10	15	20	25	>25	LIFE	AVG
4,551	110	411	955	1,059	328	379	125	178	72	191	437	113	60	54	47	32	3.8
4,417	98	377	920	1,034	317	372	121	174	72	191	435	113	60	54	47	32	3.8
134	12	34	35	25	11	7	4	4			2						1.6
1												1					15.0
6				1		1		1	1	1		1					5.6
5				1		1				1	2						5.1
1		1		1													2.0
1		1															1.0
3		1			1		1										2.3
1				1				1									4.0
1				1													1.7
16		2	8	3	3												1.6
1			1														1.2
17		4	4	7		2											1.7
3		1			1		1										2.3
15			4	6	1	3	1										2.2
1				1													1.9
2				2													2.0
5		1	4														1.2
2				1		1											2.5
4					2			1			1						3.8
2							2										3.3
5				1				1			3						5.1
6		2			1					1	2						3.5
1						1											3.0

NOTE: Be sure to check for related offense codes when examining a particular type of crime. They may or may not be in sequential order or even on the same page.

B2 2020 Commitments by Minimum Term Distribution – All Offenses

Includes Additional Sentence Imposed

Page 14 of 15

B - 17

GRAND TOTALS			TOTAL	.5	1	1.5	2	2.5	3	3.5	4	4.5	5	10	15	20	25	>25	LIFE	AVG
VIOLATIONS			4,551	110	411	955	1,059	328	379	125	178	72	191	437	113	60	54	47	32	3.8
ATTEMPTS			4,417	98	377	920	1,034	317	372	121	174	72	191	435	113	60	54	47	32	3.8
Compiled Laws	Offense	Max. Penalty	134	12	34	35	25	11	7	4	4			2						1.6
750.751	Fourth Degree Arson	5 ATTEMPTS	2				2													2.0
750.814	Domestic Violence - 3rd Offense	2 ATTEMPTS	139	1	12	40	45	14	15	4	6			1	1					4.2
750.81A3	Domestic Violence, Aggravated - 2nd Offense	2 ATTEMPTS	1				1													1.7
750.81D1	Police Officer - Assault/ Resist/Obstruct	2 ATTEMPTS	5			2	2			1										1.9
750.81D2	Police Officer - Assault/, Resist/Obstruct Causing Injury	2 ATTEMPTS	115	3	26	42	28	5	7	1	1		1	1						1.6
750.81D3	Police Officer - Assault/Resist/ Obstruct,Serious Impairment	4 ATTEMPTS	13		1	5	6	1												1.7
750.81D3	Police Officer - Assault/Resist/ Obstruct,Serious Impairment	15 ATTEMPTS	1						1											3.0
750.82	Felonious Assault	4 ATTEMPTS	103	3	11	27	43	10	4		3		1	1						1.9
750.822	Weapon-Free Schools - Assault w/Dangerous Weapon	4 ATTEMPTS	6		3	3														1.2
750.83	Assault w/ Intent to Murder	LIFE ATTEMPTS	1						1											3.0
750.84	Assault w/ Intent to do Great Bodily Harm Less Than Murder	10 ATTEMPTS	41				1		2	1	1		1	13	11	3	1	6	1	15.6
750.841B	Assault by Strangulation	10 ATTEMPTS	179	2	7	16	29	19	26	10	14	4	23	22	4		3			7.9
750.85	Torture	LIFE ATTEMPTS	17			2	5	3	3	1	1			2						5.7
750.87	Assault w/ Intent to Commit Felony	10 ATTEMPTS	3			2	1													1.5
750.88	Assault w/ Intent to Rob While Unarmed	15 ATTEMPTS	2			2														1.4
750.89	Assault w/ Intent to Rob While Armed	LIFE ATTEMPTS	4												2			2		21.6
750.91	Homicide - Attempted Murder	LIFE ATTEMPTS	1												1					12.0
752.1084	Organized Retail Crime	5 ATTEMPTS	6		1				1				3				1			7.3
752.7973C	Computers - Use to Commit Crime Max 2 yrs - <4 yrs	4 ATTEMPTS	7			1	1	3		1				1						3.3
			1												1					12.0
			4			1	2				1									2.3
			2				2													1.8

NOTE: Be sure to check for related offense codes when examining a particular type of crime. They may or may not be in sequential order or even on the same page.

B2 2020 Commitments by Minimum Term Distribution – All Offenses

Includes Additional Sentence Imposed

Page 15 of 15

B - 18

			TOTAL	.5	1	1.5	2	2.5	3	3.5	4	4.5	5	10	15	20	25	>25	LIFE	AVG
GRAND TOTALS			4,551	110	411	955	1,059	328	379	125	178	72	191	437	113	60	54	47	32	3.8
VIOLATIONS			4,417	98	377	920	1,034	317	372	121	174	72	191	435	113	60	54	47	32	3.8
ATTEMPTS			134	12	34	35	25	11	7	4	4			2						1.6
Compiled Laws	Offense	Max. Penalty																		
752.7973D	Computers - Use to Commit Crime Max 4 yrs - <10 yrs	7 ATTEMPTS	12			2	1		2	2	1	1	1	2						3.7
752.7973F	Computers - Use to Commit Crime Max 20 yrs or More	20 ATTEMPTS	3											3						6.7
767A.91A	Prosecutor's Investigative Perjury	15 ATTEMPTS	1						1											3.0
771.3F	Tampering with Electronic Monitoring Device	2 ATTEMPTS	26	2	3	13	6	1	1											1.4
800.2811	Prisons - Furnish Contraband to Prisoner in Prison	5 ATTEMPTS	4	1	2	1														.8
800.2813	Prisons - Bring Contraband Into Prison	5 ATTEMPTS	2		1	1														1.0
800.2814	Prisons - Prisoner Possessing Contraband	5 ATTEMPTS	1			1														1.3
800.2834	Prisons - Prisoner Possessing Weapon	5 ATTEMPTS	126	47	22	52	4	1												.9
800.283A	Prisons - Furnish Cellphone to Prisoner	5 ATTEMPTS	14	6	8															.7
801.2622	Jails - Prisoner Possessing Weapon	5 ATTEMPTS	95	12	22	29	17	14			1									1.4
801.2631	Jails - Furnish Contraband to Prisoner	5 ATTEMPTS	10	4	5	1														.8
801.2632	Jails - Prisoner Possessing Contraband	5 ATTEMPTS	6	3	1	2														.7
			1		1															.6
			1				1													1.7
			1			1														1.4
			3	1		1		1												1.4
			6			5			1											1.5
			1			1														1.5

NOTES: Be sure to check for related offense codes when examining a particular type of crime. They may or may not be in sequential order or even on the same page. Largest minimum term is reported. When minimum terms exceed maximum penalties, that may be due to anomalies in criminal justice practices, habitualized offenses, database errors, etc. Each minimum term category is rounded up from the preceding category (for example, the ten-year category includes all minimums longer than five years up to exactly ten years). Minimum term averages are based on raw data (with life sentences excluded from the calculations).

B2a 2020 Commitments by Minimum Term Distribution – Non-Assaultive Offenses

Includes Additional Sentence Imposed

Page 1 of 7

B - 19

			TOTAL	.5	1	1.5	2	2.5	3	3.5	4	4.5	5	10	15	20	25	>25	LIFE	AVG
GRAND TOTALS			1,680	86	244	465	502	120	105	28	39	6	43	40	1	1				
VIOLATIONS			1,632	76	225	457	497	118	105	26	37	6	43	40	1	1				
ATTEMPTS			48	10	19	8	5	2		2	2									
Compiled Laws	Offense	Max. Penalty																		
28.2951B-A	State ID Card - Alter/Forge/Use to Commit Felony or Misdemeanor	5 ATTEMPTS	1		1															1.0
28.729	Sex Offenders - Failure to Register	4 ATTEMPTS	14		1	7	4	1	1											3.1
28.7291B	Sex Offenders - Failure to Register -2nd Offense	7 ATTEMPTS	1			1														1.3
28.7291B	Sex Offenders - Failure to Register -2nd Offense	7 ATTEMPTS	2				2													1.8
28.7291C	Sex Offenders - Failure to Register -3rd Offense	10 ATTEMPTS	3		1	1	1													1.3
28.7292	Sex Offenders - Failure to Comply w/ Duties	MISD ATTEMPTS	1			1														1.3
257.257	License Documents/Plates - Forgery	5 ATTEMPTS	1				1													1.6
257.3107B	Driver's License - Forge w/ Intent to Commit Crime Max 6mos-<10 yrs	5 ATTEMPTS	1				1													2.0
257.6256D	Operating Vehicle Intoxicated, Contr. Sub. - 3rd Offense	5 ATTEMPTS	219		31	77	63	24	15	1	6		1	1						1.8
257.6257A2	Operating Vehicle Intoxicated, w/ Occupant <16 - 2nd+ Offense	5 ATTEMPTS	6				3	1	1				1							5.4
257.903	Motor Vehicle Code, False Certification	5 ATTEMPTS	1		1															1.0
333.16294	Health Profession - Unauthorized Practice Felony	4 ATTEMPTS	1				1													1.9
333.28413	Concealing the Death of an Individual	5 ATTEMPTS	1					1												2.5
400.60	Fraud - Welfare	4 ATTEMPTS	1			1														1.5
400.606	Medicaid Fraud - Conspiracy	10 ATTEMPTS	1								1									3.8
445.65	Identity Theft	5 ATTEMPTS	9	1	1	1	4		1					1						2.1
445.67	Identity Theft - Obtain/Possess/Transfer ID w/ Intent	5 ATTEMPTS	1				1													2.0
445.67-B	Personal Identifying Information - Obtain w/ Intent to Commit Identity Theft - 3rd	15 ATTEMPTS	1											1						5.8
750.110	Breaking & Entering - Bldg. w/ Intent	15 ATTEMPTS	91		11	19	27	5	10	6	6		2	4		1				2.5
			4		1		1	1			1									2.2

NOTE: Be sure to check for related offense codes when examining a particular type of crime. They may or may not be in sequential order or even on the same page.

B2a 2020 Commitments by Minimum Term Distribution – Non-Assaultive Offenses

Includes Additional Sentence Imposed

Page 2 of 7

B - 20

			TOTAL	.5	1	1.5	2	2.5	3	3.5	4	4.5	5	10	15	20	25	>25	LIFE	AVG
GRAND TOTALS			1,680	86	244	465	502	120	105	28	39	6	43	40	1	1				
VIOLATIONS			1,632	76	225	457	497	118	105	26	37	6	43	40	1	1				
ATTEMPTS			48	10	19	8	5	2		2	2									
Compiled Laws	Offense	Max. Penalty																		
750.110A3	Home Invasion - 2nd Degree	15	96		4	11	16	14	14	2	7	4	12	12						3.4
	ATTEMPTS		2			1	1													1.5
750.110A4	Home Invasion - 3rd Degree	5	43		2	14	17	4	2	2	1		1							2.0
	ATTEMPTS																			
750.111	Breaking & Entering - Entry w/o Breaking, w/ Intent	5	4			1	2	1												1.8
	ATTEMPTS																			
750.116	Burglar's Tools - Possess	10	8			1	5	1			1									2.1
	ATTEMPTS																			
750.1227A	Witness - Bribe/Intimidate/Interfere	4	1				1													1.9
	ATTEMPTS																			
750.1313C	Check - Non-Sufficient Funds, \$500 or more	2	5			2	2							1						3.3
	ATTEMPTS																			
750.131A1	Check - No Account	2	2		1	1														1.2
	ATTEMPTS																			
750.147B	Ethnic Intimidation	2	2			1	1													1.6
	ATTEMPTS																			
750.157N1	Financial Transaction Device - Steal/Retain w/o Consent	4	19		4	6	6	1	2											1.6
	ATTEMPTS																			
750.157N2	Financial Transaction Device - Possess Fraudulent One	4	4		1	1	2													1.6
	ATTEMPTS																			
750.157P	Financial Transaction Device - Possess w/ Intent to Use/Sell	4	3		1	1	1													1.5
	ATTEMPTS																			
750.157Q	Financial Transaction Device - Illegal Sale/Use	4	4		1	2	1													1.2
	ATTEMPTS																			
750.159I1	Criminal Enterprise - Conduct	20	6		1	1					1		1	1	1					4.7
	ATTEMPTS		1				1													2.0
750.159I4-A	Criminal Enterprise - Conspiracy	20	2			1			1											2.3
	ATTEMPTS																			
750.160	Dead Bodies - Disinterment and Mutilation	10	1										1							5.0
	ATTEMPTS																			
750.165	Child Support - Fail to Pay	4	8		2	3	2	1												1.5
	ATTEMPTS																			
750.1744A	Embezzle - Agent or Trustee, \$1K - <\$20K	5	6		1	2	2		1											1.8
	ATTEMPTS		1				1													2.0
750.1746	Embezzle - \$50K - <\$100K	15	4				1	1					1	1						4.3
	ATTEMPTS																			

NOTE: Be sure to check for related offense codes when examining a particular type of crime. They may or may not be in sequential order or even on the same page.

B2a 2020 Commitments by Minimum Term Distribution – Non-Assaultive Offenses

Includes Additional Sentence Imposed

Page 3 of 7

B - 21

			TOTAL	.5	1	1.5	2	2.5	3	3.5	4	4.5	5	10	15	20	25	>25	LIFE	AVG
GRAND TOTALS			1,680	86	244	465	502	120	105	28	39	6	43	40	1	1				
VIOLATIONS			1,632	76	225	457	497	118	105	26	37	6	43	40	1	1				
ATTEMPTS			48	10	19	8	5	2		2	2									
Compiled Laws	Offense	Max. Penalty																		
750.1747	Embezzlement - \$100K or More	15 ATTEMPTS	3			1	1					1								2.6
750.174A6A	Embezzlement - From Vulnerable Adult, \$50K - <\$100K	15 ATTEMPTS	1						1											3.0
750.193	Escape - Prison	5 ATTEMPTS	1			1														1.5
750.1952	Escape - From Felony Jail Sentence	4 ATTEMPTS	2			1	1													1.8
750.1993	Harboring Felons	4 ATTEMPTS	1			1														1.3
750.199A	Bond - Abscond or Forfeit	4 ATTEMPTS	9			5	4													1.6
750.200L	Harmful Substance/Device - Person Falsely Exposed	5 ATTEMPTS	1			1														1.2
750.2184A	False Pretenses - \$1K - <\$20K	5 ATTEMPTS	9	1	2	3	1	1	1											1.5
750.2185A	False Pretenses - \$20K or More	10 ATTEMPTS	2			1					1									2.6
750.2186A	False Pretenses - \$5K - <\$100K	15 ATTEMPTS	2						2											3.0
750.21871A	False Pretenses - \$100,000 or More	20 ATTEMPTS	1											1						9.0
750.2241-A	Weapons - Dangerous Weapon - Misc.	5 ATTEMPTS	2				1				1									2.9
750.224B	Weapons - Firearms, Short-Barrel Shotgun/Rifle	5 ATTEMPTS	4		2		2													1.5
750.224F	Weapons - Firearms, Possession by Felon	5 ATTEMPTS	77		11	20	23	9	7	2	1		2	2						2.1
750.224F6	Weapons - Ammunition - Possession by Felon	5 ATTEMPTS	20		1	9	4	1	3	1				1						2.3
750.227	Weapons - Carry Concealed	5 ATTEMPTS	72	1	15	20	12	9	8	3			1	3						2.0
			1		1															1.0
750.227B-A	Weapons - Felony Firearm	2 ATTEMPTS	129				129													2.0
750.227B-A1	Weapons - Felony Firearm - Pneumatic Gun	2 ATTEMPTS	1				1													2.0

NOTE: Be sure to check for related offense codes when examining a particular type of crime. They may or may not be in sequential order or even on the same page.

B2a 2020 Commitments by Minimum Term Distribution – Non-Assaultive Offenses

Includes Additional Sentence Imposed

Page 4 of 7

B - 22

			TOTAL	.5	1	1.5	2	2.5	3	3.5	4	4.5	5	10	15	20	25	>25	LIFE	AVG
GRAND TOTALS			1,680	86	244	465	502	120	105	28	39	6	43	40	1	1				
VIOLATIONS			1,632	76	225	457	497	118	105	26	37	6	43	40	1	1				
ATTEMPTS			48	10	19	8	5	2		2	2									
Compiled Laws	Offense	Max. Penalty																		
750.227B-B	Weapons - Felony Firearm - 2nd Offense	5 ATTEMPTS	15										15							5.0
750.227B-C	Weapons - Felony Firearm - 3rd Offense	10 ATTEMPTS	2											2						10.0
750.248	Forgery	14 ATTEMPTS	2				2													2.0
750.249	Utter & Publish	14 ATTEMPTS	35		8	12	8		3	1	2		1							1.8
750.252	Utter & Publish - Possess Counterfeit Note w/ Intent	7 ATTEMPTS	2			2														1.2
750.253	Utter & Publish - Counterfeit Bills/Notes	5 ATTEMPTS	4		1	2		1												1.5
750.261	Counterfeiting - Coins/ Possess Less than 5	10 ATTEMPTS	1				1													2.0
750.3562A	Larceny - \$20K or More	10 ATTEMPTS	4			1	1		1					1						3.3
750.3563A	Larceny - \$1K - <\$20K	5 ATTEMPTS	22	2	2	5	7	2	3					1						1.9
750.3563B	Larceny - \$200 - <\$1K - 2nd+ Offense	5 ATTEMPTS	1		1															1.0
750.356A1	Larceny - From Motor Vehicle	5 ATTEMPTS	10		5	1	3		1											1.5
750.356A2C1	Breaking & Entering - Vehicle/Semi-Trailer/House Trailer, \$1K - <\$20K	5 ATTEMPTS	1										1							5.0
750.356A3	Breaking & Entering - Vehicle Semi-Trailer/House Trailer, w/ Damage	5 ATTEMPTS	4		2	1	1													1.3
750.356C	Retail Fraud - 1st Degree	5 ATTEMPTS	115	3	29	36	34	4	5	1	3									1.6
750.357	Larceny from Person	10 ATTEMPTS	15		1	2	8	1	1	1			1							2.2
750.357B	Weapons - Firearms - Larceny	5 ATTEMPTS	2			1		1												2.0
750.360	Larceny in Building	4 ATTEMPTS	6			3	2		1											1.8
750.3623A	Larceny by Conversion, \$1K - <\$20K	5 ATTEMPTS	1			1														1.0
			36	2	6	17	6	2	2					1						1.6
			1		1															.7
			5			5														1.5

NOTE: Be sure to check for related offense codes when examining a particular type of crime. They may or may not be in sequential order or even on the same page.

B2a 2020 Commitments by Minimum Term Distribution – Non-Assaultive Offenses

Includes Additional Sentence Imposed

Page 5 of 7

B - 23

			TOTAL	.5	1	1.5	2	2.5	3	3.5	4	4.5	5	10	15	20	25	>25	LIFE	AVG
GRAND TOTALS			1,680	86	244	465	502	120	105	28	39	6	43	40	1	1				
VIOLATIONS			1,632	76	225	457	497	118	105	26	37	6	43	40	1	1				
ATTEMPTS			48	10	19	8	5	2		2	2									
Compiled Laws	Offense	Max. Penalty																		
750.362A2A	Fail to Return Rented Property, \$20K or More	10 ATTEMPTS	1		1															1.0
750.362A3A	Fail to Return Rented Property, \$1K - <\$20K	5 ATTEMPTS	3		1	1	1													1.4
750.377A1A1	Malicious Destruction Pers. Prop., \$20K Or More	10 ATTEMPTS	1					1												2.4
750.377A1B1	Malicious Destruction Pers. Prop., \$1K - <\$20K	5 ATTEMPTS	4				4													1.9
750.3803A	Malicious Destruction of Bldg., \$1K - <\$20K	5 ATTEMPTS	2		1	1														1.3
750.383A	Malicious Destruction of Prop., Utility Prop.	4 ATTEMPTS	1				1													2.0
750.411A1B	False Report of Felony	4 ATTEMPTS	5		1	4														1.3
750.411A3A	False Report/Threat of Bomb/Harmful Device	4 ATTEMPTS	1			1														1.5
750.413	Motor Vehicle - Unlawful Drive Away	5 ATTEMPTS	42		8	8	17	4	2	1	2									1.8
750.414	Motor Vehicle - Unlawful Use	2 ATTEMPTS	5		1	3	1													1.3
750.422-B	Perjury - Court Proceeding	15 ATTEMPTS	1				1													2.0
750.483A6A	Tamper w/ Evidence	4 ATTEMPTS	5			3	2													1.5
750.483A6B	Tamper w/ Evidence - Criminal Case Max >10 yr Term	10 ATTEMPTS	8		1			2	5											2.6
750.505-A	Obstruction of Justice	5 ATTEMPTS	3			1	1						1							2.7
750.505-B	Accessory After the Fact to Felony	5 ATTEMPTS	4			3			1											1.9
750.50B	Animals - Kill/Torture	4 ATTEMPTS	1		1															1.0
750.50B4	Animals - Kill/Torture - Second Degree	7 ATTEMPTS	1					1												2.3
750.5352A	Stolen Prop. - Receive & Conceal, \$20K or More	10 ATTEMPTS	3		1			1		1										2.3
			1								1									4.0

NOTE: Be sure to check for related offense codes when examining a particular type of crime. They may or may not be in sequential order or even on the same page.

B2a 2020 Commitments by Minimum Term Distribution – Non-Assaultive Offenses

Includes Additional Sentence Imposed
 Page 6 of 7

B - 24

			TOTAL	.5	1	1.5	2	2.5	3	3.5	4	4.5	5	10	15	20	25	>25	LIFE	AVG
GRAND TOTALS			1,680	86	244	465	502	120	105	28	39	6	43	40	1	1				
VIOLATIONS			1,632	76	225	457	497	118	105	26	37	6	43	40	1	1				
ATTEMPTS			48	10	19	8	5	2		2	2									
Compiled Laws	Offense	Max. Penalty																		
750.5352B	Stolen Prop. - Receive & Conceal, \$1K - <\$20K - 3rd+ Offense	10 ATTEMPTS	1				1													1.7
750.5353A	Stolen Prop. - Receive & Conceal, \$1K - <\$20K	5 ATTEMPTS	16		2	8	3	3												1.6
750.5353B	Stolen Prop. - Receive & Conceal, \$200 - <\$1K - 2nd+ Offense	5 ATTEMPTS	1			1														1.2
750.5357	Stolen Prop. - Receive & Conceal, Motor Vehicle	5 ATTEMPTS	17		4	4	7		2											1.7
750.5358	Stolen Prop. - Receive & Conceal, Motor Vehicle - Second Offense	10 ATTEMPTS	3		1			1		1										2.3
750.535B	Weapons - Firearms Receive & Conceal	10 ATTEMPTS	15			4	6	1	3	1										2.2
750.5405A	Interfere w/ Electronic Communications	2 ATTEMPTS	5		1	4														1.2
750.543M	Terrorism - False Report or Threat	20 ATTEMPTS	4					2			1			1						3.8
752.1084	Organized Retail Crime	5 ATTEMPTS	2																	3.3
752.7973C	Computers - Use to Commit Crime Max 2 yrs - <4 yrs	4 ATTEMPTS	4			1	2				1									2.3
752.7973D	Computers - Use to Commit Crime Max 4 yrs - <10 yrs	7 ATTEMPTS	2				2													1.8
752.7973F	Computers - Use to Commit Crime Max 20 yrs or More	20 ATTEMPTS	12			2	1		2	2	1	1	1	2						3.7
767A.91A	Prosecutor's Investigative Perjury	15 ATTEMPTS	3											3						6.7
771.3F	Tampering with Electronic Monitoring Device	2 ATTEMPTS	1						1											3.0
800.2811	Prisons - Furnish Contraband to Prisoner in Prison	5 ATTEMPTS	26	2	3	13	6	1	1											1.4
800.2813	Prisons - Bring Contraband Into Prison	5 ATTEMPTS	4	1	2	1														.8
800.2814	Prisons - Prisoner Possessing Contraband	5 ATTEMPTS	2		1	1														1.0
800.2834	Prisons - Prisoner Possessing Weapon	5 ATTEMPTS	1			1														1.3
			126	47	22	52	4	1												.9
			14	6	8															.7
			95	12	22	29	17	14			1									1.4
			10	4	5		1													.8

NOTE: Be sure to check for related offense codes when examining a particular type of crime. They may or may not be in sequential order or even on the same page.

B2a 2020 Commitments by Minimum Term Distribution – Non-Assaultive Offenses

Includes Additional Sentence Imposed

Page 7 of 7

			TOTAL	.5	1	1.5	2	2.5	3	3.5	4	4.5	5	10	15	20	25	>25	LIFE	AVG
GRAND TOTALS			1,680	86	244	465	502	120	105	28	39	6	43	40	1	1				
VIOLATIONS			1,632	76	225	457	497	118	105	26	37	6	43	40	1	1				
ATTEMPTS			48	10	19	8	5	2		2	2									
Compiled Laws	Offense	Max. Penalty																		
800.283A	Prisons - Furnish Cellphone to Prisoner	5 ATTEMPTS	6	3	1	2														.7
			1		1															.6
801.2622	Jails - Prisoner Possess Weapon	5 ATTEMPTS	1			1														1.7
			1			1														1.4
801.2631	Jails - Furnish Contraband to Prisoner	5 ATTEMPTS	3	1		1		1												1.4
801.2632	Jails - Prisoner Possessing Contraband	5 ATTEMPTS	6			5			1											1.5
			1			1														1.5

NOTES: Be sure to check for related offense codes when examining a particular type of crime. They may or may not be in sequential order or even on the same page.

B
-
S
L

Largest minimum term is reported.

When minimum terms exceed maximum penalties, that may be due to anomalies in criminal justice practices, habitualized offenses, database errors, etc.

Each minimum term category is rounded up from the preceding category (for example, the ten-year category includes all minimums longer than five years up to exactly ten years).

Minimum term averages are based on raw data (with life sentences excluded from the calculations).

Source: Offender Management Network Information (OMNI)

B2b 2020 Commitments by Minimum Term Distribution – Drug Offenses

Includes Additional Sentence Imposed

Page 1 of 2

B - 26

			TOTAL	.5	1	1.5	2	2.5	3	3.5	4	4.5	5	10	15	20	25	>25	LIFE	AVG	
GRAND TOTALS			838	7	44	182	200	66	99	30	43	28	27	107	5						2.9
VIOLATIONS			828	6	43	176	198	66	99	30	43	28	27	107	5						3.0
ATTEMPTS			10	1	1	6	2														1.3
Compiled Laws	Offense	Max. Penalty																			
333.17766C1D	Contr. Sub. - Ephedrine/Pseudoephedrine Purchas/Possess to Make Meth	5 ATTEMPTS	4		1	2	1														1.5
333.7340C	Ephedrine/Pseudoephedrine - Solicit Another to Obtain	10 ATTEMPTS	1				1														1.7
333.73413	Contr. Sub. - Imitation Mfg/ Distribution	2 ATTEMPTS	2			1	1														1.4
333.74012A2	Contr. Sub. - Del/Mfg 450 - 999 Grams (Narc. or Cocaine)	30 ATTEMPTS	2											2							8.2
333.74012A3	Contr. Sub. - Del/Mfg 50 - 449 Grams (Narc. or Cocaine)	20 ATTEMPTS	27				6		5		6	1	1	8							4.5
333.74012A4	Contr. Sub. - Del/Mfg Under 50 Grams (Narc. or Cocaine)	20 ATTEMPTS	145		7	28	45	18	16	5	8	5	5	6	2						2.6
333.74012B-A	Contr. Sub. - Del/Mfg (Sched. 1-3), Except Marijuana	7 ATTEMPTS	2	1	1																.8
333.74012B-B	Contr. Sub. - Del/Mfg (Subs added Sched. 1-3 by Rule)	7 ATTEMPTS	14	1	1	5	4	2						1							1.9
333.74012B1	Contr. Sub. - Del/Mfg Meth/Ecstasy	20 ATTEMPTS	1			1															1.1
333.74012B1	Contr. Sub. - Del/Mfg Meth/Ecstasy	20 ATTEMPTS	254		1	4	32	19	47	13	17	20	17	83	1						13.4
333.74012C-A	Contr. Sub. - Del/Mfg (Sched. 4)	4 ATTEMPTS	2			1	1														1.6
333.74012D3	Contr. Sub. - Del/Mfg Marijuana	4 ATTEMPTS	3			1	2														1.8
333.74012F	Prescription Forms - Del/Mfg/ Intent	7 ATTEMPTS	1			1															1.5
333.7401C2A	Contr. Sub. - Operate/ Maintain Lab	10 ATTEMPTS	1				1														1.7
333.7401C2B	Contr. Sub. - Operate/ Maintain Lab Near Minor	20 ATTEMPTS	1											1							10.0
333.7401C2C	Contr. Sub. - Operate/Maintain Lab Involving Hazardous Waste	20 ATTEMPTS	2				1					1									3.1
333.7401C2D	Contr. Sub. - Operate/Maintain Lab Near Specified Places	20 ATTEMPTS	1			1															1.3
333.7401C2F	Contr. Sub. - Operate/Maintain Lab Involving Meth	20 ATTEMPTS	10		1		1	1	2	1			1	2	1						4.9
333.74022A	Contr. Sub. - Create/Del./ Intent Counterfeit (Narcotic)	10 ATTEMPTS	1			1															1.2
333.74022A-A	Contr. Sub. - Create/Del./Intent Counterfeit (Methamphetamine)	10 ATTEMPTS	1				1														2.0
333.74022E	Contr. Sub. - Create/Deliver Analogue	15 ATTEMPTS	12			5	2		3	1	1										2.2

NOTE: Be sure to check for related offense codes when examining a particular type of crime. They may or may not be in sequential order or even on the same page.

B2b 2020 Commitments by Minimum Term Distribution – Drug Offenses

Includes Additional Sentence Imposed

Page 2 of 2

B - 27

Compiled Laws	Offense	Max. Penalty
GRAND TOTALS		
VIOLATIONS		
ATTEMPTS		
333.74032A2	Contr. Sub. - Possess 450 - 999 Grams (Narcotic)	30 ATTEMPTS
333.74032A3	Contr. Sub. - Possess 50 - 449 Grams (Narcotic)	20 ATTEMPTS
333.74032A4	Contr. Sub. - Possess 25 - 49 Grams (Narcotic)	4 ATTEMPTS
333.74032A5	Contr. Sub. - Possess <25 Grams (Narcotic)	4 ATTEMPTS
333.74032B-A	Contr. Sub. - Possess Analogues/Sched. 1-4	2 ATTEMPTS
333.74032B1	Contr. Sub. - Possess Methamphetamine	10 ATTEMPTS
333.74042A	Contr. Sub. - Use (Narcotic/Cocaine/Meth/Ecstasy)	1 ATTEMPTS
333.74042B	Contr. Sub. - Use	1 ATTEMPTS
333.7405D	Contr. Sub. - Maintain Drug House	2 ATTEMPTS
333.74102-A	Contr. Sub. - Deliver <50 Grams, School Prop. (Narc/Cocaine)	60 ATTEMPTS

TOTAL	.5	1	1.5	2	2.5	3	3.5	4	4.5	5	10	15	20	25	>25	LIFE	AVG
838	7	44	182	200	66	99	30	43	28	27	107	5					2.9
828	6	43	176	198	66	99	30	43	28	27	107	5					3.0
10	1	1	6	2													1.3
1												1					14.0
5				1				1	1	2							4.1
1				1													2.0
74	2	11	32	18	6	5											1.6
15		9	6														1.1
241	2	11	86	79	20	21	10	7		1	4						2.0
6			5	1													1.4
1		1															1.0
1	1																.3
4			2					2									2.5
2				1				1									3.0

NOTES: Be sure to check for related offense codes when examining a particular type of crime. They may or may not be in sequential order or even on the same page.
 Largest minimum term is reported.
 When minimum terms exceed maximum penalties, that may be due to anomalies in criminal justice practices, habitualized offenses, database errors, etc.
 Each minimum term category is rounded up from the preceding category (for example, the ten-year category includes all minimums longer than five years up to exactly ten years).
 Minimum term averages are based on raw data (with life sentences excluded from the calculations).

Source: Offender Management Network Information (OMNI)

B2c 2020 Commitments by Minimum Term Distribution – Assaultive Offenses

Includes Additional Sentence Imposed

Page 1 of 7

B - 28

GRAND TOTALS			TOTAL	.5	1	1.5	2	2.5	3	3.5	4	4.5	5	10	15	20	25	>25	LIFE	AVG
VIOLATIONS			2,033	17	123	308	357	142	175	67	96	38	121	290	107	59	54	47	32	5.6
ATTEMPTS			1,957	16	109	287	339	133	168	65	94	38	121	288	107	59	54	47	32	5.8
Compiled Laws	Offense	Max. Penalty	76	1	14	21	18	9	7	2	2			2						1.9
257.601B3	Moving Violation - Death in Work Zone	15 ATTEMPTS	1			1														1.2
257.602A2	Police Officer - Flee - 4th Degree (Vehicle Code)	2 ATTEMPTS	12		3	7	1	1												1.4
257.602A3-A	Police Officer - Fleeing - 3rd Degree - Vehicle Code	5 ATTEMPTS	78	2	12	22	21	5	9	2	2	2	1							1.9
257.602A4	Police Officer - Flee - Causing Serious Bodily Injury (Vehicle Code)	10 ATTEMPTS	21		1	4	10	2	4		1									2.0
257.617	Fail to Stop at Accident - Serious Impairment/Death	5 ATTEMPTS	2				1													2.8
257.6173	Fail to Stop at Accident - At Fault Death Result	5 ATTEMPTS	6				5	1												2.1
257.6173	Fail to Stop at Accident - At Fault Death Result	15 ATTEMPTS	5				1	1	1		1			1						3.6
257.6254	Operating Vehicle Intoxicated, Causing Death	15 ATTEMPTS	22			2	3	3	2	3	2	2	1	3		1				8.1
257.6255-A	Operating Vehicle Intoxicated, Causing Serious Injury	5 ATTEMPTS	19			8	6	1		3				1						2.2
257.6255B	Operating with a High BAC Causing Serious Injury with a Prior Conviction	10 ATTEMPTS	2				1						1							3.3
257.6263	Driving - Reckless - Causing Serious Impairment of Body Function	5 ATTEMPTS	2		1						1									2.5
257.6264	Driving - Reckless - Causing Death	15 ATTEMPTS	5					1						3	1					7.7
257.9044	Operate - License Susp./Rev./Denied, Causing Death	15 ATTEMPTS	3				1	1								1				7.8
257.9045	Operate - License Susp./Rev./Denied, Causing Serious Injury	5 ATTEMPTS	2				2													1.8
750.110A2	Home Invasion - 1st Degree	20 ATTEMPTS	1		1															1.0
750.110A2	Home Invasion - 1st Degree	20 ATTEMPTS	67		1	1	4	7	7		6	2	9	22	6	2				6.1
750.1227B	Witness - Bribe/Intimidate/Interfere	10 ATTEMPTS	3	1	1		1													1.0
750.1227B	Witness - Bribe/Intimidate/Interfere	10 ATTEMPTS	3					1	1	1										2.9
750.1227C	Witness - Intimidate/Threaten to Kill or Injure	15 ATTEMPTS	1					1												2.3
750.1227C	Witness - Intimidate/Threaten to Kill or Injure	15 ATTEMPTS	2		1				1											2.0
750.1228	Witness - Retaliate Against	10 ATTEMPTS	2			1								1						3.7
750.136B2	Child Abuse - 1st Degree	15 ATTEMPTS	2																	10.5
750.136B2	Child Abuse - 1st Degree	15 ATTEMPTS	6						1					2	1	2				

NOTE: Be sure to check for related offense codes when examining a particular type of crime. They may or may not be in sequential order or even on the same page.

B2c 2020 Commitments by Minimum Term Distribution – Assaultive Offenses

Includes Additional Sentence Imposed

Page 2 of 7

B - 29

			TOTAL	.5	1	1.5	2	2.5	3	3.5	4	4.5	5	10	15	20	25	>25	LIFE	AVG
GRAND TOTALS			2,033	17	123	308	357	142	175	67	96	38	121	290	107	59	54	47	32	5.6
VIOLATIONS			1,957	16	109	287	339	133	168	65	94	38	121	288	107	59	54	47	32	5.8
ATTEMPTS			76	1	14	21	18	9	7	2	2			2						1.9
Compiled Laws	Offense	Max. Penalty																		
750.136B3	Child Abuse - 2nd Degree	4 ATTEMPTS	21			4	6	2	1		2		2	3	1					7.1
			1			1	1													1.9
750.136B4	Child Abuse - 3rd Degree	2 ATTEMPTS	4	1	1	1		1												1.3
750.145a	Children - Accost for Immoral Purposes	4 ATTEMPTS	12		1	4	7													1.6
750.145C2	Child Sexually Abusive Activity	20 ATTEMPTS	22			2	1	1	2	1	1	1	2	10		1				12.4
750.145C2B	Child Sexually Abusive Activity Aggravated	25 ATTEMPTS	5										5							7.6
750.145C3	Child Sexually Abusive Activity, Promote or Distribute	7 ATTEMPTS	8			1	1		2	1	1	1		1						3.4
750.145C3B	Child Sexually Abusive Activity, Aggravated Distribute/Promote	15 ATTEMPTS	1							1										3.3
750.145C4-A	Child Sexually Abusive Material, Possess	4 ATTEMPTS	9			4	4		1											3.3
750.145C4-A1	Child Sexually Abusive Material, Aggravated Possession	10 ATTEMPTS	8						1	1	2	1		3						5.1
750.145D2D	Computer/Internet - Plan Crime w/ Other, Max 4 - <10 yrs	10 ATTEMPTS	1											1						7.9
750.145D2F	Computer/Internet - Plan Crime w/ Other, Max 15+ yrs	20 ATTEMPTS	1											1						6.0
750.145N1	Vulnerable Adult Abuse - 1st Degree	15 ATTEMPTS	1			1														1.2
750.197C	Escape - From Jail Through Violence or Assault Prison Employee	4 ATTEMPTS	72	2	7	23	20	7	7	2	3		1							1.9
			6		5	1														1.0
750.200I1D	Harmful Devices - Unlawful Posses. Use, Cause Serious Injury	LIFE ATTEMPTS	1														1			22.0
750.2072A	Explosives - Place Near Property	15 ATTEMPTS	1						1											3.0
750.213	Extortion	20 ATTEMPTS	1											1						8.0
750.234A	Weapons - Firearms, Discharge from Vehicle	4 ATTEMPTS	7				1		2		1		2	1						4.0
750.234B	Weapons - Firearms, Discharge in/at Bldg.	4 ATTEMPTS	13		1	2		2	1	1	3		1	2						10.4

NOTE: Be sure to check for related offense codes when examining a particular type of crime. They may or may not be in sequential order or even on the same page.

B2c 2020 Commitments by Minimum Term Distribution – Assaultive Offenses

Includes Additional Sentence Imposed

Page 3 of 7

B - 30

			TOTAL	.5	1	1.5	2	2.5	3	3.5	4	4.5	5	10	15	20	25	>25	LIFE	AVG
GRAND TOTALS			2,033	17	123	308	357	142	175	67	96	38	121	290	107	59	54	47	32	5.6
VIOLATIONS			1,957	16	109	287	339	133	168	65	94	38	121	288	107	59	54	47	32	5.8
ATTEMPTS			76	1	14	21	18	9	7	2	2			2						1.9
Compiled Laws	Offense	Max. Penalty																		
750.316	Homicide	LIFE ATTEMPTS	2																2	
750.316-A	Homicide - Murder 1st Degree, Premeditated	LIFE ATTEMPTS	12															1	11	27.0
750.316-B	Homicide - Felony Murder	LIFE ATTEMPTS	10															1	9	28.0
750.316-C	Homicide - Open Murder, Statutory Short Form	LIFE ATTEMPTS	7																7	
750.317	Homicide - Murder 2nd Degree	LIFE ATTEMPTS	77										1	7	11	19	14	24	1	24.1
750.317A	Deliver Controlled Substance Cause Death	LIFE ATTEMPTS	6			1								4	1					8.5
750.321	Homicide - Manslaughter	15 ATTEMPTS	8				1	1	1				1	3		1				7.4
750.321-A	Homicide - Manslaughter, Statutory Short Form	15 ATTEMPTS	8		1				1	1			2	2	1					6.2
750.321-C	Homicide - Manslaughter, Involuntary	15 ATTEMPTS	7			1	1		3						3					7.5
750.321-E	Homicide - Manslaughter w/ Motor Vehicle	15 ATTEMPTS	2		1								1							3.2
750.335A2B	Aggravated Indecent Exposure	2 ATTEMPTS	7			6								1						2.6
750.335A2C	Indecent Exposure by Sexually Delinquent Person	LIFE ATTEMPTS	9	2	1		1				1	1		2	1					4.1
750.338	Gross Indecency Between Males, Commit/Procure	5 ATTEMPTS	1				1													1.8
750.338B	Gross Indecency Between Male & Female, Commit/Procure	5 ATTEMPTS	1		1															1.0
750.349	Kidnapping	LIFE ATTEMPTS	3			1	2													1.8
750.349B	Unlawful Imprisonment	15 ATTEMPTS	1												1					15.0
750.377B	Malicious Destruction Fire/ Police Property	4 ATTEMPTS	5			1			1				1	1	1					6.2
750.411i	Stalking - Aggravated	5 ATTEMPTS	3			2		1												1.8
			12		1	4	4	3												1.7
			1		1															1.3
			23		1	5	8	3	2	1	2			1						2.3
			1			1														1.4

NOTE: Be sure to check for related offense codes when examining a particular type of crime. They may or may not be in sequential order or even on the same page.

B2c 2020 Commitments by Minimum Term Distribution – Assaultive Offenses

Includes Additional Sentence Imposed

Page 4 of 7

B - 31

			TOTAL	.5	1	1.5	2	2.5	3	3.5	4	4.5	5	10	15	20	25	>25	LIFE	AVG
GRAND TOTALS			2,033	17	123	308	357	142	175	67	96	38	121	290	107	59	54	47	32	5.6
VIOLATIONS			1,957	16	109	287	339	133	168	65	94	38	121	288	107	59	54	47	32	5.8
ATTEMPTS			76	1	14	21	18	9	7	2	2			2						1.9
Compiled Laws	Offense	Max. Penalty																		
750.459	Prostitution - Transport Female (perhaps compel)	20 ATTEMPTS	1		1															1.0
750.4792	Public Officer - Assault/Obstruct	2 ATTEMPTS	1			1														1.0
750.479A2	Police Officer - Flee (Penal Code) 4th Degree	2 ATTEMPTS	5		3	1		1												1.3
750.479A3	Police Officer - Flee (Penal Code) 3rd Degree	5 ATTEMPTS	19		2	4	7	2	2	1					1					2.5
750.479A4-A	Police Officer - Flee (Penal Code) -2nd Offense	10 ATTEMPTS	2				1		1											2.3
750.479B1	Peace Officer - Disarming - Non-Firearm	4 ATTEMPTS	1					1												2.3
750.479B2	Peace Officer - Disarming - Firearm	10 ATTEMPTS	1						1											3.0
750.483A2B	Interfere w/ Crime Report Threat to Kill/Injure	10 ATTEMPTS	2								1		1							3.8
750.520B	CSC - 1st Degree - Multiple Variables	LIFE ATTEMPTS	21				1							7	6	4		3		16.6
750.520B1A	CSC - 1st Degree - Person Under 13	LIFE ATTEMPTS	30				1	1	1	1		2	1	9	8	3	3			10.9
750.520B1B	CSC - 1st Degree - Relationship	LIFE ATTEMPTS	23								1		1	8	5	7	1			12.5
750.520B1C	CSC - 1st Degree - During Felony	LIFE ATTEMPTS	5											2	2		1			14.0
750.520B1E	CSC - 1st Degree - Weapon Used	LIFE ATTEMPTS	2											1			1			16.5
750.520B1F	CSC - 1st Degree - Personal Injury	LIFE ATTEMPTS	9										1	1	4	3				14.1
750.520B1H	CSC - 1st Degree - Mentally Disabled Relationship	LIFE ATTEMPTS	1												1					12.0
750.520B2B	CSC - 1st Degree - Person <13, Defendant 17+ yrs.	LIFE ATTEMPTS	31					1			1			1	6		19	3		21.7
750.520B2C	CSC - 1st Degree - Person <13, Defendant 17+ yrs - 2nd Offense	LIFE ATTEMPTS	1															1		30.0
750.520C	CSC - 2nd Degree - Multiple Variables	15 ATTEMPTS	10				2	2	1		1	1		2	1					4.7

NOTE: Be sure to check for related offense codes when examining a particular type of crime. They may or may not be in sequential order or even on the same page.

B2c 2020 Commitments by Minimum Term Distribution – Assaultive Offenses

Includes Additional Sentence Imposed

Page 5 of 7

B - 32

			TOTAL	.5	1	1.5	2	2.5	3	3.5	4	4.5	5	10	15	20	25	>25	LIFE	AVG
GRAND TOTALS			2,033	17	123	308	357	142	175	67	96	38	121	290	107	59	54	47	32	5.6
VIOLATIONS			1,957	16	109	287	339	133	168	65	94	38	121	288	107	59	54	47	32	5.8
ATTEMPTS			76	1	14	21	18	9	7	2	2			2						1.9
Compiled Laws	Offense	Max. Penalty																		
750.520C1A	CSC - 2nd Degree - Person Under 13	15 ATTEMPTS	20			3	1	3	1		2	1		5	4					4.1
750.520C1B	CSC - 2nd Degree - Relationship	15 ATTEMPTS	14			2	2			2	1	1	2	4						2.5
750.520C1C	CSC - 2nd Degree - During Felony	15 ATTEMPTS	4				1		2					1						3.4
750.520C1D	CSC - 2nd Degree - Accomplices	15 ATTEMPTS	1											1						5.7
750.520C1F	CSC - 2nd Degree - Personal Injury	15 ATTEMPTS	3				1				2									3.3
750.520C1G	CSC - 2nd Degree - Injury to Incapacitated Victim	15 ATTEMPTS	1											1						1.2
750.520C1H	CSC - 2nd Degree - Mentally Disabled Relationship	15 ATTEMPTS	1				1													5.9
750.520C2B	CSC - 2nd Degree - Person <13, Defendant 17+ yrs.	15 ATTEMPTS	42		1	1	3	4	5	3	4	1	7	8	1	2	1		1	2.0
750.520D	CSC - 3rd Degree - Multiple Variables	15 ATTEMPTS	26				1	2	2	2	3	1	5	7	2	1				6.0
750.520D1A	CSC - 3rd Degree - Person 13-15	15 ATTEMPTS	3			1	1		1											1.9
750.520D1B	CSC - 3rd Degree - Force/Coercion	15 ATTEMPTS	66		1	2	5	2	9	2	7	3	6	24	2	2		1		5.8
750.520D1C	CSC - 3rd Degree - Incapacitated Victim	15 ATTEMPTS	2			1	1													2.1
750.520D1D	CSC - 3rd Degree - Incest	15 ATTEMPTS	27			1		1		2	1	1	6	13	1	1				6.3
750.520D1E	CSC - 3rd Degree - Student	15 ATTEMPTS	3			1	1		1				1							1.6
750.520E	CSC - 4th Degree - Multiple Variables	2 ATTEMPTS	3										1							7.4
750.520E1A	CSC - 4th Degree - Force/Coercion	2 ATTEMPTS	9					1			1		1	7						2.3
750.520E1A-A	CSC - 4th Degree - Victim 13-16	2 ATTEMPTS	1											2						2.7
750.520E1G	CSC - 4th Degree - Incest	2 ATTEMPTS	3									1								7.6
			5		1	4														2.4
			11		2	5	1	1	1		1									6.6
			4			4														1.3
			1			1														1.8
																				2.7
																				1.3

NOTE: Be sure to check for related offense codes when examining a particular type of crime. They may or may not be in sequential order or even on the same page.

B2c 2020 Commitments by Minimum Term Distribution – Assaultive Offenses

Includes Additional Sentence Imposed

Page 6 of 7

B - 33

			TOTAL	.5	1	1.5	2	2.5	3	3.5	4	4.5	5	10	15	20	25	>25	LIFE	AVG
GRAND TOTALS			2,033	17	123	308	357	142	175	67	96	38	121	290	107	59	54	47	32	5.6
VIOLATIONS			1,957	16	109	287	339	133	168	65	94	38	121	288	107	59	54	47	32	5.8
ATTEMPTS			76	1	14	21	18	9	7	2	2			2						1.9
Compiled Laws	Offense	Max. Penalty																		
750.520E1H	CSC - 4th Degree - Foster Care	2 ATTEMPTS	1			1														1.3
750.520G1	CSC - Assault w/ Intent to Commit Sexual Penetration	10 ATTEMPTS	31		1	7	5	3	5	3			4	3						3.0
750.520G2	CSC - 2nd Degree Assault	5 ATTEMPTS	9			3	3	1		2										2.0
750.529	Robbery - Armed	LIFE ATTEMPTS	113		1	1	4	3	10	4	6	7	18	29	12	5	8	5		9.2
750.529-A	Robbery - Armed - Serious Injury	LIFE ATTEMPTS	4											3		1				11.8
750.529A	Carjacking	LIFE ATTEMPTS	20					1	1	3	1			12	2					7.1
750.530	Robbery - Unarmed	15 ATTEMPTS	79		4	5	20	9	12	3	5	3	5	10	3					3.5
750.531	Bank Robbery/Safe Breaking	LIFE ATTEMPTS	6		2	2	1		1							1				1.5
750.531-A	Bank Robbery	LIFE ATTEMPTS	1																	15.0
750.531B	Safe Breaking	LIFE ATTEMPTS	6				1	1		1	1	1		1						5.6
750.532	Seduction	5 ATTEMPTS	5				1	1					1	2						5.1
750.539J2A2	Surveil Unclothed Person - 2nd Offense	5 ATTEMPTS	1		1															2.0
750.539J2B	Capture/Distribute Image of Unclothed Person	5 ATTEMPTS	1		1															1.9
750.5405B	Interfere w/ Electronic Communications, Injury/Death	4 ATTEMPTS	2				1		1											2.5
750.731	Arson - Second Degree	20 ATTEMPTS	5				1				1			3						5.1
750.74	Arson - Personal Property, Over \$50	4 ATTEMPTS	6		2			1					1	2						3.5
750.751	Fourth Degree Arson	5 ATTEMPTS	1					1												3.0
750.814	Domestic Violence - 3rd Offense	2 ATTEMPTS	2				2													2.0
			139	1	12	40	45	14	15	4	6			1	1					4.2
			1				1													1.7

NOTE: Be sure to check for related offense codes when examining a particular type of crime. They may or may not be in sequential order or even on the same page.

B2c 2020 Commitments by Minimum Term Distribution – Assaultive Offenses

Includes Additional Sentence Imposed

Page 7 of 7

B - 34

GRAND TOTALS			TOTAL	.5	1	1.5	2	2.5	3	3.5	4	4.5	5	10	15	20	25	>25	LIFE	AVG
VIOLATIONS			2,033	17	123	308	357	142	175	67	96	38	121	290	107	59	54	47	32	5.6
ATTEMPTS			1,957	16	109	287	339	133	168	65	94	38	121	288	107	59	54	47	32	5.8
Compiled Laws	Offense	Max. Penalty	76	1	14	21	18	9	7	2	2			2						1.9
750.81A3	Domestic Violence, Aggravated -2nd Offense	2 ATTEMPTS	5			2	2			1										1.9
750.81D1	Police Officer - Assault/Resist/Obstruct	2 ATTEMPTS	115	3	26	42	28	5	7	1	1		1	1						1.6
750.81D2	Police Officer - Assault/Resist/Obstruct,Causing Injury	4 ATTEMPTS	13		1	5	6	1												1.7
750.81D3	Police Officer - Assault/Resist/Obstruct,Serious Impairment	15 ATTEMPTS	1						1											3.0
750.82	Felonious Assault	4 ATTEMPTS	103	3	11	27	43	10	4		3		1	1						1.9
750.822	Weapon-Free Schools - Assault w/Dangerous Weapon	4 ATTEMPTS	6		3	3			1											1.2
750.83	Assault w/ Intent to Murder	LIFE ATTEMPTS	1						1		1		1	13	11	3	1	6	1	15.6
750.84	Assault w/ Intent to do Great Bodily Harm Less Than Murder	10 ATTEMPTS	179	2	7	16	29	19	26	10	14	4	23	22	4		3			7.9
750.841B	Assault by Strangulation	10 ATTEMPTS	17			2	5	3	3	1	1			2						5.7
750.85	Torture	LIFE ATTEMPTS	3			2	1													1.5
750.85	Torture	LIFE ATTEMPTS	2			2												2		1.4
750.87	Assault w/ Intent to Commit Felony	10 ATTEMPTS	4												2			2		21.6
750.88	Assault w/ Intent to Rob While Unarmed	15 ATTEMPTS	1												1					12.0
750.89	Assault w/ Intent to Rob While Armed	LIFE ATTEMPTS	6		1				1				3				1			7.3
750.91	Homicide - Attempted Murder	LIFE ATTEMPTS	7				1	1	3		1			1						3.3
750.91	Homicide - Attempted Murder	LIFE ATTEMPTS	1												1					12.0

NOTES: Be sure to check for related offense codes when examining a particular type of crime. They may or may not be in sequential order or even on the same page.
 Largest minimum term is reported.
 When minimum terms exceed maximum penalties, that may be due to anomalies in criminal justice practices, habitualized offenses, database errors, etc.
 Each minimum term category is rounded up from the preceding category (for example, the ten-year category includes all minimums longer than five years up to exactly ten years).
 Minimum term averages are based on raw data (with life sentences excluded from the calculations).

Source: Offender Management Network Information (OMNI)

B3 2020 Commitments by Minimum Term Distribution for Women – All Offenses

Includes Additional Sentence Imposed
Page 1 of 6

B - 35

GRAND TOTALS			TOTAL	.5	1	1.5	2	2.5	3	3.5	4	4.5	5	10	15	20	25	>25	LIFE	AVG
VIOLATIONS			411	5	38	120	95	31	35	7	18	8	14	26	3	6	2	2	1	2.9
ATTEMPTS			405	5	37	117	94	30	35	7	18	8	14	26	3	6	2	2	1	2.9
Max. Penalty			6		1	3	1	1												1.6
Compiled Laws	Offense	Max. Penalty																		
28.729	Sex Offenders - Failure to Register	4 ATTEMPTS	1				1													1.8
257.602A2	Police Officer - Flee - 4th Degree (Vehicle Code)	2 ATTEMPTS	1			1														1.2
257.602A3-A	Police Officer - Fleeing - 3rd Degree -Vehicle Code	5 ATTEMPTS	4		1	2	1													1.3
257.617	Fail to Stop at Accident - Serious Impairment/Death	5 ATTEMPTS	1				1													2.0
257.6173	Fail to Stop at Accident - At Fault Death Result	15 ATTEMPTS	1								1									4.0
257.6254	Operating Vehicle Intoxicated, Causing Death	15 ATTEMPTS	4			1	1	1				1								2.6
257.6255-A	Operating Vehicle Intoxicated, Causing Serious Injury	5 ATTEMPTS	3			2	1													1.7
257.6255B	Operating with a High BAC Causing Serious Injury with a Prior Conviction	10 ATTEMPTS	1				1													1.9
257.6256D	Operating Vehicle Intoxicated, Contr. Sub. - 3rd Offense	5 ATTEMPTS	11		2	5	2	1					1							1.9
257.6257A2	Operating Vehicle Intoxicated, w/ Occupant <16 - 2nd+ Ofns.	5 ATTEMPTS	3				2						1							5.8
257.6263	Driving - Reckless - Causing Serious Impairment of Body Function	5 ATTEMPTS	1								1									4.0
257.6264	Driving - Reckless - Causing Death	15 ATTEMPTS	1					1												2.5
333.74012A3	Contr. Sub. - Del/Mfg 50 - 449 Grams (Narc. or Cocaine)	20 ATTEMPTS	4				2		2											2.5
333.74012A4	Contr. Sub. - Del/Mfg Under 50 Grams (Narc. or Cocaine)	20 ATTEMPTS	14			3	3	2	2	1	2	1								2.6
333.74012B-A	Contr. Sub. - Del/Mfg (Sched. 1-3), Except Marijuana	7 ATTEMPTS	4	1		3														1.1
333.74012B-B	Contr. Sub. - Del/Mfg (Subs added Sched. 1-3 by Rule)	7 ATTEMPTS	1			1														1.1
333.74012B1	Contr. Sub. - Del/Mfg Meth /Ecstasy	20 ATTEMPTS	54			2	10	9	12	3	4	1		13						7.2
333.74012C-A	Contr. Sub. - Del/Mfg (Sched. 4)	4 ATTEMPTS	1			1														1.3

NOTE: Be sure to check for related offense codes when examining a particular type of crime. They may or may not be in sequential order or even on the same page.

B3 2020 Commitments by Minimum Term Distribution for Women – All Offenses

Includes Additional Sentence Imposed

Page 2 of 6

B - 36

GRAND TOTALS			TOTAL	.5	1	1.5	2	2.5	3	3.5	4	4.5	5	10	15	20	25	>25	LIFE	AVG
VIOLATIONS			411	5	38	120	95	31	35	7	18	8	14	26	3	6	2	2	1	2.9
ATTEMPTS			405	5	37	117	94	30	35	7	18	8	14	26	3	6	2	2	1	2.9
Max. Penalty			6		1	3	1	1												1.6
Compiled Laws	Offense	Max. Penalty																		
333.74012F	Prescription Forms - Del/Mfg/Intent	7 ATTEMPTS	1			1														1.5
333.7401C2A	Contr. Sub. - Operate/Maintain Lab	10 ATTEMPTS	1				1													1.7
333.7401C2D	Contr. Sub. - Operate/Maintain Lab Near Specified Places	20 ATTEMPTS	1			1														1.3
333.74022E	Contr. Sub. - Create/Deliver Analogue	15 ATTEMPTS	2			2														1.3
333.74032A3	Contr. Sub. - Possess 50 - 449 Grams (Narcotic)	20 ATTEMPTS	1										1							5.0
333.74032A5	Contr. Sub. - Possess <25 Grams (Narcotic)	4 ATTEMPTS	17		5	9	3													1.3
333.74032B-A	Contr. Sub. - Possess Analogues/Sched. 1-4	2 ATTEMPTS	3		1	2														1.2
333.74032B1	Contr. Sub. - Possess Methamphetamine	10 ATTEMPTS	62	2	3	25	20	5	5	1	1									1.7
445.65	Identity Theft	5 ATTEMPTS	3		1	1	1													1.2
445.67	Identity Theft - Obtain/Possess/Transfer ID w/ Intent	5 ATTEMPTS	1				1													2.0
750.110	Breaking & Entering - Bldg. w/ Intent	15 ATTEMPTS	2				1		1											2.5
750.110A2	Home Invasion - 1st Degree	20 ATTEMPTS	2						1				1							4.0
750.110A3	Home Invasion - 2nd Degree	15 ATTEMPTS	10		1			2			3	2	1	1						3.7
750.110A4	Home Invasion - 3rd Degree	5 ATTEMPTS	5			3	1			1										1.8
750.131A1	Check - No Account	2 ATTEMPTS	1		1															1.0
750.136B2	Child Abuse - 1st Degree	15 ATTEMPTS	1												1					12.0
750.136B3	Child Abuse - 2nd Degree	4 ATTEMPTS	5			2	1	1			1									4.3
			1				1													1.9
750.157N1	Financial Transaction Device - Steal/Retain w/o Consent	4 ATTEMPTS	4		1	2	1													1.3

NOTE: Be sure to check for related offense codes when examining a particular type of crime. They may or may not be in sequential order or even on the same page.

B3 2020 Commitments by Minimum Term Distribution for Women – All Offenses

Includes Additional Sentence Imposed

Page 3 of 6

B - 37

			TOTAL	.5	1	1.5	2	2.5	3	3.5	4	4.5	5	10	15	20	25	>25	LIFE	AVG
GRAND TOTALS			411	5	38	120	95	31	35	7	18	8	14	26	3	6	2	2	1	2.9
VIOLATIONS			405	5	37	117	94	30	35	7	18	8	14	26	3	6	2	2	1	2.9
ATTEMPTS			6		1	3	1	1												1.6
Compiled Laws	Offense	Max. Penalty																		
750.15911	Criminal Enterprise - Conduct	20 ATTEMPTS	1			1														1.4
750.160	Dead Bodies - Disinterment and Mutilation	10 ATTEMPTS	1										1							5.0
750.1744A	Embezzle - Agent or Trustee, \$1K - <\$20K	5 ATTEMPTS	1				1													2.0
750.1746	Embezzle - \$50K - <\$100K	15 ATTEMPTS	3				1	1					1							3.1
750.1747	Embezzlement - \$100K or More	15 ATTEMPTS	3			1	1					1								2.6
750.197C	Escape - From Jail Through Violence or Assault Prison Employee	4 ATTEMPTS	2		1			1												1.7
750.199A	Bond - Abscond or Forfeit	4 ATTEMPTS	1			1														1.5
750.2184A	False Pretenses - \$1K - <\$20K	5 ATTEMPTS	2		1	1														1.0
750.2185A	False Pretenses - \$20K or More	10 ATTEMPTS	1			1														1.3
750.21871A	False Pretenses - \$100,000 or More	20 ATTEMPTS	1											1						9.0
750.224F	Weapons - Firearms, Possession by Felon	5 ATTEMPTS	3		2		1													1.3
750.227	Weapons - Carry Concealed	5 ATTEMPTS	1			1														1.2
750.227B-A	Weapons - Felony Firearm	2 ATTEMPTS	4				4													2.0
750.234B	Weapons - Firearms, Discharge from Vehicle Causing Injury	15 ATTEMPTS	1								1									4.0
750.249	Utter & Publish	14 ATTEMPTS	5			2	2		1											1.8
750.316-A	Homicide - Murder 1st Degree, Premeditated	LIFE ATTEMPTS	1															1		27.0
750.316-B	Homicide - Felony Murder	LIFE ATTEMPTS	1																1	
750.317	Homicide - Murder 2nd Degree	LIFE ATTEMPTS	10											2	1	5	1	1		17.6

NOTE: Be sure to check for related offense codes when examining a particular type of crime. They may or may not be in sequential order or even on the same page.

B3 2020 Commitments by Minimum Term Distribution for Women – All Offenses

Includes Additional Sentence Imposed
 Page 4 of 6

B - 38

			TOTAL	.5	1	1.5	2	2.5	3	3.5	4	4.5	5	10	15	20	25	>25	LIFE	AVG
GRAND TOTALS			411	5	38	120	95	31	35	7	18	8	14	26	3	6	2	2	1	2.9
VIOLATIONS			405	5	37	117	94	30	35	7	18	8	14	26	3	6	2	2	1	2.9
ATTEMPTS			6		1	3	1	1												1.6
Compiled Laws	Offense	Max. Penalty																		
750.321	Homicide - Manslaughter	15	1											1						6.0
	ATTEMPTS																			
750.321-A	Homicide - Manslaughter, Statutory Short Form	15	1										1							5.0
	ATTEMPTS																			
750.321-C	Homicide - Manslaughter, Involuntary	15	2				1		1											2.5
	ATTEMPTS		1			1														1.3
750.321-E	Homicide - Manslaughter w/Motor Vehicle	15	1			1														1.3
	ATTEMPTS																			
750.3563A	Larceny - \$1K - <\$20K	5	1	1																.5
	ATTEMPTS																			
750.356A1	Larceny - From Motor Vehicle	5	1		1															1.0
	ATTEMPTS																			
750.356C	Retail Fraud - 1st Degree	5	20		4	6	8	1			1									1.7
	ATTEMPTS																			
750.357	Larceny from Person	10	1				1													2.0
	ATTEMPTS		1					1												2.5
750.357B	Weapons - Firearms - Larceny	5	1			1														1.2
	ATTEMPTS																			
750.360	Larceny in Building	4	4		1	2			1											1.6
	ATTEMPTS																			
750.411A1B	False Report of Felony	4	1			1														1.5
	ATTEMPTS																			
750.411i	Stalking - Aggravated	5	2			1	1													1.5
	ATTEMPTS																			
750.413	Motor Vehicle - Unlawful Drive Away	5	3		1	1	1													1.3
	ATTEMPTS																			
750.414	Motor Vehicle - Unlawful Use	2	2			2														1.1
	ATTEMPTS																			
750.479A3	Police Officer - Flee (Penal Code) 3rd Degree	5	1				1													1.9
	ATTEMPTS																			
750.479B2	Peace Officer - Disarming - Firearm	10	1			1														1.5
	ATTEMPTS																			
750.483A6A	Tamper w/ Evidence	4	1				1													2.0
	ATTEMPTS																			
750.483A6B	Tamper w/ Evidence - Criminal Case Max >10 yr Term	10	2						2											3.0
	ATTEMPTS																			

NOTE: Be sure to check for related offense codes when examining a particular type of crime. They may or may not be in sequential order or even on the same page.

B3 2020 Commitments by Minimum Term Distribution for Women – All Offenses

Includes Additional Sentence Imposed
 Page 5 of 6

B - 39

Compiled Laws	Offense	Max. Penalty
	GRAND TOTALS	
	VIOLATIONS	
	ATTEMPTS	
750.505-A	Obstruction of Justice	5 ATTEMPTS
750.505-B	Accessory After the Fact to Felony	5 ATTEMPTS
750.520B1A	CSC - 1st Degree - Person Under 13	LIFE ATTEMPTS
750.520B2B	CSC - 1st Degree - Person <13,Defendant 17+ yrs.	LIFE ATTEMPTS
750.520C1A	CSC - 2nd Degree - Person Under 13	15 ATTEMPTS
750.520D1A	CSC - 3rd Degree - Person 13-15	15 ATTEMPTS
750.520D1B	CSC - 3rd Degree - Force/Coercion	15 ATTEMPTS
750.520D1E	CSC - 3rd Degree - Student	15 ATTEMPTS
750.520G1	CSC - Assault w/ Intent to Commit Sexual Penetration	10 ATTEMPTS
750.529	Robbery - Armed	LIFE ATTEMPTS
750.529-A	Robbery - Armed - Serious Injury	LIFE ATTEMPTS
750.530	Robbery - Unarmed	15 ATTEMPTS
750.5353A	Stolen Prop. - Receive & Conceal, \$1K - <\$20K	5 ATTEMPTS
750.5357	Stolen Prop. - Receive & Conceal, Motor Vehicle	5 ATTEMPTS
750.731	Arson - Second Degree	20 ATTEMPTS
750.74	Arson - Personal Property, Over \$50	4 ATTEMPTS
750.814	Domestic Violence - 3rd Offense	2 ATTEMPTS
750.81D1	Police Officer - Assault/Resist/Obstruct	2 ATTEMPTS

TOTAL	.5	1	1.5	2	2.5	3	3.5	4	4.5	5	10	15	20	25	>25	LIFE	AVG
411	5	38	120	95	31	35	7	18	8	14	26	3	6	2	2	1	2.9
405	5	37	117	94	30	35	7	18	8	14	26	3	6	2	2	1	2.9
6		1	3	1	1												1.6
2			1							1							3.0
2			1			1											2.3
2											1		1				15.0
1											1						10.0
1								1									3.6
3				1					1		1						4.0
1										1							5.0
1									1								4.3
1										1							4.6
10		1		1		1	1	1		2	2			1			6.0
1											1						9.0
8			1	4	2						1						2.3
1		1															1.0
2			2														1.4
2			1	1													1.5
2				1				1									3.0
2		1			1												1.8
6			3	2	1												1.7
10		3	5	2													1.3

NOTE: Be sure to check for related offense codes when examining a particular type of crime. They may or may not be in sequential order or even on the same page.

B3 2020 Commitments by Minimum Term Distribution for Women – All Offenses

Includes Additional Sentence Imposed
Page 6 of 6

B - 40

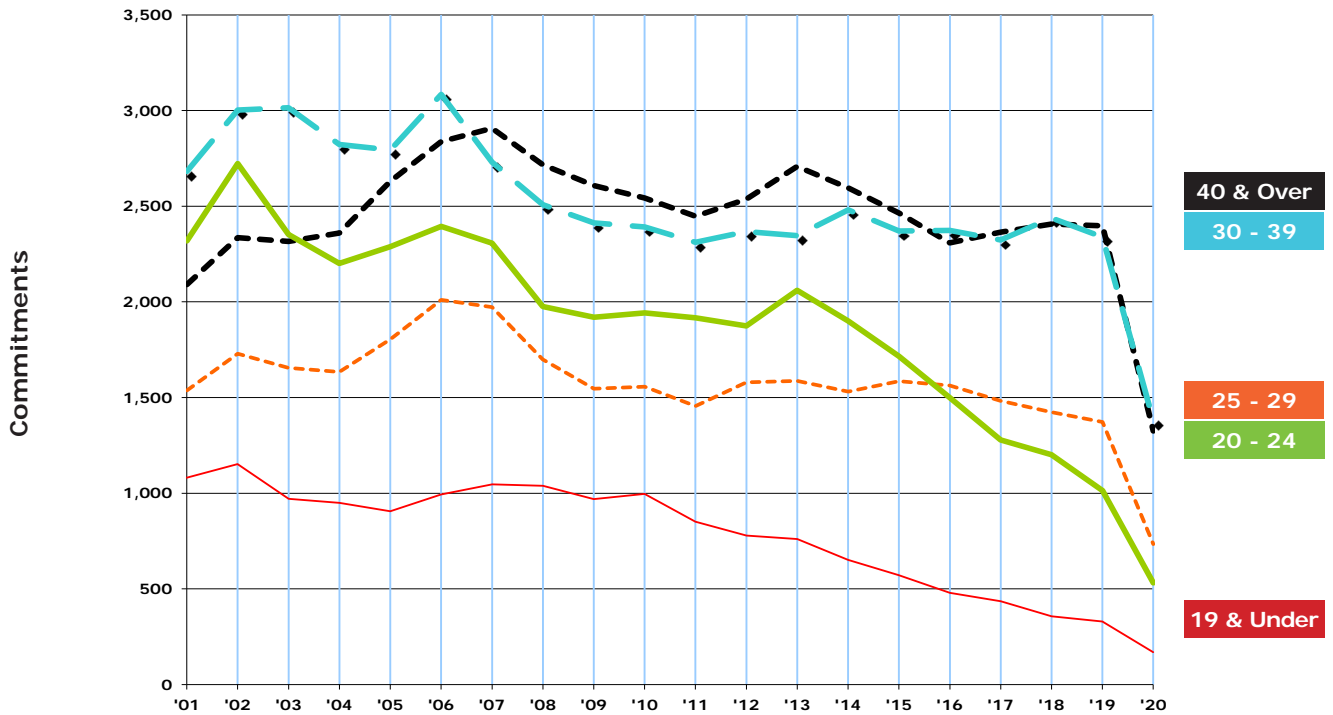
			TOTAL	.5	1	1.5	2	2.5	3	3.5	4	4.5	5	10	15	20	25	>25	LIFE	AVG
GRAND TOTALS			411	5	38	120	95	31	35	7	18	8	14	26	3	6	2	2	1	2.9
VIOLATIONS			405	5	37	117	94	30	35	7	18	8	14	26	3	6	2	2	1	2.9
ATTEMPTS			6		1	3	1	1												1.6
Compiled Laws	Offense	Max. Penalty																		
750.82	Felonious Assault	4	10		2	5	2		1											1.5
		ATTEMPTS	1			1														1.3
750.83	Assault w/ Intent to Murder	LIFE	2											1	1					11.5
		ATTEMPTS																		
750.84	Assault w/ Intent to do Great Bodily Harm Less Than Murder	10	7		1	2	1	1	2											1.9
		ATTEMPTS																		
752.1084	Organized Retail Crime	5	1			1														1.1
		ATTEMPTS																		
752.7973D	Computers - Use to Commit Crime Max 4 yrs - <10 yrs	7	1			1														1.3
		ATTEMPTS																		
752.7973F	Computers - Use to Commit Crime Max 20 yrs or More	20	1											1						7.0
		ATTEMPTS																		
767A.91A	Prosecutor's Investigative Perjury	15	1						1											3.0
		ATTEMPTS																		
771.3F	Tampering with Electronic Monitoring Device	2	1		1															.8
		ATTEMPTS																		
800.2814	Prisons - Prisoner Possessing Contraband	5	1		1															1.0
		ATTEMPTS																		
801.2631	Jails - Furnish Contraband to Prisoner	5	2	1		1														.9
		ATTEMPTS																		
801.2632	Jails - Prisoner Possessing Contraband	5	2			1			1											2.2
		ATTEMPTS																		

NOTES: Be sure to check for related offense codes when examining a particular type of crime. They may or may not be in sequential order or even on the same page.
 Largest minimum term is reported.
 When minimum terms exceed maximum penalties, that may be due to anomalies in criminal justice practices, habitualized offenses, database errors, etc.
 Each minimum term category is rounded up from the preceding category (for example, the ten-year category includes all minimums longer than five years up to exactly ten years).
 Minimum term averages are based on raw data (with life sentences excluded from the calculations).

Source: Offender Management Network Information (OMNI)

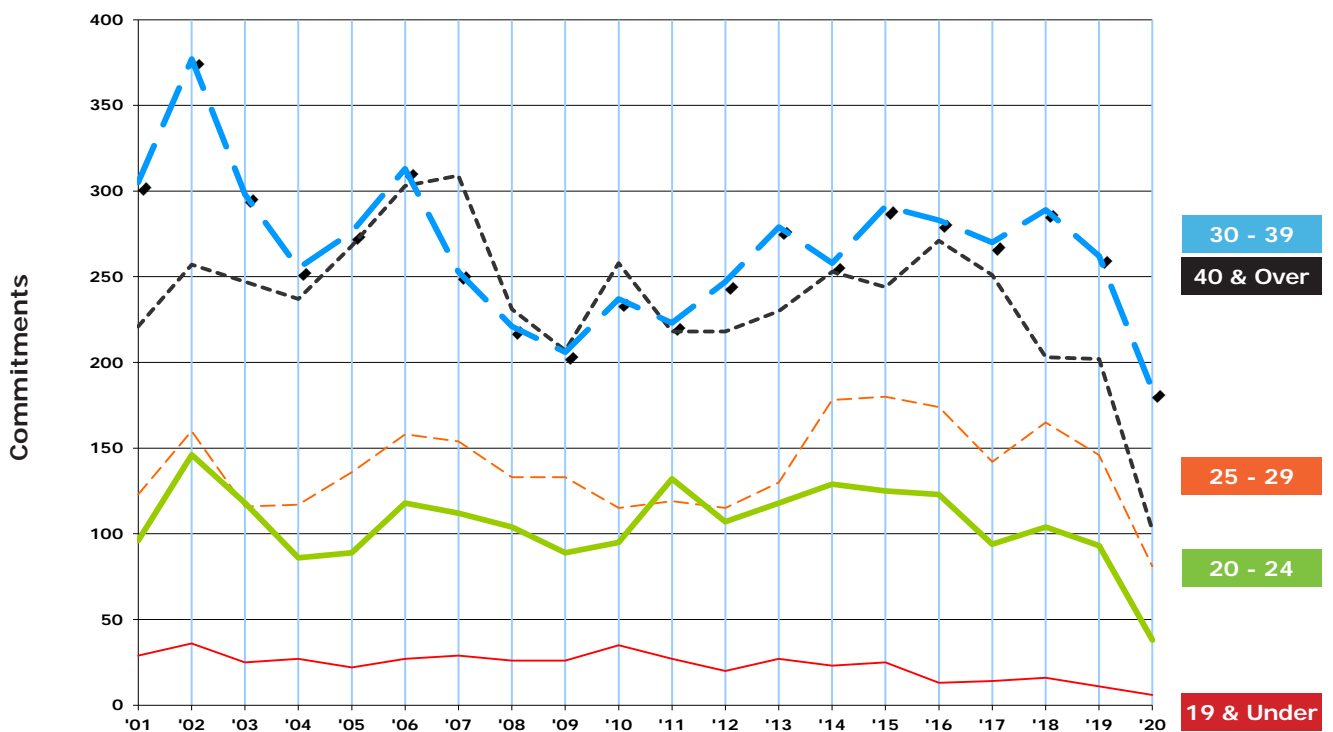
B4a Commitments by Age for Men, 2001 - 2020

Includes Additional Sentence Imposed



Commitments by Age for Women, 2001 - 2020

Includes Additional Sentence Imposed



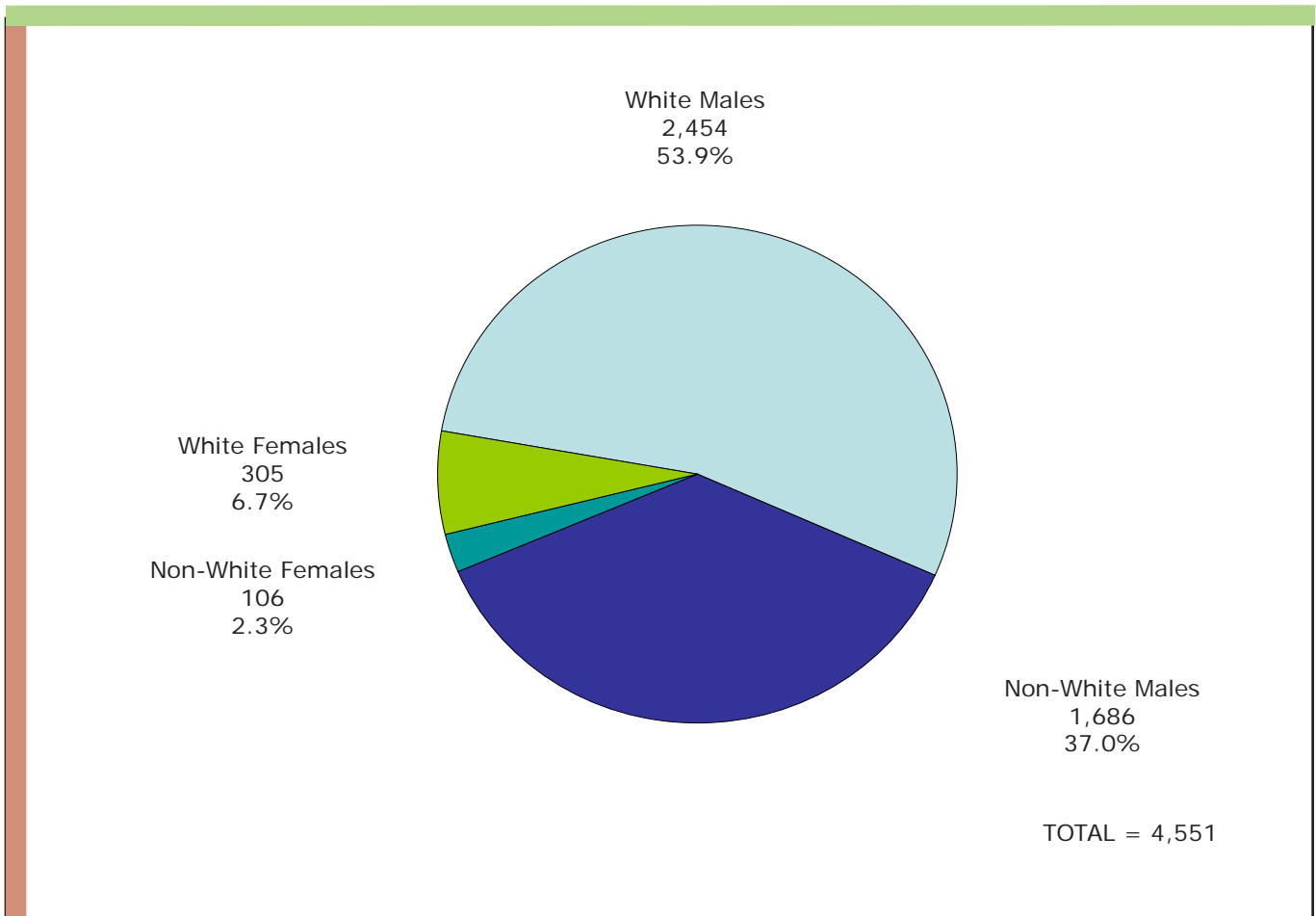
B4b 2020 Commitments by Age, Race and Gender

Includes Additional Sentence Imposed

AGE GROUP	TOTAL COMMITMENTS	MALE COMMITMENTS			FEMALE COMMITMENTS		
		Total Male	White	Non-White	Total Female	White	Non-White
19 and Under	175	169	61	108	6	4	2
20 - 24	570	532	233	299	38	24	14
25 - 29	815	734	369	365	81	59	22
30 - 39	1,564	1,380	921	459	184	144	40
40 and Over	1,427	1,325	870	455	102	74	28
Totals	4,551	4,140	2,454	1,686	411	305	106

B5 2020 Commitments by Race and Gender

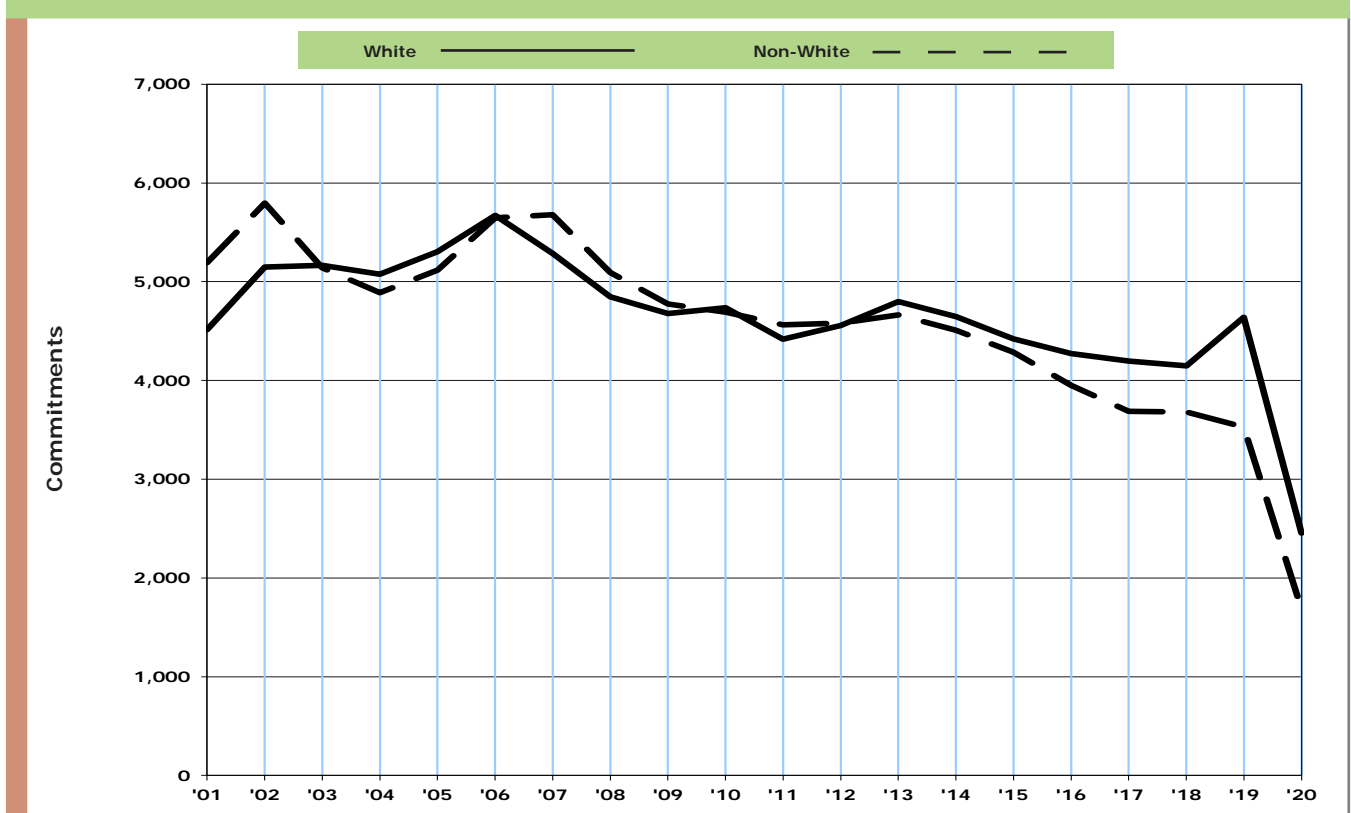
Includes Additional Sentence Imposed



Source: Offender Management Network Information (OMNI)

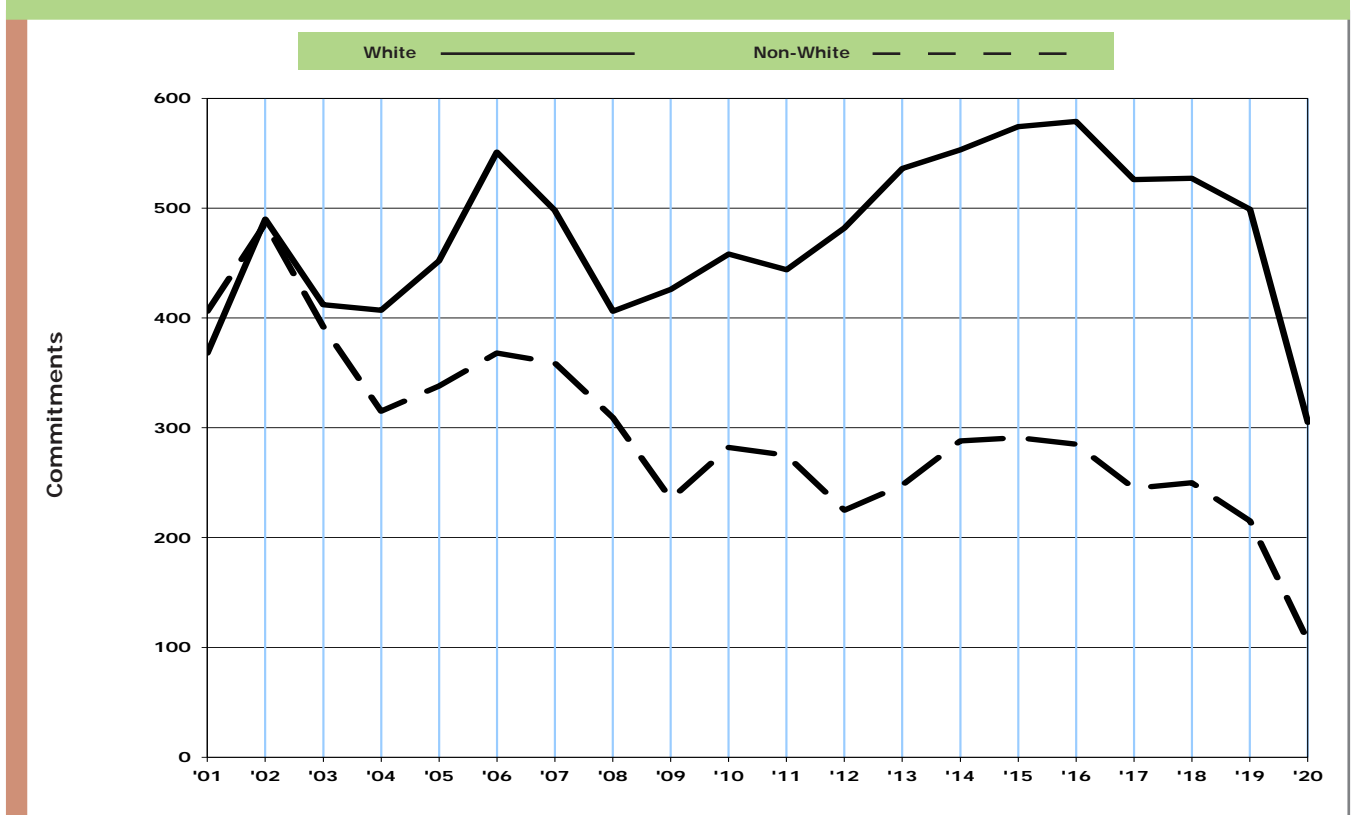
B5a Commitments by Race for Men, 2001 - 2020

Includes Additional Sentence Imposed



Commitments by Race for Women, 2001 - 2020

Includes Additional Sentence Imposed



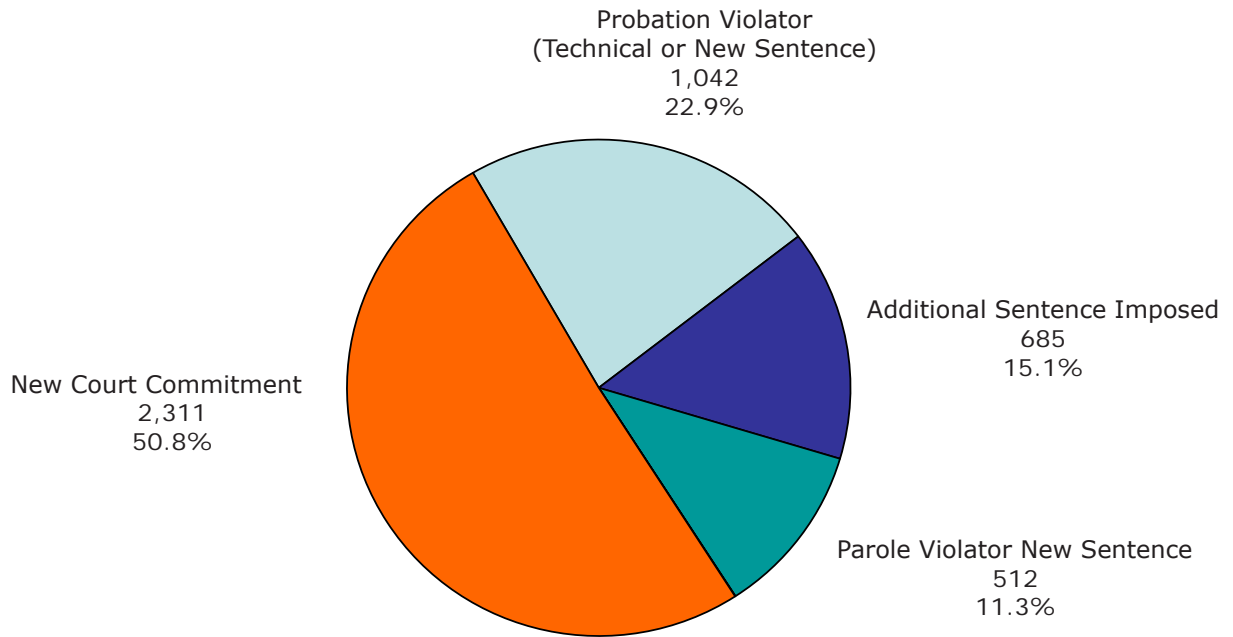
Source: Offender Management Network Information (OMNI)

B6

Commitments by Type

Includes Additional Sentence Imposed

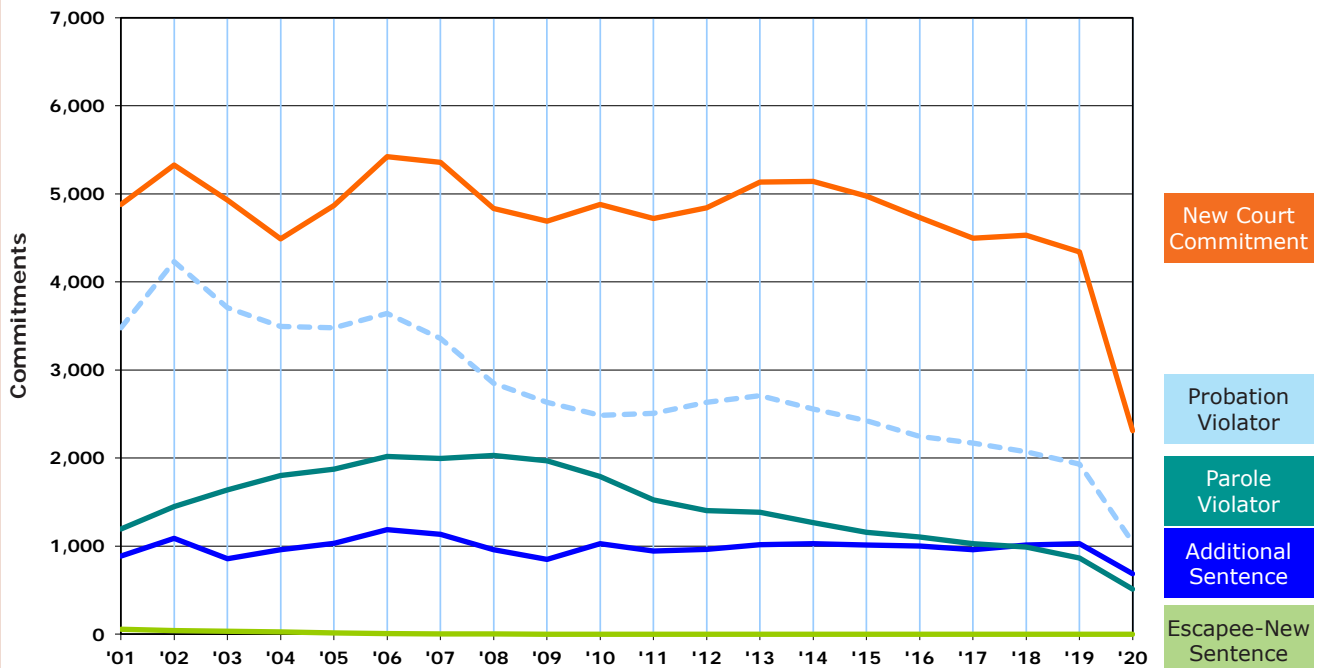
2020



TOTAL = 4,551*

* There was 1 escapee returned with a new sentence during 2020

2001 - 2020



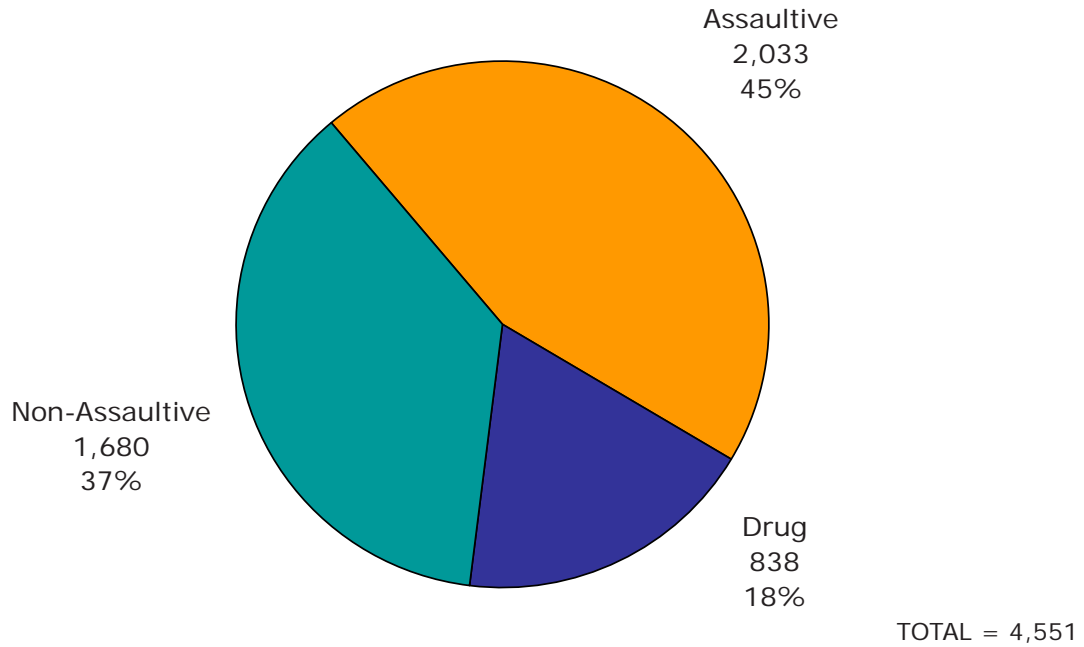
Source: Offender Management Network Information (OMNI)

B7

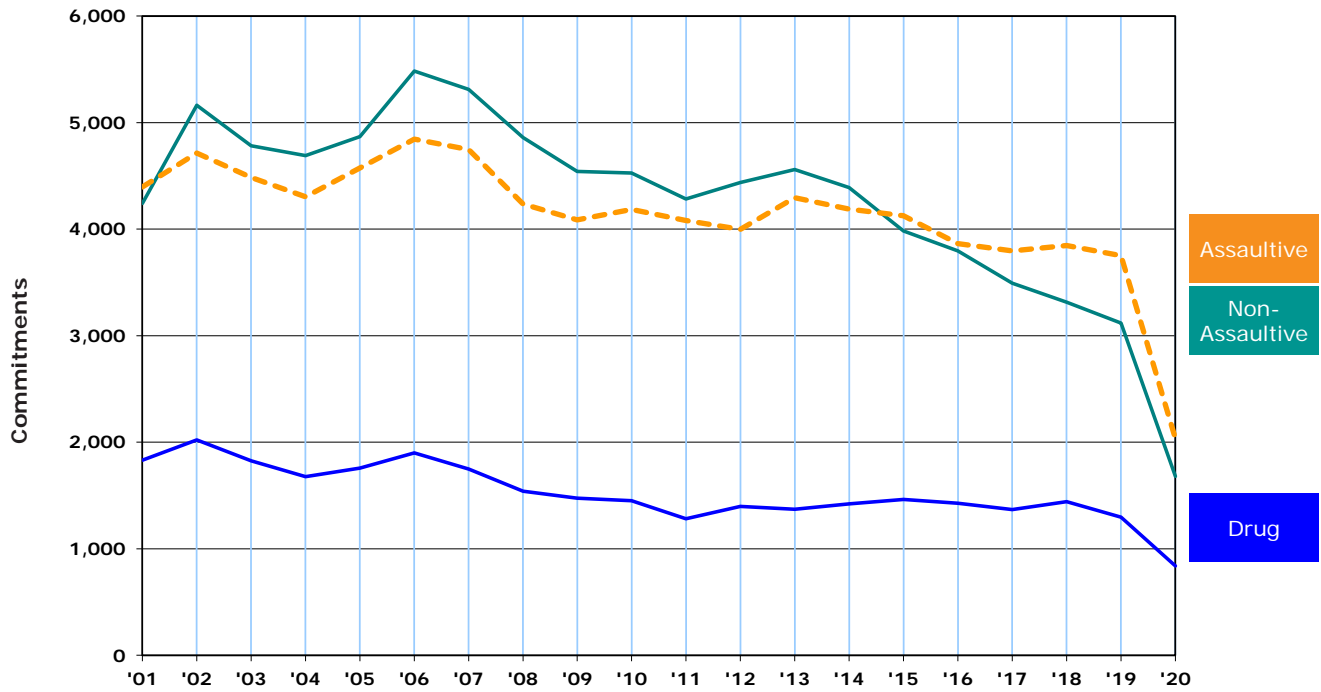
Commitments by Major Crime Types

Includes Additional Sentence Imposed

2020



2001 - 2020



Source: Offender Management Network Information (OMNI)

Prisoner Population



This section presents descriptions of Michigan's Correctional Facilities and statistics regarding the characteristics of the prisoner population.

The **Map** on page C-2 shows the location of each Michigan prison, as well as a geographic breakdown of the Correctional Facilities Administration (CFA) regions. The map is followed by a description of each facility starting on page C-3.

Chart C shows a breakdown of the net operating capacity of the institutions by security level.

Table Ca shows the end-of-year institution population from 2004 through 2020.

Table Cb and **Cc** shows total prisoner population, prison commitments and Michigan census data from 1960 through 2020.

Beginning with **Table C1**, the total prisoner population is broken down by offense and minimum sentence. The total population includes prisoners housed in institutions, the SAI Prison program and the Intensive Reentry Program. **Tables C1a** through **C1c** reflect this information according to major crime categories (i.e., non-assaultive, drug and assaultive).

Table C2 reflects this same information for female prisoners, for all offenses.

The offenses in **Tables C1** and **C2** are sorted by Michigan Compiled Law (MCL) numbers and Prosecuting Attorney's Coordinating Council (PACC) codes (the sort order used since 1999). Since this sort order keeps

sequential codes together, similar crimes that have identical maximum penalties are not consolidated. This level of detail provides much richer information, but the reader must be careful to watch for related codes when attempting to examine the prison population frequency and minimum term distribution for a particular type of crime. For example, several separate offense codes now appear for the crime of first degree criminal sexual conduct (750.520B--) because each code represents a specific characteristic of the offense.

Tables C3 through **C3b** summarize the 2020 total prisoner population broken down by age, race and location.

The movement of prisoners into and out of the institution population during 2020 is summarized in **Table C4**. To demonstrate the effect of prisoner movement on the size of the institutional population, the table reports only the movements onto and off of the institution count. In other words, the table ignores movement types that do not affect the total count (e.g., movements *between* institutions).

Table C5 shows the number of escapes from secure DOC custody from 2013 through 2020.

Michigan Department of Corrections Correctional Facilities Map

As of December 31, 2020



Correctional Facilities

1. Baraga Correctional Facility
2. Marquette Branch Prison
3. Alger Correctional Facility
4. Newberry Correctional Facility
5. Chippewa Correctional Facility
5. Kinross Correctional Facility
6. Oaks Correctional Facility
7. Muskegon Correctional Facility
7. Earnest C. Brooks Correctional Facility
8. St. Louis Correctional Facility
8. Central Michigan Correctional Facility
9. Saginaw Correctional Facility
10. Carson City Correctional Facility
11. Ionia Correctional Facility
11. Michigan Reformatory
11. Bellamy Creek Correctional Facility
11. Richard A. Handlon Correctional Facility
12. Thumb Correctional Facility
13. Macomb Correctional Facility
14. Woodland Center Correctional Facility
15. Cooper Street Correctional Facility
15. Charles E. Egeler Reception and Guidance Center
15. G. Robert Cotton Correctional Facility
15. Parnall Correctional Facility
16. Special Alternative Incarceration Facility
17. Women's Huron Valley Correctional Facility
18. Lakeland Correctional Facility
19. Gus Harrison Correctional Facility
20. Detroit Detention Center
20. Detroit Reentry Center

* Includes reception centers

Source: Correctional Facilities Administration

Michigan Department of Corrections Facilities

December 31, 2020

- **Alger Correctional Facility (LMF)**
- **Baraga Correctional Facility (AMF)**
- **Bellamy Creek Correctional Facility (IBC)**
- **Brooks, Earnest C. Correctional Facility (LRF)**
- **Carson City Correctional Facility (DRF)**
- **Central Michigan Correctional Facility (STF)**
- **Chippewa Correctional Facility (URF)**
- **Cooper Street Correctional Facility (JCS)**
Includes information for the Special Alternative Incarceration Facility (SAI).
- **Cotton, G. Robert Correctional Facility (JCF)**
- **Detroit Detention Center (DDC)**
As of September, 2019 DDC is now managed by CFA.
- **Detroit Reentry Center (DRC)**
As of September, 2019 DRC is now managed by CFA. .
- **Egeler, Charles E. Reception And Guidance Center (RGC)**
- **Handlon, Richard A. Correctional Facility (MTU)**
- **Harrison, Gus Correctional Facility (ARF)**
- **Ionia Correctional Facility (ICF)**
- **Kinross Correctional Facility (KCF)**
- **Lakeland Correctional Facility (LCF)**
- **Macomb Correctional Facility (MRF)**
- **Marquette Branch Prison (MBP)**
- **Michigan Reformatory (RMI)**
- **Muskegon Correctional Facility (MCF)**
- **Newberry Correctional Facility (NCF)**
- **Oaks Correctional Facility (ECF)**
- **Parnall Correctional Facility (SMT)**
- **Saginaw Correctional Facility (SRF)**
- **Special Alternative Incarceration Facility (SAI)**
Information regarding this facility can be found under the Cooper Street Correctional Facility (JCS).
- **St. Louis Correctional Facility (SLF)**
- **Thumb Correctional Facility (TCF)**
- **Women's Huron Valley Correctional Facility (WHV)**
Includes information for the Women's Special Alternative Incarceration.
- **Woodland Center Correctional Facility (WCC)**

2020 Facility Descriptions

Alger Correctional Facility (LMF)

Warden Sarah Schroeder
A/Deputy Warden Dennis Peterson
N6141 Industrial Park Drive
Munising, MI 49862
(906) 387-5000; FAX (906) 387-5019

Opened: August 1990
*Total Capacity: 932
*Net Operating Capacity: 921
Age Limits: Males, 18 and older
Security Level: II and IV

Appropriation for FY 2020: \$31,466,700
Appropriated per diem for prisoner care and custody: \$96.93

Baraga Correctional Facility (AMF)

Warden Kris Taskila
A/Deputy Warden Nate Hoffman
13924 Wadaga Road
Baraga, MI 49908-9204
(906) 353-7070; FAX (906) 353-8759

Opened: June 1993
*Total Capacity: 868
*Net Operating Capacity: 848
Age Limits: Males, 18 and older
Security Level: I and V

Appropriation for FY 2020: \$36,608,900
Appropriated per diem for prisoner care and custody: \$117.95

Bellamy Creek Correctional Facility (IBC)

Warden Matt Macauley
Deputy Warden Mike Walczak
1727 W. Bluewater Hwy.
Ionia, MI 48846
(616) 527-2510; FAX (616) 527-7089

Opened: December 2001
*Total Capacity: 1,888
*Net Operating Capacity: 1,859
Age Limits: Males, 18 and older
Security Level: I, II and IV

Appropriation for FY 2020: \$45,530,400
Appropriated per diem for prisoner care and custody: \$67.65

Brooks, Earnest C. Correctional Facility (LRF)

Warden Shane Jackson
Deputy Warden Bobbi Smith
2500 S. Sheridan Road
Muskegon Heights, MI 49444
(231) 773-9200; FAX (231) 777-2097

Opened: June 1989
*Total Capacity: 1,296
*Net Operating Capacity: 1,288
Age Limits: Males, 18 and older
Security Level: I, II and IV

Appropriation for FY 2020: \$31,031,400
Appropriated per diem for prisoner care and custody: \$68.76

Carson City Correctional Facility (DRF)

Warden Randee Rewerts
Deputy Warden James Schiebner
10274 Boyer Rd.
Carson City, MI 48811
(989) 584-3941; FAX (989) 584-6535

Opened: August 1989
Consolidated: August 2010 with Boyer Road Correctional Facility (OTF) which had opened in November 1987
*Total Capacity: 2,528
*Net Operating Capacity: 2,506
Age Limits: Males, 18 and older
Security Level: I, Secure I, II and IV

Appropriation for FY 2020: \$50,007,000
Appropriated per diem for prisoner care and custody: \$57.55

Central Michigan Correctional Facility (STF)

Warden John Christiansen
A/Deputy Warden Patrick Makara
320 N. Hubbard
St. Louis, MI 48880
(989) 681-6668; FAX (989) 681-6678

Opened: February 1990, as Mid-Michigan Correctional Facility
Consolidated: October 2010 with Pine River Correctional Facility (SPR) which had opened in January 2000
*Total Capacity: 2,566
*Net Operating Capacity: 2,558
Age Limits: Males, 18 and older
Security Level: Secure I

Appropriation for FY 2020: \$47,603,500
Appropriated per diem for prisoner care and custody: \$50.79

Chippewa Correctional Facility (URF)

Warden Connie Horton
A/Deputy Warden Jamie Corrigan
4269 W. M-80
Kincheloe, MI 49784
(906) 495-2275; FAX (906) 495-5836

Opened: August 1989
Consolidated: August 2010 with Straits
Correctional Facility (KTF) which had opened in
May 1988
*Total Capacity: 2,366
*Net Operating Capacity: 2,332
Age Limits: Males, 18 and older
Security Level: I, II and IV

Appropriation for FY 2020: \$52,614,300
Appropriated per diem for prisoner care and
custody: \$61.49

Cooper Street Correctional Facility (JCS)

Warden Michelle Floyd
Deputy Warden David Clifton
3100 Cooper Street
Jackson, MI 49201
(517) 780-6175; FAX (517) 780-6811

Opened: 1997
*Total Capacity: 1,602
*Net Operating Capacity: 1,597
Age Limits: Males, 18 and older
Security Level: Secure I

Appropriation for FY 2020: \$30,629,100
Appropriated per diem for prisoner care and
custody: \$47.79

Special Alternative Incarceration Facility (SAI)

Warden Michelle Floyd
Deputy Warden David Clifton
18901 Waterloo Road
Chelsea, MI 48118
(734) 475-1368; FAX (734) 475-8414

Opened: 1988. Initially opened as a 90-day
military 'Boot Camp' style program for male
probationers, under the Department's Field
Operations Administration (FOA), SAI has
undergone several programmatic and operational
transitions over its years in existence. For
details, see 'Section I'.

*Total Capacity: 100
*Net Operating Capacity: 100

Appropriation for FY 2020: \$14,126,300
Appropriated per diem for prisoner care and
custody: \$175.44

Cotton, G. Robert Correctional Facility (JCF)

Warden Noah Nagy
A/Deputy Warden Russ Rurka
3500 N. Elm Road
Jackson, MI 49201
(517) 780-5000; FAX (517) 780-5100

Opened: December 1985
*Total Capacity: 1,930
*Net Operating Capacity: 1,890
Age Limits: Males, 18 and older
Security Level: I, Secure I, II and IV

Appropriation for FY 2020: \$45,995,300
Appropriated per diem for prisoner care and
custody: \$69.24

Detroit Detention Center (DDC)

Warden Jodi DeAngelo
Deputy Warden Donald Ricumstrict
17601 Mound Road
Detroit, MI 48212
(313) 368-8300; FAX (313) 368-8972

DDC opened in August 2013 which holds all pre-
arraigned detainees 17 years of age or older in
the City of Detroit.

Throughout the years DDC has been managed
by Field Operations Administration (FOA) or
Correctional Facilities Administration (CFA). As
of September, 2019 DDC is now managed by
CFA.

Detroit Reentry Center (DRC)

Warden Jodi DeAngelo
Deputy Warden Donald Ricumstrict
17600 Ryan Road
Detroit, MI 48212
(313) 368-3200; FAX (313) 368-3224

DRC opened in October 1, 2012 to house parolees
who are required to participate in and
satisfactorily complete reentry programming.
There is one housing unit that remains at DRC to
house prisoners who receive dialysis treatment.

Throughout the years DRC has been managed
by Field Operations Administration (FOA) or
Correctional Facilities Administration (CFA). As
of September, 2019 DRC is now managed by
CFA.

Shading indicates facilities that have consolidated administrations.

Egeler, Charles E. Reception and Guidance

Center (RGC)
A/Warden Kim Cargor
A/Deputy Warden Jeff Howard
3855 Cooper Street
Jackson, MI 49201-7547
(517) 780-5600; FAX (517) 780-5814

Duane Waters Health Center:
(517) 780-5601; FAX (517) 780-5677

Opened: July 2002
*Total Capacity: 1,507
*Net Operating Capacity: 1,493
Age Limits: Males, 18 and older
Security Levels: I, II and Reception (Quarantine)

Appropriation for FY 2020: \$46,901,700
Appropriated per diem for prisoner care and custody: \$100.04

Handlon, Richard A. Correctional Facility (MTU)

Warden Melinda Braman
Deputy Warden Scott Yokom
1728 Bluewater Highway
Ionia, MI 48846
(616) 527-3100; FAX (616) 527-3161

Opened: January 1958
*Total Capacity: 1,487
*Net Operating Capacity: 1,457
Age Limits: Males, 18 and older
Security Level: II

Appropriation for FY 2020: \$31,084,300
Appropriated per diem for prisoner care and custody: \$66.82

Harrison, Gus Correctional Facility (ARF)

Warden Sherman Campbell
Deputy Warden David Messer
2727 E. Beecher Street
Adrian, MI 49221
(517) 265-3900; FAX (517) 265-9542

Opened: March 1991
Consolidated: August 2009 with Parr Highway Correctional Facility (ATF) which had opened in May 1989
*Total Capacity: 2,250
*Net Operating Capacity: 2,218
Age Limits: Males, 18 and older
Security Level: I, Secure I, II and IV

Appropriations for FY 2020: \$51,300,500
Appropriated per diem for prisoner care and custody: \$68.11

Ionia Correctional Facility (ICF)

Warden John Davids
Deputy Warden Lynn Sandborn
1576 W. Bluewater Highway
Ionia, MI 48846
(616) 527-6331; FAX (616) 527-6863

Opened: May 1987
*Total Capacity: 706
*Net Operating Capacity: 675
Age Limits: Males, 18 and older
Security Level: II and V

Appropriation for FY 2020: \$35,186,000
Appropriated per diem for prisoner care and custody: \$145.66

Kinross Correctional Facility (KCF)

Warden Mike Brown
A/Deputy Warden John Huhtala
4533 W. Industrial Park Drive
Kincheloe, MI 49788
(906) 495-2282; FAX (906) 495-5837

Opened: January 1978
(Relocated to closed Hiawatha Facility 1989-2009)
*Total Capacity: 1,602
*Net Operating Capacity: 1,594
Age Limits: Males, 18 and older
Security Level: I and II

Appropriation for FY 2020: \$33,494,200
Appropriated per diem for prisoner care and custody: \$57.74

Lakeland Correctional Facility (LCF)

Warden Bryan Morrison
Acting Deputy Warden Troy Chrisman
141 First Street
Coldwater, MI 49036
(517) 278-6942; FAX (517) 279-0327

Opened: Annex - December 1985
Medium Unit - June 1986
*Total Capacity: 1,466
*Net Operating Capacity: 1,457
Age Limits: Males, 18 and older
Security Level: II

Appropriation for FY 2020: \$33,877,400
Appropriated per diem for prisoner care and custody: \$63.75

Macomb Correctional Facility (MRF)

Warden Willis Chapman
 A/Deputy Warden Edward Malloy
 Deputy Warden Kris Steece
 34625 26 Mile Road
 New Haven, MI 48048
 (586) 749-4900; FAX (586) 749-4927

Opened: January 1993
 *Total Capacity: 1,426
 *Net Operating Capacity: 1,409
 Age Limits: Males, 18 and older
 Security Level: Level I, II, IV, IV RTP and IV SS RTP

Appropriation for FY 2020: \$35,720,100
 Appropriated per diem for prisoner care and custody: \$69.66

Marquette Branch Prison (MBP)

Warden Erica Huss
 A/Deputy Warden Doug Tasson
 1960 U.S. 41 South
 Marquette, MI 49855
 (906) 226-6531; FAX (906) 226-6556

Opened: 1889
 *Total Capacity: 1,056
 *Net Operating Capacity: 1,021
 Age Limits: Males, 18 and older
 Security Level: I and V

Appropriation for FY 2020: \$39,083,200
 Appropriated per diem for prisoner care and custody: \$101.70

Michigan Reformatory (RMI)

Warden Gregory Skipper
 Deputy Warden Fredeane Artis
 1342 West Main Street
 Ionia, MI 48846
 (616) 527-2500; FAX (616) 527-2936

Opened: 1877
 Closed: 2001, when Bellamy Creek Correctional Facility (IBC) opened
 Reopened: November 2007 to house prisoners vacated from the closure of Riverside Correctional Facility (RCF)
 *Total Capacity: 1,316
 *Net Operating Capacity: 1,309
 Age Limits: Males, 18 and older
 Security Level: II and IV

Appropriation for FY 2020: \$36,305,500
 Appropriated per diem for prisoner care and custody: \$80.78

Muskegon Correctional Facility (MCF)

Warden Sherry Burt
 Deputy Warden Darrell Steward
 2400 S. Sheridan Drive
 Muskegon, MI 49442
 (231) 773-3201; FAX (231) 773-3657

Opened: 1974. It was a Security Level II facility and housed males 17 and older.
 Closed: February 2010
 Reopened: April 2010, specifically to house prisoners in beds contracted for by the State of Pennsylvania.
 Closed: May 2011, following contract withdrawal
 Reopened: October 1, 2012
 *Total Capacity: 1,321
 *Net Operating Capacity: 1,309
 Age Limits: Males, 18 and older
 Security Level: II

Appropriation for FY 2020: \$26,477,000
 Appropriated per diem for prisoner care and custody: \$55.43

Newberry Correctional Facility (NCF)

Warden Catherine Bauman
 Deputy Warden Andy Hubble
 13747 E County Road 428
 Newberry, MI 49868
 (906) 293-6200; FAX (906) 293-6284

Opened: January 1996
 *Total Capacity: 1,180
 *Net Operating Capacity: 1,178
 Age Limits: Males, 18 and older
 Security Level: Secure I

Appropriation for FY 2020: \$24,947,200
 Appropriated per diem for prisoner care and custody: \$61.57

Oaks Correctional Facility (ECF)

Warden Lester Parish
 Deputy Warden Mike Burgess
 1500 Caberfae Highway
 Manistee, MI 49660-9200
 (231) 723-8272; FAX (231) 723-4278

Opened: March 1992
 *Total Capacity: 1,108
 *Net Operating Capacity: 1,096
 Age Limits: Males, 18 and older
 Security Level: II and IV

Appropriation for FY 2020: \$35,358,300
 Appropriated per diem for prisoner care and custody: \$88.55

Parnall Correctional Facility (SMT)

A/Warden Dave Shaver
Deputy Warden Lee McRoberts
1780 E. Parnall
Jackson, MI 49201-7138
(517) 780-6004; FAX (517) 780-6399

Opened: 1926. Became separate facility under State Prison of Southern Michigan break-up plan, October 1994.
*Total Capacity: 1,679
*Net Operating Capacity: 1,660
Age Limits: Males, 18 and older
Security Level: I

Appropriation for FY 2020: \$29,807,600
Appropriated per diem for prisoner care and custody: \$48.97

Saginaw Correctional Facility (SRF)

Warden O'Bell T. Winn
A/Deputy Warden Carolle Walker
9625 Pierce Road
Freeland, MI 48623
(989) 695-9880; FAX (989) 695-6662

Opened: August 1993
*Total Capacity: 1,488
*Net Operating Capacity: 1,469
Age Limits: Males, 18 and older
Security Level: I, II and IV

Appropriation for FY 2020: \$34,347,200
Appropriated per diem for prisoner care and custody: \$63.93

St. Louis Correctional Facility (SLF)

Warden Bob Varshaw
Deputy Warden Becky Carl
8585 N. Croswell Road
St. Louis, MI 48880
(989) 681-6444; FAX (989) 681-2425

Opened: 1999
*Total Capacity: 1,176
*Net Operating Capacity: 1,149
Age Limits: Males, 18 and older
Security Level: IV

Appropriation for FY 2020: \$38,475,700
Appropriated per diem for prisoner care and custody: \$91.97

Thumb Correctional Facility (TCF)

Warden Willis Chapman
Deputy Warden Scott Schooley
3225 John Conley Drive
Lapeer, MI 48446
(810) 667-2045; FAX (810) 667-2048

Opened: October 1987
*Total Capacity: 1,206
*Net Operating Capacity: 995
Age Limits: Males, all ages
Security Level: II

Appropriation for FY 2020: \$34,232,900
Appropriated per diem for prisoner care and custody: \$88.82

Women's Huron Valley Correctional Facility (WHV)

A/Warden Jeremy Howard
A/Deputy Warden Tiffani Kisor
Deputy Warden Programs Karri Osterhout
3201 Bemis Road
Ypsilanti, MI 48197-0911
(734) 572-9900; FAX (734) 572-9499

In 2004, the Huron Valley Correctional Facility (HVM) and the Huron Valley Center (HVC) were integrated into the Huron Valley Complex.

Effective May 2009, the Huron Valley Complex changed to Women's Huron Valley Correctional Facility (WHV).

As of January 2014, the entire female population that participate in the SAI program are housed at WHV.

*SAI Total Capacity: 42
*SAI Net Operating Capacity: 42

*Total Capacity: 2,233
*Net Operating Capacity: 2,223
Age Limits: Females, all ages
Security Level: I, Secure I, II and IV

Appropriation for FY 2020: \$60,943,900
Appropriated per diem for prisoner care and custody: \$73.81

Woodland Center Correctional Facility (WCC)

Warden Jodi DeAngelo
A/Deputy Warden Melissa Godfrey
9036 E. M-36
Whitmore Lake, MI 48189
(734) 449-3900; FAX (734) 449-3904

Opened: April 2009. Formerly W. J. Maxey Boy's Training School, WCC offers psychiatric treatment to male prisoners with severe mental health symptoms. One housing unit houses Level I General Population prisoners for facility work crews. A 23 bed Infirmary offers medical services to mentally ill and general population prisoners including dialysis.

*Total Capacity: 384

*Net Operating Capacity: 359

Age Limits: Males, 18 and older

Security Level: I, IV

Appropriation for FY 2020: \$33,516,900

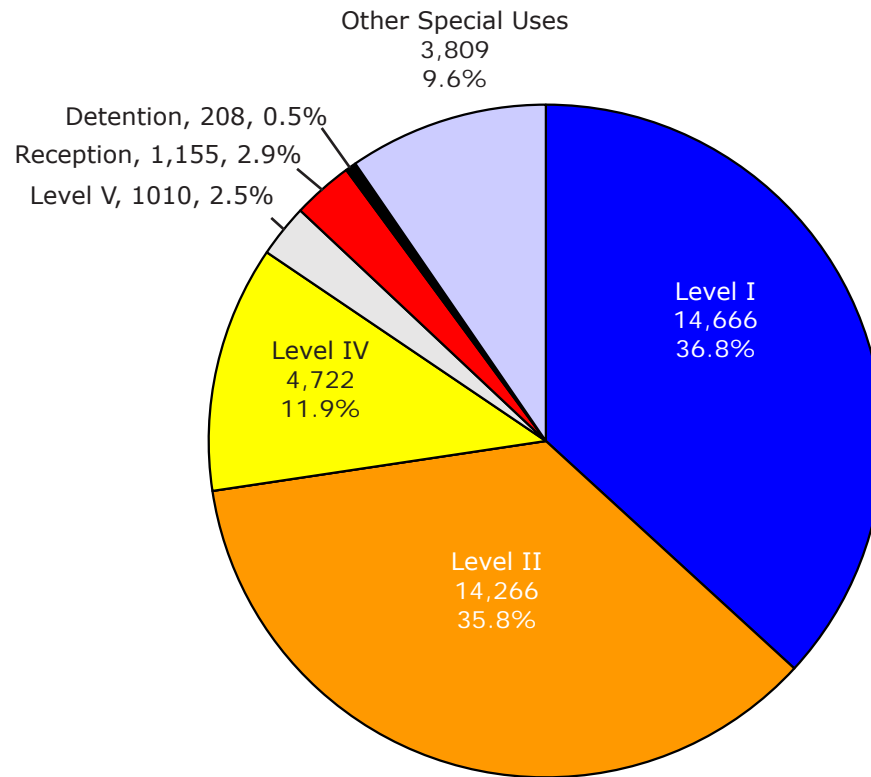
Appropriated per diem for prisoner care and custody: \$252.97

*Total Capacity and Net Operating Capacity levels are as of December 31, 2020.

C

Net Operating Capacity by Security Level

As of December 31, 2020



TOTAL = 39,836

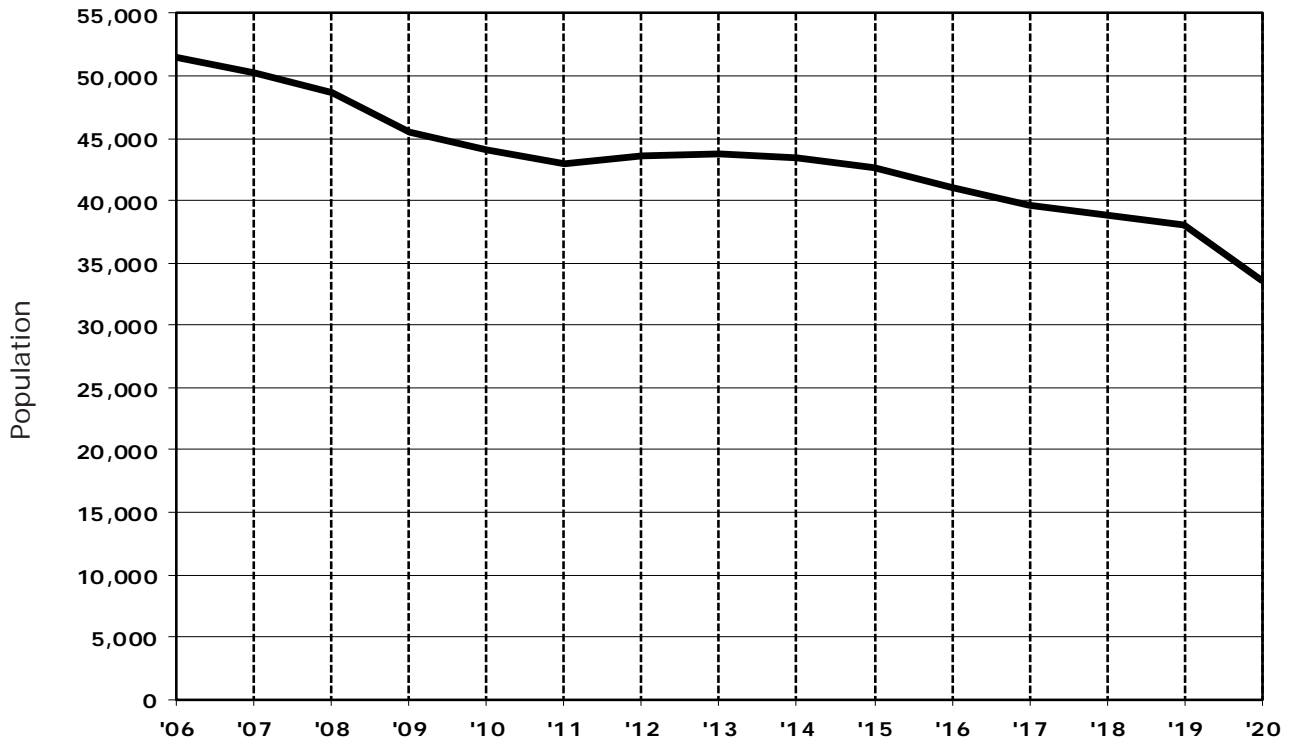
C-10

Ca

Year-End Prison Population

Calendar Years 2006 - 2020

Year	Year-End Population	Numerical Change	Percent Change
2006	51,454	2,077	4.2
2007	50,203	(1,251)	(2.4)
2008	48,686	(1,517)	(3.0)
2009	45,478	(3,208)	(6.6)
2010	44,113	(1,365)	(3.0)
2011	42,904	(1,209)	(2.7)
2012	43,594	690	1.6
2013	43,704	110	0.3
2014	43,359	(345)	(0.8)
2015	42,628	(731)	(1.7)
2016	41,122	(1,506)	(3.5)
2017	39,666	(1,456)	(3.5)
2018	38,761	(905)	(2.3)
2019	38,053	(708)	(1.8)
2020	33,617	(4,436)	(11.7)



Source: Client Census Reports

Cb

Total Prison Population, Prison Commitments and Michigan Census: 1960 - 2020

Year	Total Prison Population ¹	Prison Commitments (Incl. Add. Sentence Imposed)	Michigan Census
1960	9,622	3,706	7,823,194
1961	9,550	4,123	7,903,000
1962	9,197	3,832	7,939,000
1963	8,338	3,990	8,030,000
1964	8,264	3,741	8,100,000
1965	7,345	3,280	8,199,283
1966	6,754	3,088	8,314,070
1967	7,037	3,719	8,615,000
1968	7,743	3,950	8,675,000
1969	8,409	4,169	8,734,000
1970	9,079	4,907	8,875,083
1971	9,547	5,446	8,996,000
1972	8,471	4,734	9,013,475
1973	7,874	4,114	9,061,000
1974	8,630	5,172	9,094,000
1975	10,855	6,218	9,092,000
1976	11,737	6,596	9,100,000
1977	13,824	7,071	9,138,000
1978	14,944	6,681	9,181,000
1979	15,063	5,843	9,207,000
1980	15,148	6,212	9,262,078
1981	14,923	6,138	9,270,000
1982	15,082	6,409	9,227,300
1983	14,508	6,897	9,050,282
1984	14,658	7,154	9,262,044
1985	17,744	7,767	9,170,000
1986	20,739	8,289	9,143,600
1987	23,977	9,092	9,205,800
1988	27,720	10,759	9,300,100
1989	31,834	12,760	9,273,300
1990	34,209	12,099	9,295,297 ²
1991	36,293	12,179	9,395,022
1992	38,628	12,191	9,470,323
1993	38,942	10,299	9,529,240
1994	40,501	9,751	9,584,481
1995	41,112	9,523	9,659,871
1996	42,349	10,047	9,739,184
1997	44,771	10,575	9,785,450
1998	45,879	10,433	9,820,231
1999	46,617	9,656	9,863,775
2000	47,718	9,743	9,938,444 ²
2001	48,849	10,498	10,004,341
2002	50,591	12,138	10,037,303
2003	49,357	11,167	10,065,881
2004	48,831	10,772	10,090,280
2005	49,493	11,273	10,093,266
2006	51,515	12,283	10,083,878
2007	50,233	11,851	10,049,790
2008	48,713	10,678	10,003,422
2009	45,478	10,130	9,969,727
2010	44,113	10,175	9,883,640 ²
2011	42,904	9,694	9,876,187
2012	43,594	9,848	9,883,360
2013	43,704	10,246	9,895,622
2014	43,359	9,998	9,909,877
2015	42,628	9,572	9,922,576
2016	41,122	9,087	9,928,300
2017	39,666	8,656	9,962,311
2018	38,761	8,593	9,995,915
2019	38,053	8,167	9,986,857
2020	33,617	4,551	10,077,331 ³

¹ Total Prison Population includes prisoners in the institutions and the SAI - Prison program (and Community Residential Programs in the relevant years).

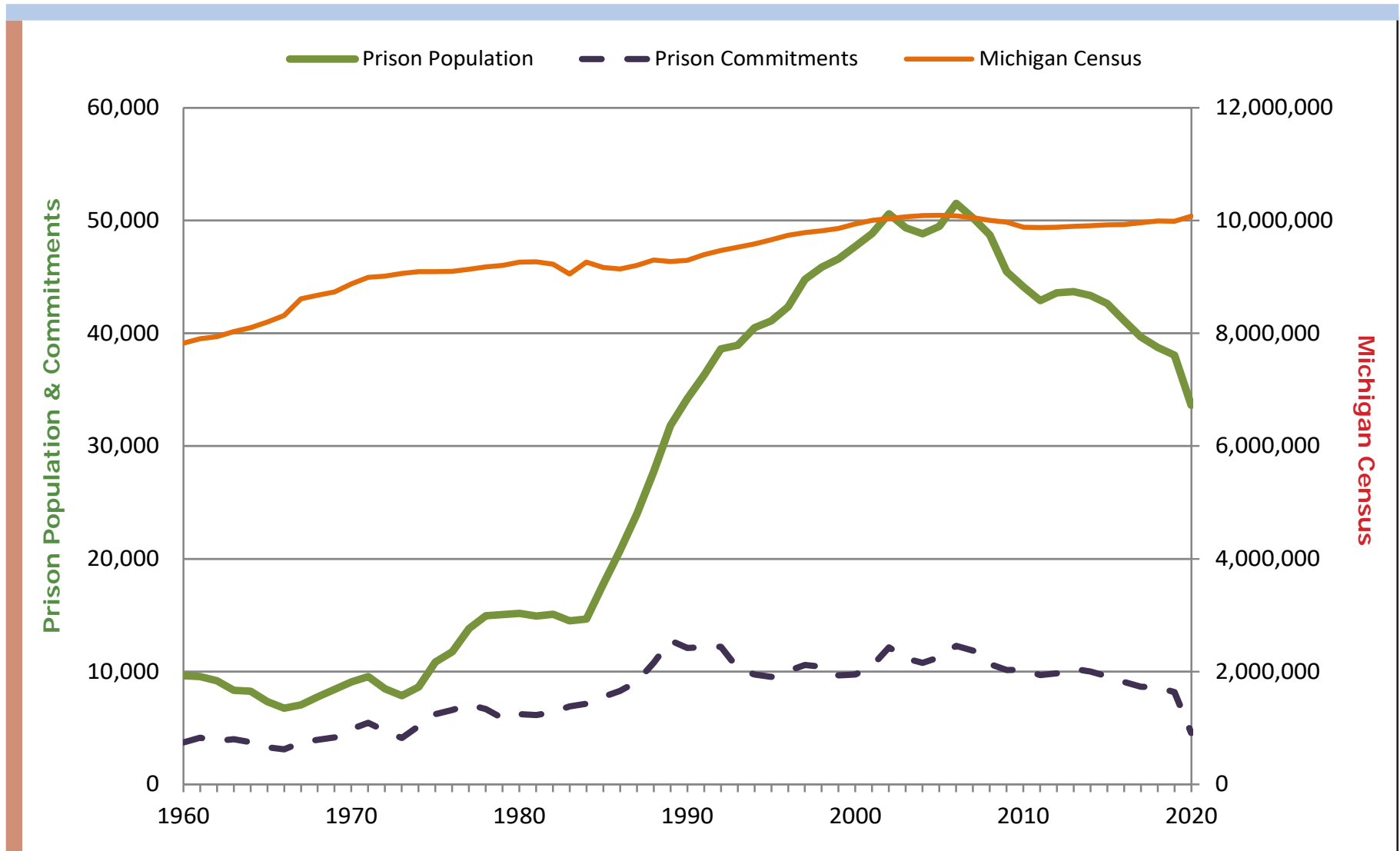
² Figures for the years 1990, 2000, 2010 and 2020 reflect actual Census data.

Sources: Client Census Report, Commitments - Offender Management Network Information (OMNI) and U.S. Census Bureau



Trends in Prison Population, Prison Commitments and Michigan Census 1960 - 2020

C - 13



NOTES: Total Prisoner Population includes prisoners in the institutions and camps and the SAI - Prison program (and Community Residential Programs in the relevant years). Prison Commitments include additional sentence imposed. Figures for the years 1990, 2000, 2010 and 2020 reflect actual Census data.

Sources: Client Census Report, Offender Management Network Information (OMNI) and U.S. Census Bureau

C1 2020 Total Prisoner Population by Minimum Term Distribution – All Offenses

Page 1 of 23

C - 14

GRAND TOTALS			TOTAL*	.5	1	1.5	2	2.5	3	3.5	4	4.5	5	10	15	20	25	>25	LIFE	AVG
VIOLATIONS			33,617	24	367	1,291	2,831	1,038	1,789	603	1,216	503	1,818	6,236	3,605	2,489	2,155	2,812	4,840	11.7
ATTEMPTS			33,355	24	349	1,228	2,767	1,003	1,760	586	1,208	502	1,811	6,224	3,600	2,488	2,154	2,812	4,839	11.8
Compiled Laws Offense Max. Penalty			262		18	63	64	35	29	17	8	1	7	12	5	1	1		1	2.8
28.2951A-A	State ID Card - Alter/Forge/Use to Commit Felony	10 ATTEMPTS	1										1							4.8
28.729	Sex Offenders - Failure to Register	4 ATTEMPTS	29		1	11	9	3	2		1		1	1						4.3
			1		1	1														1.3
28.7291B	Sex Offenders - Failure to Register - 2nd Offense	7 ATTEMPTS	7		1		4	1			1									2.1
28.7291C	Sex Offenders - Failure to Register - 3rd Offense	10 ATTEMPTS	15		1	5	4		1	1	1		2							2.3
			1			1														1.3
28.7292	Sex Offenders - Failure to Comply w/ Duties	MISD ATTEMPTS	5			2	2							1						2.9
257.257	License Documents/Plates - Forgery	5 ATTEMPTS	2							1	1									3.7
257.3107A	Driver's License - Forge w/ Intent to Commit Crime Max 10 Yrs+	10 ATTEMPTS	1											1						6.0
257.3107B	Driver's License - Forge w/ Intent to Commit Crime Max 6mos-< 10 Yrs	5 ATTEMPTS	1				1													2.0
257.601B3	Moving Violation - Death in Work Zone	15 ATTEMPTS	2			1					1									2.5
257.602A2	Police Officer - Flee - 4th Degree (Vehicle Code)	2 ATTEMPTS	15		1	4	5	1			3		1							2.4
257.602A3-A	Police Officer - Fleeing - 3rd Degree - Vehicle Code	5 ATTEMPTS	170	1	14	24	54	16	23	8	6	3	4	11	2	3		1		3.4
257.602A4	Police Officer - Flee - Causing Serious Bodily Injury (Vehicle Code)	10 ATTEMPTS	66		1	5	12	4	13	3	4	1	6	15				1	1	4.3
			1				1													2.0
257.602A5	Police Officer - Flee - 1st Degree (Vehicle Code)	15 ATTEMPTS	2											2						8.5
257.617	Fail to Stop at Accident - Serious Impairment/Death	5 ATTEMPTS	17		1		5	2	1	1	1			2	1		1	2		8.4
257.6173	Fail to Stop at Accident - At Fault Death Result	15 ATTEMPTS	35				1	1	3	1	2	1	4	18	4					6.8
257.6254	Operating Vehicle Intoxicated, Causing Death	15 ATTEMPTS	157			2	6	8	6	7	17	6	16	70	12	4	2	1		13.8
257.6254A	Operating Vehicle Intoxicated, Causing Death	15 ATTEMPTS	3								1			2						7.3
257.6254B-A	Operating with a High BAC Causing Death with a Prior Conviction	20 ATTEMPTS	5										1	4						7.3

NOTE: Be sure to check for related offense codes when examining a particular type of crime. They may or may not be in sequential order or even on the same page.

C1 2020 Total Prisoner Population by Minimum Term Distribution – All Offenses

Page 2 of 23

C - 15

GRAND TOTALS			TOTAL*	.5	1	1.5	2	2.5	3	3.5	4	4.5	5	10	15	20	25	>25	LIFE	AVG
VIOLATIONS			33,617	24	367	1,291	2,831	1,038	1,789	603	1,216	503	1,818	6,236	3,605	2,489	2,155	2,812	4,840	11.7
ATTEMPTS			33,355	24	349	1,228	2,767	1,003	1,760	586	1,208	502	1,811	6,224	3,600	2,488	2,154	2,812	4,839	11.8
Max. Penalty			262		18	63	64	35	29	17	8	1	7	12	5	1	1		1	2.8
Compiled Laws	Offense	Max. Penalty																		
257.6255-A	Operating Vehicle Intoxicated, Causing Serious Injury	5 ATTEMPTS	45			9	11	6	5	6	1		4	3						2.8
257.6255B	Operating with a High BAC Causing Serious Injury with a Prior Conviction	10 ATTEMPTS	6				1			2			1	2						4.3
257.6256D	Operating Vehicle Intoxicated, Contr. Sub. - 3rd Offense	5 ATTEMPTS	477		31	108	140	65	62	17	24	1	14	14	1					4.7
257.6257A2	Operating Vehicle Intoxicated, w/ Occupant <16 - 2nd+ Offense	5 ATTEMPTS	15			1	6	2	3	2			1							5.1
257.6263	Driving - Reckless - Causing Serious Impairment of Body Function	5 ATTEMPTS	11			1	4	2	2		1				1					3.3
257.6264	Driving - Reckless - Causing Death	15 ATTEMPTS	51				2	3	3	2	3	1	8	26	3					6.4
			1							1										3.2
257.903	Motor Vehicle Code, False Certification	5 ATTEMPTS	1		1															1.0
257.9044	Operate - License Susp./Rev./Denied, Causing Death	15 ATTEMPTS	37				4	1			2	3	1	17	3	6				8.3
257.9045	Operate - License Susp./Rev./Denied, Causing Serious Injury	5 ATTEMPTS	10				3	1	1		5									3.1
			1		1															1.0
324.811347	ORV - OUIL Cause Death	15 ATTEMPTS	1										1							5.0
333.16294	Health Profession - Unauthorized Practice Felony	4 ATTEMPTS	1				1													1.9
333.17766C1D	Contr. Sub. - Ephedrine/Pseudoephedrine Purchas/Possess to Make Meth	5 ATTEMPTS	7			1	3	2							1					3.9
333.28413	Concealing the Death of an Individual	5 ATTEMPTS	2					1			1									3.1
333.5210	AIDS - Sexual Penetration w/ Uninformed Partner	4 ATTEMPTS	1										1							5.0
333.7340C	Ephedrine/Pseudoephedrine - Solicit Another to Obtain	10 ATTEMPTS	3				2		1											2.1
333.74012A1	Contr. Sub. - Del/Mfg 1,000+ Grams (Narc. or Cocaine)	LIFE ATTEMPTS	77				1		2		1		3	13	11	21	9	3	13	30.5
333.74012A2	Contr. Sub. - Del/Mfg 450 - 999 Grams (Narc. or Cocaine)	30 ATTEMPTS	39						1		1	1	1	10	14	9	2			25.7
333.74012A3	Contr. Sub. - Del/Mfg 50 - 449 Grams (Narc. or Cocaine)	20 ATTEMPTS	259			2	12	1	20	4	18	14	17	116	38	10	6		1	15.9

NOTE: Be sure to check for related offense codes when examining a particular type of crime. They may or may not be in sequential order or even on the same page.

C1 2020 Total Prisoner Population by Minimum Term Distribution – All Offenses

Page 3 of 23

C - 16

			TOTAL*	.5	1	1.5	2	2.5	3	3.5	4	4.5	5	10	15	20	25	>25	LIFE	AVG
GRAND TOTALS			33,617	24	367	1,291	2,831	1,038	1,789	603	1,216	503	1,818	6,236	3,605	2,489	2,155	2,812	4,840	11.7
VIOLATIONS			33,355	24	349	1,228	2,767	1,003	1,760	586	1,208	502	1,811	6,224	3,600	2,488	2,154	2,812	4,839	11.8
ATTEMPTS			262		18	63	64	35	29	17	8	1	7	12	5	1	1		1	2.8
Compiled Laws	Offense	Max. Penalty																		
333.74012A4	Contr. Sub. - Del/Mfg Under 50 Grams (Narc. or Cocaine)	20 ATTEMPTS	532	1	11	50	107	62	80	25	65	11	34	75	7	4				3.6
333.74012B-A	Contr. Sub. - Del/Mfg (Sched. 1-3), Except Marijuana	7 ATTEMPTS	44		1	11	14	6	4	1	3	1	1	2						5.0
333.74012B1	Contr. Sub. - Del/Mfg Meth/Ecstasy	20 ATTEMPTS	736		2	5	47	28	112	36	59	51	79	296	16	3	2			15.9
333.74012C-A	Contr. Sub. - Del/Mfg (Sched. 4)	4 ATTEMPTS	1			1	1													4.8
333.74012D3	Contr. Sub. - Del/Mfg Marijuana	4 ATTEMPTS	2			1	1													1.6
333.74012F	Prescription Forms - Del/Mfg/Intent	7 ATTEMPTS	10		1	1	6		1											4.3
333.7401A	Contr. Sub. - Delivery to Commit Criminal Sexual Conduct	7 ATTEMPTS	1			1														1.5
333.7401C2A	Contr. Sub. - Operate/Maintain Lab	20 ATTEMPTS	1												1					20.0
333.7401C2B	Contr. Sub. - Operate/Maintain Lab Near Minor	20 ATTEMPTS	15			5	1	4	2	2					1					3.3
333.7401C2C	Contr. Sub. - Operate/Maintain Lab Involving Hazardous Waste	20 ATTEMPTS	17					1		3	2	3	8							5.7
333.7401C2D	Contr. Sub. - Operate/Maintain Lab Near Specified Places	20 ATTEMPTS	25			1		3		1	2	7	8	2	1					6.3
333.7401C2D-A	Contr. Sub. - Operate/Maintain Meth Lab Near Specified Places	20 ATTEMPTS	14					1	1		2		9		1					7.3
333.7401C2E	Contr. Sub. - Operate/Maintain Lab Involving Firearm	25 ATTEMPTS	4						1		1		2							5.3
333.7401C2F	Contr. Sub. - Operate/Maintain Lab Involving Meth	20 ATTEMPTS	4								1		3							7.3
333.74022A	Contr. Sub. - Create/Del./Intent Counterfeit (Narcotic)	10 ATTEMPTS	266		1	1	6	4	30	6	15	18	30	137	16	2				6.1
333.74022A-A	Contr. Sub. - Create/Del./Intent Counterfeit (Methamphetamine)	10 ATTEMPTS	3				1		1		1									2.9
333.74022B	Contr. Sub. - Create/Del./Intent Counterfeit (Sched. 1-3)	5 ATTEMPTS	1			1							1							2.0
333.74022E	Contr. Sub. - Create/Deliver Analogue	15 ATTEMPTS	1										1							5.0
			26			4	6	1	9	2	1		2		1					3.0

NOTE: Be sure to check for related offense codes when examining a particular type of crime. They may or may not be in sequential order or even on the same page.

C1 2020 Total Prisoner Population by Minimum Term Distribution – All Offenses

Page 4 of 23

C - 17

GRAND TOTALS			TOTAL*	.5	1	1.5	2	2.5	3	3.5	4	4.5	5	10	15	20	25	>25	LIFE	AVG
VIOLATIONS			33,617	24	367	1,291	2,831	1,038	1,789	603	1,216	503	1,818	6,236	3,605	2,489	2,155	2,812	4,840	11.7
ATTEMPTS			33,355	24	349	1,228	2,767	1,003	1,760	586	1,208	502	1,811	6,224	3,600	2,488	2,154	2,812	4,839	11.8
Compiled Laws	Offense	Max. Penalty	262		18	63	64	35	29	17	8	1	7	12	5	1	1		1	2.8
333.74032A1	Contr. Sub. - Possess 1,000+ Grams (Narcotic)	LIFE ATTEMPTS	7											1	1		1	1	3	38.2
333.74032A2	Contr. Sub. - Possess 450 - 999 Grams (Narcotic)	30 ATTEMPTS	7						1		1				3	1		1		30.6
333.74032A3	Contr. Sub. - Possess 50 - 449 Grams (Narcotic)	20 ATTEMPTS	32				2				2	2	7	12	3	4				8.0
333.74032A4	Contr. Sub. - Possess 25 - 49 Grams (Narcotic)	4 ATTEMPTS	4			1	2			1										2.2
333.74032A5	Contr. Sub. - Possess <25 Grams (Narcotic)	4 ATTEMPTS	137	2	13	45	40	14	16	1	2		1	3						1.9
333.74032B-A	Contr. Sub. - Possess Analogues/Sched. 1-4	2 ATTEMPTS	9			4	3		2											1.9
333.74032B1	Contr. Sub. - Possess Methamphetamine	10 ATTEMPTS	460		13	98	154	40	66	22	33	7	11	15	1					2.5
333.7403A	Controlled Substance - Fraudulently Obtaining	4 ATTEMPTS	6			4	1	1												1.6
333.74042A	Contr. Sub. - Use (Narcotic/Cocaine/Meth/Ecstasy)	1 ATTEMPTS	1		1															4.0
333.7405D	Contr. Sub. - Maintain Drug House	2 ATTEMPTS	1			1														1.0
333.74071C	Contr. Sub. - Obtain by Fraud	4 ATTEMPTS	7			2	1				2		1	1						3.8
333.74071A	Contr. Sub. - Obtain by Fraud	4 ATTEMPTS	1				1													2.0
333.7407AA	Contr. Sub. - Inducing Person to Violate - Life Felony	VAR ATTEMPTS	1					1												2.5
333.74101-B-A	Contr. Sub. - Delivery to Minor - Ecstasy/MDMA	40 ATTEMPTS	1															1		46.7
333.74101B	Contr. Sub. - Delivery to Minor, Sched. 1/2/3 (not Marijuana/Coc.)	14 ATTEMPTS	1					1												2.5
333.74101D	Contr. Sub. - Delivery to Minor, Sched. 4 and Marijuana	8 ATTEMPTS	1				1													2.0
333.74102-A	Contr. Sub. - Deliver <50 Grams, School Prop. (Narc/Cocaine)	60 ATTEMPTS	5		1		1		1		1		1							3.0
333.74103	Contr. Sub. - Intent Deliver <50 Grams, School Prop (Narc.)	40 ATTEMPTS	2				1		1											2.5
333.74104-B	Contr. Sub. - Possession on School Property	4 ATTEMPTS	1				1													1.7

NOTE: Be sure to check for related offense codes when examining a particular type of crime. They may or may not be in sequential order or even on the same page.

C1 2020 Total Prisoner Population by Minimum Term Distribution – All Offenses

Page 5 of 23

C - 18

			TOTAL*	.5	1	1.5	2	2.5	3	3.5	4	4.5	5	10	15	20	25	>25	LIFE	AVG
GRAND TOTALS			33,617	24	367	1,291	2,831	1,038	1,789	603	1,216	503	1,818	6,236	3,605	2,489	2,155	2,812	4,840	11.7
VIOLATIONS			33,355	24	349	1,228	2,767	1,003	1,760	586	1,208	502	1,811	6,224	3,600	2,488	2,154	2,812	4,839	11.8
ATTEMPTS			262		18	63	64	35	29	17	8	1	7	12	5	1	1		1	2.8
Compiled Laws	Offense	Max. Penalty																		
333.74104-F	Contr. Sub. - Possession on School/Library Prop. (Meth.)	20 ATTEMPTS	1				1													1.8
333.74106	Contr. Sub - Manufacture of Meth on School/Library Property	40 ATTEMPTS	1										1							5.0
333.74132	Contr. Sub. - 2nd+ Offense - Double Penalty	VAR ATTEMPTS	1												1					13.0
400.60	Fraud - Welfare	4 ATTEMPTS	1			1														1.5
400.602-B	Fraud - Welfare, Failure to Inform, Over \$500	4 ATTEMPTS	1						1											2.8
400.606	Medicaid Fraud - Conspiracy	10 ATTEMPTS	1								1									3.8
445.65	Identity Theft	5 ATTEMPTS	16		1	2	6	1	2		2		1	1						2.6
445.65B	Identity Theft - Third Offense	15 ATTEMPTS	1												1					6.0
445.67	Identity Theft - Obtain/Possess/Transfer ID w/ Intent	5 ATTEMPTS	2			1	1													1.6
445.67-B	Personal Identifying Information - Obtain w/ Intent to Commit Identity Theft - 3rd	15 ATTEMPTS	1												1					5.8
570.152	Contractor - Fraudulent Use of Building Contract Fund	3 ATTEMPTS	1			1														1.2
722.675	Distribute Obscene Matter to Children	2 ATTEMPTS	1												1					6.3
750.10A	Sexually Delinquent Person	LIFE ATTEMPTS	2	1												1				7.5
750.110	Breaking & Entering - Bldg. w/ Intent	15 ATTEMPTS	307	1	11	32	76	28	43	15	37		18	40	5	1				3.4
750.110-A	Breaking & Entering - Unoccupied Bldg. w/ Intent	10 ATTEMPTS	10		2		2	4	1		1							1		2.2
750.110-B	Breaking & Entering - Occupied Bldg. w/ Intent	15 ATTEMPTS	3					1			1							1		10.5
750.110A2	Home Invasion - 1st Degree	20 ATTEMPTS	8								1		1	5		1				8.6
750.110A3	Home Invasion - 2nd Degree	15 ATTEMPTS	1											1						7.0
			1,209		2	6	42	21	67	19	48	32	115	560	183	69	28	15	2	8.6
			19		1	2	4	1	3	1	2		1	3	1					4.1
			817		13	37	108	58	117	25	106	28	97	190	30	6	1	1		4.7
			6			1	2	1		1				1						2.9

NOTE: Be sure to check for related offense codes when examining a particular type of crime. They may or may not be in sequential order or even on the same page.

C1 2020 Total Prisoner Population by Minimum Term Distribution – All Offenses

Page 6 of 23

C - 19

			TOTAL*	.5	1	1.5	2	2.5	3	3.5	4	4.5	5	10	15	20	25	>25	LIFE	AVG
GRAND TOTALS			33,617	24	367	1,291	2,831	1,038	1,789	603	1,216	503	1,818	6,236	3,605	2,489	2,155	2,812	4,840	11.7
VIOLATIONS			33,355	24	349	1,228	2,767	1,003	1,760	586	1,208	502	1,811	6,224	3,600	2,488	2,154	2,812	4,839	11.8
ATTEMPTS			262		18	63	64	35	29	17	8	1	7	12	5	1	1		1	2.8
Compiled Laws	Offense	Max. Penalty																		
750.110A4	Home Invasion - 3rd Degree	5	82		2	16	33	9	11	6	4		1							2.2
	ATTEMPTS		3			1		2												2.0
750.111	Breaking & Entering - Entry w/o	5	11		1	1	4	2	1	1	1									2.2
	Breaking, w/ Intent	ATTEMPTS	2				2													2.0
750.116	Burglar's Tools - Possess	10	18		1	1	3	2	4		2	1	1	1	1	1				4.8
	ATTEMPTS																			
750.1227A	Witness - Bribe/Intimidate/	4	5			2	2							1						3.1
	Interfere	ATTEMPTS																		
750.1227B	Witness - Bribe/Intimidate/	10	14				3	1	1	1	1		3	4						4.5
	Interfere	ATTEMPTS	3			1	1	1	1	1										2.5
750.1227C	Witness - Intimidate/Threaten	15	11		1				1		1			6	1		1			8.3
	to Kill or Injure	ATTEMPTS																		
750.1228	Witness - Retaliate Against	10	5						1	1		1		1					1	4.3
	ATTEMPTS																			
750.13	Entice Female Under 16 for	10	1											1						6.0
	Immoral Purposes	ATTEMPTS																		
750.1313C	Check - Non-Sufficient Funds,	2	3			1	1							1						4.4
	\$500 or more	ATTEMPTS																		
750.131A1	Check - No Account	2	3		2			1												1.4
	ATTEMPTS																			
750.136B2	Child Abuse - 1st Degree	15	109						2		1	2	9	29	38	12	8	6	2	26.9
	ATTEMPTS		1											1						7.5
750.136B3	Child Abuse - 2nd Degree	4	95		1	4	10	5	7	7	11	3	16	28	2	1				9.4
	ATTEMPTS		8			3	3	1	3	1										5.1
750.136B4	Child Abuse - 3rd Degree	2	6			3	2	1												1.7
	ATTEMPTS																			
750.136B4B	Child Abuse - 2nd Degree	20	1											1						8.3
	Second or Subsequent Offense Notice	ATTEMPTS																		
750.136D1A	Child Abuse - 1st Degree	LIFE	6						1					1		3		1		16.0
	Committed in the Presence of Another Child	ATTEMPTS																		
750.136D1B	Child Abuse - 2nd Degree	10	3						1			1		1						4.5
	Committed in the Presence of Another Child	ATTEMPTS																		
750.145	Children -	MISD	1				1													1.9
	Contribute to Delinquency	ATTEMPTS																		
750.145a	Children - Accost for Immoral	4	39		2	12	9	7	6		1		2							2.1
	Purposes	ATTEMPTS																		

NOTE: Be sure to check for related offense codes when examining a particular type of crime. They may or may not be in sequential order or even on the same page.

C1 2020 Total Prisoner Population by Minimum Term Distribution – All Offenses

Page 7 of 23

C - 20

			TOTAL*	.5	1	1.5	2	2.5	3	3.5	4	4.5	5	10	15	20	25	>25	LIFE	AVG
GRAND TOTALS			33,617	24	367	1,291	2,831	1,038	1,789	603	1,216	503	1,818	6,236	3,605	2,489	2,155	2,812	4,840	11.7
VIOLATIONS			33,355	24	349	1,228	2,767	1,003	1,760	586	1,208	502	1,811	6,224	3,600	2,488	2,154	2,812	4,839	11.8
ATTEMPTS			262		18	63	64	35	29	17	8	1	7	12	5	1	1		1	2.8
Compiled Laws	Offense	Max. Penalty																		
750.145A	Accost/Solicit Child for Immoral Purposes	1 ATTEMPTS	1															1		40.0
750.145C	Child Sexually Abusive Activity	20 ATTEMPTS	6											2	4					11.2
750.145C2	Child Sexually Abusive Activity	20 ATTEMPTS	335			4	5	1	13	4	9	10	20	143	103	16	6	1		9.6
			1						1											3.0
750.145C2B	Child Sexually Abusive Activity Aggravated	25 ATTEMPTS	6				1							5						6.6
750.145C3	Child Sexually Abusive Activity, Promote or Distribute	7 ATTEMPTS	23			1	5		2	4	2	2	4	3						3.8
750.145C3B	Child Sexually Abusive Activity, Aggravated Distribute/Promote	15 ATTEMPTS	2							1			1							4.1
750.145C4-A	Child Sexually Abusive Material, Possess	4 ATTEMPTS	20			3	10		2		2		3							5.2
			1						1											2.8
750.145C4-A1	Child Sexually Abusive Material, Aggravated Possession	10 ATTEMPTS	10						2	1	2	1		4						5.4
750.145D2D	Computer/Internet - Plan Crime w/ Other, Max 4 - <10 yrs	10 ATTEMPTS	11				2		1	3	2		1	2						4.2
750.145D2E	Computer/Internet - Plan Crime w/ Other, Max 10 - <15 yrs	15 ATTEMPTS	1		1															1.0
750.145D2F	Computer/Internet - Plan Crime w/ Other, Max 15+ yrs	20 ATTEMPTS	6				2							3	1					5.9
750.145N1	Vulnerable Adult Abuse - 1st Degree	15 ATTEMPTS	4											2	1	1				11.5
			1			1														1.2
750.145N2	Vulnerable Adult Abuse - 2nd Degree	4 ATTEMPTS	1				1													2.0
750.147B	Ethnic Intimidation	2 ATTEMPTS	2			1	1													1.6
750.157A	Compounding Offenses	5 ATTEMPTS	1										1							5.0
750.157B	Homicide - Solicitation of Murder	LIFE ATTEMPTS	1															1		39.0
750.157B2	Homicide - Solicitation of Murder	LIFE ATTEMPTS	22										1	4	6	3	2	6		21.1
			1										1							4.8
750.157C	Minors - Induce to Commit Felony	VAR ATTEMPTS	1																1	

NOTE: Be sure to check for related offense codes when examining a particular type of crime. They may or may not be in sequential order or even on the same page.

C1 2020 Total Prisoner Population by Minimum Term Distribution – All Offenses

Page 8 of 23

C - 21

GRAND TOTALS			TOTAL*	.5	1	1.5	2	2.5	3	3.5	4	4.5	5	10	15	20	25	>25	LIFE	AVG	
VIOLATIONS			33,617	24	367	1,291	2,831	1,038	1,789	603	1,216	503	1,818	6,236	3,605	2,489	2,155	2,812	4,840	11.7	
ATTEMPTS			33,355	24	349	1,228	2,767	1,003	1,760	586	1,208	502	1,811	6,224	3,600	2,488	2,154	2,812	4,839	11.8	
Max. Penalty			262		18	63	64	35	29	17	8	1	7	12	5	1	1		1	2.8	
Compiled Laws	Offense	Max. Penalty																			
750.157N1	Financial Transaction Device - Steal/Retain w/o Consent	4 ATTEMPTS	32		4	10	7	3	5				1	2							2.3
750.157N2	Financial Transaction Device - Possess Fraudulent One	4 ATTEMPTS	9		1	2	4		2												1.9
750.157P	Financial Transaction Device - Possess w/ Intent to Use/Sell	4 ATTEMPTS	3			1	1		1												2.1
750.157Q	Financial Transaction Device - Illegal Sale/Use	4 ATTEMPTS	7			2	2	1	1				1								2.4
750.157W1C1	Financial Trans. Device - Fraud Withdraw/Transfer, \$1K - <\$20K	5 ATTEMPTS	1			1															1.5
750.158	Sodomy	15 ATTEMPTS	5	1	1			1					1	1							3.4
750.159I1	Criminal Enterprise - Conduct	20 ATTEMPTS	79			1		3	3	1	5	4	10	31	14	3	4				8.2
750.159I2	Criminal Enterprise - Acquire/Maintain	20 ATTEMPTS	1					1						2							2.5
750.159I3	Criminal Enterprise - Racketeering Proceeds	20 ATTEMPTS	2											3	1						8.0
750.159I4-A	Criminal Enterprise - Conspiracy	20 ATTEMPTS	4											3							9.9
750.160	Dead Bodies - Disinterment and Mutilation	10 ATTEMPTS	7			1			3					3							4.5
750.161	Desertion/Abandon/Non-Support	3 ATTEMPTS	2										2								5.0
750.165	Child Support - Fail to Pay	4 ATTEMPTS	1				1														2.0
750.1744A	Embezzle - Agent or Trustee, \$1K - <\$20K	5 ATTEMPTS	13		2	4	3	1	2				1								2.1
750.1745A	Embezzle - Agent or Trustee, \$20K - <\$50K	10 ATTEMPTS	9		2	3	2		2												1.8
750.1746	Embezzle - \$50K - <\$100K	15 ATTEMPTS	1			1					1			2							2.0
750.1747	Embezzlement - \$100K or More	15 ATTEMPTS	12			1	2	1	3				2	3							4.0
750.174A4A	Embezzlement - From Vulnerable Adult, \$1K - <\$20K	5 ATTEMPTS	23			1	1	1	2		3	1	3	9	2						4.0
			3		1		2														5.6
																					3.2

NOTE: Be sure to check for related offense codes when examining a particular type of crime. They may or may not be in sequential order or even on the same page.

C1 2020 Total Prisoner Population by Minimum Term Distribution – All Offenses

Page 9 of 23

C - 22

			TOTAL*	.5	1	1.5	2	2.5	3	3.5	4	4.5	5	10	15	20	25	>25	LIFE	AVG
GRAND TOTALS			33,617	24	367	1,291	2,831	1,038	1,789	603	1,216	503	1,818	6,236	3,605	2,489	2,155	2,812	4,840	11.7
VIOLATIONS			33,355	24	349	1,228	2,767	1,003	1,760	586	1,208	502	1,811	6,224	3,600	2,488	2,154	2,812	4,839	11.8
ATTEMPTS			262		18	63	64	35	29	17	8	1	7	12	5	1	1		1	2.8
Compiled Laws	Offense	Max. Penalty																		
750.174A6A	Embezzlement - From Vulnerable Adult, \$50K - <\$100K	15 ATTEMPTS	3						1					2						7.7
750.174A7A	Embezzlement - From Vulnerable Adult, \$100K or More	20 ATTEMPTS	1											1						7.5
750.175	Embezzle - Public Official, Over \$50	10 ATTEMPTS	1						1											3.2
750.1814A	Embezzle - Jointly Held Property, \$1K - <\$20K	5 ATTEMPTS	1						1											3.0
750.193	Escape - Prison	5 ATTEMPTS	1			1														1.5
750.1952	Escape - From Felony Jail Sentence	4 ATTEMPTS	4			1	3													1.7
750.1972	Escape - Awaiting Trial for Felony	4 ATTEMPTS	1						1											3.0
750.197C	Escape - From Jail Through Violence or Assault Prison Employee	4 ATTEMPTS	93		1	8	20	11	19	9	10		7	6		1			1	9.9
750.199A	Bond - Abscond or Forfeit	4 ATTEMPTS	2			2														1.2
750.199A	Bond - Abscond or Forfeit	4 ATTEMPTS	13			4	5	1	1		2									2.2
750.20011D	Harmful Devices - Unlawful Possession/ Use, Cause Serious Injury	LIFE ATTEMPTS	1														1			22.0
750.200L	Harmful Substance/Device - Person Falsely Exposed	5 ATTEMPTS	2			2														1.3
750.2042A	Explosives - Send w/ Intent Injure/ Destroy	15 ATTEMPTS	1															1		40.0
750.2042B	Explosives - Send w/ Intent Injure/ Destroy, Cause Prop. Damage	20 ATTEMPTS	3											3						9.0
750.207	Explosives - Place Near Property	LIFE ATTEMPTS	1																1	
750.2072A	Explosives - Place Near Property	15 ATTEMPTS	1						1											3.0
750.2072B	Explosives - Place Near Property Cause Property Damage	20 ATTEMPTS	2											1	1					11.0
750.2091A	Explosives - Place w/ Intent to Injure	15 ATTEMPTS	1						1											3.0
750.2091B	Explosives - Place w/ Intent to Injure, Cause Prop. Damage	20 ATTEMPTS	2											1	1					12.5

NOTE: Be sure to check for related offense codes when examining a particular type of crime. They may or may not be in sequential order or even on the same page.

C1 2020 Total Prisoner Population by Minimum Term Distribution – All Offenses

Page 10 of 23

C - 23

			TOTAL*	.5	1	1.5	2	2.5	3	3.5	4	4.5	5	10	15	20	25	>25	LIFE	AVG
GRAND TOTALS			33,617	24	367	1,291	2,831	1,038	1,789	603	1,216	503	1,818	6,236	3,605	2,489	2,155	2,812	4,840	11.7
VIOLATIONS			33,355	24	349	1,228	2,767	1,003	1,760	586	1,208	502	1,811	6,224	3,600	2,488	2,154	2,812	4,839	11.8
ATTEMPTS			262		18	63	64	35	29	17	8	1	7	12	5	1	1		1	2.8
Compiled Laws	Offense	Max. Penalty																		
750.2102C	Explosives - Possess Bomb w/ Unlawful Intent, Cause Physical Injury	25 ATTEMPTS	1												1					14.3
750.211A2B	Explosives - Mfg/Possess Molotov Cocktail/Other w/ Prop. Damage	20 ATTEMPTS	1													1				20.0
750.211A2C	Explosives - Mfg/Possess Molotov Cocktail/Other w/ Physical Injury	25 ATTEMPTS	1												1					14.0
750.213	Extortion	20 ATTEMPTS	27			1			1	2			2	12	2	6		1		10.7
750.2184A	False Pretenses - \$1K - <\$20K	5 ATTEMPTS	18		2	1	3	4	2	1	2		1	1		1				3.9
750.2185A	False Pretenses - \$20K or More	10 ATTEMPTS	8			1	2		1		2		2							3.2
750.2185B	False Pretenses - \$1K - <\$20K - 3rd+ Offense	10 ATTEMPTS	1								1									4.0
750.2186A	False Pretenses - \$5K - <\$100K	15 ATTEMPTS	8						4	1			1	1		1				5.5
750.21871A	False Pretenses - \$100,000 or More	20 ATTEMPTS	2											2						8.0
750.2241-A	Weapons - Dangerous Weapon - Misc.	5 ATTEMPTS	6			1	2	2			1									2.3
750.224A	Weapons - Taser, Possession or Sale	4 ATTEMPTS	2								1			1						5.0
750.224B	Weapons - Firearms, Short-Barrel Shotgun/Rifle	5 ATTEMPTS	2				1							1						5.0
750.224F	Weapons - Firearms, Possession by Felon	5 ATTEMPTS	244		9	18	50	34	56	16	17	1	12	19	6	2	3		1	3.7
750.224F6	Weapons - Ammunition - Possession by Felon	5 ATTEMPTS	42			9	10	3	9	3	2		2	2	1	1				3.3
750.226	Weapons - Dangerous Weapon, Carry w/ Unlawful Intent	5 ATTEMPTS	16		1	3	2	3	3		1		1		1				1	3.0
750.227	Weapons - Carry Concealed	5 ATTEMPTS	167 2	1	22	25 2	27	24	39	7	8		6	8						2.6 1.5
750.227B-A	Weapons - Felony Firearm	2 ATTEMPTS	508				507						1							2.0
750.227B-A1	Weapons - Felony Firearm - Pneumatic Gun	2 ATTEMPTS	2				2													2.0

NOTE: Be sure to check for related offense codes when examining a particular type of crime. They may or may not be in sequential order or even on the same page.

C1 2020 Total Prisoner Population by Minimum Term Distribution – All Offenses

Page 11 of 23

C - 24

GRAND TOTALS			TOTAL*	.5	1	1.5	2	2.5	3	3.5	4	4.5	5	10	15	20	25	>25	LIFE	AVG
VIOLATIONS			33,617	24	367	1,291	2,831	1,038	1,789	603	1,216	503	1,818	6,236	3,605	2,489	2,155	2,812	4,840	11.7
ATTEMPTS			33,355	24	349	1,228	2,767	1,003	1,760	586	1,208	502	1,811	6,224	3,600	2,488	2,154	2,812	4,839	11.8
Compiled Laws	Offense	Max. Penalty	262		18	63	64	35	29	17	8	1	7	12	5	1	1		1	2.8
750.227B-B	Weapons - Felony Firearm - 2nd Offense	5 ATTEMPTS	221										221							5.0
750.227B-C	Weapons - Felony Firearm - 3rd Offense	10 ATTEMPTS	44											44						10.0
750.234	Weapons - Firearms, Discharge/Aim w/o Malice and Injury	1 ATTEMPTS	1										1							5.0
750.234A	Weapons - Firearms, Discharge from Vehicle	4 ATTEMPTS	12				2		2	1	3		2	2						4.0
750.234A1C	Weapons - Firearms, Discharge from Vehicle Causing Serious Impairment	20 ATTEMPTS	1											1						10.0
750.234A1D	Weapons - Firearms, Discharge from Vehicle Causing Death	LIFE ATTEMPTS	3										1					1	1	16.5
750.234B	Weapons - Firearms, Discharge in/at Bldg.	4 ATTEMPTS	88		3	5	11	6	14	2	12	2	7	22	3		1			17.9
750.2374	Weapons - Firearms, Discharge OUIL Cause Death	15 ATTEMPTS	2											1				1		20.7
750.248	Forgery	14 ATTEMPTS	19			3	3	1	5	1	2		2		1	1				4.4
750.248B	Forgery of a Document Affecting Real Property	14 ATTEMPTS	2								1	1								4.2
750.249	Utter & Publish	14 ATTEMPTS	74		6	18	22	5	9	2	6		3	3						2.4
750.249B	Uttering & Publishing a Document Affecting Real Property	14 ATTEMPTS	3				1		1				1							3.3
750.252	Utter & Publish - Possess Counterfeit Note w/ Intent	7 ATTEMPTS	3			3														1.2
750.253	Utter & Publish - Counterfeit Bills/Notes	5 ATTEMPTS	7		1	2	2	1					1							2.2
750.254	Utter & Publish - Possess Counterfeit Bank/State/Bills	5 ATTEMPTS	1			1														1.5
750.261	Counterfeiting - Coins/Possess Less than 5	10 ATTEMPTS	1					1												2.5
750.316	Homicide	LIFE ATTEMPTS	1,148														1	9	1,138	34.9
750.316-A	Homicide - Murder 1st Degree, Premeditated	LIFE ATTEMPTS	1,388														5	26	1,357	33.4

NOTE: Be sure to check for related offense codes when examining a particular type of crime. They may or may not be in sequential order or even on the same page.

C1 2020 Total Prisoner Population by Minimum Term Distribution – All Offenses

Page 12 of 23

C - 25

			TOTAL*	.5	1	1.5	2	2.5	3	3.5	4	4.5	5	10	15	20	25	>25	LIFE	AVG
GRAND TOTALS			33,617	24	367	1,291	2,831	1,038	1,789	603	1,216	503	1,818	6,236	3,605	2,489	2,155	2,812	4,840	11.7
VIOLATIONS			33,355	24	349	1,228	2,767	1,003	1,760	586	1,208	502	1,811	6,224	3,600	2,488	2,154	2,812	4,839	11.8
ATTEMPTS			262		18	63	64	35	29	17	8	1	7	12	5	1	1		1	2.8
Compiled Laws	Offense	Max. Penalty																		
750.316-AJ	Murder - 1st Degree - Premeditated - Juvenile Defendant	LIFE ATTEMPTS	3															3		40.0
750.316-B	Homicide - Felony Murder	LIFE ATTEMPTS	1,065														5	36	1,024	32.0
750.316-BJ	Homicide - Felony Murder - Juvenile Defendant	LIFE ATTEMPTS	2															2		36.8
750.316-C	Homicide - Open Murder, Statutory Short Form	LIFE ATTEMPTS	306													1	3	13	289	33.7
750.316-D	Homicide - Murder of Peace/ Corrections Officer	LIFE ATTEMPTS	3																3	
750.317	Homicide - Murder 2nd Degree	LIFE ATTEMPTS	3,701							1			3	113	379	748	687	1,293	477	27.1
750.317A	Deliver Controlled Substance Cause Death	LIFE ATTEMPTS	48				1						1	15	18	10			3	14.0
750.321	Homicide - Manslaughter	15 ATTEMPTS	63					4	2	2	3		8	32	3	5	1	3		10.1
750.321-A	Homicide - Manslaughter, Statutory Short Form	15 ATTEMPTS	129			1			2	3	8	4	16	66	19	7	1	2		9.1
750.321-C	Homicide - Manslaughter, Involuntary	15 ATTEMPTS	95		1		3		8	3	1	5	14	37	11	4	5	1	2	8.7
750.321-E	Homicide - Manslaughter w/ Motor Vehicle	15 ATTEMPTS	2			1	1						1	4	1					1.7
750.321-E	Homicide - Manslaughter w/ Motor Vehicle	15 ATTEMPTS	10			1			1		1	1	1	4	1					6.2
750.322	Homicide - Willful Killing of Unborn Child	15 ATTEMPTS	1																1	
750.329	Homicide - Manslaughter, Death w/ Weapon, Aim w/o Malice	15 ATTEMPTS	9								1		1	7						6.2
750.335A	Indecent Exposure (Sexually Delinquent Person)	1 ATTEMPTS	6	5															1	5.0
750.335A2B	Aggravated Indecent Exposure	2 ATTEMPTS	20			8	1		3		3		2	3						3.4
750.335A2C	Indecent Exposure by Sexually Delinquent Person	LIFE ATTEMPTS	56	6	2	1	4			1	1	2	2	17	12	3	4	1		9.4
750.338	Gross Indecency Between Males, Commit/Procure	5 ATTEMPTS	3				1		2											2.6
750.338B	Gross Indecency Between Male & Female, Commit/Procure	5 ATTEMPTS	6			2	2								1			1		10.8

NOTE: Be sure to check for related offense codes when examining a particular type of crime. They may or may not be in sequential order or even on the same page.

C1 2020 Total Prisoner Population by Minimum Term Distribution – All Offenses

Page 13 of 23

C - 26

GRAND TOTALS			TOTAL*	.5	1	1.5	2	2.5	3	3.5	4	4.5	5	10	15	20	25	>25	LIFE	AVG	
VIOLATIONS			33,617	24	367	1,291	2,831	1,038	1,789	603	1,216	503	1,818	6,236	3,605	2,489	2,155	2,812	4,840	11.7	
ATTEMPTS			33,355	24	349	1,228	2,767	1,003	1,760	586	1,208	502	1,811	6,224	3,600	2,488	2,154	2,812	4,839	11.8	
Max. Penalty			262		18	63	64	35	29	17	8	1	7	12	5	1	1		1	2.8	
Compiled Laws	Offense	Max. Penalty																			
750.349	Kidnapping	LIFE ATTEMPTS	131										1	8	29	24	12	26	31	45.4	
750.349A	Prisoner Taking Hostage	LIFE ATTEMPTS	2																2		
750.349B	Unlawful Imprisonment	15 ATTEMPTS	137			1	4		7			6	6	21	47	26	12	3	3	1	9.7
			2			1		1													2.0
750.350	Kidnapping - Child Enticement	LIFE ATTEMPTS	19									1		3	3	6	1	3	2	19.7	
750.3562A	Larceny - \$20K or More	10 ATTEMPTS	9				2		1	2	2			2							3.8
750.3563A	Larceny - \$1K - <\$20K	5 ATTEMPTS	33			7	13	2	8		2			1							2.3
750.3563B	Larceny - \$200 - <\$1K - 2nd+ Offense	5 ATTEMPTS	1						1												2.8
750.356A	Larceny - From Motor Vehicle	10 ATTEMPTS	1			1															1.3
750.356A1	Larceny - From Motor Vehicle	5 ATTEMPTS	19		3	4	5	2	5												2.0
750.356A2C1	Breaking & Entering - Vehicle/Semi-Trailer/House Trailer, \$1K - <\$20K	5 ATTEMPTS	4			1	2						1								2.6
750.356A2D2	Breaking & Entering - Vehicle Semi-Trailer/House Trailer, \$1K - <\$20K - 2nd+ Offense	10 ATTEMPTS	1								1										4.0
750.356A3	Breaking & Entering - Vehicle Semi-Trailer/House Trailer, w/ Damage	5 ATTEMPTS	19		2	2	5	2	4		3		1								2.5
			1		1																1.0
750.356C	Retail Fraud - 1st Degree	5 ATTEMPTS	231		17	56	75	23	22	3	26	1	3	5							2.3
			1			1															1.2
750.357	Larceny from Person	10 ATTEMPTS	101		1	9	23	14	14	4	9	3	5	18	1						3.6
			7		1	2	3	1													1.8
750.357B	Weapons - Firearms - Larceny	5 ATTEMPTS	11			7	2	1	1												1.7
			1			1															1.0
750.360	Larceny in Building	4 ATTEMPTS	66		6	24	20	4	6	1	3			2							2.0
750.360A2B	Theft Detection Device - Deactivate/ Remove - 2nd Offense	4 ATTEMPTS	1		1																1.0
750.3622A	Larceny by Conversion, \$20K or More	10 ATTEMPTS	1											1							6.0

NOTE: Be sure to check for related offense codes when examining a particular type of crime. They may or may not be in sequential order or even on the same page.

C1 2020 Total Prisoner Population by Minimum Term Distribution – All Offenses

Page 14 of 23

C - 27

			TOTAL*	.5	1	1.5	2	2.5	3	3.5	4	4.5	5	10	15	20	25	>25	LIFE	AVG	
GRAND TOTALS			33,617	24	367	1,291	2,831	1,038	1,789	603	1,216	503	1,818	6,236	3,605	2,489	2,155	2,812	4,840	11.7	
VIOLATIONS			33,355	24	349	1,228	2,767	1,003	1,760	586	1,208	502	1,811	6,224	3,600	2,488	2,154	2,812	4,839	11.8	
ATTEMPTS			262		18	63	64	35	29	17	8	1	7	12	5	1	1		1	2.8	
Compiled Laws	Offense	Max. Penalty																			
750.3623A	Larceny by Conversion, \$1K - <\$20K	5 ATTEMPTS	12			4	6	1	1												1.9
750.362A2A	Fail to Return Rented Property, \$20K or More	10 ATTEMPTS	2				1			1											2.5
750.362A3A	Fail to Return Rented Property, \$1K - <\$20K	5 ATTEMPTS	1				1														1.7
750.377A1A1	Malicious Destruction Pers. Prop., \$20K Or More	10 ATTEMPTS	2					1		1											2.8
750.377A1B1	Malicious Destruction Pers. Prop., \$1K - <\$20K	5 ATTEMPTS	10 1		1	1	5			1		1	1								2.4 1.5
750.377B	Malicious Destruction Fire/ Police Property	4 ATTEMPTS	22 2		1	8	9	2	1		1										1.8 1.3
750.3802A	Malicious Destruction of Bldg., \$20K or More	10 ATTEMPTS	3			1	1	1													2.0
750.3803A	Malicious Destruction of Bldg., \$1K - <\$20K	5 ATTEMPTS	5 1		1	3	1														1.5 .8
750.383A	Malicious Destruction of Prop., Utility Prop.	4 ATTEMPTS	3			1	2														1.8
750.397	Mayhem	10 ATTEMPTS	1										1								5.0
750.411A1B	False Report of Felony	4 ATTEMPTS	10			5	3	1	1												1.7
750.411A3A	False Report/Threat of Bomb/ Harmful Device	4 ATTEMPTS	2			1					1										2.8
750.411H2B	Stalking a Minor	5 ATTEMPTS	1											1							10.0
750.411i	Stalking - Aggravated	5 ATTEMPTS	87 2		3	16 1	30 1	9	6	4	5		3	2	4	2	1	2			4.1 1.7
750.411i2B	Stalking a Minor - Aggravated	10 ATTEMPTS	2										1	1							7.0
750.411U	Gang Membership - Assoc/Member Commit/Attempt Felony	20 ATTEMPTS	6					1			2			3							5.3
750.413	Motor Vehicle - Unlawful Drive Away	5 ATTEMPTS	103 2		2	20 1	39 1	13	14	3	5		1	6							2.5 1.1
750.414	Motor Vehicle - Unlawful Use	2 ATTEMPTS	8		2	3	3														1.4

NOTE: Be sure to check for related offense codes when examining a particular type of crime. They may or may not be in sequential order or even on the same page.

C1 2020 Total Prisoner Population by Minimum Term Distribution – All Offenses

Page 15 of 23

C - 28

			TOTAL*	.5	1	1.5	2	2.5	3	3.5	4	4.5	5	10	15	20	25	>25	LIFE	AVG
GRAND TOTALS			33,617	24	367	1,291	2,831	1,038	1,789	603	1,216	503	1,818	6,236	3,605	2,489	2,155	2,812	4,840	11.7
VIOLATIONS			33,355	24	349	1,228	2,767	1,003	1,760	586	1,208	502	1,811	6,224	3,600	2,488	2,154	2,812	4,839	11.8
ATTEMPTS			262		18	63	64	35	29	17	8	1	7	12	5	1	1		1	2.8
Compiled Laws	Offense	Max. Penalty																		
750.422	Perjury - Court Proceeding	LIFE ATTEMPTS	1															1		30.0
750.422-B	Perjury - Court Proceeding	15 ATTEMPTS	3			1							1	1						4.7
750.4362A	Poisoning - Food/Drink/Medicine/ Water	15 ATTEMPTS	1								1									4.0
750.449A2	Prostitution - Engaging Services of a Minor	5 ATTEMPTS	1						1											3.0
750.451-D	Prostitution - 3rd Offense	2 ATTEMPTS	1					1												2.5
750.452	Prostitution - Keeping House of	5 ATTEMPTS	1										1							5.0
750.455	Prostitution - Pandering	20 ATTEMPTS	4		1						1			1				1		18.5
750.457	Prostitution - Accept Earnings	20 ATTEMPTS	3								1		1	1						4.9
750.459	Prostitution - Transport Female (perhaps compel)	20 ATTEMPTS	8		1			1						2	3	1				9.9
750.462B1	Human Trafficking - Threats of Physical Harm	10 ATTEMPTS	3										2	1						5.7
750.462B2	Human Trafficking-Forced Labor Resulting in Injury/Commercial Sexual Activity	15 ATTEMPTS	5						1		3		1							4.0
750.462B4	Human Trafficking - Forced Labor w/Kidnapping, CSC, or Death	LIFE ATTEMPTS	1											1						5.5
750.462DB2	Human Trafficking Enterprise Resulting in Injury/Commercial Sexual Activity	15 ATTEMPTS	1			1														1.6
750.462DB4	Human Trafficking Enterprise Involving Kidnapping, CSC, or Death	LIFE ATTEMPTS	1												1					13.0
750.462EA	Human Trafficking - Minor for Commercial Sexual Activity	20 ATTEMPTS	5						1				2	1		1				7.3
750.462G	Human Trafficking - Recruit Minor, Sexually Abusive Activity	20 ATTEMPTS	1															1		25.0
750.462I	Human Trafficking - Kidnap, CSC or Attempt to Kill	LIFE ATTEMPTS	3											2				1		16.4
750.479-B	Police Officer/Public Officer - Resist/Obstruct	2 ATTEMPTS	1								1									4.0

NOTE: Be sure to check for related offense codes when examining a particular type of crime. They may or may not be in sequential order or even on the same page.

C1 2020 Total Prisoner Population by Minimum Term Distribution – All Offenses

Page 16 of 23

C - 29

GRAND TOTALS			TOTAL*	.5	1	1.5	2	2.5	3	3.5	4	4.5	5	10	15	20	25	>25	LIFE	AVG
VIOLATIONS			33,617	24	367	1,291	2,831	1,038	1,789	603	1,216	503	1,818	6,236	3,605	2,489	2,155	2,812	4,840	11.7
ATTEMPTS			33,355	24	349	1,228	2,767	1,003	1,760	586	1,208	502	1,811	6,224	3,600	2,488	2,154	2,812	4,839	11.8
Compiled Laws	Offense	Max. Penalty	262		18	63	64	35	29	17	8	1	7	12	5	1	1		1	2.8
750.4792D2	Lying to Peace Officer - Violent Crime Investigation	4 ATTEMPTS	2				1	1												2.3
750.479A2	Police Officer - Flee (Penal Code) 4th Degree	2 ATTEMPTS	2			1					1									2.5
750.479A3	Police Officer - Flee (Penal Code) 3rd Degree	5 ATTEMPTS	34		1	5	11	5	4	3	1		2		1		1			3.3
750.479A4-A	Police Officer - Flee (Penal Code) - 2nd Offense	10 ATTEMPTS	16				2		2	1	1		2	6	1	1				12.7
750.479A5-A	Police Officer - Flee (Penal Code) 1st Degree	15 ATTEMPTS	4											2		2				13.5
750.479B1	Peace Officer - Disarming - Non-Firearm	4 ATTEMPTS	2					1			1									3.1
750.479B2	Peace Officer - Disarming - Firearm	10 ATTEMPTS	1 4			1			1		1				2					3.0 8.6
750.483A2B	Interfere w/ Crime Report Threat to Kill/Injure	10 ATTEMPTS	11				1	3		1	1		3	2						4.3
750.483A4B	Interfere w/ Police Investigation Threat to Kill/Injure	10 ATTEMPTS	2							1	1									3.7
750.483A6A	Tamper w/ Evidence	4 ATTEMPTS	2			1	1													1.5
750.483A6B	Tamper w/ Evidence - Criminal Case Max >10 yr Term	10 ATTEMPTS	5					1	2		1			1						3.8
750.505	Common Law Offenses	5 ATTEMPTS	1															1		40.0
750.505-A	Obstruction of Justice	5 ATTEMPTS	7			2	1		1				1	1	1					4.8
750.505-B	Accessory After the Fact to Felony	5 ATTEMPTS	8			1	4		2	1										2.3
750.50B	Animals - Kill/Torture	4 ATTEMPTS	4		1	2			1											1.8
750.520	Rape	LIFE ATTEMPTS	9																9	
750.520B	CSC - 1st Degree - Multiple Variables	LIFE ATTEMPTS	905				3	1	4	1	5	1	7	86	180	148	114	230	125	23.5
750.520B1A	CSC - 1st Degree - Person Under 13	LIFE ATTEMPTS	911 1				2 1	1	6	1	3	6	10	107	220	175	181	132	67	19.6 1.9

NOTE: Be sure to check for related offense codes when examining a particular type of crime. They may or may not be in sequential order or even on the same page.

C1 2020 Total Prisoner Population by Minimum Term Distribution – All Offenses

Page 17 of 23

C - 30

			TOTAL*	.5	1	1.5	2	2.5	3	3.5	4	4.5	5	10	15	20	25	>25	LIFE	AVG
GRAND TOTALS			33,617	24	367	1,291	2,831	1,038	1,789	603	1,216	503	1,818	6,236	3,605	2,489	2,155	2,812	4,840	11.7
VIOLATIONS			33,355	24	349	1,228	2,767	1,003	1,760	586	1,208	502	1,811	6,224	3,600	2,488	2,154	2,812	4,839	11.8
ATTEMPTS			262		18	63	64	35	29	17	8	1	7	12	5	1	1		1	2.8
Compiled Laws	Offense	Max. Penalty																		
750.520B1B	CSC - 1st Degree - Relationship	LIFE ATTEMPTS	523				1		3	1	4	2	13	92	174	116	44	64	9	17.0
750.520B1C	CSC - 1st Degree - During Felony	LIFE ATTEMPTS	197											20	43	34	18	67	15	24.4
750.520B1D	CSC - 1st Degree - Accomplices	LIFE ATTEMPTS	40											6	2	7	7	13	5	25.2
750.520B1E	CSC - 1st Degree - Weapon Used	LIFE ATTEMPTS	159								1	1		6	19	25	21	60	26	27.1
750.520B1F	CSC - 1st Degree - Personal Injury	LIFE ATTEMPTS	246				1					1	2	25	49	45	46	60	17	22.8
750.520B1G	CSC - 1st Degree - Injury to Incapacitated Victim	LIFE ATTEMPTS	7						1					2	2		1	1		16.4
750.520B1H	CSC - 1st Degree - Mentally Disabled Relationship	LIFE ATTEMPTS	17									1	2	2	4	5		3		16.5
750.520B2B	CSC - 1st Degree - Person <13, Defendant 17+ yrs.	LIFE ATTEMPTS	586					1	1		1		1	10	24	14	417	105	12	25.9
750.520B2C	CSC - 1st Degree - Person <13, Defendant 17+ yrs - 2nd Offense	LIFE ATTEMPTS	15														1	1	13	55.0
750.520C	CSC - 2nd Degree - Multiple Variables	15 ATTEMPTS	100			2	7	7	5	1	10	2	15	36	7		4	3	1	7.6
750.520C1A	CSC - 2nd Degree - Person Under 13	15 ATTEMPTS	230			10	13	9	16	2	13	5	28	92	21	13	3	5		8.0
750.520C1B	CSC - 2nd Degree - Relationship	15 ATTEMPTS	88			5	9	1	4	3	4	4	14	32	6	3	2	1		7.1
750.520C1C	CSC - 2nd Degree - During Felony	15 ATTEMPTS	22		1		2	1	4			2	1	9	1			1		6.9
750.520C1D	CSC - 2nd Degree - Accomplices	15 ATTEMPTS	3				1							2						4.6
750.520C1E	CSC - 2nd Degree - Weapon Used	15 ATTEMPTS	6				1								1	2		2		23.7
750.520C1F	CSC - 2nd Degree - Personal Injury	15 ATTEMPTS	52			2	6		8	1	5	3	3	17	2	2		2	1	6.7
750.520C1G	CSC - 2nd Degree - Injury to Incapacitated Victim	15 ATTEMPTS	3			2	1													1.6
750.520C1H	CSC - 2nd Degree - Injury to Incapacitated Victim	15 ATTEMPTS	5				1		2					1			1			7.8
750.520C1H	CSC - 2nd Degree - Mentally Disabled Relationship	15 ATTEMPTS	11				3	1		1			2	4						4.7

NOTE: Be sure to check for related offense codes when examining a particular type of crime. They may or may not be in sequential order or even on the same page.

C1 2020 Total Prisoner Population by Minimum Term Distribution – All Offenses

Page 18 of 23

C - 31

			TOTAL*	.5	1	1.5	2	2.5	3	3.5	4	4.5	5	10	15	20	25	>25	LIFE	AVG
GRAND TOTALS			33,617	24	367	1,291	2,831	1,038	1,789	603	1,216	503	1,818	6,236	3,605	2,489	2,155	2,812	4,840	11.7
VIOLATIONS			33,355	24	349	1,228	2,767	1,003	1,760	586	1,208	502	1,811	6,224	3,600	2,488	2,154	2,812	4,839	11.8
ATTEMPTS			262		18	63	64	35	29	17	8	1	7	12	5	1	1		1	2.8
Compiled Laws	Offense	Max. Penalty																		
750.520C1K	CSC - 2nd Degree - County Prisoner	15 ATTEMPTS	1											1						7.2
750.520C2B	CSC - 2nd Degree - Person <13, Defendant 17+ yrs.	15 ATTEMPTS	323	8	4	3	21	9	25	14	19	6	48	125	26	12	5	4	2	7.6
750.520D	CSC - 3rd Degree - Multiple Variables	15 ATTEMPTS	208	5		2	6	8	11	2	10	6	29	90	27	10	1	5	1	8.5
750.520D1A	CSC - 3rd Degree - Person 13-15	15 ATTEMPTS	700	16	4	12	49	18	54	16	40	20	81	311	58	25	7	4	1	7.2
750.520D1B	CSC - 3rd Degree - Force/Coercion	15 ATTEMPTS	344	4		5	14	5	12	5	20	8	41	162	31	20	12	9		9.2
750.520D1C	CSC - 3rd Degree - Incapacitated Victim	15 ATTEMPTS	87	1	1	1	8	2	8	2	6	1	10	33	8	3	3	1		7.4
750.520D1D	CSC - 3rd Degree - Incest	15 ATTEMPTS	77	1		1	1		3	1	1	1	5	51	8	3	2			17.8
750.520D1E	CSC - 3rd Degree - Student	15 ATTEMPTS	7									1	2	4						2.4
750.520D1G	CSC - 3rd Degree - Foster Care	15 ATTEMPTS	1						1											6.5
750.520E	CSC - 4th Degree - Multiple Variables	2 ATTEMPTS	7		1	4			1		1									3.0
750.520E1A	CSC - 4th Degree - Force/Coercion	2 ATTEMPTS	21		5	7	4	1	2				1	1						1.9
750.520E1A-A	CSC - 4th Degree - Victim 13-16	2 ATTEMPTS	11			4	2		1	1	2		1							2.1
750.520E1B	CSC - 4th Degree - Incapacitated Victim	2 ATTEMPTS	1								1									5.1
750.520E1G	CSC - 4th Degree - Incest	2 ATTEMPTS	1			1														3.8
750.520F	CSC - 2nd+ Offense	LIFE ATTEMPTS	2										1		1					1.3
750.520G1	CSC - Assault w/ Intent to Commit Sexual Penetration	10 ATTEMPTS	189	3	2	19	26	13	21	7	11	2	25	45	6	3	6	2	1	5.6
750.520G2	CSC - 2nd Degree Assault	5 ATTEMPTS	51	1	2	12	13	3	4	8	2		3	2					1	1.9
750.529	Robbery - Armed	LIFE ATTEMPTS	3,282	5	1	3	18	28	55	52	60	87	151	1,064	862	391	225	235	50	13.2
						1			3						1					5.5

NOTE: Be sure to check for related offense codes when examining a particular type of crime. They may or may not be in sequential order or even on the same page.

C1 2020 Total Prisoner Population by Minimum Term Distribution – All Offenses

Page 19 of 23

C - 32

GRAND TOTALS			TOTAL*	.5	1	1.5	2	2.5	3	3.5	4	4.5	5	10	15	20	25	>25	LIFE	AVG
VIOLATIONS			33,617	24	367	1,291	2,831	1,038	1,789	603	1,216	503	1,818	6,236	3,605	2,489	2,155	2,812	4,840	11.7
ATTEMPTS			33,355	24	349	1,228	2,767	1,003	1,760	586	1,208	502	1,811	6,224	3,600	2,488	2,154	2,812	4,839	11.8
Max. Penalty			262		18	63	64	35	29	17	8	1	7	12	5	1	1		1	2.8
Compiled Laws	Offense	Max. Penalty																		
750.529-A	Robbery - Armed - Serious Injury	LIFE ATTEMPTS	31											17	5	3	3	3		13.4
750.529A	Carjacking	LIFE ATTEMPTS	544				4	5	18	14	17	21	19	216	134	49	19	26	2	11.2
750.530	Robbery - Unarmed	15 ATTEMPTS	1				1													2.0
750.530	Robbery - Unarmed	15 ATTEMPTS	627	1	17	14	83	50	86	25	71	20	62	146	33	8	2	5	4	5.1
750.531	Bank Robbery/Safe Breaking	LIFE ATTEMPTS	7		2	1	1		1					2						4.9
750.531	Bank Robbery/Safe Breaking	LIFE ATTEMPTS	5											1	1	1			2	13.6
750.531-A	Bank Robbery	LIFE ATTEMPTS	71		2	2	4	4	5	1	5	2	9	14	8	6	3	6		10.1
750.531B	Safe Breaking	LIFE ATTEMPTS	58				2	1	3	1	6	3	4	28	2	6		2		8.5
750.531B	Safe Breaking	LIFE ATTEMPTS	1				1													1.9
750.532	Seduction	5 ATTEMPTS	1						1											3.0
750.532	Seduction	5 ATTEMPTS	1		1															1.0
750.535	Stolen Prop. - Receive & Conceal (Obsolete)	10 ATTEMPTS	1			1													1	1.5
750.535-A	Stolen Prop. - Receive & Conceal, >\$100 (Obsolete)	5 ATTEMPTS	2												1				1	12.0
750.5352A	Stolen Prop. - Receive & Conceal, \$20K or More	10 ATTEMPTS	11		2	1	3	2	1	1			1							2.3
750.5352A	Stolen Prop. - Receive & Conceal, \$20K or More	10 ATTEMPTS	1								1									4.0
750.5352B	Stolen Prop. - Receive & Conceal, \$1K - <\$20K - 3rd+ Offense	10 ATTEMPTS	1											1						6.0
750.5353A	Stolen Prop. - Receive & Conceal, \$1K - <\$20K	5 ATTEMPTS	40			4	15	11	2	3	1		1	3						2.8
750.5353B	Stolen Prop. - Receive & Conceal, \$200 - <\$1K - 2nd+ Offense	5 ATTEMPTS	3			1			1		1									2.7
750.5357	Stolen Prop. - Receive & Conceal, Motor Vehicle	5 ATTEMPTS	49		7	7	22	3	7				2	1						2.1
750.5358	Stolen Prop. - Receive & Conceal, Motor Vehicle - Second Offense	10 ATTEMPTS	10		2	2	1	2	2	1										2.1
750.535A2	Motor Vehicles - Operate Chop Shop	10 ATTEMPTS	3				1		1	1										2.8
750.535B	Weapons - Firearms, Receive & Conceal	10 ATTEMPTS	22			6	8	2	1	2	1		1	1						2.5
750.539J2A2	Surveil Unclothed Person - 2nd Offense	5 ATTEMPTS	2				1						1							3.5

NOTE: Be sure to check for related offense codes when examining a particular type of crime. They may or may not be in sequential order or even on the same page.

C1 2020 Total Prisoner Population by Minimum Term Distribution – All Offenses

Page 20 of 23

C - 33

			TOTAL*	.5	1	1.5	2	2.5	3	3.5	4	4.5	5	10	15	20	25	>25	LIFE	AVG
GRAND TOTALS			33,617	24	367	1,291	2,831	1,038	1,789	603	1,216	503	1,818	6,236	3,605	2,489	2,155	2,812	4,840	11.7
VIOLATIONS			33,355	24	349	1,228	2,767	1,003	1,760	586	1,208	502	1,811	6,224	3,600	2,488	2,154	2,812	4,839	11.8
ATTEMPTS			262		18	63	64	35	29	17	8	1	7	12	5	1	1		1	2.8
Compiled Laws	Offense	Max. Penalty																		
750.539J2B	Capture/Distribute Image of Unclothed Person	5 ATTEMPTS	9				5	2	2											2.3
750.5405A	Interfere w/ Electronic Communications	2 ATTEMPTS	2			2														1.1
750.5405B	Interfere w/ Electronic Communications, Injury/Death	4 ATTEMPTS	2				1		1											2.5
750.543F-A	Terrorism	LIFE ATTEMPTS	1													1				16.0
750.543M	Terrorism - False Report or Threat	20 ATTEMPTS	19			2	1	2	2	1	2		2	4	2	1				6.0
750.543P	Terrorism - Use of Internet/Telecomm. to Commit	20 ATTEMPTS	3						1	2										3.2
750.543P	Terrorism - Use of Internet/Telecomm. to Commit	20 ATTEMPTS	2									1	1							5.8
750.552c	Trespass Upon Key Facility	4 ATTEMPTS	1								1									3.8
750.72	Arson - Dwelling House/Curtilage	20 ATTEMPTS	26				1	1		1	2			11	7	1	1		1	9.3
750.72-A	Arson - Dwelling House	20 ATTEMPTS	27		1	1	1	1				2	3	8	6	4				9.2
750.73	Arson - Real Property	10 ATTEMPTS	8			1	2	1			1			2					1	4.0
750.731	Arson - Second Degree	20 ATTEMPTS	58				2	3		1	5	2	8	28	7	2				7.0
750.74	Arson - Personal Property, Over \$50	4 ATTEMPTS	1			2	6	1	3	1	1		3	5		1		2		6.3
750.741D1	Arson - Personal Property, \$20K or More	10 ATTEMPTS	1										1							5.0
750.751	Fourth Degree Arson	5 ATTEMPTS	8			1	3	1	1				1	1						6.8
750.761A	Arson of an Insured Dwelling	LIFE ATTEMPTS	1											1						7.0
750.761B	Arson of Insured Real Property	20 ATTEMPTS	2								1			1						5.0
750.771C	Arson - Preparation to Burn Property	5 ATTEMPTS	1				1													2.0
750.771D1	Arson - Preparation to Burn Property, \$20K or More	10 ATTEMPTS	2												2					12.8

NOTE: Be sure to check for related offense codes when examining a particular type of crime. They may or may not be in sequential order or even on the same page.

C1 2020 Total Prisoner Population by Minimum Term Distribution – All Offenses

Page 21 of 23

C - 34

GRAND TOTALS			TOTAL*	.5	1	1.5	2	2.5	3	3.5	4	4.5	5	10	15	20	25	>25	LIFE	AVG
VIOLATIONS			33,617	24	367	1,291	2,831	1,038	1,789	603	1,216	503	1,818	6,236	3,605	2,489	2,155	2,812	4,840	11.7
ATTEMPTS			33,355	24	349	1,228	2,767	1,003	1,760	586	1,208	502	1,811	6,224	3,600	2,488	2,154	2,812	4,839	11.8
Max. Penalty			262		18	63	64	35	29	17	8	1	7	12	5	1	1		1	2.8
Compiled Laws	Offense	Max. Penalty																		
750.791C1	Arson - Preparation to Burn Property, \$1K - <\$20K	5 ATTEMPTS	1						1											3.0
750.791C3	Arson - Preparation to Burn Property	5 ATTEMPTS	3				2								1					5.3
750.791D1	Arson - Preparation to Burn Property, \$20K or More	10 ATTEMPTS	1									1								5.0
750.791D6	Arson - Preparation to Burn a Building	10 ATTEMPTS	2					1						1						4.0
750.791E1	Arson - Preparation to Burn an Insured Dwelling	15 ATTEMPTS	1							1										3.4
750.812	Domestic Violence	MISD ATTEMPTS	1			1														1.2
750.813	Domestic Violence and/or Assault Pregnant Individual - 2nd Offense	1 ATTEMPTS	1				1													2.0
750.814	Domestic Violence - 3rd Offense	2 ATTEMPTS	334	1	13	62	85	40	62	20	21	1	14	11	3	1				8.0
750.81A	Assault - Aggravated	1 ATTEMPTS	3																	1.8
750.81A3	Assault - Aggravated	2 ATTEMPTS	1						1											3.0
750.81A3	Domestic Violence, Aggravated - 2nd Offense	2 ATTEMPTS	33		4	7	10	1	4	4	2			1						4.4
750.81D1	Police Officer - Assault/Resist/Obstruct	2 ATTEMPTS	151		13	47	45	12	21	1	10		2							2.0
750.81D2	Police Officer - Assault/Resist/Obstruct, Causing Injury	4 ATTEMPTS	25			7	7	5	1	1	1		2	1						2.6
750.81D3	Police Officer - Assault/Resist/Obstruct, Serious Impairment	15 ATTEMPTS	12				1		3			1	1	3	1	2				8.3
750.82	Felonious Assault	4 ATTEMPTS	218	1	13	43	78	32	23	2	12	1	8	5						2.3
750.822	Weapon-Free Schools - Assault w/ Dangerous Weapon	4 ATTEMPTS	8		2	5		1												1.4
750.822	Weapon-Free Schools - Assault w/ Dangerous Weapon	4 ATTEMPTS	1						1											3.0
750.83	Assault w/ Intent to Murder	LIFE ATTEMPTS	1,284				2		5	2	5	6	30	274	314	214	129	220	83	18.4
750.84	Assault w/ Intent to do Great Bodily Harm Less Than Murder	10 ATTEMPTS	1																	25.0
750.84	Assault w/ Intent to do Great Bodily Harm Less Than Murder	10 ATTEMPTS	1,016	1	7	23	91	55	119	45	88	22	135	300	65	11	33	10	11	12.7
750.841B	Assault by Strangulation	10 ATTEMPTS	49			8	12	10	6	6	2		2	3						5.4
750.841B	Assault by Strangulation	10 ATTEMPTS	61			4	4	2	3	1	8	1	14	18	2		3	1		6.3
750.841B	Assault by Strangulation	10 ATTEMPTS	11		1	4	2	1	1		1			1						2.3

NOTE: Be sure to check for related offense codes when examining a particular type of crime. They may or may not be in sequential order or even on the same page.

C1 2020 Total Prisoner Population by Minimum Term Distribution – All Offenses

Page 22 of 23

C - 35

GRAND TOTALS			TOTAL*	.5	1	1.5	2	2.5	3	3.5	4	4.5	5	10	15	20	25	>25	LIFE	AVG
VIOLATIONS			33,617	24	367	1,291	2,831	1,038	1,789	603	1,216	503	1,818	6,236	3,605	2,489	2,155	2,812	4,840	11.7
ATTEMPTS			33,355	24	349	1,228	2,767	1,003	1,760	586	1,208	502	1,811	6,224	3,600	2,488	2,154	2,812	4,839	11.8
Max. Penalty			262		18	63	64	35	29	17	8	1	7	12	5	1	1		1	2.8
Compiled Laws	Offense	Max. Penalty																		
750.85	Torture	LIFE ATTEMPTS	72											5	25	22	5	13	2	19.5
750.86	Assault w/ Intent to Maim	10 ATTEMPTS	1											1						6.0
750.87	Assault w/ Intent to Commit Felony	10 ATTEMPTS	4						1						2			1		20.0
750.88	Assault w/ Intent to Rob While Unarmed	15 ATTEMPTS	44		3	2	3	5	5		3	2	8	8	3		1	1		6.0
750.89	Assault w/ Intent to Rob While Armed	LIFE ATTEMPTS	367				4	3	7	6	6	8	8	89	112	62	20	31	11	14.2
750.90A	Assault - Pregnant Individual, Miscarriage/Stillbirth w/ Intent	LIFE ATTEMPTS	5												2	1	1		1	17.8
750.91	Homicide - Attempted Murder	LIFE ATTEMPTS	18											2	7	4	2	2	1	19.2
752.1084	Organized Retail Crime	5 ATTEMPTS	20			4	6	6	1		1	1		1						2.5
			1			1														1.5
752.542A	Prisons - Riots	10 ATTEMPTS	3											2	1					10.0
752.7972A	Computers - Unauthorized Access	5 ATTEMPTS	1					1												2.3
752.7973C	Computers - Use to Commit Crime Max 2 yrs - <4 yrs	4 ATTEMPTS	3			1	2													1.7
752.7973D	Computers - Use to Commit Crime Max 4 yrs - <10 yrs	7 ATTEMPTS	76		1	6	14	6	9	6	8	4	8	13	1					3.9
752.7973E	Computers - Use to Commit Crime Max 10 yrs - <20 yrs	10 ATTEMPTS	1				1													1.6
752.7973F	Computers - Use to Commit Crime Max 20 yrs or More	20 ATTEMPTS	18				1		1	1	1		1	11	1	1				7.5
752.811A	Breaking & Entering - Coin Operated Device	3 ATTEMPTS	2		1			1												1.8
767A.91A	Prosecutor's Investigative Perjury	15 ATTEMPTS	1						1											3.0
767A.91B	Prosecutor's Investigative Subpoena Perjury	LIFE ATTEMPTS	13						1		1	2	2	1	2	3		1		12.2
769.12	Habitual Offender - 4th Offense	LIFE ATTEMPTS	6																6	

NOTE: Be sure to check for related offense codes when examining a particular type of crime. They may or may not be in sequential order or even on the same page.

C1 2020 Total Prisoner Population by Minimum Term Distribution – All Offenses

Page 23 of 23

C - 36

			TOTAL*	.5	1	1.5	2	2.5	3	3.5	4	4.5	5	10	15	20	25	>25	LIFE	AVG	
GRAND TOTALS			33,617	24	367	1,291	2,831	1,038	1,789	603	1,216	503	1,818	6,236	3,605	2,489	2,155	2,812	4,840	11.7	
VIOLATIONS			33,355	24	349	1,228	2,767	1,003	1,760	586	1,208	502	1,811	6,224	3,600	2,488	2,154	2,812	4,839	11.8	
ATTEMPTS			262		18	63	64	35	29	17	8	1	7	12	5	1	1		1	2.8	
Compiled Laws	Offense	Max. Penalty																			
771.3F	Tampering with Electronic Monitoring Device	2 ATTEMPTS	19		1	9	4	4	1												1.7
800.2813	Prisons - Bring Contraband Into Prison	5 ATTEMPTS	3			1		1					1								2.9
800.2814	Prisons - Prisoner Possessing Contraband	5 ATTEMPTS	6		1	1	1	1	2												2.1
800.2834	Prisons - Prisoner Possessing Weapon	5 ATTEMPTS	29		1	4	9	8	3		3		1								2.3
800.283A	Prisons - Furnish Cellphone to Prisoner	5 ATTEMPTS	1		1	1															.8
801.2622	Jails - Prisoner Possess Weapon	5 ATTEMPTS	2		1	1															1.1
801.2631	Jails - Prisoner Possess to Prisoner	5 ATTEMPTS	5		1	1	2							1							2.5
801.2632	Jails - Prisoner Possessing Contraband	5 ATTEMPTS	1			1															1.4
801.2631	Jails - Furnish Contraband to Prisoner	5 ATTEMPTS	2					1	1												2.8
801.2632	Jails - Prisoner Possessing Contraband	5 ATTEMPTS	12			3	4	1	4												2.2
			1			1															1.5

* Sentences with insufficient information = 0.

NOTES: Be sure to check for related offense codes when examining a particular type of crime. They may or may not be in sequential order or even on the same page. Largest minimum term is reported for prisoners with multiple offenses.

When minimum terms exceed maximum penalties, that may be due to anomalies in criminal justice practices, habitualized offenses, database errors, etc.

Each minimum term category is rounded up from the preceding category (for example, the ten-year category includes all minimums longer than five years up to exactly ten years).

Minimum term averages are based on raw data (with life sentences excluded from the calculations).

HYTA cases are included in the data.

Source: Offender Management Network Information (OMNI)

C1a 2020 Total Prisoner Population by Minimum Term Distribution – Non-Assaultive Offenses

Page 1 of 9

C - 37

			TOTAL	.5	1	1.5	2	2.5	3	3.5	4	4.5	5	10	15	20	25	>25	LIFE	AVG
GRAND TOTALS			4,620	2	179	573	1,391	393	533	137	317	49	449	479	72	23	9	4	10	3.4
VIOLATIONS			4,567	2	172	555	1,381	384	531	134	315	49	449	477	72	23	9	4	10	3.4
ATTEMPTS			53		7	18	10	9	2	3	2			2						2.1
Compiled Laws	Offense	Max. Penalty																		
28.2951A-A	State ID Card - Alter/Forge/Use to Commit Felony	10 ATTEMPTS	1										1							4.8
28.729	Sex Offenders - Failure to Register	4 ATTEMPTS	29		1	11	9	3	2		1		1	1						4.3
			1			1														1.3
28.7291B	Sex Offenders - Failure to Register - 2nd Offense	7 ATTEMPTS	7		1		4	1			1									2.1
28.7291C	Sex Offenders - Failure to Register - 3rd Offense	10 ATTEMPTS	15		1	5	4		1	1	1		2							2.3
			1			1														1.3
28.7292	Sex Offenders - Failure to Comply w/ Duties	MISD ATTEMPTS	5			2	2							1						2.9
257.257	License Documents/Plates - Forgery	5 ATTEMPTS	2							1	1									3.7
257.3107A	Driver's License - Forge w/ Intent to Commit Crime Max 10 Yrs+	10 ATTEMPTS	1											1						6.0
257.3107B	Driver's License - Forge w/ Intent to Commit Crime Max 6mos-<10 yrs	5 ATTEMPTS	1				1													2.0
257.6256D	Operating Vehicle Intoxicated, Contr. Sub. - 3rd Offense	5 ATTEMPTS	477		31	108	140	65	62	17	24	1	14	14	1					4.7
257.6257A2	Operating Vehicle Intoxicated, w/ Occupant <16 - 2nd+ Offense	5 ATTEMPTS	15			1	6	2	3	2			1							5.1
257.903	Motor Vehicle Code, False Certification	5 ATTEMPTS	1		1															1.0
333.16294	Health Profession - Unauthorized Practice Felony	4 ATTEMPTS	1				1													1.9
333.28413	Concealing the Death of an Individual	5 ATTEMPTS	2					1			1									3.1
400.60	Fraud - Welfare	4 ATTEMPTS	1			1														1.5
400.602-B	Fraud - Welfare, Failure to Inform, Over \$500	4 ATTEMPTS	1						1											2.8
400.606	Medicaid Fraud - Conspiracy	10 ATTEMPTS	1								1									3.8
445.65	Identity Theft	5 ATTEMPTS	16		1	2	6	1	2		2		1	1						2.6
445.65B	Identity Theft - Third Offense	15 ATTEMPTS	1											1						6.0

NOTE: Be sure to check for related offense codes when examining a particular type of crime. They may or may not be in sequential order or even on the same page.

C1a 2020 Total Prisoner Population by Minimum Term Distribution – Non-Assaultive Offenses

Page 2 of 9

C - 38

Compiled Laws	Offense	Max. Penalty
	GRAND TOTALS	
	VIOLATIONS	
	ATTEMPTS	
445.67	Identity Theft - Obtain/Possess/ Transfer ID w/ Intent	5 ATTEMPTS
445.67-B	Personal Identifying Information - Obtain w/ Intent to Commit Identity Theft - 3rd	15 ATTEMPTS
570.152	Contractor - Fraudulent Use of Building Contract Fund	3 ATTEMPTS
750.110	Breaking & Entering - Bldg. w/ Intent	15 ATTEMPTS
750.110-A	Breaking & Entering - Unoccupied Bldg. w/ Intent	10 ATTEMPTS
750.110-B	Breaking & Entering - Occupied Bldg. w/ Intent	15 ATTEMPTS
750.110A3	Home Invasion - 2nd Degree	15 ATTEMPTS
750.110A4	Home Invasion - 3rd Degree	5 ATTEMPTS
750.111	Breaking & Entering - Entry w/o Breaking, w/ Intent	5 ATTEMPTS
750.116	Burglar's Tools - Possess	10 ATTEMPTS
750.1227A	Witness - Bribe/Intimidate/ Interfere	4 ATTEMPTS
750.1313C	Check - Non-Sufficient Funds, \$500 or more	2 ATTEMPTS
750.131A1	Check - No Account	2 ATTEMPTS
750.147B	Ethnic Intimidation	2 ATTEMPTS
750.157A	Compounding Offenses	5 ATTEMPTS
750.157N1	Financial Transaction Device - Steal/Retain w/o Consent	4 ATTEMPTS
750.157N2	Financial Transaction Device - Possess Fraudulent One	4 ATTEMPTS
750.157P	Financial Transaction Device - Possess w/ Intent to Use/Sell	4 ATTEMPTS

TOTAL	.5	1	1.5	2	2.5	3	3.5	4	4.5	5	10	15	20	25	>25	LIFE	AVG
4,620	2	179	573	1,391	393	533	137	317	49	449	479	72	23	9	4	10	3.4
4,567	2	172	555	1,381	384	531	134	315	49	449	477	72	23	9	4	10	3.4
53		7	18	10	9	2	3	2			2						2.1
2			1	1													1.6
1											1						5.8
1			1														1.2
307	1	11	32	76	28	43	15	37		18	40	5	1				3.4
10		2		2	4	1		1									2.2
3					1			1						1			10.5
8								1		1	5		1				8.6
1											1						7.0
817		13	37	108	58	117	25	106	28	97	190	30	6	1	1		4.7
6			1	2	1		1	1			1						2.9
82		2	16	33	9	11	6	4		1							2.2
3			1		2												2.0
11		1	1	4	2	1	1	1									2.2
2				2													2.0
18		1	1	3	2	4		2	1	1	1	1	1				4.8
5			2	2								1					3.1
3			1	1								1					4.4
3		2			1												1.4
2			1	1													1.6
1										1							5.0
32		4	10	7	3	5				1	2						2.3
9		1	2	4		2											1.9
3			1	1		1											2.1

NOTE: Be sure to check for related offense codes when examining a particular type of crime. They may or may not be in sequential order or even on the same page.

C1a 2020 Total Prisoner Population by Minimum Term Distribution – Non-Assaultive Offenses

Page 3 of 9

C - 39

			TOTAL	.5	1	1.5	2	2.5	3	3.5	4	4.5	5	10	15	20	25	>25	LIFE	AVG
GRAND TOTALS			4,620	2	179	573	1,391	393	533	137	317	49	449	479	72	23	9	4	10	3.4
VIOLATIONS			4,567	2	172	555	1,381	384	531	134	315	49	449	477	72	23	9	4	10	3.4
ATTEMPTS			53		7	18	10	9	2	3	2			2						2.1
Compiled Laws	Offense	Max. Penalty																		
750.157Q	Financial Transaction Device - Illegal Sale/Use	4 ATTEMPTS	7 1			2 1	2	1	1				1							2.4 1.5
750.157W1C1	Financial Trans. Device - Fraud Withdraw/ Transfer, \$1K - <\$20K	5 ATTEMPTS	1			1														1.1
750.15911	Criminal Enterprise - Conduct	20 ATTEMPTS	79 1			1		3 1	3	1	5	4	10	31	14	3	4			8.2 2.5
750.15912	Criminal Enterprise - Acquire/Maintain	20 ATTEMPTS	2											2						8.0
750.15913	Criminal Enterprise - Racketeering Proceeds	20 ATTEMPTS	4											3	1					9.9
750.15914-A	Criminal Enterprise - Conspiracy	20 ATTEMPTS	7			1			3					3						4.5
750.160	Dead Bodies - Disinterment and Mutilation	10 ATTEMPTS	2										2							5.0
750.161	Desertion/Abandon/Non-Support	3 ATTEMPTS	1				1													2.0
750.165	Child Support - Fail to Pay	4 ATTEMPTS	13		2	4	3	1	2				1							2.1
750.1744A	Embezzle - Agent or Trustee, \$1K - <\$20K	5 ATTEMPTS	9 1		2	3	2		2											1.8 2.0
750.1745A	Embezzle - Agent or Trustee, \$20K - <\$50K	10 ATTEMPTS	6			1			2		1			2						4.0
750.1746	Embezzle - \$50K - <\$100K	15 ATTEMPTS	12			1	2	1	3				2	3						4.0
750.1747	Embezzlement - \$100K or More	15 ATTEMPTS	23			1	1	1	2		3	1	3	9	2					5.6
750.174A4A	Embezzlement - From Vulnerable Adult, \$1K - <\$20K	5 ATTEMPTS	3		1		2													3.2
750.174A6A	Embezzlement - From Vulnerable Adult, \$50K - <\$100K	15 ATTEMPTS	3						1					2						7.7
750.174A7A	Embezzlement - From Vulnerable Adult, \$100K or More	20 ATTEMPTS	1											1						7.5
750.175	Embezzle - Public Official, Over \$50	10 ATTEMPTS	1							1										3.2
750.1814A	Embezzle - Jointly Held Property, \$1K - <\$20K	5 ATTEMPTS	1						1											3.0

NOTE: Be sure to check for related offense codes when examining a particular type of crime. They may or may not be in sequential order or even on the same page.

C1a 2020 Total Prisoner Population by Minimum Term Distribution – Non-Assaultive Offenses

Page 4 of 9

C - 40

			TOTAL	.5	1	1.5	2	2.5	3	3.5	4	4.5	5	10	15	20	25	>25	LIFE	AVG	
GRAND TOTALS			4,620	2	179	573	1,391	393	533	137	317	49	449	479	72	23	9	4	10	3.4	
VIOLATIONS			4,567	2	172	555	1,381	384	531	134	315	49	449	477	72	23	9	4	10	3.4	
ATTEMPTS			53		7	18	10	9	2	3	2			2						2.1	
Compiled Laws	Offense	Max. Penalty																			
750.193	Escape - Prison	5																			
	ATTEMPTS		1			1															1.5
750.1952	Escape - From Felony Jail Sentence	4	4			1	3														1.7
750.1972	Escape - Awaiting Trial for Felony	4	1						1												3.0
750.199A	Bond - Abscond or Forfeit	4	13			4	5	1	1		2										2.2
750.200L	Harmful Substance/Device - Person Falsely Exposed	5	2			2															1.3
750.2184A	False Pretenses - \$1K - <\$20K	5	18		2	1	3	4	2	1	2		1	1		1					3.9
750.2185A	False Pretenses - \$20K or More	10	8			1	2		1		2		2								3.2
750.2185B	False Pretenses - \$1K - <\$20K - 3rd+ Offense	10	1								1										4.0
750.2186A	False Pretenses - \$5K - <\$100K	15	8						4	1			1	1		1					5.5
750.21871A	False Pretenses - \$100,000 or More	20	2											2							8.0
750.2241-A	Weapons - Dangerous Weapon - Misc.	5	6			1	2	2			1										2.3
750.224A	Weapons - Taser, Possession or Sale	4	2								1			1							5.0
750.224B	Weapons - Firearms, Short-Barrel Shotgun/Rifle	5	2				1							1							5.0
750.224F	Weapons - Firearms, Possession by Felon	5	244		9	18	50	34	56	16	17	1	12	19	6	2	3		1		3.7
750.224F6	Weapons - Ammunition - Possession by Felon	5	42			9	10	3	9	3	2		2	2	1	1					3.3
750.226	Weapons - Dangerous Weapon, Carry w/ Unlawful Intent	5	16		1	3	2	3	3		1		1		1				1		3.0
750.227	Weapons - Carry Concealed	5	167	1	22	25	27	24	39	7	8		6	8							2.6
	ATTEMPTS		2			2															1.5
750.227B-A	Weapons - Felony Firearm	2	508				507						1								2.0
	ATTEMPTS																				

NOTE: Be sure to check for related offense codes when examining a particular type of crime. They may or may not be in sequential order or even on the same page.

C1a 2020 Total Prisoner Population by Minimum Term Distribution – Non-Assaultive Offenses

Page 5 of 9

C - 41

			TOTAL	.5	1	1.5	2	2.5	3	3.5	4	4.5	5	10	15	20	25	>25	LIFE	AVG
GRAND TOTALS			4,620	2	179	573	1,391	393	533	137	317	49	449	479	72	23	9	4	10	3.4
VIOLATIONS			4,567	2	172	555	1,381	384	531	134	315	49	449	477	72	23	9	4	10	3.4
ATTEMPTS			53		7	18	10	9	2	3	2			2						2.1
Compiled Laws	Offense	Max. Penalty																		
750.227B-A1	Weapons - Felony Firearm - Pneumatic Gun	2 ATTEMPTS	2				2													2.0
750.227B-B	Weapons - Felony Firearm - 2nd Offense	5 ATTEMPTS	221										221							5.0
750.227B-C	Weapons - Felony Firearm - 3rd Offense	10 ATTEMPTS	44											44						10.0
750.248	Forgery	14 ATTEMPTS	19			3	3	1	5	1	2		2		1	1				4.4
750.248B	Forgery of a Document Affecting Real Property	14 ATTEMPTS	2								1	1								4.2
750.249	Utter & Publish	14 ATTEMPTS	74		6	18	22	5	9	2	6		3	3						2.4
750.249B	Uttering & Publishing a Document Affecting Real Property	14 ATTEMPTS	3				1		1				1							3.3
750.252	Utter & Publish - Possess Counterfeit Note w/ Intent	7 ATTEMPTS	3			3														1.2
750.253	Utter & Publish - Counterfeit Bills/Notes	5 ATTEMPTS	7		1	2	2	1					1							2.2
750.254	Utter & Publish - Possess Counterfeit Bank/State/Bills	5 ATTEMPTS	1			1														1.5
750.261	Counterfeiting - Coins/Possess Less than 5	10 ATTEMPTS	1					1												2.5
750.3562A	Larceny - \$20K or More	10 ATTEMPTS	9				2		1	2	2			2						3.8
750.3563A	Larceny - \$1K - <\$20K	5 ATTEMPTS	33			7	13	2	8		2			1						2.3
750.3563B	Larceny - \$200 - <\$1K - 2nd+ Offense	5 ATTEMPTS	1						1											2.8
750.356A	Larceny - From Motor Vehicle	10 ATTEMPTS	1			1														1.3
750.356A1	Larceny - From Motor Vehicle	5 ATTEMPTS	19		3	4	5	2	5											2.0
750.356A2C1	Breaking & Entering - Vehicle/Semi-Trailer/House Trailer, \$1K - <\$20K	5 ATTEMPTS	4			1	2						1							2.6
750.356A2D2	Breaking & Entering - Vehicle Semi-Trailer/House Trailer, \$1K - <\$20K - 2nd+ Offense	10 ATTEMPTS	1								1									4.0

NOTE: Be sure to check for related offense codes when examining a particular type of crime. They may or may not be in sequential order or even on the same page.

C1a 2020 Total Prisoner Population by Minimum Term Distribution – Non-Assaultive Offenses

Page 6 of 9

C - 42

			TOTAL	.5	1	1.5	2	2.5	3	3.5	4	4.5	5	10	15	20	25	>25	LIFE	AVG
GRAND TOTALS			4,620	2	179	573	1,391	393	533	137	317	49	449	479	72	23	9	4	10	3.4
VIOLATIONS			4,567	2	172	555	1,381	384	531	134	315	49	449	477	72	23	9	4	10	3.4
ATTEMPTS			53		7	18	10	9	2	3	2			2						2.1
Compiled Laws	Offense	Max. Penalty																		
750.356A3	Breaking & Entering - Vehicle Semi-Trailer/House Trailer, w/ Damage	5 ATTEMPTS	19		2	2	5	2	4		3		1							2.5
750.356C	Retail Fraud - 1st Degree	5 ATTEMPTS	231		17	56	75	23	22	3	26	1	3	5						2.3
750.357	Larceny from Person	10 ATTEMPTS	101		1	9	23	14	14	4	9	3	5	18	1					3.6
750.357B	Weapons - Firearms - Larceny	5 ATTEMPTS	11			7	2	1	1											1.8
750.360	Larceny in Building	4 ATTEMPTS	66		6	24	20	4	6	1	3			2						1.7
750.360A2B	Theft Detection Device - Deactivate/Remove - 2nd Offense	4 ATTEMPTS	1		1															1.0
750.3622A	Larceny by Conversion, \$20K or More	10 ATTEMPTS	1											1						6.0
750.3623A	Larceny by Conversion, \$1K - <\$20K	5 ATTEMPTS	12			4	6	1	1											1.9
750.362A2A	Fail to Return Rented Property, \$20K or More	10 ATTEMPTS	2				1			1										2.5
750.362A3A	Fail to Return Rented Property, \$1K - <\$20K	5 ATTEMPTS	1				1													1.7
750.377A1A1	Malicious Destruction Pers. Prop., \$20K Or More	10 ATTEMPTS	2					1		1										2.8
750.377A1B1	Malicious Destruction Pers. Prop., \$1K - <\$20K	5 ATTEMPTS	10		1	1	5			1		1	1							2.4
750.3802A	Malicious Destruction of Bldg., \$20K or More	10 ATTEMPTS	3			1	1	1												1.5
750.3803A	Malicious Destruction of Bldg., \$1K - <\$20K	5 ATTEMPTS	5		1	3	1													.8
750.383A	Malicious Destruction of Prop., Utility Prop.	4 ATTEMPTS	3			1	2													1.8
750.411A1B	False Report of Felony	4 ATTEMPTS	10			5	3	1	1											1.7
750.411A3A	False Report/Threat of Bomb/Harmful Device	4 ATTEMPTS	2			1					1									2.8
750.411U	Gang Membership - Assoc/Member Commit/Attempt Felony	20 ATTEMPTS	6					1			2			3						5.3

NOTE: Be sure to check for related offense codes when examining a particular type of crime. They may or may not be in sequential order or even on the same page.

C1a 2020 Total Prisoner Population by Minimum Term Distribution – Non-Assaultive Offenses

Page 7 of 9

C - 43

			TOTAL	.5	1	1.5	2	2.5	3	3.5	4	4.5	5	10	15	20	25	>25	LIFE	AVG
GRAND TOTALS			4,620	2	179	573	1,391	393	533	137	317	49	449	479	72	23	9	4	10	3.4
VIOLATIONS			4,567	2	172	555	1,381	384	531	134	315	49	449	477	72	23	9	4	10	3.4
ATTEMPTS			53		7	18	10	9	2	3	2			2						2.1
Compiled Laws	Offense	Max. Penalty																		
750.413	Motor Vehicle - Unlawful Drive Away	5 ATTEMPTS	103		2	20	39	13	14	3	5		1	6						2.5
			2		1	1														1.1
750.414	Motor Vehicle - Unlawful Use	2 ATTEMPTS	8		2	3	3													1.4
750.422	Perjury - Court Proceeding	LIFE ATTEMPTS	1														1			30.0
750.422-B	Perjury - Court Proceeding	15 ATTEMPTS	3				1						1	1						4.7
750.451-D	Prostitution - 3rd Offense	2 ATTEMPTS	1					1												2.5
750.452	Prostitution - Keeping House of	5 ATTEMPTS	1										1							5.0
750.457	Prostitution - Accept Earnings	20 ATTEMPTS	3								1		1	1						4.9
750.4792D2	Lying to Peace Officer - Violent Crime Investigation	4 ATTEMPTS	2				1	1												2.3
750.483A6A	Tamper w/ Evidence	4 ATTEMPTS	2			1	1													1.5
750.483A6B	Tamper w/ Evidence - Criminal Case Max >10 yr Term	10 ATTEMPTS	5					1	2		1			1						3.8
750.505	Common Law Offenses	5 ATTEMPTS	1															1		40.0
750.505-A	Obstruction of Justice	5 ATTEMPTS	7			2	1		1				1	1	1					4.8
750.505-B	Accessory After the Fact to Felony	5 ATTEMPTS	8			1	4		2	1										2.3
750.50B	Animals - Kill/Torture	4 ATTEMPTS	4		1	2			1											1.8
750.535	Stolen Prop. - Receive & Conceal (Obsolete)	10 ATTEMPTS	1																1	
			1			1														1.5
750.535-A	Stolen Prop. - Receive & Conceal, >\$100 (Obsolete)	5 ATTEMPTS	2												1				1	12.0
750.5352A	Stolen Prop. - Receive & Conceal, \$20K or More	10 ATTEMPTS	11		2	1	3	2	1	1			1							2.3
			1								1									4.0
750.5352B	Stolen Prop. - Receive & Conceal, \$1K - <\$20K - 3rd+ Offense	10 ATTEMPTS	1											1						6.0

NOTE: Be sure to check for related offense codes when examining a particular type of crime. They may or may not be in sequential order or even on the same page.

C1a 2020 Total Prisoner Population by Minimum Term Distribution – Non-Assaultive Offenses

Page 8 of 9

C - 4A

			TOTAL	.5	1	1.5	2	2.5	3	3.5	4	4.5	5	10	15	20	25	>25	LIFE	AVG
GRAND TOTALS			4,620	2	179	573	1,391	393	533	137	317	49	449	479	72	23	9	4	10	3.4
VIOLATIONS			4,567	2	172	555	1,381	384	531	134	315	49	449	477	72	23	9	4	10	3.4
ATTEMPTS			53		7	18	10	9	2	3	2			2						2.1
Compiled Laws	Offense	Max. Penalty																		
750.5353A	Stolen Prop. - Receive & Conceal, \$1K - <\$20K	5 ATTEMPTS	40			4	15	11	2	3	1		1	3						2.8
750.5353B	Stolen Prop. - Receive & Conceal, \$200 - <\$1K - 2nd+ Offense	5 ATTEMPTS	3			1				1		1								2.7
750.5357	Stolen Prop. - Receive & Conceal, Motor Vehicle	5 ATTEMPTS	49		7	7	22	3	7				2	1						2.1
750.5358	Stolen Prop. - Receive & Conceal, Motor Vehicle - Second Offense	10 ATTEMPTS	10		2	2	1	2	2	1										2.1
750.535A2	Motor Vehicles - Operate Chop Shop	10 ATTEMPTS	3				1		1	1										2.8
750.535B	Weapons - Firearms, Receive & Conceal	10 ATTEMPTS	22			6	8	2	1	2	1		1	1						2.5
750.5405A	Interfere w/ Electronic Communications	2 ATTEMPTS	2			2														1.1
750.543M	Terrorism - False Report or Threat	20 ATTEMPTS	19			2	1	2	2	1	2		2	4	2	1				6.0
750.552c	Trespass Upon Key Facility	4 ATTEMPTS	3							1	2									3.2
752.1084	Organized Retail Crime	5 ATTEMPTS	1								1									3.8
752.7972A	Computers - Unauthorized Access	5 ATTEMPTS	20			4	6	6	1		1	1		1						2.5
752.7972A	Computers - Unauthorized Access	5 ATTEMPTS	1			1														1.5
752.7972A	Computers - Unauthorized Access	5 ATTEMPTS	1					1												2.3
752.7973C	Computers - Use to Commit Crime Max 2 yrs - <4 yrs	4 ATTEMPTS	3			1	2													1.7
752.7973D	Computers - Use to Commit Crime Max 4 yrs - <10 yrs	7 ATTEMPTS	76		1	6	14	6	9	6	8	4	8	13	1					3.9
752.7973E	Computers - Use to Commit Crime Max 10 yrs - <20 yrs	10 ATTEMPTS	1				1													1.6
752.7973F	Computers - Use to Commit Crime Max 20 yrs or More	20 ATTEMPTS	18				1		1	1	1		1	11	1	1				7.5
752.811A	Breaking & Entering - Coin Operated Device	3 ATTEMPTS	2		1			1												1.8
767A.91A	Prosecutor's Investigative Perjury	15 ATTEMPTS	1						1											3.0
767A.91B	Prosecutor's Investigative Subpoena Perjury	LIFE ATTEMPTS	13						1		1	2	2	1	2	3		1		12.2

NOTE: Be sure to check for related offense codes when examining a particular type of crime. They may or may not be in sequential order or even on the same page.

C1a 2020 Total Prisoner Population by Minimum Term Distribution – Non-Assaultive Offenses

Page 9 of 9

C - 45

			TOTAL	.5	1	1.5	2	2.5	3	3.5	4	4.5	5	10	15	20	25	>25	LIFE	AVG
GRAND TOTALS			4,620	2	179	573	1,391	393	533	137	317	49	449	479	72	23	9	4	10	3.4
VIOLATIONS			4,567	2	172	555	1,381	384	531	134	315	49	449	477	72	23	9	4	10	3.4
ATTEMPTS			53		7	18	10	9	2	3	2			2						2.1
Compiled Laws	Offense	Max. Penalty																		
769.12	Habitual Offender - 4th Offense	LIFE ATTEMPTS	6																6	
771.3F	Tampering with Electronic Monitoring Device	2 ATTEMPTS	19		1	9	4	4	1											1.7
800.2813	Prisons - Bring Contraband Into Prison	5 ATTEMPTS	3			1		1					1							2.9
800.2814	Prisons - Prisoner Possessing Contraband	5 ATTEMPTS	6		1	1	1	1	2											2.1
800.2834	Prisons - Prisoner Possessing Weapon	5 ATTEMPTS	29		1	4	9	8	3		3		1							2.3
800.283A	Prisons - Furnish Cellphone to Prisoner	5 ATTEMPTS	1		1															.8
801.2622	Jails - Prisoner Possess Weapon	5 ATTEMPTS	2		1	1														1.1
801.2631	Jails - Prisoner Possess to Prisoner	5 ATTEMPTS	5		1	1	2							1						2.5
801.2632	Jails - Prisoner Possessing Contraband	5 ATTEMPTS	1																	1.4
			2					1	1											2.8
			12			3	4	1	4											2.2
			1			1														1.5

NOTES: Be sure to check for related offense codes when examining a particular type of crime. They may or may not be in sequential order or even on the same page. Largest minimum term is reported for prisoners with multiple offenses. When minimum terms exceed maximum penalties, that may be due to anomalies in criminal justice practices, habitualized offenses, database errors, etc. Each minimum term category is rounded up from the preceding category (for example, the ten-year category includes all minimums longer than five years up to exactly ten years). Minimum term averages are based on raw data (with life sentences excluded from the calculations). HYTA cases are included in the data.

Source: Offender Management Network Information (OMNI)

C1b 2020 Total Prisoner Population by Minimum Term Distribution – Drug Offenses

Page 1 of 3

C - 46

GRAND TOTALS			TOTAL	.5	1	1.5	2	2.5	3	3.5	4	4.5	5	10	15	20	25	>25	LIFE	AVG	
VIOLATIONS			2,779	3	46	231	424	162	357	103	213	113	201	711	116	56	20	6	17	5.0	
ATTEMPTS			2,765	3	44	227	420	160	357	102	213	113	200	711	116	56	20	6	17	5.0	
Max. Penalty			14		2	4	4	2		1			1							2.0	
Compiled Laws	Offense	Max. Penalty																			
333.17766C1D	Contr. Sub. - Ephedrine/Pseudoephedrine Purchas/Possess to Make Meth	5 ATTEMPTS	7			1	3	2							1						3.9
333.7340C	Ephedrine/Pseudoephedrine - Solicit Another to Obtain	10 ATTEMPTS	3				2		1												2.1
333.74012A1	Contr. Sub. - Del/Mfg 1,000+ Grams (Narc. or Cocaine)	LIFE ATTEMPTS	77				1		2		1		3	13	11	21	9	3	13	30.5	
333.74012A2	Contr. Sub. - Del/Mfg 450 - 999 Grams (Narc. or Cocaine)	30 ATTEMPTS	39						1		1	1	1	10	14	9	2			25.7	
333.74012A3	Contr. Sub. - Del/Mfg 50 - 449 Grams (Narc. or Cocaine)	20 ATTEMPTS	259			2	12	1	20	4	18	14	17	116	38	10	6		1	15.9	
333.74012A4	Contr. Sub. - Del/Mfg Under 50 Grams (Narc. or Cocaine)	20 ATTEMPTS	532	1	11	50	107	62	80	25	65	11	34	75	7	4				3.6	
333.74012B-A	Contr. Sub. - Del/Mfg (Sched. 1-3), Except Marijuana	7 ATTEMPTS	5		2		2			1										1.8	
333.74012B1	Contr. Sub. - Del/Mfg Meth/Ecstasy	20 ATTEMPTS	44		1	11	14	6	4	1	3	1	1	2						5.0	
333.74012C-A	Contr. Sub. - Del/Mfg (Sched. 4)	4 ATTEMPTS	736		2	5	47	28	112	36	59	51	79	296	16	3	2			15.9	
333.74012D3	Contr. Sub. - Del/Mfg Marijuana	4 ATTEMPTS	1			1	1													4.8	
333.74012F	Prescription Forms - Del/Mfg/ Intent	7 ATTEMPTS	2			1	1													1.6	
333.7401C2A	Contr. Sub. - Operate/Maintain Lab	4 ATTEMPTS	10		1	1	6		1		1									4.3	
333.7401C2B	Contr. Sub. - Operate/Maintain Lab Near Minor	7 ATTEMPTS	1			1														1.5	
333.7401C2C	Contr. Sub. - Operate/Maintain Lab Involving Hazardous Waste	10 ATTEMPTS	15				5	1	4	2	2				1					3.3	
333.7401C2D	Contr. Sub. - Operate/Maintain Lab Near Specified Places	20 ATTEMPTS	17						1		3	2	3	8						5.7	
333.7401C2D-A	Contr. Sub. - Operate/Maintain Meth Lab Near Specified Places	20 ATTEMPTS	25				1		3		1	2	7	8	2	1				6.3	
333.7401C2E	Contr. Sub. - Operate/Maintain Lab Involving Firearm	25 ATTEMPTS	14						1	1		2		9		1				7.3	
333.7401C2F	Contr. Sub. - Operate/Maintain Lab Involving Meth	20 ATTEMPTS	4							1		1		2						5.3	
			4								1		3							7.3	
			266		1	1	6	4	30	6	15	18	30	137	16	2				6.1	

NOTE: Be sure to check for related offense codes when examining a particular type of crime. They may or may not be in sequential order or even on the same page.

C1b 2020 Total Prisoner Population by Minimum Term Distribution – Drug Offenses

Page 2 of 3

C - 47

			TOTAL	.5	1	1.5	2	2.5	3	3.5	4	4.5	5	10	15	20	25	>25	LIFE	AVG
GRAND TOTALS			2,779	3	46	231	424	162	357	103	213	113	201	711	116	56	20	6	17	5.0
VIOLATIONS			2,765	3	44	227	420	160	357	102	213	113	200	711	116	56	20	6	17	5.0
ATTEMPTS			14		2	4	4	2		1			1							2.0
Compiled Laws	Offense	Max. Penalty																		
333.74022A	Contr. Sub. - Create/Del./Intent Counterfeit (Narcotic)	10 ATTEMPTS	3				1		1		1									2.9
333.74022A-A	Contr. Sub. - Create/Del./Intent Counterfeit (Methamphetamine)	10 ATTEMPTS	1				1													2.0
333.74022B	Contr. Sub. - Create/Del./Intent Counterfeit (Sched. 1-3)	5 ATTEMPTS	1										1							5.0
333.74022E	Contr. Sub. - Create/Deliver Analogue	15 ATTEMPTS	26			4	6	1	9	2	1		2		1					3.0
333.74032A1	Contr. Sub. - Possess 1,000+ Grams (Narcotic)	LIFE ATTEMPTS	7											1	1		1	1	3	38.2
333.74032A2	Contr. Sub. - Possess 450 - 999 Grams (Narcotic)	30 ATTEMPTS	7						1		1				3	1		1		30.6
333.74032A3	Contr. Sub. - Possess 50 - 449 Grams (Narcotic)	20 ATTEMPTS	32				2				2	2	7	12	3	4				8.0
333.74032A4	Contr. Sub. - Possess 25 - 49 Grams (Narcotic)	4 ATTEMPTS	4			1	2			1										2.2
333.74032A5	Contr. Sub. - Possess <25 Grams (Narcotic)	4 ATTEMPTS	137	2	13	45	40	14	16	1	2		1	3						1.9
333.74032B-A	Contr. Sub. - Possess Analogues/Sched. 1-4	2 ATTEMPTS	9			4	3		2											1.9
333.74032B1	Contr. Sub. - Possess Methamphetamine	10 ATTEMPTS	460		13	98	154	40	66	22	33	7	11	15	1					2.5
333.7403A	Controlled Substance - Fraudulently Obtaining	4 ATTEMPTS	6			4	1	1												1.6
333.74042A	Contr. Sub. - Use (Narcotic/Cocaine/Meth/Ecstasy)	1 ATTEMPTS	1								1									4.0
333.74042A	Contr. Sub. - Use (Narcotic/Cocaine/Meth/Ecstasy)	1 ATTEMPTS	1		1															1.0
333.7405D	Contr. Sub. - Maintain Drug House	2 ATTEMPTS	7			2	1				2		1	1						3.8
333.74071C	Contr. Sub. - Obtain by Fraud	4 ATTEMPTS	1				1													2.0
333.7407AA	Contr. Sub. - Inducing Person to Violate - Life Felony	VAR ATTEMPTS	1					1												2.5
333.74101-B-A	Contr. Sub. - Delivery to Minor - Ecstasy/MDMA	40 ATTEMPTS	1															1		46.7
333.74101B	Contr. Sub. - Delivery to Minor, Sched. 1/2/3 (not Marijuana/Coc.)	14 ATTEMPTS	1					1												2.5

NOTE: Be sure to check for related offense codes when examining a particular type of crime. They may or may not be in sequential order or even on the same page.

C1b 2020 Total Prisoner Population by Minimum Term Distribution – Drug Offenses

Page 3 of 3

C - 48

Compiled Laws	Offense	Max. Penalty
		GRAND TOTALS
		VIOLATIONS
		ATTEMPTS
333.74101D	Contr. Sub. - Delivery to Minor, Sched. 4 and Marijuana	8 ATTEMPTS
333.74102-A	Contr. Sub. - Deliver <50 Grams, School Prop. (Narc/Cocaine)	60 ATTEMPTS
333.74103	Contr. Sub. - Intent Deliver <50 Grams, School Prop (Narc.)	40 ATTEMPTS
333.74104-B	Contr. Sub. - Possession on School Property	4 ATTEMPTS
333.74104-F	Contr. Sub. - Possession on School/Library Prop. (Meth.)	20 ATTEMPTS
333.74106	Contr. Sub - Manuf. of Meth. on School/Library Property	40 ATTEMPTS
333.74132	Contr. Sub. - 2nd+ Offense - Double Penalty	VAR ATTEMPTS

TOTAL	.5	1	1.5	2	2.5	3	3.5	4	4.5	5	10	15	20	25	>25	LIFE	AVG
2,779	3	46	231	424	162	357	103	213	113	201	711	116	56	20	6	17	5.0
2,765	3	44	227	420	160	357	102	213	113	200	711	116	56	20	6	17	5.0
14		2	4	4	2		1			1							2.0
1				1													2.0
5		1		1		1		1		1							3.0
2				1		1											2.5
1				1													1.7
1				1													1.8
1										1							5.0
1												1					13.0

NOTES: Be sure to check for related offense codes when examining a particular type of crime. They may or may not be in sequential order or even on the same page. Largest minimum term is reported for prisoners with multiple offenses. When minimum terms exceed maximum penalties, that may be due to anomalies in criminal justice practices, habitualized offenses, database errors, etc. Each minimum term category is rounded up from the preceding category (for example, the ten-year category includes all minimums longer than five years up to exactly ten years). Minimum term averages are based on raw data (with life sentences excluded from the calculations). HYTA cases are included in the data.

Source: Offender Management Network Information (OMNI)

C1c 2020 Total Prisoner Population by Minimum Term Distribution – Assaultive Offenses

Page 1 of 12

C - 49

			TOTAL	.5	1	1.5	2	2.5	3	3.5	4	4.5	5	10	15	20	25	>25	LIFE	AVG
GRAND TOTALS			26,218	19	142	487	1,016	483	899	363	686	341	1,168	5,046	3,417	2,410	2,126	2,802	4,813	14.4
VIOLATIONS			26,023	19	133	446	966	459	872	350	680	340	1,162	5,036	3,412	2,409	2,125	2,802	4,812	14.5
ATTEMPTS			195		9	41	50	24	27	13	6	1	6	10	5	1	1		1	3.0
Compiled Laws	Offense	Max. Penalty																		
257.601B3	Moving Violation - Death in Work Zone	15 ATTEMPTS	2			1					1									2.5
257.602A2	Police Officer - Flee - 4th Degree (Vehicle Code)	2 ATTEMPTS	15		1	4	5	1			3		1							2.4
257.602A3-A	Police Officer - Fleeing - 3rd Degree - Vehicle Code	5 ATTEMPTS	170	1	14	24	54	16	23	8	6	3	4	11	2	3		1		3.4
257.602A4	Police Officer - Flee - Causing Serious Bodily Injury (Vehicle Code)	10 ATTEMPTS	66		1	5	12	4	13	3	4	1	6	15				1	1	4.3
257.602A5	Police Officer - Flee - 1st Degree (Vehicle Code)	15 ATTEMPTS	2											2						8.5
257.617	Fail to Stop at Accident - Serious Impairment/Death	5 ATTEMPTS	17		1		5	2	1	1	1			2	1		1	2		8.4
257.6173	Fail to Stop at Accident - At Fault Death Result	15 ATTEMPTS	35				1	1	3	1	2	1	4	18	4					6.8
257.6254	Operating Vehicle Intoxicated, Causing Death	15 ATTEMPTS	157			2	6	8	6	7	17	6	16	70	12	4	2	1		13.8
257.6254A	Operating Vehicle Intoxicated, Causing Death	15 ATTEMPTS	3								1			2						7.3
257.6254B-A	Operating with a High BAC Causing Death with a Prior Conviction	20 ATTEMPTS	5										1	4						7.3
257.6255-A	Operating Vehicle Intoxicated, Causing Serious Injury	5 ATTEMPTS	45			9	11	6	5	6	1		4	3						2.8
257.6255B	Operating with a High BAC Causing Serious Injury with a Prior Conviction	10 ATTEMPTS	6				1			2			1	2						4.3
257.6263	Driving - Reckless - Causing Serious Impairment of Body Function	5 ATTEMPTS	11			1	4	2	2		1				1					3.3
257.6264	Driving - Reckless - Causing Death	15 ATTEMPTS	51				2	3	3	2	3	1	8	26	3					6.4
			1							1										3.2
257.9044	Operate - License Susp./Rev./Denied, Causing Death	15 ATTEMPTS	37				4	1			2	3	1	17	3	6				8.3
257.9045	Operate - License Susp./Rev./Denied, Causing Serious Injury	5 ATTEMPTS	10				3	1	1		5									3.1
			1		1															1.0
324.811347	ORV - OUIL Cause Death	15 ATTEMPTS	1										1							5.0
333.5210	AIDS - Sexual Penetration w/ Uninformed Partner	4 ATTEMPTS	1										1							5.0

NOTE: Be sure to check for related offense codes when examining a particular type of crime. They may or may not be in sequential order or even on the same page.

C1c 2020 Total Prisoner Population by Minimum Term Distribution — Assaultive Offenses

Page 2 of 12

C - 50

			TOTAL	.5	1	1.5	2	2.5	3	3.5	4	4.5	5	10	15	20	25	>25	LIFE	AVG
GRAND TOTALS			26,218	19	142	487	1,016	483	899	363	686	341	1,168	5,046	3,417	2,410	2,126	2,802	4,813	14.4
VIOLATIONS			26,023	19	133	446	966	459	872	350	680	340	1,162	5,036	3,412	2,409	2,125	2,802	4,812	14.5
ATTEMPTS			195		9	41	50	24	27	13	6	1	6	10	5	1	1		1	3.0
Compiled Laws	Offense	Max. Penalty																		
333.7401A	Contr. Sub. - Delivery to Commit Criminal Sexual Conduct	20 ATTEMPTS	1													1				20.0
722.675	Distribute Obscene Matter to Children	2 ATTEMPTS	1											1						6.3
750.10A	Sexually Delinquent Person	LIFE ATTEMPTS	2	1											1					7.5
750.110A2	Home Invasion - 1st Degree	20 ATTEMPTS	1,209		2	6	42	21	67	19	48	32	115	560	183	69	28	15	2	8.6
			19		1	2	4	1	3	1	2		1	3	1					4.1
750.1227B	Witness - Bribe/Intimidate/Interfere	10 ATTEMPTS	14				3	1	1	1	1		3	4						4.5
			3				1	1		1										2.5
750.1227C	Witness - Intimidate/Threaten to Kill or Injure	15 ATTEMPTS	11		1				1		1			6	1		1			8.3
750.1228	Witness - Retaliate Against	10 ATTEMPTS	5						1	1		1		1					1	4.3
750.13	Entice Female Under 16 for Immoral Purposes	10 ATTEMPTS	1											1						6.0
750.136B2	Child Abuse - 1st Degree	15 ATTEMPTS	109						2		1	2	9	29	38	12	8	6	2	26.9
			1											1						7.5
750.136B3	Child Abuse - 2nd Degree	4 ATTEMPTS	95		1	4	10	5	7	7	11	3	16	28	2	1				9.4
			8				3	1	3	1										5.1
750.136B4	Child Abuse - 3rd Degree	2 ATTEMPTS	6			3	2	1												1.7
750.136B4B	Child Abuse - 2nd Degree Second or Subsequent Offense Notice	20 ATTEMPTS	1											1						8.3
750.136D1A	Child Abuse - 1st Degree Committed in the Presence of Another Child	LIFE ATTEMPTS	6						1					1		3		1		16.0
750.136D1B	Child Abuse - 2nd Degree Committed in the Presence of Another Child	10 ATTEMPTS	3						1			1		1						4.5
750.145	Children - Contribute to Delinquency	MISD ATTEMPTS	1				1													1.9
750.145a	Children - Accost for Immoral Purposes	4 ATTEMPTS	39		2	12	9	7	6		1		2							2.1
750.145A	Accost/Solicit Child for Immoral Purposes	1 ATTEMPTS	1															1		40.0
750.145C	Child Sexually Abusive Activity	20 ATTEMPTS	6											2	4					11.2

NOTE: Be sure to check for related offense codes when examining a particular type of crime. They may or may not be in sequential order or even on the same page.

C1c 2020 Total Prisoner Population by Minimum Term Distribution — Assaultive Offenses

Page 3 of 12

C - 51

			TOTAL	.5	1	1.5	2	2.5	3	3.5	4	4.5	5	10	15	20	25	>25	LIFE	AVG
GRAND TOTALS			26,218	19	142	487	1,016	483	899	363	686	341	1,168	5,046	3,417	2,410	2,126	2,802	4,813	14.4
VIOLATIONS			26,023	19	133	446	966	459	872	350	680	340	1,162	5,036	3,412	2,409	2,125	2,802	4,812	14.5
ATTEMPTS			195		9	41	50	24	27	13	6	1	6	10	5	1	1		1	3.0
Compiled Laws	Offense	Max. Penalty																		
750.145C2	Child Sexually Abusive Activity	20	335			4	5	1	13	4	9	10	20	143	103	16	6	1		9.6
	ATTEMPTS		1						1					5						3.0
750.145C2B	Child Sexually Abusive Activity Aggravated	25	6				1													6.6
	ATTEMPTS																			
750.145C3	Child Sexually Abusive Activity, Promote or Distribute	7	23			1	5		2	4	2	2	4	3						3.8
	ATTEMPTS																			
750.145C3B	Child Sexually Abusive Activity, Aggravated Distribute/Promote	15	2							1			1							4.1
	ATTEMPTS																			
750.145C4-A	Child Sexually Abusive Material, Possess	4	20			3	10		2		2		3							5.2
	ATTEMPTS		1						1											2.8
750.145C4-A1	Child Sexually Abusive Material, Aggravated Possession	10	10						2	1	2	1		4						5.4
	ATTEMPTS																			
750.145D2D	Computer/Internet - Plan Crime w/ Other, Max 4 - <10 yrs	10	11				2		1	3	2		1	2						4.2
	ATTEMPTS																			
750.145D2E	Computer/Internet - Plan Crime w/ Other, Max 10 - <15 yrs	15	1		1															1.0
	ATTEMPTS																			
750.145D2F	Computer/Internet - Plan Crime w/ Other, Max 15+ yrs	20	6				2							3	1					5.9
	ATTEMPTS																			
750.145N1	Vulnerable Adult Abuse - 1st Degree	15	4											2	1	1				11.5
	ATTEMPTS		1			1														1.2
750.145N2	Vulnerable Adult Abuse - 2nd Degree	4	1				1													2.0
	ATTEMPTS																			
750.157B	Homicide - Solicitation of Murder	LIFE	1															1		39.0
	ATTEMPTS																			
750.157B2	Homicide - Solicitation of Murder	LIFE	22										1	4	6	3	2	6		21.1
	ATTEMPTS		1										1							4.8
750.157C	Minors - Induce to Commit Felony	VAR	1																1	
	ATTEMPTS																			
750.158	Sodomy	15	5	1	1			1					1	1						3.4
	ATTEMPTS																			
750.197C	Escape - From Jail Through Violence or Assault Prison Employee	4	93		1	8	20	11	19	9	10		7	6		1			1	9.9
	ATTEMPTS		2			2														1.2
750.20011D	Harmful Devices - Unlawful Possession/ Use, Cause Serious Injury	LIFE	1														1			22.0
	ATTEMPTS																			
750.2042A	Explosives - Send w/ Intent Injure/ Destroy	15	1															1		40.0
	ATTEMPTS																			

NOTE: Be sure to check for related offense codes when examining a particular type of crime. They may or may not be in sequential order or even on the same page.

C1c 2020 Total Prisoner Population by Minimum Term Distribution — Assaultive Offenses

Page 4 of 12

C - 52

			TOTAL	.5	1	1.5	2	2.5	3	3.5	4	4.5	5	10	15	20	25	>25	LIFE	AVG
GRAND TOTALS			26,218	19	142	487	1,016	483	899	363	686	341	1,168	5,046	3,417	2,410	2,126	2,802	4,813	14.4
VIOLATIONS			26,023	19	133	446	966	459	872	350	680	340	1,162	5,036	3,412	2,409	2,125	2,802	4,812	14.5
ATTEMPTS			195		9	41	50	24	27	13	6	1	6	10	5	1	1		1	3.0
Compiled Laws	Offense	Max. Penalty																		
750.2042B	Explosives - Send w/ Intent Injure/ Destroy, Cause Prop. Damage	20 ATTEMPTS	3											3						9.0
750.207	Explosives - Place Near Property	LIFE ATTEMPTS	1																1	
750.2072A	Explosives - Place Near Property	15 ATTEMPTS	1					1												3.0
750.2072B	Explosives - Place Near Property Cause Property Damage	20 ATTEMPTS	2											1	1					11.0
750.2091A	Explosives - Place w/ Intent to Injure	15 ATTEMPTS	1					1												3.0
750.2091B	Explosives - Place w/ Intent to Injure, Cause Prop. Damage	20 ATTEMPTS	2											1	1					12.5
750.2102C	Explosives - Possess Bomb w/ Unlawful Intent, Cause Physical Injury	25 ATTEMPTS	1												1					14.3
750.211A2B	Explosives - Mfg/Possess Molotov Cocktail/Other w/ Prop. Damage	20 ATTEMPTS	1													1				20.0
750.211A2C	Explosives - Mfg/Possess Molotov Cocktail/Other w/ Physical Injury	25 ATTEMPTS	1												1					14.0
750.213	Extortion	20 ATTEMPTS	27				1			1	2		2	12	2	6		1		10.7
750.234	Weapons - Firearms, Discharge/Aim w/o Malice and Injury	1 ATTEMPTS	1										1							5.0
750.234A	Weapons - Firearms, Discharge from Vehicle	4 ATTEMPTS	12				2		2	1	3		2	2						4.0
750.234A1C	Weapons - Firearms, Discharge from Vehicle Causing Serious Impairment	20 ATTEMPTS	1											1						10.0
750.234A1D	Weapons - Firearms, Discharge from Vehicle Causing Death	LIFE ATTEMPTS	3										1					1	1	16.5
750.234B	Weapons - Firearms, Discharge in/at Bldg.	4 ATTEMPTS	88		3	5	11	6	14	2	12	2	7	22	3		1			17.9
750.2374	Weapons - Firearms, Discharge OUIL Cause Death	15 ATTEMPTS	2											1				1		20.7
750.316	Homicide	LIFE ATTEMPTS	1,148														1	9	1,138	34.9
			1																1	
750.316-A	Homicide - Murder 1st Degree, Premeditated	LIFE ATTEMPTS	1,388													5	26	1,357		33.4

NOTE: Be sure to check for related offense codes when examining a particular type of crime. They may or may not be in sequential order or even on the same page.

C1c 2020 Total Prisoner Population by Minimum Term Distribution – Assaultive Offenses

Page 5 of 12

C - 53

			TOTAL	.5	1	1.5	2	2.5	3	3.5	4	4.5	5	10	15	20	25	>25	LIFE	AVG
GRAND TOTALS			26,218	19	142	487	1,016	483	899	363	686	341	1,168	5,046	3,417	2,410	2,126	2,802	4,813	14.4
VIOLATIONS			26,023	19	133	446	966	459	872	350	680	340	1,162	5,036	3,412	2,409	2,125	2,802	4,812	14.5
ATTEMPTS			195		9	41	50	24	27	13	6	1	6	10	5	1	1		1	3.0
Compiled Laws	Offense	Max. Penalty																		
750.316-AJ	Murder - 1st Degree - Premeditated - Juvenile Defendant	LIFE ATTEMPTS	3															3		40.0
750.316-B	Homicide - Felony Murder	LIFE ATTEMPTS	1,065														5	36	1,024	32.0
750.316-BJ	Homicide - Felony Murder - Juvenile Defendant	LIFE ATTEMPTS	2															2		36.8
750.316-C	Homicide - Open Murder, Statutory Short Form	LIFE ATTEMPTS	306													1	3	13	289	33.7
750.316-D	Homicide - Murder of Peace/ Corrections Officer	LIFE ATTEMPTS	3																3	
750.317	Homicide - Murder 2nd Degree	LIFE ATTEMPTS	3,701							1			3	113	379	748	687	1,293	477	27.1
750.317A	Deliver Controlled Substance Cause Death	LIFE ATTEMPTS	48			1							1	15	18	10			3	14.0
750.321	Homicide - Manslaughter	15 ATTEMPTS	63				4	2	2	3			8	32	3	5	1	3		10.1
750.321-A	Homicide - Manslaughter, Statutory Short Form	15 ATTEMPTS	129			1		2	3	8	4	16	66	19	7	1	2			9.1
750.321-C	Homicide - Manslaughter, Involuntary	15 ATTEMPTS	95		1		3		8	3	1	5	14	37	11	4	5	1	2	8.7
750.321-E	Homicide - Manslaughter w/ Motor Vehicle	15 ATTEMPTS	2			1	1						1	4	1					1.7
750.321-E	Homicide - Manslaughter w/ Motor Vehicle	15 ATTEMPTS	10			1			1		1	1	1	4	1					6.2
750.322	Homicide - Willful Killing of Unborn Child	15 ATTEMPTS	1																1	
750.329	Homicide - Manslaughter, Death w/ Weapon, Aim w/o Malice	15 ATTEMPTS	9								1		1	7						6.2
750.335A	Indecent Exposure (Sexually Delinquent Person)	1 ATTEMPTS	6	5														1		5.0
750.335A2B	Aggravated Indecent Exposure	2 ATTEMPTS	20			8	1		3		3		2	3						3.4
750.335A2C	Indecent Exposure by Sexually Delinquent Person	LIFE ATTEMPTS	56	6	2	1	4			1	1	2	2	17	12	3	4	1		9.4
750.338	Gross Indecency Between Males, Commit/Procure	5 ATTEMPTS	3				1		2											2.6
750.338B	Gross Indecency Between Male & Female, Commit/Procure	5 ATTEMPTS	6			2	2								1			1		10.8

NOTE: Be sure to check for related offense codes when examining a particular type of crime. They may or may not be in sequential order or even on the same page.

C1c 2020 Total Prisoner Population by Minimum Term Distribution – Assaultive Offenses

Page 6 of 12

C - 54

Compiled Laws	Offense	Max. Penalty	TOTAL	.5	1	1.5	2	2.5	3	3.5	4	4.5	5	10	15	20	25	>25	LIFE	AVG
		GRAND TOTALS	26,218	19	142	487	1,016	483	899	363	686	341	1,168	5,046	3,417	2,410	2,126	2,802	4,813	14.4
		VIOLATIONS	26,023	19	133	446	966	459	872	350	680	340	1,162	5,036	3,412	2,409	2,125	2,802	4,812	14.5
		ATTEMPTS	195		9	41	50	24	27	13	6	1	6	10	5	1	1		1	3.0
750.349	Kidnapping	LIFE ATTEMPTS	131										1	8	29	24	12	26	31	45.4
750.349A	Prisoner Taking Hostage	LIFE ATTEMPTS	2																2	
750.349B	Unlawful Imprisonment	15 ATTEMPTS	137			1	4		7		6	6	21	47	26	12	3	3	1	9.7
			2			1		1												2.0
750.350	Kidnapping - Child Enticement	LIFE ATTEMPTS	19									1		3	3	6	1	3	2	19.7
750.377B	Malicious Destruction Fire/Police Property	4 ATTEMPTS	22		1	8	9	2	1		1									1.8
			2			2														1.3
750.397	Mayhem	10 ATTEMPTS	1										1							5.0
750.411H2B	Stalking a Minor	5 ATTEMPTS	1											1						10.0
750.411i	Stalking - Aggravated	5 ATTEMPTS	87		3	16	30	9	6	4	5		3	2	4	2	1	2		4.1
			2			1	1													1.7
750.411i2B	Stalking a Minor - Aggravated	10 ATTEMPTS	2										1	1						7.0
750.4362A	Poisoning - Food/Drink/Medicine/Water	15 ATTEMPTS	1								1									4.0
750.449A2	Prostitution - Engaging Services of a Minor	5 ATTEMPTS	1					1												3.0
750.455	Prostitution - Pandering	20 ATTEMPTS	4		1						1			1			1			18.5
750.459	Prostitution - Transport Female (perhaps compel)	20 ATTEMPTS	8		1			1						2	3	1				9.9
750.462B1	Human Trafficking - Threats of Physical Harm	10 ATTEMPTS	3										2	1						5.7
750.462B2	Human Trafficking - Forced Labor Resulting in Injury/Commercial Sexual Activity	15 ATTEMPTS	5						1		3		1							4.0
750.462B4	Human Trafficking - Forced Labor w/Kidnapping, CSC, or Death	LIFE ATTEMPTS	1											1						5.5
750.462DB2	Human Trafficking Enterprise Resulting in Injury/Commercial Sexual Activity	15 ATTEMPTS	1				1													1.6
750.462DB4	Human Trafficking Enterprise Involving Kidnapping, CSC, or Death	LIFE ATTEMPTS	1												1					13.0

NOTE: Be sure to check for related offense codes when examining a particular type of crime. They may or may not be in sequential order or even on the same page.

C1c 2020 Total Prisoner Population by Minimum Term Distribution – Assaultive Offenses

Page 7 of 12

C - 55

			TOTAL	.5	1	1.5	2	2.5	3	3.5	4	4.5	5	10	15	20	25	>25	LIFE	AVG
GRAND TOTALS			26,218	19	142	487	1,016	483	899	363	686	341	1,168	5,046	3,417	2,410	2,126	2,802	4,813	14.4
VIOLATIONS			26,023	19	133	446	966	459	872	350	680	340	1,162	5,036	3,412	2,409	2,125	2,802	4,812	14.5
ATTEMPTS			195		9	41	50	24	27	13	6	1	6	10	5	1	1		1	3.0
Compiled Laws	Offense	Max. Penalty																		
750.462EA	Human Trafficking - Minor for Commercial Sexual Activity	20 ATTEMPTS	5						1				2	1		1				7.3
750.462G	Human Trafficking - Recruit Minor; Sexually Abusive Activity	20 ATTEMPTS	1														1			25.0
750.462I	Human Trafficking - Kidnap, CSC or Attempt to Kill	LIFE ATTEMPTS	3											2				1		16.4
750.479-B	Police Officer/Public Officer - Resist/Obstruct	2 ATTEMPTS	1								1									4.0
750.479A2	Police Officer - Flee (Penal Code) 4th Degree	2 ATTEMPTS	2		1						1									2.5
750.479A3	Police Officer - Flee (Penal Code) 3rd Degree	5 ATTEMPTS	34	1	5	11	5	4	3	1			2		1		1			3.3
750.479A4-A	Police Officer - Flee (Penal Code) - 2nd Offense	10 ATTEMPTS	16			2		2	1	1			2	6	1	1				12.7
750.479A5-A	Police Officer - Flee (Penal Code) 1st Degree	15 ATTEMPTS	4											2		2				13.5
750.479B1	Peace Officer - Disarming - Non-Firearm	4 ATTEMPTS	2				1				1									3.1
750.479B2	Peace Officer - Disarming - Firearm	10 ATTEMPTS	14		1				1		1				2					3.08.6
750.483A2B	Interfere w/ Crime Report Threat to Kill/Injure	10 ATTEMPTS	11			1	3		1	1			3	2						4.3
750.483A4B	Interfere w/ Police Investigation Threat to Kill/Injure	10 ATTEMPTS	2						1	1										3.7
750.520	Rape	LIFE ATTEMPTS	9																9	
750.520B	CSC - 1st Degree - Multiple Variables	LIFE ATTEMPTS	905			3	1	4	1	5	1	7	86	180	148	114	230	125		23.5
750.520B1A	CSC - 1st Degree - Person Under 13	LIFE ATTEMPTS	9111			21	1	6	1	3	6	10	107	220	175	181	132	67		19.61.9
750.520B1B	CSC - 1st Degree - Relationship	LIFE ATTEMPTS	523			1		3	1	4	2	13	92	174	116	44	64	9		17.0
750.520B1C	CSC - 1st Degree - During Felony	LIFE ATTEMPTS	197											20	43	34	18	67	15	24.4
750.520B1D	CSC - 1st Degree - Accomplices	LIFE ATTEMPTS	40											6	2	7	7	13	5	25.2

NOTE: Be sure to check for related offense codes when examining a particular type of crime. They may or may not be in sequential order or even on the same page.

C1c 2020 Total Prisoner Population by Minimum Term Distribution – Assaultive Offenses

Page 8 of 12

C - 56

			TOTAL	.5	1	1.5	2	2.5	3	3.5	4	4.5	5	10	15	20	25	>25	LIFE	AVG
GRAND TOTALS			26,218	19	142	487	1,016	483	899	363	686	341	1,168	5,046	3,417	2,410	2,126	2,802	4,813	14.4
VIOLATIONS			26,023	19	133	446	966	459	872	350	680	340	1,162	5,036	3,412	2,409	2,125	2,802	4,812	14.5
ATTEMPTS			195		9	41	50	24	27	13	6	1	6	10	5	1	1		1	3.0
Compiled Laws	Offense	Max. Penalty																		
750.520B1E	CSC - 1st Degree - Weapon Used	LIFE	159								1	1		6	19	25	21	60	26	27.1
	ATTEMPTS																			
750.520B1F	CSC - 1st Degree - Personal Injury	LIFE	246				1					1	2	25	49	45	46	60	17	22.8
	ATTEMPTS																			
750.520B1G	CSC - 1st Degree - Injury to Incapacitated Victim	LIFE	7						1					2	2		1	1		16.4
	ATTEMPTS																			
750.520B1H	CSC - 1st Degree - Mentally Disabled Relationship	LIFE	17									1	2	2	4	5		3		16.5
	ATTEMPTS																			
750.520B2B	CSC - 1st Degree - Person <13, Defendant 17+ yrs.	LIFE	586					1	1		1		1	10	24	14	417	105	12	25.9
	ATTEMPTS																			
750.520B2C	CSC - 1st Degree - Person <13, Defendant 17+ yrs - 2nd Off.	LIFE	15														1	1	13	55.0
	ATTEMPTS																			
750.520C	CSC - 2nd Degree - Multiple Variables	15	100			2	7	7	5	1	10	2	15	36	7		4	3	1	7.6
	ATTEMPTS		1			1														1.5
750.520C1A	CSC - 2nd Degree - Person Under 13	15	230			10	13	9	16	2	13	5	28	92	21	13	3	5		8.0
	ATTEMPTS		6				1	3						2						4.3
750.520C1B	CSC - 2nd Degree - Relationship	15	88			5	9	1	4	3	4	4	14	32	6	3	2	1		7.1
	ATTEMPTS		2				2													1.9
750.520C1C	CSC - 2nd Degree - During Felony	15	22				2	1	4			2	1	9	1			1		6.9
	ATTEMPTS		1				1													2.0
750.520C1D	CSC - 2nd Degree - Accomplices	15	3				1							2						4.6
	ATTEMPTS																			
750.520C1E	CSC - 2nd Degree - Weapon Used	15	6				1								1	2		2		23.7
	ATTEMPTS																			
750.520C1F	CSC - 2nd Degree - Personal Injury	15	52			2	6		8	1	5	3	3	17	2	2		2	1	6.7
	ATTEMPTS		3			2	1													1.6
750.520C1G	CSC - 2nd Degree - Injury to Incapacitated Victim	15	5				1		2					1			1			7.8
	ATTEMPTS																			
750.520C1H	CSC - 2nd Degree - Mentally Disabled Relationship	15	11				3	1		1			2	4						4.7
	ATTEMPTS																			
750.520C1K	CSC - 2nd Degree - County Prisoner	15	1											1						7.2
	ATTEMPTS																			
750.520C2B	CSC - 2nd Degree - Person <13, Defendant 17+ yrs.	15	323			4	3	21	9	25	14	19	6	48	125	26	12	5	4	2
	ATTEMPTS		8			1	3	1	2				1							7.6
750.520D	CSC - 3rd Degree - Multiple Variables	15	208			2	6	8	11	2	10	6	29	90	27	10	1	5	1	8.5
	ATTEMPTS		5			2	1		1			1								2.4

NOTE: Be sure to check for related offense codes when examining a particular type of crime. They may or may not be in sequential order or even on the same page.

C1c 2020 Total Prisoner Population by Minimum Term Distribution – Assaultive Offenses

Page 9 of 12

C - 57

			TOTAL	.5	1	1.5	2	2.5	3	3.5	4	4.5	5	10	15	20	25	>25	LIFE	AVG
GRAND TOTALS			26,218	19	142	487	1,016	483	899	363	686	341	1,168	5,046	3,417	2,410	2,126	2,802	4,813	14.4
VIOLATIONS			26,023	19	133	446	966	459	872	350	680	340	1,162	5,036	3,412	2,409	2,125	2,802	4,812	14.5
ATTEMPTS			195		9	41	50	24	27	13	6	1	6	10	5	1	1		1	3.0
Compiled Laws	Offense	Max. Penalty																		
750.520D1A	CSC - 3rd Degree - Person 13-15	15	700		4	12	49	18	54	16	40	20	81	311	58	25	7	4	1	7.2
	ATTEMPTS		16		1	2	5	3	3	1			1							2.4
750.520D1B	CSC - 3rd Degree - Force/Coercion	15	344			5	14	5	12	5	20	8	41	162	31	20	12	9		9.2
	ATTEMPTS		4			3			1											2.2
750.520D1C	CSC - 3rd Degree - Incapacitated Victim	15	87		1	1	8	2	8	2	6	1	10	33	8	3	3	1		7.4
	ATTEMPTS		1							1										3.3
750.520D1D	CSC - 3rd Degree - Incest	15	77			1	1		3	1	1	1	5	51	8	3	2			17.8
	ATTEMPTS		1					1												2.4
750.520D1E	CSC - 3rd Degree - Student	15	7									1	2	4						6.5
	ATTEMPTS																			
750.520D1G	CSC - 3rd Degree - Foster Care	15	1						1											3.0
	ATTEMPTS																			
750.520E	CSC - 4th Degree - Multiple Variables	2	7		1	4			1		1									1.9
	ATTEMPTS																			
750.520E1A	CSC - 4th Degree - Force/Coercion	2	21		5	7	4	1	2				1	1						2.1
	ATTEMPTS																			
750.520E1A-A	CSC - 4th Degree - Victim 13-16	2	11			4	2		1	1	2		1							5.1
	ATTEMPTS																			
750.520E1B	CSC - 4th Degree - Incapacitated Victim	2	1								1									3.8
	ATTEMPTS																			
750.520E1G	CSC - 4th Degree - Incest	2	1			1														1.3
	ATTEMPTS																			
750.520F	CSC - 2nd+ Offense	LIFE	2										1		1					10.0
	ATTEMPTS																			
750.520G1	CSC - Assault w/ Intent to Commit Sexual Penetration	10	189		2	19	26	13	21	7	11	2	25	45	6	3	6	2	1	5.6
	ATTEMPTS		3			2			1											1.9
750.520G2	CSC - 2nd Degree Assault	5	51	1	2	12	13	3	4	8	2		3	2					1	2.5
	ATTEMPTS																			
750.529	Robbery - Armed	LIFE	3,282		1	3	18	28	55	52	60	87	151	1,064	862	391	225	235	50	13.2
	ATTEMPTS		5			1			3						1					5.5
750.529-A	Robbery - Armed - Serious Injury	LIFE	31											17	5	3	3	3		13.4
	ATTEMPTS																			
750.529A	Carjacking	LIFE	544				4	5	18	14	17	21	19	216	134	49	19	26	2	11.2
	ATTEMPTS		1				1													2.0
750.530	Robbery - Unarmed	15	627	1	17	14	83	50	86	25	71	20	62	146	33	8	2	5	4	5.1
	ATTEMPTS		7		2	1	1		1					2						4.9

NOTE: Be sure to check for related offense codes when examining a particular type of crime. They may or may not be in sequential order or even on the same page.

C1c 2020 Total Prisoner Population by Minimum Term Distribution — Assaultive Offenses

Page 10 of 12

C - 58

			TOTAL	.5	1	1.5	2	2.5	3	3.5	4	4.5	5	10	15	20	25	>25	LIFE	AVG
GRAND TOTALS			26,218	19	142	487	1,016	483	899	363	686	341	1,168	5,046	3,417	2,410	2,126	2,802	4,813	14.4
VIOLATIONS			26,023	19	133	446	966	459	872	350	680	340	1,162	5,036	3,412	2,409	2,125	2,802	4,812	14.5
ATTEMPTS			195		9	41	50	24	27	13	6	1	6	10	5	1	1		1	3.0
Compiled Laws	Offense	Max. Penalty																		
750.531	Bank Robbery/Safe Breaking	LIFE	5											1	1	1			2	13.6
	ATTEMPTS																			
750.531-A	Bank Robbery	LIFE	71		2	2	4	4	5	1	5	2	9	14	8	6	3	6		10.1
	ATTEMPTS																			
750.531B	Safe Breaking	LIFE	58				2	1	3	1	6	3	4	28	2	6		2		8.5
	ATTEMPTS		1				1													1.9
750.532	Seduction	5	1						1											3.0
	ATTEMPTS		1		1															1.0
750.539J2A2	Surveil Unclothed Person - 2nd Offense	5	2				1						1							3.5
	ATTEMPTS																			
750.539J2B	Capture/Distribute Image of Unclothed Person	5	9				5	2	2											2.3
	ATTEMPTS																			
750.5405B	Interfere w/ Electronic Communications, Injury/Death	4	2				1		1											2.5
	ATTEMPTS																			
750.543F-A	Terrorism	LIFE	1													1				16.0
	ATTEMPTS																			
750.543P	Terrorism - Use of Internet/Telecomm. to Commit	20	2										1	1						5.8
	ATTEMPTS																			
750.72	Arson - Dwelling House/Curtilage	20	26				1	1		1	2			11	7	1	1		1	9.3
	ATTEMPTS																			
750.72-A	Arson - Dwelling House	20	27		1	1	1	1				2	3	8	6	4				9.2
	ATTEMPTS																			
750.73	Arson - Real Property	10	8			1	2	1			1			2					1	4.0
	ATTEMPTS																			
750.731	Arson - Second Degree	20	58				2	3		1	5	2	8	28	7	2				7.0
	ATTEMPTS		1							1										3.3
750.74	Arson - Personal Property, Over \$50	4	25			2	6	1	3	1	1		3	5		1		2		6.3
	ATTEMPTS		1			1														1.9
750.741D1	Arson - Personal Property, \$20K or More	10	1										1							5.0
	ATTEMPTS																			
750.751	Fourth Degree Arson	5	8			1	3	1	1				1	1						6.8
	ATTEMPTS																			
750.761A	Arson of an Insured Dwelling	LIFE	1											1						7.0
	ATTEMPTS																			
750.761B	Arson of Insured Real Property	20	2								1			1						5.0
	ATTEMPTS																			

NOTE: Be sure to check for related offense codes when examining a particular type of crime. They may or may not be in sequential order or even on the same page.

C1c 2020 Total Prisoner Population by Minimum Term Distribution – Assaultive Offenses

Page 11 of 12

C - 59

			TOTAL	.5	1	1.5	2	2.5	3	3.5	4	4.5	5	10	15	20	25	>25	LIFE	AVG
GRAND TOTALS			26,218	19	142	487	1,016	483	899	363	686	341	1,168	5,046	3,417	2,410	2,126	2,802	4,813	14.4
VIOLATIONS			26,023	19	133	446	966	459	872	350	680	340	1,162	5,036	3,412	2,409	2,125	2,802	4,812	14.5
ATTEMPTS			195		9	41	50	24	27	13	6	1	6	10	5	1	1		1	3.0
Compiled Laws	Offense	Max. Penalty																		
750.771C	Arson - Preparation to Burn Property	5 ATTEMPTS	1				1													2.0
750.771D1	Arson - Preparation to Burn Property, \$20K or More	10 ATTEMPTS	2												2					12.8
750.791C1	Arson - Preparation to Burn Property, \$1K - <\$20K	5 ATTEMPTS	1						1											3.0
750.791C3	Arson - Preparation to Burn Property	5 ATTEMPTS	3				2								1					5.3
750.791D1	Arson - Preparation to Burn Property, \$20K or More	10 ATTEMPTS	1										1							5.0
750.791D6	Arson - Preparation to Burn a Building	10 ATTEMPTS	2					1						1						4.0
750.791E1	Arson - Preparation to Burn an Insured Dwelling	15 ATTEMPTS	1			1														1.5
750.812	Domestic Violence	MISD ATTEMPTS	1			1														3.4
750.813	Domestic Violence and/or Assault Pregnant Individual - 2nd Offense	1 ATTEMPTS	1				1													1.2
750.814	Domestic Violence - 3rd Offense	2 ATTEMPTS	334	1	13	62	85	40	62	20	21	1	14	11	3	1				8.0
750.81A	Assault - Aggravated	1 ATTEMPTS	3				3													1.8
750.81A3	Domestic Violence, Aggravated - 2nd Offense	2 ATTEMPTS	1						1											3.0
750.81D1	Police Officer - Assault/Resist/Obstruct	2 ATTEMPTS	33		4	7	10	1	4	4	2			1						4.4
750.81D2	Police Officer - Assault/Resist/Obstruct, Causing Injury	4 ATTEMPTS	151		13	47	45	12	21	1	10		2							2.0
750.81D3	Police Officer - Assault/Resist/Obstruct, Serious Impairment	15 ATTEMPTS	25			7	7	5	1	1	1		2	1						2.6
750.82	Felonious Assault	4 ATTEMPTS	12				1		3			1	1	3	1	2				8.3
750.822	Weapon-Free Schools - Assault w/ Dangerous Weapon	4 ATTEMPTS	218	1	13	43	78	32	23	2	12	1	8	5						2.3
750.83	Assault w/ Intent to Murder	LIFE ATTEMPTS	8		2	5		1												1.4
			1						1											3.0
			1,284				2		5	2	5	6	30	274	314	214	129	220	83	18.4
			1													1				25.0

NOTE: Be sure to check for related offense codes when examining a particular type of crime. They may or may not be in sequential order or even on the same page.

C1c 2020 Total Prisoner Population by Minimum Term Distribution – Assaultive Offenses

Page 12 of 12

C - 60

			TOTAL	.5	1	1.5	2	2.5	3	3.5	4	4.5	5	10	15	20	25	>25	LIFE	AVG
GRAND TOTALS			26,218	19	142	487	1,016	483	899	363	686	341	1,168	5,046	3,417	2,410	2,126	2,802	4,813	14.4
VIOLATIONS			26,023	19	133	446	966	459	872	350	680	340	1,162	5,036	3,412	2,409	2,125	2,802	4,812	14.5
ATTEMPTS			195		9	41	50	24	27	13	6	1	6	10	5	1	1		1	3.0
Compiled Laws	Offense	Max. Penalty																		
750.84	Assault w/ Intent to do Great Bodily Harm Less Than Murder	10 ATTEMPTS	1,016	1	7	23	91	55	119	45	88	22	135	300	65	11	33	10	11	12.7
			49			8	12	10	6	6	2		2	3						5.4
750.841B	Assault by Strangulation	10 ATTEMPTS	61			4	4	2	3	1	8	1	14	18	2		3	1		6.3
			11		1	4	2	1	1		1			1						2.3
750.85	Torture	LIFE ATTEMPTS	72											5	25	22	5	13	2	19.5
750.86	Assault w/ Intent to Maim	10 ATTEMPTS	1											1						6.0
750.87	Assault w/ Intent to Commit Felony	10 ATTEMPTS	4						1						2			1		20.0
750.88	Assault w/ Intent to Rob While Unarmed	15 ATTEMPTS	44		3	2	3	5	5		3	2	8	8	3		1	1		6.0
750.89	Assault w/ Intent to Rob While Armed	LIFE ATTEMPTS	367				4	3	7	6	6	8	8	89	112	62	20	31	11	14.2
750.90A	Assault - Pregnant Individual, Miscarriage/Stillbirth w/ Intent	LIFE ATTEMPTS	5												2	1	1		1	17.8
750.91	Homicide - Attempted Murder	LIFE ATTEMPTS	18											2	7	4	2	2	1	19.2
752.542A	Prisons - Riots	10 ATTEMPTS	3											2	1					10.0

NOTES: Be sure to check for related offense codes when examining a particular type of crime. They may or may not be in sequential order or even on the same page.
 Largest minimum term is reported for prisoners with multiple offenses.
 When minimum terms exceed maximum penalties, that may be due to anomalies in criminal justice practices, habitualized offenses, database errors, etc.
 Each minimum term category is rounded up from the preceding category (for example, the ten-year category includes all minimums longer than five years up to exactly ten years).
 Minimum term averages are based on raw data (with life sentences excluded from the calculations).
 HYTA cases are included in the data.

Source: Offender Management Network Information (OMNI)

C2 2020 Total Prisoner Population by Minimum Term Distribution for Women – All Offenses

Page 1 of 10

C - 61

			TOTAL*	.5	1	1.5	2	2.5	3	3.5	4	4.5	5	10	15	20	25	>25	LIFE	AVG
GRAND TOTALS			1,717	0	30	143	203	79	128	43	84	35	104	275	129	121	80	62	201	8.2
VIOLATIONS			1,703	0	29	137	202	77	127	40	84	35	104	275	129	121	80	62	201	8.2
ATTEMPTS			14		1	6	1	2	1	3										2.1
Compiled Laws	Offense	Max. Penalty																		
28.729	Sex Offenders - Failure to Register	4 ATTEMPTS	2			1	1													1.6
257.601B3	Moving Violation - Death in Work Zone	15 ATTEMPTS	1								1									3.8
257.602A3-A	Police Officer - Fleeing - 3rd Degree - Vehicle Code	5 ATTEMPTS	5		1	2	2													1.5
257.6173	Fail to Stop at Accident - At Fault Death Result	15 ATTEMPTS	5								1		1	3						5.8
257.6254	Operating Vehicle Intoxicated, Causing Death	15 ATTEMPTS	31			1	3	2	2	2	4	2	4	10	1					4.9
257.6254B-A	Operating with a High BAC Causing Death with a Prior Conviction	20 ATTEMPTS	1											1						10.0
257.6255-A	Operating Vehicle Intoxicated, Causing Serious Injury	5 ATTEMPTS	7			3	2			1	1									2.2
257.6255B	Operating with a High BAC Causing Serious Injury with a Prior Conviction	10 ATTEMPTS	2				1			1										2.5
257.6256D	Operating Vehicle Intoxicated, Contr. Sub. - 3rd Offense	5 ATTEMPTS	30		2	9	9	3	3	1			3							2.2
257.6257A2	Operating Vehicle Intoxicated, w/ Occupant <16 - 2nd+ Offense	5 ATTEMPTS	6				3		1	1			1							5.7
257.6263	Driving - Reckless - Causing Serious Impairment of Body Function	5 ATTEMPTS	3				1	1			1									2.8
257.6264	Driving - Reckless - Causing Death	15 ATTEMPTS	5					1	1					3						6.3
257.9044	Operate - License Susp./Rev./Denied, Causing Death	15 ATTEMPTS	3											2		1				10.9
257.9045	Operate - License Susp./Rev./Denied, Causing Serious Injury	5 ATTEMPTS	2				1				1									3.0
324.811347	ORV - OUIL Cause Death	15 ATTEMPTS	1										1							5.0
333.74012A1	Contr. Sub. - Del/Mfg 1,000+ Grams (Narc. or Cocaine)	LIFE ATTEMPTS	4											1		2	1			33.5
333.74012A2	Contr. Sub. - Del/Mfg 450 - 999 Grams (Narc. or Cocaine)	30 ATTEMPTS	2											1	1					10.4
333.74012A3	Contr. Sub. - Del/Mfg 50 - 449 Grams (Narc. or Cocaine)	20 ATTEMPTS	6						3					3						5.0

NOTE: Be sure to check for related offense codes when examining a particular type of crime. They may or may not be in sequential order or even on the same page.

C2 2020 Total Prisoner Population by Minimum Term Distribution for Women – All Offenses

Page 2 of 10

C - 62

GRAND TOTALS			TOTAL*	.5	1	1.5	2	2.5	3	3.5	4	4.5	5	10	15	20	25	>25	LIFE	AVG
VIOLATIONS			1,717	0	30	143	203	79	128	43	84	35	104	275	129	121	80	62	201	8.2
ATTEMPTS			1,703	0	29	137	202	77	127	40	84	35	104	275	129	121	80	62	201	8.2
Compiled Laws	Offense	Max. Penalty	14		1	6	1	2	1	3										2.1
333.74012A4	Contr. Sub. - Del/Mfg Under 50 Grams (Narc. or Cocaine)	20 ATTEMPTS	33			5	8	4	4	4	5	1	1	1						2.8
333.74012B-A	Contr. Sub. - Del/Mfg (Sched. 1-3), Except Marijuana	7 ATTEMPTS	1							1										3.2
333.74012B1	Contr. Sub. - Del/Mfg Meth/Ecstasy	20 ATTEMPTS	9			5	1	1	1		1									4.0
333.74012C-A	Contr. Sub. - Del/Mfg (Sched. 4)	4 ATTEMPTS	108			2	14	12	25	7	11	5	7	25						11.8
333.74012F	Prescription Forms - Del/Mfg/Intent	7 ATTEMPTS	1			1														1.3
333.7401C2A	Contr. Sub. - Operate/Maintain Lab	10 ATTEMPTS	1																	1.5
333.7401C2B	Contr. Sub. - Operate/Maintain Lab Near Minor	20 ATTEMPTS	2				2													1.7
333.7401C2C	Contr. Sub. - Operate/Maintain Lab Involving Hazardous Waste	20 ATTEMPTS	2									1	1							4.6
333.7401C2D	Contr. Sub. - Operate/Maintain Lab Near Specified Places	20 ATTEMPTS	4						2		1									3.8
333.7401C2D-A	Contr. Sub. - Operate/Maintain Meth Lab Near Specified Places	20 ATTEMPTS	1											1						6.0
333.7401C2F	Contr. Sub. - Operate/Maintain Lab Involving Meth	20 ATTEMPTS	1											1						7.3
333.74022E	Contr. Sub. - Create/Deliver Analogue	15 ATTEMPTS	15				1		3		1	2	2	5	1					5.1
333.74032A2	Contr. Sub. - Possess 450 - 999 Grams (Narcotic)	30 ATTEMPTS	3			2			1											1.9
333.74032A3	Contr. Sub. - Possess 50 - 449 Grams (Narcotic)	20 ATTEMPTS	1								1									4.0
333.74032A5	Contr. Sub. - Possess <25 Grams (Narcotic)	4 ATTEMPTS	4				1						1	2						4.9
333.74032B-A	Contr. Sub. - Possess Analogues/Sched. 1-4	2 ATTEMPTS	23		2	12	7	2												1.6
333.74032B1	Contr. Sub. - Possess Methamphetamine	10 ATTEMPTS	2			2														1.3
333.7403A	Controlled Substance - Fraudulently Obtaining	4 ATTEMPTS	79		2	24	31	9	8	1	3		1							2.0
			1								1									4.0

NOTE: Be sure to check for related offense codes when examining a particular type of crime. They may or may not be in sequential order or even on the same page.

C2 2020 Total Prisoner Population by Minimum Term Distribution for Women – All Offenses

Page 3 of 10

C - 63

GRAND TOTALS			TOTAL*	.5	1	1.5	2	2.5	3	3.5	4	4.5	5	10	15	20	25	>25	LIFE	AVG
VIOLATIONS			1,717	0	30	143	203	79	128	43	84	35	104	275	129	121	80	62	201	8.2
ATTEMPTS			1,703	0	29	137	202	77	127	40	84	35	104	275	129	121	80	62	201	8.2
Compiled Laws	Offense	Max. Penalty	14		1	6	1	2	1	3										2.1
333.74102-A	Contr. Sub. - Deliver <50 Grams, School Prop. (Narc/Cocaine)	60 ATTEMPTS	1				1													2.0
333.74104-F	Contr. Sub. - Possession on School/Library Prop. (Meth.)	20 ATTEMPTS	1				1													1.8
400.602-B	Fraud - Welfare, Failure to Inform, Over \$500	4 ATTEMPTS	1						1											2.8
445.65	Identity Theft	5 ATTEMPTS	8			1	4	1	1		1									2.3
445.67	Identity Theft - Obtain/Possess/Transfer ID w/ Intent	5 ATTEMPTS	1				1													2.0
750.110	Breaking & Entering - Bldg. w/ Intent	15 ATTEMPTS	6				1	1	3				1							3.1
750.110A2	Home Invasion - 1st Degree	20 ATTEMPTS	1					1												2.5
750.110A2	Home Invasion - 1st Degree	20 ATTEMPTS	39				2	1	5	1	2	3	6	15	3		1			6.4
750.110A3	Home Invasion - 2nd Degree	15 ATTEMPTS	1		1															1.5
750.110A3	Home Invasion - 2nd Degree	15 ATTEMPTS	37		1	1	9	1	4		11	4	2	4						3.5
750.110A4	Home Invasion - 3rd Degree	5 ATTEMPTS	7			4			1	2										2.1
750.110A4	Home Invasion - 3rd Degree	5 ATTEMPTS	1			1														1.3
750.13	Entice Female Under 16 for Immoral Purposes	10 ATTEMPTS	1											1						6.0
750.131A1	Check - No Account	2 ATTEMPTS	1		1															1.0
750.136B2	Child Abuse - 1st Degree	15 ATTEMPTS	23								1		5	4	6	3	3	1		25.9
750.136B3	Child Abuse - 2nd Degree	4 ATTEMPTS	19		1	2	2	1	2	2	2	1	2	4						7.4
750.136B3	Child Abuse - 2nd Degree	4 ATTEMPTS	2				1			1										2.6
750.136B4	Child Abuse - 3rd Degree	2 ATTEMPTS	1			1														1.3
750.136B4B	Child Abuse - 2nd Degree Second or Subsequent Offense Notice	20 ATTEMPTS	1											1						8.3
750.136D1B	Child Abuse - 2nd Degree Committed in the Presence of Another Child	10 ATTEMPTS	1									1								4.5
750.145C2	Child Sexually Abusive Activity	20 ATTEMPTS	6									1	1	2	2					8.0
750.145N1	Vulnerable Adult Abuse - 1st Degree	15 ATTEMPTS	1											1						10.0

NOTE: Be sure to check for related offense codes when examining a particular type of crime. They may or may not be in sequential order or even on the same page.

C2 2020 Total Prisoner Population by Minimum Term Distribution for Women – All Offenses

Page 4 of 10

C - 64

GRAND TOTALS			TOTAL*	.5	1	1.5	2	2.5	3	3.5	4	4.5	5	10	15	20	25	>25	LIFE	AVG
VIOLATIONS			1,717	0	30	143	203	79	128	43	84	35	104	275	129	121	80	62	201	8.2
ATTEMPTS			1,703	0	29	137	202	77	127	40	84	35	104	275	129	121	80	62	201	8.2
Compiled Laws	Offense	Max. Penalty	14		1	6	1	2	1	3										2.1
750.145N2	Vulnerable Adult Abuse - 2nd Degree	4 ATTEMPTS	1				1													2.0
750.157B2	Homicide - Solicitation of Murder	LIFE ATTEMPTS	5										1	3				1		11.3
750.157N1	Financial Transaction Device - Steal/Retain w/o Consent	4 ATTEMPTS	8		1	2	2	2						1						2.3
750.157Q	Financial Transaction Device - Illegal Sale/Use	4 ATTEMPTS	2			1	1													1.6
750.159I1	Criminal Enterprise - Conduct	20 ATTEMPTS	13			1		1			2	1	1	5	2					5.8
750.160	Dead Bodies - Disinterment and Mutilation	10 ATTEMPTS	1										1							5.0
750.1745A	Embezzle - Agent or Trustee, \$20K - <\$50K	10 ATTEMPTS	4			1			2					1						3.5
750.1746	Embezzle - \$50K - <\$100K	15 ATTEMPTS	7			1	1	1	2				1	1						3.4
750.1747	Embezzlement - \$100K or More	15 ATTEMPTS	11			1	1	1	1		1	1	2	2	1					5.0
750.175	Embezzle - Public Official, Over \$50	10 ATTEMPTS	1							1										3.2
750.197C	Escape - From Jail Through Violence or Assault Prison Employee	4 ATTEMPTS	5				2	1	1				1							5.7
750.199A	Bond - Abscond or Forfeit	4 ATTEMPTS	2			1					1									2.6
750.2042A	Explosives - Send w/ Intent Injure/ Destroy	15 ATTEMPTS	1															1		40.0
750.2042B	Explosives - Send w/ Intent Injure/ Destroy, Cause Prop. Damage	20 ATTEMPTS	2											2						9.0
750.2091B	Explosives - Place w/ Intent to Injure, Cause Prop. Damage	20 ATTEMPTS	1											1						10.0
750.2184A	False Pretenses - \$1K - <\$20K	5 ATTEMPTS	1		1															1.0
750.2185A	False Pretenses - \$20K or More	10 ATTEMPTS	2			1	1													1.5
750.2186A	False Pretenses - \$5K - <\$100K	15 ATTEMPTS	1											1						7.0

NOTE: Be sure to check for related offense codes when examining a particular type of crime. They may or may not be in sequential order or even on the same page.

C2 2020 Total Prisoner Population by Minimum Term Distribution for Women – All Offenses

Page 5 of 10

C - 65

			TOTAL*	.5	1	1.5	2	2.5	3	3.5	4	4.5	5	10	15	20	25	>25	LIFE	AVG
GRAND TOTALS			1,717	0	30	143	203	79	128	43	84	35	104	275	129	121	80	62	201	8.2
VIOLATIONS			1,703	0	29	137	202	77	127	40	84	35	104	275	129	121	80	62	201	8.2
ATTEMPTS			14		1	6	1	2	1	3										2.1
Compiled Laws	Offense	Max. Penalty																		
750.21871A	False Pretenses - \$100,000 or More	20 ATTEMPTS	1											1						9.0
750.224F	Weapons - Firearms, Possession by Felon	5 ATTEMPTS	3		1		2													1.7
750.226	Weapons - Dangerous Weapon, Carry w/ Unlawful Intent	5 ATTEMPTS	3			1	1		1											2.1
750.227	Weapons - Carry Concealed	5 ATTEMPTS	2			1	1													1.5
750.227B-A	Weapons - Felony Firearm	2 ATTEMPTS	13				13													2.0
750.227B-B	Weapons - Felony Firearm - 2nd Offense	5 ATTEMPTS	2										2							5.0
750.234B	Weapons - Firearms, Discharge from Vehicle Causing Injury	15 ATTEMPTS	1								1									4.0
750.248	Forgery	14 ATTEMPTS	3			1			1				1							3.0
750.249	Utter & Publish	14 ATTEMPTS	19			3	6	3	2	1	2		1	1						2.8
750.253	Utter & Publish - Counterfeit Bills/Notes	5 ATTEMPTS	2				2													2.0
750.316	Homicide	LIFE ATTEMPTS	27																27	
750.316-A	Homicide - Murder 1st Degree, Premeditated	LIFE ATTEMPTS	75															2	73	33.5
750.316-B	Homicide - Felony Murder	LIFE ATTEMPTS	57																57	
750.316-C	Homicide - Open Murder, Statutory Short Form	LIFE ATTEMPTS	24															1	23	28.0
750.317	Homicide - Murder 2nd Degree	LIFE ATTEMPTS	301										1	21	60	91	62	51	15	20.7
750.317A	Deliver Controlled Substance Cause Death	LIFE ATTEMPTS	6											1	4	1				13.3
750.321	Homicide - Manslaughter	15 ATTEMPTS	9										1	7	1					8.2
750.321-A	Homicide - Manslaughter, Statutory Short Form	15 ATTEMPTS	14							1	2		1	10						7.1

NOTE: Be sure to check for related offense codes when examining a particular type of crime. They may or may not be in sequential order or even on the same page.

C2 2020 Total Prisoner Population by Minimum Term Distribution for Women – All Offenses

Page 6 of 10

C - 66

			TOTAL*	.5	1	1.5	2	2.5	3	3.5	4	4.5	5	10	15	20	25	>25	LIFE	AVG
GRAND TOTALS			1,717	0	30	143	203	79	128	43	84	35	104	275	129	121	80	62	201	8.2
VIOLATIONS			1,703	0	29	137	202	77	127	40	84	35	104	275	129	121	80	62	201	8.2
ATTEMPTS			14		1	6	1	2	1	3										2.1
Compiled Laws	Offense	Max. Penalty																		
750.321-C	Homicide - Manslaughter, Involuntary	15 ATTEMPTS	18				1		3	1			4	7	2					6.7
750.321-E	Homicide - Manslaughter w/ Motor Vehicle	15 ATTEMPTS	1		1							1		1						1.3
750.349	Kidnapping	LIFE ATTEMPTS	3																	4.2
750.349B	Unlawful Imprisonment	15 ATTEMPTS	2												2					17.9
750.3563A	Larceny - \$1K - <\$20K	5 ATTEMPTS	1										1							5.0
750.356A1	Larceny - From Motor Vehicle	5 ATTEMPTS	2		1				1											2.2
750.356C	Retail Fraud - 1st Degree	5 ATTEMPTS	1	1																1.0
750.357	Larceny from Person	10 ATTEMPTS	44	4	12	12	5	4		4		1	2							2.3
750.357B	Weapons - Firearms - Larceny	5 ATTEMPTS	7			1	2	2		1		1								3.1
750.360	Larceny in Building	4 ATTEMPTS	1		1															2.5
750.377A1B1	Malicious Destruction Pers. Prop., \$1K - <\$20K	5 ATTEMPTS	1																	1.2
750.411A1B	False Report of Felony	4 ATTEMPTS	5	1		3		1												1.9
750.411i	Stalking - Aggravated	5 ATTEMPTS	1	1																1.0
750.413	Motor Vehicle - Unlawful Drive Away	5 ATTEMPTS	1		1															1.3
750.414	Motor Vehicle - Unlawful Use	2 ATTEMPTS	6		2	3							1							2.2
750.422-B	Perjury - Court Proceeding	15 ATTEMPTS	4	1	1	1					1									2.0
750.4362A	Poisoning - Food/Drink/Medicine/Water	15 ATTEMPTS	1		1															1.1
750.451-D	Prostitution - 3rd Offense	2 ATTEMPTS	1											1						7.0
			1					1												4.0
																				2.5

NOTE: Be sure to check for related offense codes when examining a particular type of crime. They may or may not be in sequential order or even on the same page.

C2 2020 Total Prisoner Population by Minimum Term Distribution for Women – All Offenses

Page 7 of 10

C - 67

GRAND TOTALS			TOTAL*	.5	1	1.5	2	2.5	3	3.5	4	4.5	5	10	15	20	25	>25	LIFE	AVG
VIOLATIONS			1,717	0	30	143	203	79	128	43	84	35	104	275	129	121	80	62	201	8.2
ATTEMPTS			1,703	0	29	137	202	77	127	40	84	35	104	275	129	121	80	62	201	8.2
Compiled Laws	Offense	Max. Penalty	14		1	6	1	2	1	3										2.1
750.455	Prostitution - Pandering	20 ATTEMPTS	1													1				25.0
750.462B2	Human Trafficking-Forced Labor Resulting in Injury/Commercial Sexual Activity	15 ATTEMPTS	2							1			1							4.5
750.462B4	Human Trafficking - Forced Labor w/Kidnapping, CSC, or Death	LIFE ATTEMPTS	1											1						5.5
750.462EA	Human Trafficking - Minor for Commercial Sexual Activity	20 ATTEMPTS	1						1											2.9
750.4792D2	Lying to Peace Officer - Violent Crime Investigation	4 ATTEMPTS	1					1												2.5
750.479A3	Police Officer - Flee (Penal Code) 3rd Degree	5 ATTEMPTS	2				1			1										2.6
750.479A4-A	Police Officer - Flee (Penal Code) - 2nd Offense	10 ATTEMPTS	1										1							4.8
750.479B2	Peace Officer - Disarming - Firearm	10 ATTEMPTS	1			1														1.5
750.483A6B	Tamper w/ Evidence - Criminal Case Max >10 yr Term	10 ATTEMPTS	3						2					1						4.2
750.505-A	Obstruction of Justice	5 ATTEMPTS	2				1						1							3.5
750.505-B	Accessory After the Fact to Felony	5 ATTEMPTS	3				1		1	1										2.8
750.520B	CSC - 1st Degree - Multiple Variables	LIFE ATTEMPTS	3											1	1			1		15.6
750.520B1A	CSC - 1st Degree - Person Under 13	LIFE ATTEMPTS	14											4	2	4		1	3	15.2
750.520B1B	CSC - 1st Degree - Relationship	LIFE ATTEMPTS	8								1		2	2	2	1				9.9
750.520B1C	CSC - 1st Degree - During Felony	LIFE ATTEMPTS	1														1			25.0
750.520B1E	CSC - 1st Degree - Weapon Used	LIFE ATTEMPTS	1											1						9.0
750.520B2B	CSC - 1st Degree - Person <13, Defendant 17+ yrs.	LIFE ATTEMPTS	9											1	1		5	1	1	22.5
750.520C	CSC - 2nd Degree - Multiple Variables	15 ATTEMPTS	3						1				1	1						4.7

NOTE: Be sure to check for related offense codes when examining a particular type of crime. They may or may not be in sequential order or even on the same page.

C2 2020 Total Prisoner Population by Minimum Term Distribution for Women – All Offenses

Page 8 of 10

C - 68

GRAND TOTALS			TOTAL*	.5	1	1.5	2	2.5	3	3.5	4	4.5	5	10	15	20	25	>25	LIFE	AVG	
VIOLATIONS			1,717	0	30	143	203	79	128	43	84	35	104	275	129	121	80	62	201	8.2	
ATTEMPTS			1,703	0	29	137	202	77	127	40	84	35	104	275	129	121	80	62	201	8.2	
Max. Penalty			14		1	6	1	2	1	3											2.1
Compiled Laws	Offense	Max. Penalty																			
750.520C1A	CSC - 2nd Degree - Person Under 13	15 ATTEMPTS	2								1	1									3.9
750.520C1B	CSC - 2nd Degree - Relationship	15 ATTEMPTS	1			1															2.0
750.520C2B	CSC - 2nd Degree - Person <13, Defendant 17+ yrs.	15 ATTEMPTS	1											1							9.0
750.520D	CSC - 3rd Degree - Multiple Variables	15 ATTEMPTS	1											1							10.0
750.520D1A	CSC - 3rd Degree - Person 13-15	15 ATTEMPTS	16			1	4					1	3	7							5.6
750.520D1B	CSC - 3rd Degree - Force/Coercion	15 ATTEMPTS	4								1		1	2							6.8
750.520D1E	CSC - 3rd Degree - Student	15 ATTEMPTS	3									1		2							6.1
750.520D1G	CSC - 3rd Degree - Foster Care	15 ATTEMPTS	1						1												3.0
750.520G1	CSC - Assault w/ Intent to Commit Sexual Penetration	10 ATTEMPTS	1										1								4.6
750.529	Robbery - Armed	LIFE ATTEMPTS	88		1		2	3	1	2	2	4	10	39	18	2	3		1		8.3
750.529-A	Robbery - Armed - Serious Injury	LIFE ATTEMPTS	1						1					4	1						3.0
750.529A	Carjacking	LIFE ATTEMPTS	5																		8.7
750.529A	Carjacking	LIFE ATTEMPTS	21				1		1		2	1	1	7	3	3	1	1			11.5
750.530	Robbery - Unarmed	15 ATTEMPTS	34		1	1	5	3	3	3	4	2	5	5	1	1					4.5
750.531-A	Bank Robbery	LIFE ATTEMPTS	1		1																1.0
750.531-A	Bank Robbery	LIFE ATTEMPTS	3							1			1		1						6.6
750.5353A	Stolen Prop. - Receive & Conceal, \$1K - <\$20K	5 ATTEMPTS	2			1			1												2.3
750.5357	Stolen Prop. - Receive & Conceal, Motor Vehicle	5 ATTEMPTS	2			1	1														1.5
750.72	Arson - Dwelling House/ Curtilage	20 ATTEMPTS	2								1				1						7.5
750.72-A	Arson - Dwelling House	20 ATTEMPTS	2			1								1							5.6

NOTE: Be sure to check for related offense codes when examining a particular type of crime. They may or may not be in sequential order or even on the same page.

C2 2020 Total Prisoner Population by Minimum Term Distribution for Women – All Offenses

Page 9 of 10

C - 69

			TOTAL*	.5	1	1.5	2	2.5	3	3.5	4	4.5	5	10	15	20	25	>25	LIFE	AVG
GRAND TOTALS			1,717	0	30	143	203	79	128	43	84	35	104	275	129	121	80	62	201	8.2
VIOLATIONS			1,703	0	29	137	202	77	127	40	84	35	104	275	129	121	80	62	201	8.2
ATTEMPTS			14		1	6	1	2	1	3										2.1
Compiled Laws	Offense	Max. Penalty																		
750.73	Arson - Real Property	10 ATTEMPTS	2			1	1													1.6
750.731	Arson - Second Degree	20 ATTEMPTS	5				1	2			1		1							3.2
750.74	Arson - Personal Property, Over \$50	4 ATTEMPTS	2				1	1												2.3
750.751	Fourth Degree Arson	5 ATTEMPTS	1											1						10.0
750.791D6	Arson - Preparation to Burn a Building	10 ATTEMPTS	1			1														1.5
750.814	Domestic Violence - 3rd Offense	2 ATTEMPTS	13			5	3	1	3	1										4.1
750.81D1	Police Officer - Assault/Resist/Obstruct	2 ATTEMPTS	7		2	2	2		1											1.5
750.81D2	Police Officer - Assault/Resist/Obstruct, Causing Injury	4 ATTEMPTS	1				1													2.0
750.82	Felonious Assault	4 ATTEMPTS	20		2	7	5	1	3				2							2.1
750.83	Assault w/ Intent to Murder	LIFE ATTEMPTS	37								1		2	20	6	6	2			11.6
750.84	Assault w/ Intent to do Great Bodily Harm Less Than Murder	10 ATTEMPTS	40		1	2	6	3	7	4	2	1	7	7						7.7
750.85	Torture	LIFE ATTEMPTS	8												5	3				16.3
750.88	Assault w/ Intent to Rob While Unarmed	15 ATTEMPTS	6					1	3					1	1					5.3
750.89	Assault w/ Intent to Rob While Armed	LIFE ATTEMPTS	7					1					1	2	2			1		12.2
750.90A	Assault - Pregnant Individual, Miscarriage/Stillbirth w/ Intent	LIFE ATTEMPTS	1																1	
750.91	Homicide - Attempted Murder	LIFE ATTEMPTS	1													1				18.0
752.1084	Organized Retail Crime	5 ATTEMPTS	2					1						1						4.3
752.7973D	Computers - Use to Commit Crime Max 4 yrs - <10 yrs	7 ATTEMPTS	2			1			1											2.1

NOTE: Be sure to check for related offense codes when examining a particular type of crime. They may or may not be in sequential order or even on the same page.

C2 2020 Total Prisoner Population by Minimum Term Distribution for Women – All Offenses

Page 10 of 10

C - 70

			TOTAL*	.5	1	1.5	2	2.5	3	3.5	4	4.5	5	10	15	20	25	>25	LIFE	AVG
GRAND TOTALS			1,717	0	30	143	203	79	128	43	84	35	104	275	129	121	80	62	201	8.2
VIOLATIONS			1,703	0	29	137	202	77	127	40	84	35	104	275	129	121	80	62	201	8.2
ATTEMPTS			14		1	6	1	2	1	3										2.1
Compiled Laws	Offense	Max. Penalty																		
752.7973F	Computers - Use to Commit Crime	20	3								1			2						7.0
	Max 20 yrs or More	ATTEMPTS																		
767A.91A	Prosecutor's Investigative Perjury	15	1					1												3.0
		ATTEMPTS																		
771.3F	Tampering with Electronic Monitoring Device	2	1	1																.8
		ATTEMPTS																		
800.2813	Prisons - Bring Contraband Into Prison	5	1					1												2.3
		ATTEMPTS																		
800.2814	Prisons - Prisoner Possessing Contraband	5	1						1											3.0
		ATTEMPTS																		
801.2631	Jails - Furnish Contraband to Prisoner	5	1						1											3.0
		ATTEMPTS																		
801.2632	Jails - Prisoner Possessing Contraband	5	4				1	1	2											2.6
		ATTEMPTS																		

NOTES: Be sure to check for related offense codes when examining a particular type of crime. They may or may not be in sequential order or even on the same page. Largest minimum term is reported for prisoners with multiple offenses. When minimum terms exceed maximum penalties, that may be due to anomalies in criminal justice practices, habitualized offenses, database errors, etc. Each minimum term category is rounded up from the preceding category (for example, the ten-year category includes all minimums longer than five years up to exactly ten years). Minimum term averages are based on raw data (with life sentences excluded from the calculations). HYTA cases are included in the data.

Source: Offender Management Network Information (OMNI)

2020 Age Breakdown of Prisoner Population by Location

C - 71

INSTITUTION	< 20	20-24	25-29	30-34	35-39	40-44	45-49	50-54	55-59	60-64	65-69	70-74	75-79	80+	MED AGE	AVG AGE	COUNT
Alger Corr. Fac. (LMF)	1 0.1%	102 12.7%	208 25.9%	152 19.0%	111 13.8%	80 10.0%	54 6.7%	37 4.6%	28 3.5%	19 2.4%	5 0.6%	4 0.5%		1 0.1%	32	35	802
Baraga Max. Corr. Fac. (AMF)	1 0.1%	87 11.9%	205 28.1%	152 20.9%	83 11.4%	50 6.9%	53 7.3%	34 4.7%	31 4.3%	18 2.5%	9 1.2%	5 0.7%	1 0.1%		32	35	729
Bellamy Creek Corr. Fac. (IBC)	11 0.7%	193 11.5%	325 19.4%	279 16.6%	257 15.3%	219 13.1%	131 7.8%	91 5.4%	66 3.9%	59 3.5%	31 1.8%	10 0.6%	5 0.3%	1 0.1%	35	37	1,678
Brooks, Earnest C. Corr. Fac. (LRF)	2 0.2%	99 8.8%	188 16.7%	179 15.9%	163 14.5%	122 10.8%	117 10.4%	90 8.0%	67 5.9%	56 5.0%	24 2.1%	16 1.4%	3 0.3%	1 0.1%	37	40	1,127
Carson City Corr. Fac. (DRF)	3 0.1%	116 5.3%	275 12.6%	266 12.2%	282 12.9%	302 13.8%	235 10.8%	238 10.9%	195 8.9%	137 6.3%	76 3.5%	34 1.6%	19 0.9%	6 0.3%	42	43	2,184
Central Michigan Corr. Fac. (STF)	7 0.3%	116 5.2%	282 12.7%	358 16.1%	315 14.2%	320 14.4%	257 11.6%	209 9.4%	178 8.0%	102 4.6%	47 2.1%	27 1.2%	2 0.1%	1 0.0%	40	41	2,221
Chippewa Corr. Fac. (URF)	1 0.1%	97 5.1%	337 17.7%	325 17.1%	282 14.8%	242 12.7%	191 10.0%	163 8.6%	114 6.0%	71 3.7%	57 3.0%	20 1.0%	6 0.3%		38	40	1,906
Cooper Street Corr. Fac. (JCS)	5 0.4%	76 5.8%	188 14.4%	199 15.2%	189 14.4%	177 13.5%	137 10.5%	142 10.9%	95 7.3%	51 3.9%	28 2.1%	14 1.1%	6 0.5%	1 0.1%	39	41	1,308
Cotton, G. Robert Corr. Fac. (JCF)	7 0.4%	108 6.5%	211 12.6%	246 14.7%	228 13.6%	204 12.2%	189 11.3%	150 9.0%	130 7.8%	80 4.8%	59 3.5%	40 2.4%	15 0.9%	6 0.4%	40	42	1,673
Egeler, C.E. Reception & Guidance (RGC)	22 1.6%	166 11.9%	221 15.9%	263 18.9%	211 15.1%	141 10.1%	103 7.4%	83 6.0%	64 4.6%	39 2.8%	35 2.5%	24 1.7%	12 0.9%	10 0.7%	35	38	1,394
Handlon, Richard A. Corr. Fac. (MTU)	4 0.4%	58 6.1%	103 10.9%	120 12.7%	120 12.7%	128 13.6%	107 11.3%	97 10.3%	92 9.7%	50 5.3%	45 4.8%	12 1.3%	6 0.6%	2 0.2%	42	43	944
Harrison, Gus Corr. Fac. (ARF)	1 0.1%	71 4.4%	191 11.8%	218 13.5%	227 14.0%	228 14.1%	179 11.1%	181 11.2%	151 9.3%	105 6.5%	41 2.5%	17 1.1%	5 0.3%	4 0.2%	42	43	1,619
Ionia Max Corr. Fac. (ICF)	4 0.6%	62 9.3%	116 17.4%	99 14.9%	80 12.0%	62 9.3%	83 12.5%	59 8.9%	41 6.2%	29 4.4%	21 3.2%	8 1.2%	1 0.2%		37	40	665
Kinross Corr. Fac. (KCF)	2 0.2%	44 3.5%	120 9.6%	155 12.4%	186 14.9%	190 15.2%	172 13.8%	154 12.4%	112 9.0%	68 5.5%	25 2.0%	15 1.2%	3 0.2%		43	43	1,246
Lakeland Corr. Fac. (LCF)	1 0.1%	27 1.9%	96 6.7%	126 8.8%	151 10.6%	155 10.9%	167 11.7%	172 12.1%	136 9.5%	150 10.5%	115 8.1%	79 5.5%	34 2.4%	18 1.3%	49	50	1,427
Macomb Corr. Fac. (MRF)	5 0.4%	117 9.6%	160 13.1%	178 14.5%	164 13.4%	160 13.1%	121 9.9%	123 10.0%	80 6.5%	64 5.2%	26 2.1%	19 1.6%	7 0.6%	1 0.1%	39	41	1,225
Marquette Branch Prison (MBP)	1 0.1%	65 8.7%	152 20.2%	159 21.2%	116 15.4%	80 10.7%	65 8.7%	46 6.1%	37 4.9%	18 2.4%	3 0.4%	9 1.2%			34	37	751
Michigan Reformatory (RMI)	4 0.4%	88 8.7%	157 15.6%	193 19.2%	146 14.5%	119 11.8%	102 10.1%	79 7.8%	51 5.1%	43 4.3%	18 1.8%	4 0.4%	3 0.3%		36	39	1,007
Muskegon Corr. Fac. (MCF)	3 0.3%	46 4.0%	107 9.3%	148 12.9%	137 11.9%	160 13.9%	149 13.0%	147 12.8%	114 9.9%	66 5.7%	42 3.7%	19 1.7%	8 0.7%	2 0.2%	44	44	1,148
Newberry Corr. Fac. (NCF)	1 0.1%	45 6.6%	96 14.1%	104 15.3%	110 16.2%	86 12.7%	77 11.3%	55 8.1%	48 7.1%	29 4.3%	15 2.2%	8 1.2%	5 0.7%		39	41	679
Oaks Corr. Fac. (ECF)		100 9.9%	183 18.2%	163 16.2%	151 15.0%	118 11.7%	85 8.4%	73 7.3%	52 5.2%	42 4.2%	20 2.0%	12 1.2%	6 0.6%	1 0.1%	36	39	1,006
Parnall Corr. Fac. (SMT)	14 1.1%	86 6.6%	149 11.4%	203 15.6%	188 14.4%	176 13.5%	139 10.7%	138 10.6%	114 8.7%	55 4.2%	28 2.1%	10 0.8%	4 0.3%	1 0.1%	40	41	1,305
Ryan Corr. Fac. (RRF)			3 4.4%	1 1.5%	6 8.8%	3 4.4%	8 11.8%	14 20.6%	15 22.1%	8 11.8%	5 7.4%	3 4.4%	2 2.9%		54	53	68

C3

2020 Age Breakdown of Prisoner Population by Location

Page 2 of 2

INSTITUTION	< 20	20-24	25-29	30-34	35-39	40-44	45-49	50-54	55-59	60-64	65-69	70-74	75-79	80+	MED AGE	AVG AGE	COUNT
Saginaw Corr. Fac. (SRF)	9 0.6%	127 9.0%	250 17.8%	184 13.1%	188 13.4%	141 10.0%	115 8.2%	115 8.2%	105 7.5%	76 5.4%	49 3.5%	31 2.2%	9 0.6%	5 0.4%	38	41	1,404
Special Alt. Incar. Fac. - Female (ZLW)		4 18.2%	7 31.8%	4 18.2%	3 13.6%	1 4.5%	2 9.1%	1 4.5%							32	33	22
Special Alt. Incar. Fac. - Male (ZLI)		1 16.7%	2 33.3%	1 16.7%	1 16.7%	1 16.7%									29	31	6
St. Louis Corr. Fac. (SLF)	7 0.6%	166 15.4%	255 23.6%	203 18.8%	135 12.5%	107 9.9%	57 5.3%	59 5.5%	39 3.6%	24 2.2%	16 1.5%	5 0.5%	3 0.3%	3 0.3%	32	35	1,079
Thumb Corr. Fac. (TCF)	99 10.0%	133 13.4%	65 6.6%	73 7.4%	83 8.4%	94 9.5%	98 9.9%	112 11.3%	83 8.4%	51 5.2%	61 6.2%	22 2.2%	14 1.4%	1 0.1%	42	41	989
Women's Huron Valley Corr. Fac. (WHV)	6 0.4%	108 6.4%	281 16.6%	316 18.6%	261 15.4%	236 13.9%	177 10.4%	129 7.6%	80 4.7%	42 2.5%	37 2.2%	10 0.6%	8 0.5%	4 0.2%	37	39	1,695
Woodland Center Corr. Fac. (WCC)	1 0.3%	14 4.4%	30 9.4%	63 19.7%	52 16.3%	45 14.1%	40 12.5%	17 5.3%	18 5.6%	22 6.9%	10 3.1%	3 0.9%	3 0.9%	1 0.3%	39	42	319
Total	222 0.7%	2,522 7.5%	4,963 14.8%	5,130 15.3%	4,626 13.8%	4,147 12.3%	3,410 10.1%	3,008 8.9%	2,336 6.9%	1,574 4.7%	948 2.8%	480 1.4%	190 0.6%	70 0.2%	39	40	33,617*

* Total includes 9 cases with insufficient information.

¹ On October 1, 2012, the Ryan Correctional Facility was closed and reopened as the Detroit Reentry Center for parole violators. The 84 bed dialysis unit remains at this site and continues to use the acronym RRF.

Source: Offender Management Network Information (OMNI)

C3a

2020 Age Breakdown of White Prisoner Population by Location

Page 1 of 2

C - 73

INSTITUTION	< 20	20-24	25-29	30-34	35-39	40-44	45-49	50-54	55-59	60-64	65-69	70-74	75-79	80+	MED AGE	AVG AGE	COUNT
Alger Corr. Fac. (LMF)		23 9.1%	38 15.1%	44 17.5%	50 19.8%	31 12.3%	18 7.1%	17 6.7%	12 4.8%	11 4.4%	4 1.6%	3 1.2%		1 0.4%	36	39	252
Baraga Max. Corr. Fac. (AMF)		19 11.8%	36 22.4%	28 17.4%	19 11.8%	16 9.9%	13 8.1%	10 6.2%	10 6.2%	3 1.9%	3 1.9%	4 2.5%			34	38	161
Bellamy Creek Corr. Fac. (IBC)	4 0.5%	81 10.5%	114 14.7%	123 15.9%	137 17.7%	113 14.6%	69 8.9%	49 6.3%	28 3.6%	28 3.6%	16 2.1%	7 0.9%	4 0.5%	1 0.1%	36	38	774
Brooks, Earnest C. Corr. Fac. (LRF)		25 5.1%	54 11.0%	77 15.7%	92 18.7%	65 13.2%	57 11.6%	42 8.6%	34 6.9%	24 4.9%	9 1.8%	9 1.8%	2 0.4%	1 0.2%	39	41	491
Carson City Corr. Fac. (DRF)	2 0.2%	39 3.7%	95 9.0%	134 12.7%	163 15.5%	145 13.7%	120 11.4%	109 10.3%	98 9.3%	72 6.8%	36 3.4%	25 2.4%	11 1.0%	6 0.6%	42	44	1,055
Central Michigan Corr. Fac. (STF)	5 0.4%	66 5.2%	140 11.1%	190 15.1%	199 15.8%	186 14.8%	154 12.2%	120 9.5%	100 7.9%	58 4.6%	22 1.7%	18 1.4%	2 0.2%	1 0.1%	40	42	1,261
Chippewa Corr. Fac. (URF)		29 4.7%	76 12.4%	91 14.9%	103 16.9%	87 14.2%	64 10.5%	58 9.5%	41 6.7%	25 4.1%	23 3.8%	10 1.6%	4 0.7%		40	42	611
Cooper Street Corr. Fac. (JCS)	1 0.2%	33 5.3%	74 11.9%	98 15.8%	89 14.4%	83 13.4%	56 9.0%	74 11.9%	52 8.4%	33 5.3%	16 2.6%	9 1.5%	2 0.3%		40	42	620
Cotton, G. Robert Corr. Fac. (JCF)	3 0.4%	54 6.4%	92 10.9%	124 14.7%	137 16.2%	111 13.1%	90 10.6%	67 7.9%	78 9.2%	32 3.8%	25 3.0%	22 2.6%	7 0.8%	4 0.5%	40	42	846
Egeler, C.E. Reception & Guidance (RGC)	6 0.8%	60 7.8%	109 14.2%	140 18.2%	144 18.7%	86 11.2%	67 8.7%	52 6.8%	34 4.4%	24 3.1%	19 2.5%	17 2.2%	8 1.0%	4 0.5%	37	40	770
Handlon, Richard A. Corr. Fac. (MTU)	3 0.6%	32 6.2%	49 9.5%	69 13.4%	65 12.6%	69 13.4%	59 11.5%	53 10.3%	57 11.1%	27 5.2%	21 4.1%	5 1.0%	4 0.8%	2 0.4%	42	43	515
Harrison, Gus Corr. Fac. (ARF)		27 3.8%	68 9.7%	83 11.8%	113 16.1%	95 13.5%	84 11.9%	81 11.5%	69 9.8%	52 7.4%	15 2.1%	11 1.6%	2 0.3%	3 0.4%	43	44	703
Ionia Max Corr. Fac. (ICF)		19 7.2%	38 14.3%	36 13.6%	43 16.2%	28 10.6%	34 12.8%	26 9.8%	18 6.8%	12 4.5%	7 2.6%	4 1.5%			39	41	265
Kinross Corr. Fac. (KCF)		14 2.9%	33 6.9%	65 13.6%	77 16.1%	81 16.9%	58 12.1%	59 12.3%	43 9.0%	29 6.1%	10 2.1%	8 1.7%	2 0.4%		43	44	479
Lakeland Corr. Fac. (LCF)		10 1.7%	33 5.5%	42 7.1%	62 10.4%	68 11.4%	67 11.3%	65 10.9%	56 9.4%	69 11.6%	49 8.2%	43 7.2%	21 3.5%	10 1.7%	51	51	595
Macomb Corr. Fac. (MRF)	3 0.6%	39 7.9%	52 10.5%	75 15.2%	67 13.5%	70 14.1%	48 9.7%	52 10.5%	32 6.5%	30 6.1%	11 2.2%	10 2.0%	6 1.2%		40	42	495
Marquette Branch Prison (MBP)		25 7.5%	42 12.7%	65 19.6%	56 16.9%	44 13.3%	44 13.3%	24 7.2%	16 4.8%	10 3.0%		6 1.8%			38	39	332
Michigan Reformatory (RMI)		18 5.2%	48 13.8%	61 17.5%	69 19.8%	38 10.9%	36 10.3%	29 8.3%	14 4.0%	23 6.6%	9 2.6%	2 0.6%	1 0.3%		38	40	348
Muskegon Corr. Fac. (MCF)		16 3.6%	37 8.4%	47 10.7%	54 12.3%	58 13.2%	59 13.4%	64 14.6%	54 12.3%	26 5.9%	14 3.2%	5 1.1%	4 0.9%	1 0.2%	45	45	439
Newberry Corr. Fac. (NCF)	1 0.3%	12 3.7%	33 10.3%	45 14.0%	65 20.2%	42 13.1%	40 12.5%	26 8.1%	24 7.5%	14 4.4%	7 2.2%	7 2.2%	5 1.6%		40	42	321
Oaks Corr. Fac. (ECF)		40 8.0%	82 16.5%	81 16.3%	78 15.7%	66 13.3%	39 7.8%	41 8.2%	29 5.8%	18 3.6%	12 2.4%	6 1.2%	4 0.8%	1 0.2%	38	40	497
Parnall Corr. Fac. (SMT)	7 0.9%	41 5.2%	88 11.2%	124 15.7%	122 15.5%	103 13.1%	79 10.0%	91 11.5%	77 9.8%	32 4.1%	15 1.9%	5 0.6%	4 0.5%	1 0.1%	40	42	789
Ryan Corr. Fac. (RRF)					1 10.0%		1 10.0%	2 20.0%	3 30.0%	1 10.0%	2 20.0%				57	56	10

C3a 2020 Age Breakdown of White Prisoner Population by Location

Page 2 of 2

INSTITUTION	< 20	20-24	25-29	30-34	35-39	40-44	45-49	50-54	55-59	60-64	65-69	70-74	75-79	80+	MED AGE	AVG AGE	COUNT
Saginaw Corr. Fac. (SRF)	1 0.2%	39 6.1%	81 12.7%	80 12.5%	111 17.3%	65 10.2%	58 9.1%	57 8.9%	54 8.4%	37 5.8%	26 4.1%	21 3.3%	5 0.8%	5 0.8%	40	43	640
Special Alt. Incar. Fac. - Female (ZLW)		4 21.1%	4 21.1%	4 21.1%	3 15.8%	1 5.3%	2 10.5%	1 5.3%							34	33	19
Special Alt. Incar. Fac. - Male (ZLI)		1 33.3%	1 33.3%			1 33.3%									28	31	3
St. Louis Corr. Fac. (SLF)	1 0.3%	38 11.1%	47 13.7%	55 16.1%	64 18.7%	38 11.1%	26 7.6%	27 7.9%	20 5.8%	12 3.5%	8 2.3%	2 0.6%	3 0.9%	1 0.3%	37	39	342
Thumb Corr. Fac. (TCF)	24 7.5%	45 14.1%	21 6.6%	22 6.9%	22 6.9%	32 10.0%	24 7.5%	31 9.7%	36 11.3%	23 7.2%	23 7.2%	10 3.1%	5 1.6%	1 0.3%	44	43	319
Women's Huron Valley Corr. Fac. (WHV)	3 0.3%	55 5.4%	155 15.1%	199 19.4%	181 17.7%	161 15.7%	108 10.5%	63 6.2%	45 4.4%	18 1.8%	20 2.0%	7 0.7%	5 0.5%	4 0.4%	37	39	1,024
Woodland Center Corr. Fac. (WCC)		6 4.2%	15 10.5%	19 13.3%	22 15.4%	19 13.3%	21 14.7%	8 5.6%	16 11.2%	9 6.3%	2 1.4%	3 2.1%	2 1.4%	1 0.7%	42	44	143
Total	64 0.4%	910 6.0%	1,755 11.6%	2,221 14.7%	2,408 15.9%	2,002 13.2%	1,595 10.5%	1,398 9.2%	1,150 7.6%	752 5.0%	424 2.8%	279 1.8%	113 0.7%	48 0.3%	40	42	15,119

¹ On October 1, 2012, the Ryan Correctional Facility was closed and reopened as the Detroit Reentry Center for parole violators. The 84 bed dialysis unit remains at this site and continues to use the acronym RRF.

Source: Offender Management Network Information (OMNI)

C - 75

INSTITUTION	< 20	20-24	25-29	30-34	35-39	40-44	45-49	50-54	55-59	60-64	65-69	70-74	75-79	80+	MED AGE	AVG AGE	COUNT
Alger Corr. Fac. (LMF)	1 0.2%	79 14.4%	170 30.9%	108 19.6%	61 11.1%	49 8.9%	36 6.5%	20 3.6%	16 2.9%	8 1.5%	1 0.2%	1 0.2%			30	33	550
Baraga Max. Corr. Fac. (AMF)	1 0.2%	68 12.0%	169 29.8%	124 21.8%	64 11.3%	34 6.0%	40 7.0%	24 4.2%	21 3.7%	15 2.6%	6 1.1%	1 0.2%	1 0.2%		31	35	568
Bellamy Creek Corr. Fac. (IBC)	7 0.8%	112 12.4%	211 23.3%	156 17.3%	120 13.3%	106 11.7%	62 6.9%	42 4.6%	38 4.2%	31 3.4%	15 1.7%	3 0.3%	1 0.1%		33	36	904
Brooks, Earnest C. Corr. Fac. (LRF)	2 0.3%	74 11.6%	134 21.1%	102 16.0%	71 11.2%	57 9.0%	60 9.4%	48 7.5%	33 5.2%	32 5.0%	15 2.4%	7 1.1%	1 0.2%		35	38	636
Carson City Corr. Fac. (DRF)	1 0.1%	77 6.8%	180 15.9%	132 11.7%	119 10.5%	157 13.9%	115 10.2%	129 11.4%	97 8.6%	65 5.8%	40 3.5%	9 0.8%	8 0.7%		41	42	1,129
Central Michigan Corr. Fac. (STF)	2 0.2%	50 5.2%	142 14.8%	168 17.5%	116 12.1%	134 14.0%	103 10.7%	89 9.3%	78 8.1%	44 4.6%	25 2.6%	9 0.9%			40	41	960
Chippewa Corr. Fac. (URF)	1 0.1%	68 5.3%	261 20.2%	234 18.1%	179 13.8%	155 12.0%	127 9.8%	105 8.1%	73 5.6%	46 3.6%	34 2.6%	10 0.8%	2 0.2%		37	39	1,295
Cooper Street Corr. Fac. (JCS)	4 0.6%	43 6.3%	114 16.6%	101 14.7%	100 14.5%	94 13.7%	81 11.8%	68 9.9%	43 6.3%	18 2.6%	12 1.7%	5 0.7%	4 0.6%	1 0.1%	39	40	688
Cotton, G. Robert Corr. Fac. (JCF)	4 0.5%	54 6.5%	119 14.4%	122 14.8%	91 11.0%	93 11.2%	99 12.0%	83 10.0%	52 6.3%	48 5.8%	34 4.1%	18 2.2%	8 1.0%	2 0.2%	40	42	827
Egeler, C.E. Reception & Guidance (RGC)	16 2.6%	106 17.0%	112 17.9%	123 19.7%	67 10.7%	55 8.8%	36 5.8%	31 5.0%	30 4.8%	15 2.4%	16 2.6%	7 1.1%	4 0.6%	6 1.0%	32	36	624
Handlon, Richard A. Corr. Fac. (MTU)	1 0.2%	26 6.1%	54 12.6%	51 11.9%	55 12.8%	59 13.8%	48 11.2%	44 10.3%	35 8.2%	23 5.4%	24 5.6%	7 1.6%	2 0.5%		42	43	429
Harrison, Gus Corr. Fac. (ARF)	1 0.1%	44 4.8%	123 13.4%	135 14.7%	114 12.4%	133 14.5%	95 10.4%	100 10.9%	82 9.0%	53 5.8%	26 2.8%	6 0.7%	3 0.3%	1 0.1%	41	42	916
Ionia Max Corr. Fac. (ICF)	4 1.0%	43 10.8%	78 19.5%	63 15.8%	37 9.3%	34 8.5%	49 12.3%	33 8.3%	23 5.8%	17 4.3%	14 3.5%	4 1.0%	1 0.3%		36	39	400
Kinross Corr. Fac. (KCF)	2 0.3%	30 3.9%	87 11.3%	90 11.7%	109 14.2%	109 14.2%	114 14.9%	95 12.4%	69 9.0%	39 5.1%	15 2.0%	7 0.9%	1 0.1%		43	43	767
Lakeland Corr. Fac. (LCF)	1 0.1%	17 2.0%	63 7.6%	84 10.1%	89 10.7%	87 10.5%	100 12.0%	107 12.9%	80 9.6%	81 9.7%	66 7.9%	36 4.3%	13 1.6%	8 1.0%	48	48	832
Macomb Corr. Fac. (MRF)	2 0.3%	78 10.7%	108 14.8%	103 14.1%	97 13.3%	90 12.3%	73 10.0%	71 9.7%	48 6.6%	34 4.7%	15 2.1%	9 1.2%	1 0.1%	1 0.1%	38	40	730
Marquette Branch Prison (MBP)	1 0.2%	40 9.5%	110 26.3%	94 22.4%	60 14.3%	36 8.6%	21 5.0%	22 5.3%	21 5.0%	8 1.9%	3 0.7%	3 0.7%			32	35	419
Michigan Reformatory (RMI)	4 0.6%	70 10.6%	109 16.5%	132 20.0%	77 11.7%	81 12.3%	66 10.0%	50 7.6%	37 5.6%	20 3.0%	9 1.4%	2 0.3%	2 0.3%		35	38	659
Muskegon Corr. Fac. (MCF)	3 0.4%	30 4.2%	70 9.9%	101 14.2%	83 11.7%	102 14.4%	90 12.7%	83 11.7%	60 8.5%	40 5.6%	28 3.9%	14 2.0%	4 0.6%	1 0.1%	43	44	709
Newberry Corr. Fac. (NCF)		33 9.2%	63 17.6%	59 16.5%	45 12.6%	44 12.3%	37 10.3%	29 8.1%	24 6.7%	15 4.2%	8 2.2%	1 0.3%			38	39	358
Oaks Corr. Fac. (ECF)		60 11.8%	101 19.8%	82 16.1%	73 14.3%	52 10.2%	46 9.0%	32 6.3%	23 4.5%	24 4.7%	8 1.6%	6 1.2%	2 0.4%		35	38	509
Parnall Corr. Fac. (SMT)		45 1.4%	61 8.7%	79 11.8%	66 15.3%	73 12.8%	60 14.1%	47 11.6%	37 9.1%	23 4.5%	13 2.5%	5 1.0%			40	40	516
Ryan Corr. Fac. (RRF)			3 5.2%	1 1.7%	5 8.6%	3 5.2%	7 12.1%	12 20.7%	12 20.7%	7 12.1%	3 5.2%	3 5.2%	2 3.4%		54	53	58

C3b 2020 Age Breakdown of Non-White Prisoner Population by Location

Page 2 of 2

INSTITUTION	< 20	20-24	25-29	30-34	35-39	40-44	45-49	50-54	55-59	60-64	65-69	70-74	75-79	80+	MED AGE	AVG AGE	COUNT
Saginaw Corr. Fac. (SRF)	8 1.0%	88 11.5%	169 22.1%	104 13.6%	77 10.1%	76 9.9%	57 7.5%	58 7.6%	51 6.7%	39 5.1%	23 3.0%	10 1.3%	4 0.5%		35	39	764
Special Alt. Incar. Fac. - Female (ZLW)			3 100.0%												27	27	3
Special Alt. Incar. Fac. - Male (ZLI)			1 33.3%	1 33.3%	1 33.3%										30	31	3
St. Louis Corr. Fac. (SLF)	6 0.8%	128 17.4%	208 28.2%	148 20.1%	71 9.6%	69 9.4%	31 4.2%	32 4.3%	19 2.6%	12 1.6%	8 1.1%	3 0.4%		2 0.3%	30	33	737
Thumb Corr. Fac. (TCF)	75 11.2%	88 13.1%	44 6.6%	51 7.6%	61 9.1%	62 9.3%	74 11.0%	81 12.1%	47 7.0%	28 4.2%	38 5.7%	12 1.8%	9 1.3%		41	40	670
Women's Huron Valley Corr. Fac. (WHV)	3 0.4%	53 7.9%	126 18.8%	117 17.4%	80 11.9%	75 11.2%	69 10.3%	66 9.8%	35 5.2%	24 3.6%	17 2.5%	3 0.4%	3 0.4%		36	39	671
Woodland Center Corr. Fac. (WCC)	1 0.6%	8 4.5%	15 8.5%	44 25.0%	30 17.0%	26 14.8%	19 10.8%	9 5.1%	2 1.1%	13 7.4%	8 4.5%		1 0.6%		39	40	176
Total	158 0.9%	1,612 8.7%	3,208 17.3%	2,909 15.7%	2,218 12.0%	2,145 11.6%	1,815 9.8%	1,610 8.7%	1,186 6.4%	822 4.4%	524 2.8%	201 1.1%	77 0.4%	22 0.1%	38	39	18,507

¹ On October 1, 2012, the Ryan Correctional Facility was closed and reopened as the Detroit Reentry Center for parole violators. The 84 bed dialysis unit remains at this site and continues to use the acronym RRF.

Source: Offender Management Network Information (OMNI)

C4 2020 Prisoner Movement Summary

Institutions Only

INTAKE

New Court Commitment.....	2,311
Probation Violator (Technical or New Sentence).....	1,042
Parole Violator New Sentence	512
Escaper New Sentence.....	1
TOTAL	3,866

EXITS

Movement to Parole.....	8,631
Release to Court on Writ	1,169
Return to Parole Status After Temporary Prison Return	0
Discharge from Sentence	410
Temporarily Housed at a County Jail	19
Death.....	246
Release to Mental Health Hospital or Criminal Justice Agency	0
Escape	0
TOTAL	10,475

RETURNS

Return from Court <i>without</i> Additional Sentence Imposed	364
Technical Parole Violator Return	1,109
Return from Court <i>with</i> Additional Sentence Imposed.....	685
Return from County Jail	1
Temporary Prison Return While on Parole Status.....	10
Return from Mental Health Hospital or Criminal Justice Agency.....	0
Return from Escape of MDOC Custody	4
TOTAL	2,173

2020 Institution Population Change - 4,436
 (INTAKE - EXIT + RETURN = POPULATION CHANGE)

NOTES: Includes institution and SAI-Prison movements.
 Only movements affecting the total population count are shown (e.g., excludes movements between institutions and temporary movements to/from hospitals).

Source: Offender Management Network Information (OMNI)

C5

Prisoner Escapes from Secure DOC Custody¹

Calendar Years 2013 - 2020

Location	2013	2014	2015	2016	2017	2018	2019	2020
CFA	1	2	0	1	0	0	0	0
SAI - Prison	0	0	0	0	1	0	0	0
TOTALS	1	2	0	1	1	0	0	0

¹ Includes any and all escapes from MDOC institutions, MDOC custody (i.e. while under MDOC control, such as while in transit or hospitalized) and Special Alternative Incarceration (prisoners only).

NOTE: Felony probation and parole absconds from SAI Probation and Residential Reentry supervision are now excluded from this table, and data for prior years has been adjusted in this report.

Source: Offender Management Network Information (OMNI)

Parole Board



This section summarizes 2020 data on offender movement to parole, and Parole Board activity and decisions. It also examines the parole outcomes of offenders who paroled in 2002-2017.

Table-Chart D shows the total number of prisoner movements to parole each year from 2006 through 2020.

Table D1 compares 2020 Parole Board activity and decisions to that of the previous twenty years. **Table D1a** provides more detail regarding the 2020 activity of the Parole Board.

Table D3 in this report was the product of work to re-engineer the tracking of offender outcomes following parole. The new effort began with tracking outcomes for a standardized two years (shorter only in the event of return to prison as a failure). This has since been extended to a standardized follow-up period of three years to meet legislative reporting requirements—thus eliminating the D2 Table. The table shows outcomes for several annual parole release cohorts to enable comparisons over time.

Table D3 represents a change from what was reported on this subject in annual MDOC Statistical Reports prior to 2005; so further explanation is warranted. The genesis of Prisoner Reentry – discussed in Section G – required a re-engineering of the old parole outcomes analysis methodology. The past table format was based on very old computer programming that tracked outcomes only until the parole terms expired. So, there were no controls on time at risk of failure in the tables because parole terms ranged from as short as a couple of months for parole-to-max cases to as long as four years for paroled lifers, while the most common parole terms are 18 to 24 months. Outcomes subsequent to the expiration of the parole terms were not reflected in the data.

The old production analysis that was generated

by the data system for parole outcomes also provided only statewide results and could not be analyzed in greater depth than was present in the report tables. As Prisoner Reentry began to be planned and implemented, it quickly became apparent that a more robust method of outcome tracking would be needed. A bridge to the past would also be needed to enable new annual parole cohorts to be compared to older release years using a consistent methodology.

Calendar year 1998 was established as the baseline parole release year of the analysis for comparison with the outcomes of future annual parole cohorts. Calendar 1998 was selected as the baseline year because it was the most recent year that would provide a full four years of potential follow-up for an entire cohort year before the follow-up periods would reach into calendar year 2003 when the Prisoner Reentry initiative began.

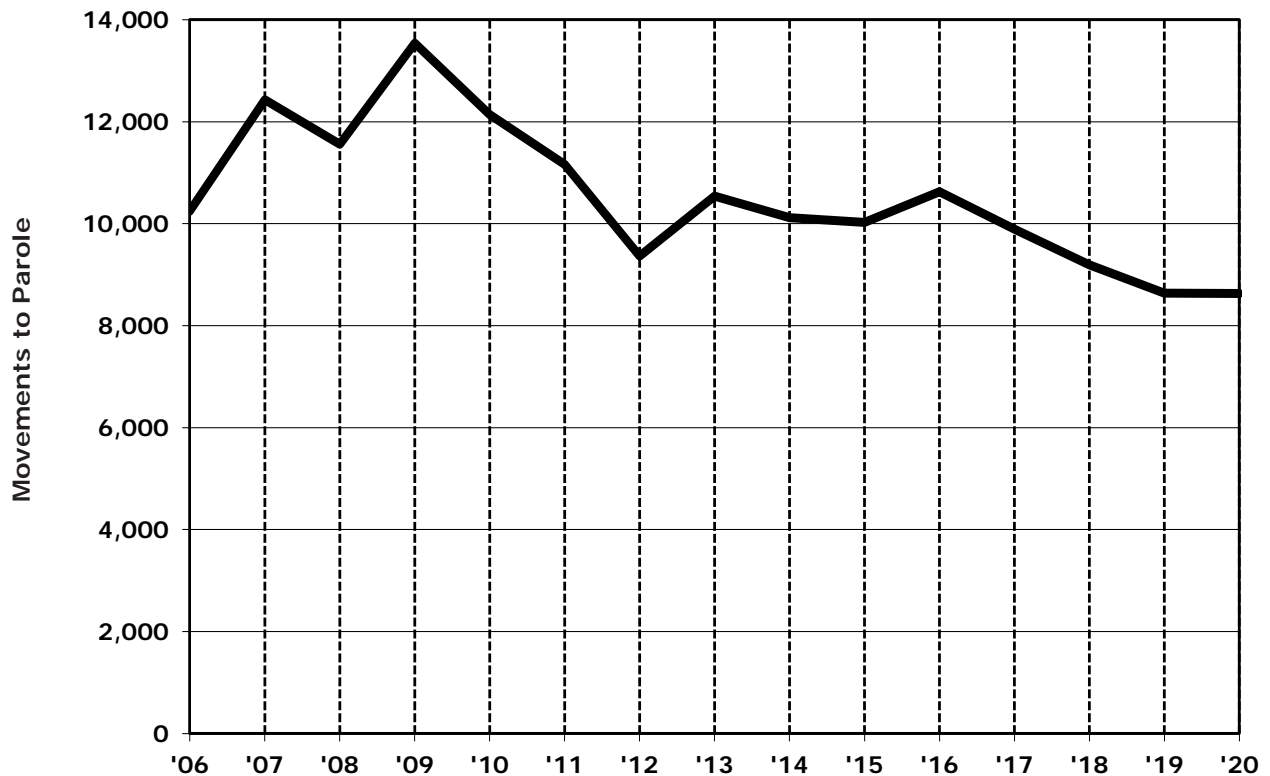
As can be seen from the **D3 Table**, the current primary definition of failure continues to be return to prison as either a parole violator technical return or with a new sentence (although the latter can now occur after the parole term expired).

Table D3 also shows offenders who were on parole absconder status at the end of the follow-up period. While on absconder status, parolees are obviously not succeeding at that point; but it is also important to note that they are not automatically headed back to prison. The determining factor in the disposition of a parole absconder is an assessment of offender risk. When risk is determined to be low (such as when an absconder is still employed and generally following parole rules, but failed to report), then the parole agent may continue to work with the case and impose local sanctions, possibly increase supervision of the case, and engage the community in service delivery designed to intervene in the behavior that led to the abscond and enable the absconder to become a successful parolee.

D Annual Movements to Parole

Calendar Years 2006 - 2020

Year	Movement to Parole	Numerical Change	Percent Change
2006	10,240	(44)	(0.4)
2007	12,429	2,189	21.4
2008	11,556	(873)	(7.0)
2009	13,541	1,985	17.2
2010	12,139	(1,402)	(10.4)
2011	11,162	(977)	(8.0)
2012	9,361	(1,801)	(16.1)
2013	10,540	1,179	12.6
2014	10,117	(423)	(4.0)
2015	10,025	(92)	(0.9)
2016	10,626	601	6.0
2017	9,894	(732)	(6.9)
2018	9,194	(700)	(7.1)
2019	8,635	(559)	(6.1)
2020	8,631	(4)	(0.0)



Source: Offender Management Network Information (OMNI)

D1 Parole Board Activity

Calendar Years 2000 - 2020

Year	Interviews	Paroles Without Interview	Total Paroles Ordered	Parole Denials	Parole Violation Continuances	Actual Movement to Parole
2000	19,445	2,116	10,479	11,664	2,942	9,133
2001	19,958	2,428	10,874	11,936	2,807	10,001
2002	21,106	1,766	11,736	12,533	2,921	10,697
2003	22,280	1,539	12,902	11,892	1,436	11,752
2004	22,131	1,412	12,391	11,669	1,891	11,344
2005	21,038	1,180	12,104	10,023	1,864	10,284
2006	22,784	858	11,807	10,983	1,913	10,240
2007	24,896	941	12,930	11,690	1,444	12,429
2008	22,244	596	13,373	9,645	1,155	11,556
2009	26,514	571	16,695	10,044	1,224	13,541
2010	22,064	455	12,178	9,620	1,425	12,139
2011	16,541	468	11,265	5,907	1,434	11,162
2012	16,016	484	10,299	5,545	1,413	9,361
2013	15,850	367	10,835	5,188	1,301	10,540
2014	15,059	391	10,146	5,440	1,304	10,117
2015	15,201	110	10,664	5,021	1,135	10,025
2016	14,275	210	10,521	4,187	1,016	10,626
2017	14,136	493	10,537	4,056	1,021	9,894
2018	20,589	452	9,082	3,614	867	9,194
2019	21,864	537	9,050	3,435	929	8,635
2020	19,818	882	8,633	3,636	676	8,631

Source: Offender Management System (OMS)

D1a 2020 Parole Board Actions

Total Actions – 19,818

Code/Title	Number
PAROLES AND REINSTATEMENTS	
60 Reinstatement on Parole	205
61 Regular Parole	5,617
62 Parole in Custody	289
64 Special Parole	6
67 Reparoled on Same Term	236
68 Contract Special Parole	0
69 SAI Parole*	253
70 Prisoner Reentry	1,145
76 Paroled Without Interview	882
Total	8,633
SERVICE CONTINUED	
19 Technical Violation Sustained	676
20 Further Demonstration	0
29 Risk to Community	3,636
Total	4,312

Code/Title	Number
DISPOSITION DEFERRED	
42 Current Psychiatric Report	3,286
46 Further Discussion	478
47 Mentally Ill Offender Reentry Plan	542
48 Satisfactory Placement	52
Total	4,358
LIFERS AND LONG INDETERMINATE	
91 Long Indeterminate Interview	0
92 Lifer Law Interview	125
93 Murder First Interview	638
97 Foster-Bey Class Action Lawsuit	0
Total	763
OTHER ACTION	
18 Board Referred to List	438
30 Contract Terminated	0
33 Judge Denied Special	20
35 Board Denied Special	6
38 Rescinded Parole	811
39 Suspended Parole	386
41 Insufficient Information	0
52 Complete Program	0
81 Spec. Consideration Interview	91
Total	1,752

*SAI paroles are not subject to Parole Board review.
 Source: Offender Management System (OMS)

D3 Three-Year Follow-Up Outcomes of Offenders Who Paroled in 2002 to 2017 by Year

Flat Three-Year Follow-Up Regardless of Parole Status

D - 5

YEAR	TOTAL CASES ¹	SUCCESS		FAILURE				BY PERCENT TO TOTAL					
		Total	Total	Absconds ²	Technical Violators ³	New Sentence ⁴	Return To Prison ⁵	Total Success	Total Failure	Absconds	Technical Violators	New Sentence	Return To Prison
2002	10,254	5,300	4,954	926	2,159	1,869	4,028	51.7	48.3	9.0	21.1	18.2	39.3
2003	11,207	5,787	5,420	1,035	2,290	2,095	4,385	51.6	48.4	9.2	20.4	18.7	39.1
2004	10,818	5,471	5,347	936	2,262	2,149	4,411	50.6	49.4	8.7	20.9	19.9	40.8
2005	9,801	5,460	4,341	357	1,918	2,066	3,984	55.7	44.3	3.6	19.6	21.1	40.6
2006	9,694	5,846	3,848	310	1,476	2,062	3,538	60.3	39.7	3.2	15.2	21.3	36.5
2007	11,805	7,548	4,257	335	1,601	2,321	3,922	63.9	36.1	2.8	13.6	19.7	33.2
2008	11,044	7,314	3,730	248	1,507	1,975	3,482	66.2	33.8	2.2	13.6	17.9	31.5
2009	12,829	8,694	4,135	211	1,919	2,005	3,924	67.8	32.2	1.6	15.0	15.6	30.6
2010	11,552	8,042	3,510	164	1,788	1,558	3,346	69.6	30.4	1.4	15.5	13.5	29.0
2011	10,642	7,259	3,383	159	1,616	1,608	3,224	68.2	31.8	1.5	15.2	15.1	30.3
2012	8,960	6,023	2,937	161	1,429	1,347	2,776	67.2	32.8	1.8	15.9	15.0	31.0
2013	10,110	6,970	3,140	132	1,521	1,487	3,008	68.9	31.1	1.3	15.0	14.7	29.8
2014	9,664	6,815	2,849	138	1,333	1,378	2,711	70.5	29.5	1.4	13.8	14.3	28.1
2015	9,613	6,815	2,798	88	1,451	1,347	2,798	70.9	29.1	0.9	15.1	14.0	29.1
2016	9,922	6,161	2,761	110	1,345	1,306	2,651	72.2	27.8	1.1	13.6	13.2	26.7
2017	9,204	6,647	2,557	111	1,233	1,213	2,446	72.2	27.8	1.2	13.4	13.2	26.6

¹Follow-up includes three years from parole for prisoners paroled to Michigan counties.

²On Abscond status after three years from parole.

³If a prisoner returned as a Technical Violator but also received a New Sentence within three years of parole without reparing, the case is counted only in the New Sentence column.

⁴Includes all new sentence commitments to prison within three years of release including cases discharged from parole.

⁵Return to Prison only includes cases that were returned on upheld Technical Violations or for a New Sentence within three years of release.

Probation and Parole Supervision



This section contains data and information regarding the supervision programs for probationers and parolees within the Department's Field Operations Administration (FOA).

FOA is responsible for the supervision of all adult felons on probation and parole. Selected parolees and probationers are also supervised on electronic monitoring.

Field operations are administered through 10 Regional offices (see the map on page E-2).

Table E1 shows the number of parolees returned to prison for technical violations and new sentences, broken down by gender and year. This table also shows the number of parole revocation hearings held each year.

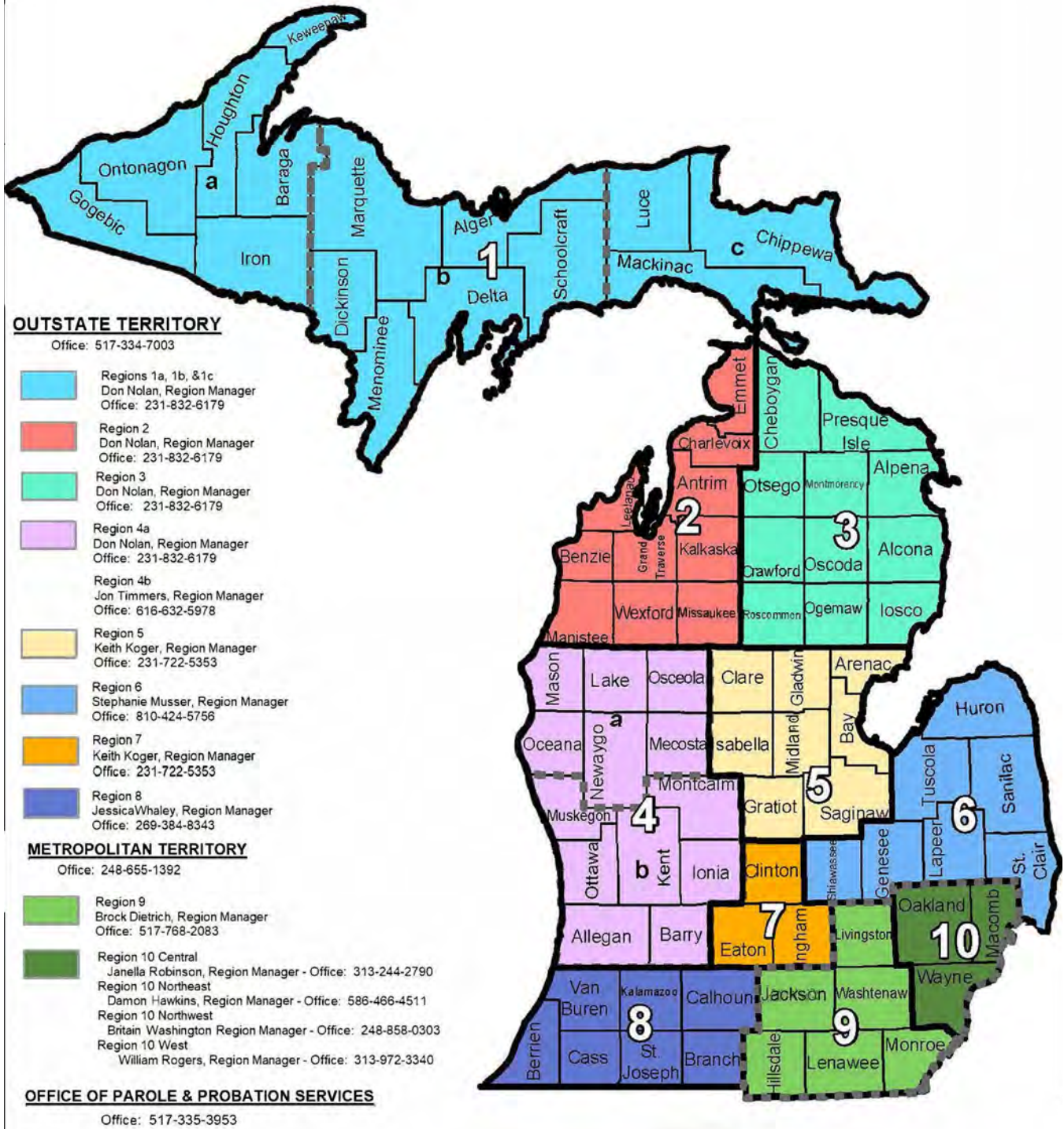
Chart E2a presents a breakdown of Field Operations *personnel* by employee function and by job classification. **Chart E2b** displays a breakdown of Field Operations funds by appropriation.

Chart E3a shows the distribution of investigations conducted, by type, and **Chart E3b** shows a breakdown of the average number of offenders supervised, by type.

Chart E4 displays the number of pre-sentence investigations conducted each year for the last ten years.

Chart E5 shows the average number of parolees, and **Chart E6** the average number of probationers under supervision for the last ten years.

Michigan Department of Corrections Field Operations Administration Territories and Regions *As of December 31, 2020*



Source: Field Operations Administration

E1 Violations of Parole Supervision 2011 - 2020

TECHNICAL VIOLATOR RETURNS
(Includes Returns from Out-of-State)

Year	Male	Female	Total
2011	1,825	70	1,895
2012	2,578	116	2,694
2013	1,914	115	2,029
2014	1,600	82	1,682
2015	1,755	99	1,854
2016	1,845	111	1,956
2017	1,620	72	1,692
2018	1,542	54	1,596
2019	1,499	47	1,546
2020	1,073	36	1,109

NEW SENTENCE RETURNS

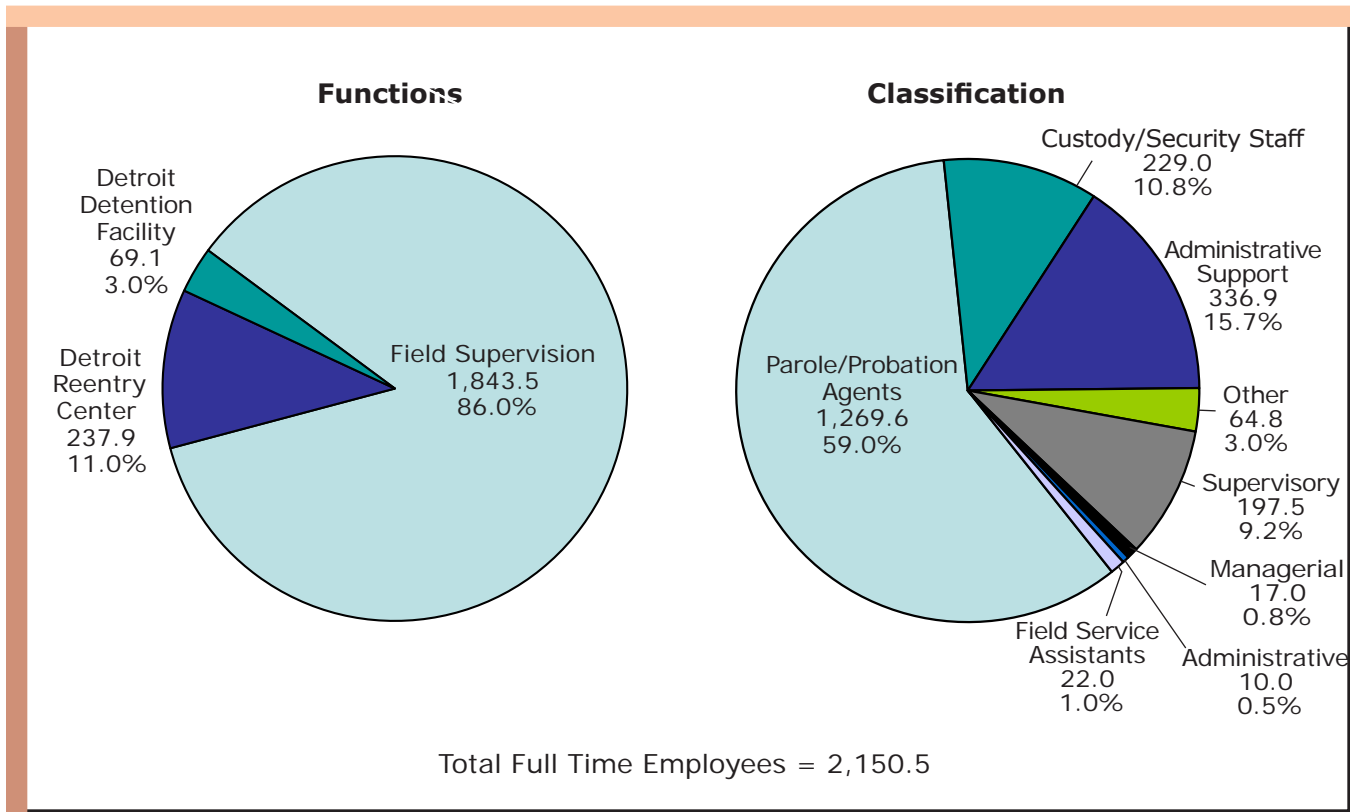
Year	Male	Female	Total
2011	1,470	53	1,523
2012	1,345	61	1,406
2013	1,335	52	1,387
2014	1,208	58	1,266
2015	1,088	71	1,159
2016	1,039	66	1,105
2017	973	57	1,030
2018	935	53	988
2019	831	34	865
2020	493	15	508

PAROLE REVOCATION HEARINGS

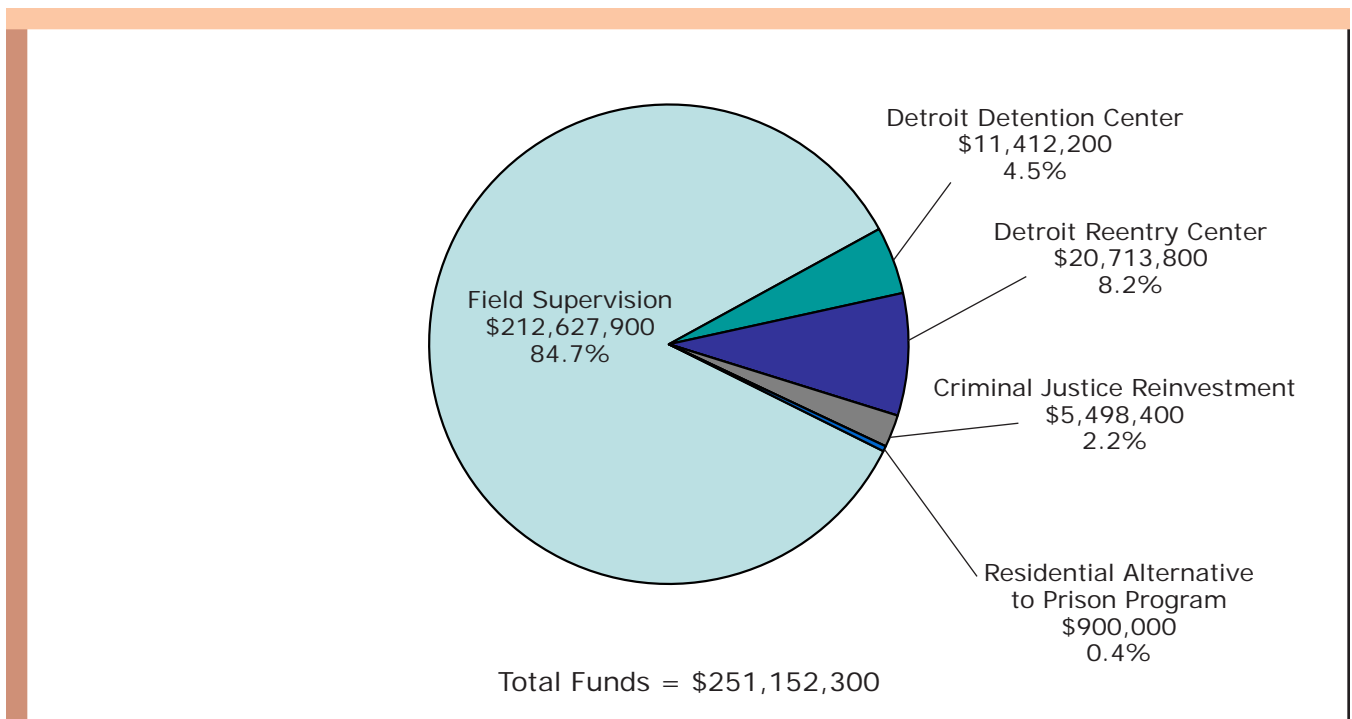
Year	Total
2011	1,881
2012	1,240
2013	1,383
2014	1,146
2015	1,642
2016	1,512
2017	1,533
2018	1,306
2019	1,536
2020	1,238

Sources: Offender Management Network Information (OMNI) and Field Operations Administration

E2a FY 2020 Field Operations Personnel Distributions



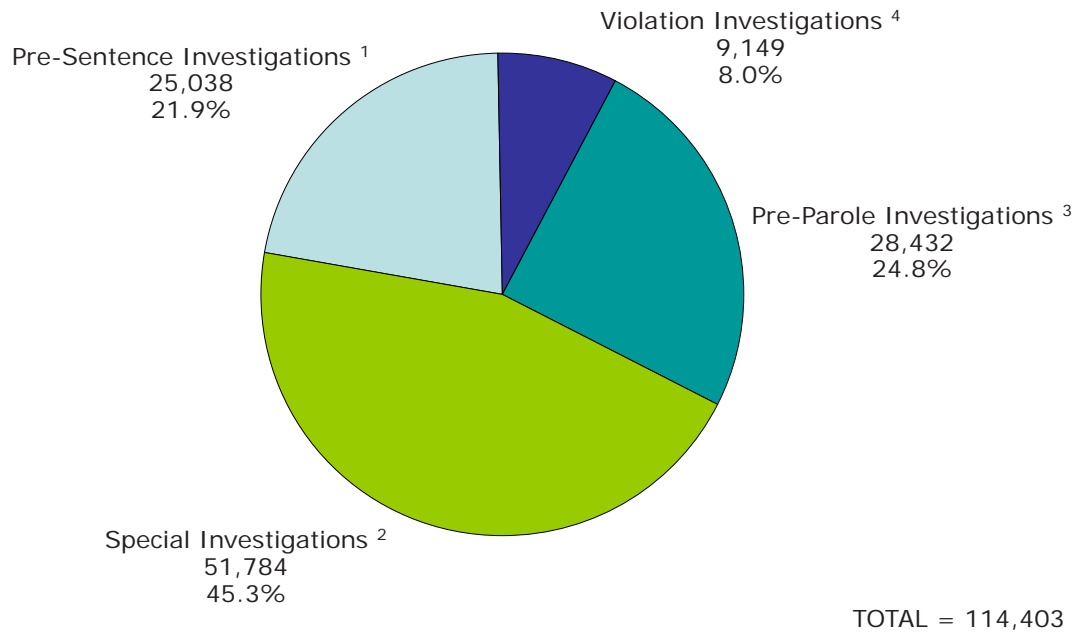
E2b FY 2020 Field Operations Funds Distribution



Source: Field Operations Administration

E3a 2020 Field Operations Work Distribution

Investigations



¹ Pre-Sentence Investigations: In-depth analysis of the individual and circumstances of the offense.

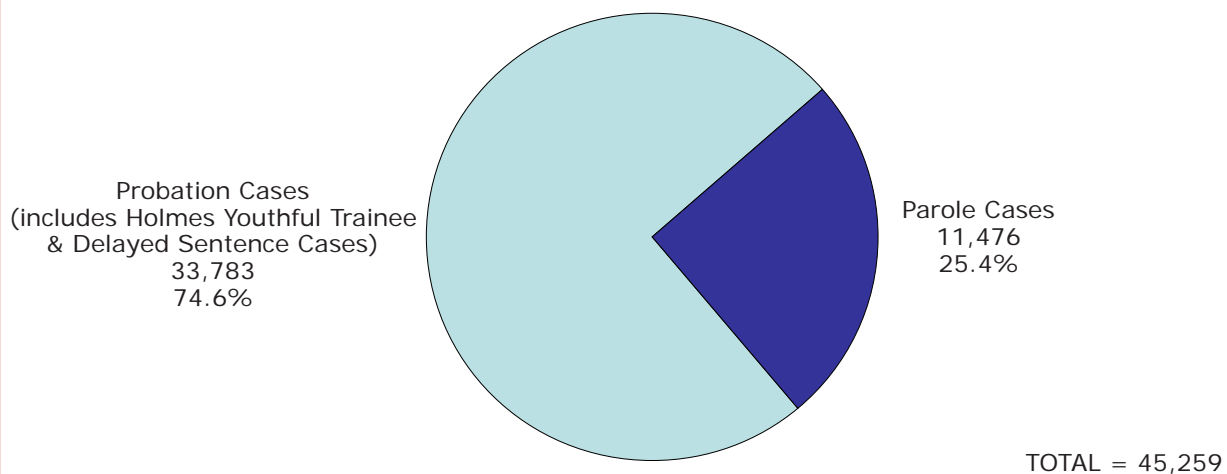
² Special Investigations: Assignments completed at the request of the Governor, other states, the parole board, or the court.

³ Pre-Parole Investigations: Prior to inmate release, living arrangements and job placement are investigated.

⁴ Violations Investigations: Reports prepared following a parole or probation violation.

E3b 2020 Field Operations Work Distribution

Supervision: Average Number of Offenders Supervised

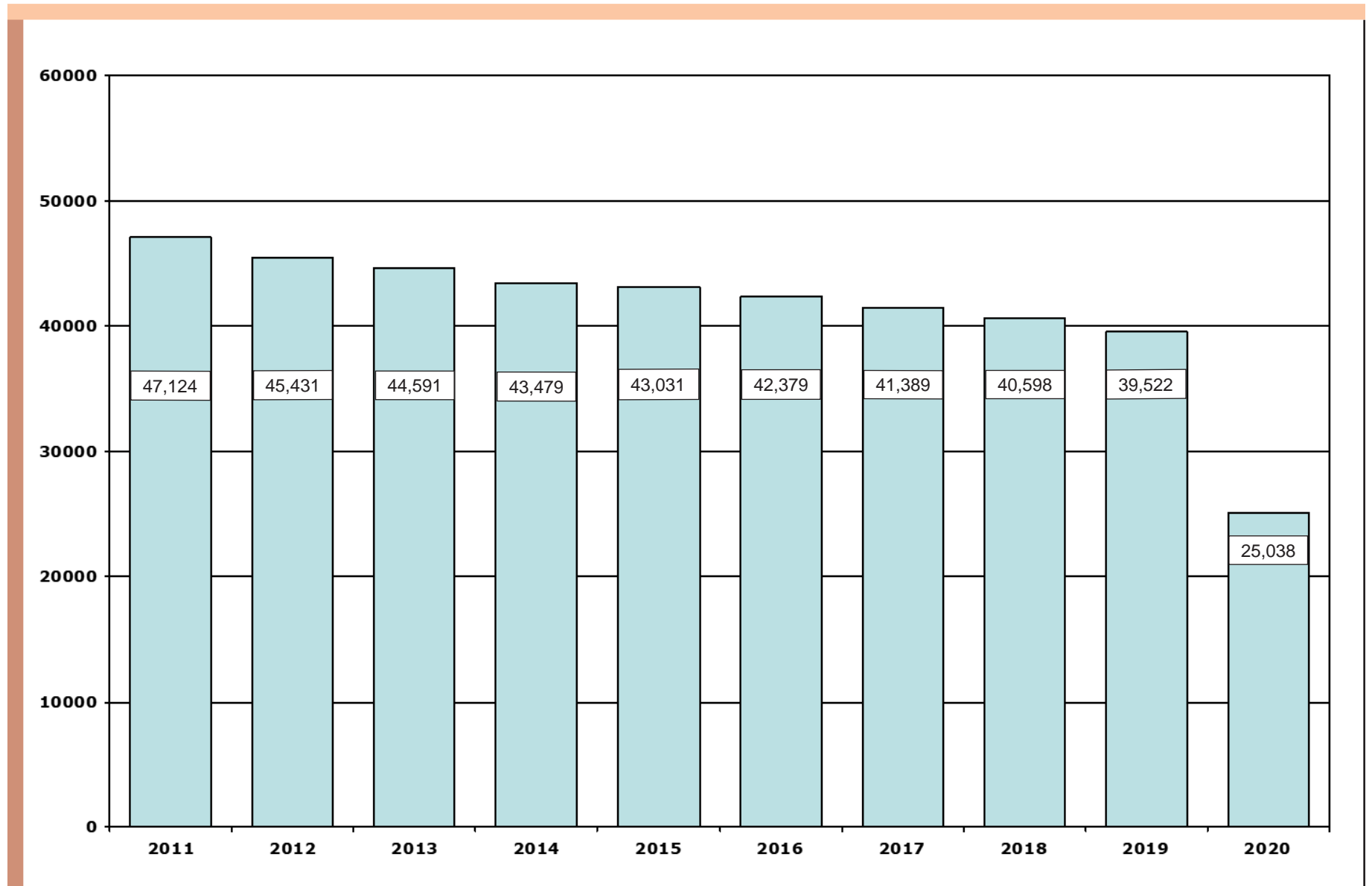


Supervision is the process in which parole or probation agents work with offenders who are under the jurisdiction of the Department of Corrections (parole) or the jurisdiction of the Courts (probation, Holmes Youthful Trainee, and delayed sentences). The case numbers in the chart represent the average number of cases under supervision during the year.

Source: Field Operations Administration

E4 Number of Pre-Sentence Investigations 2011 - 2020

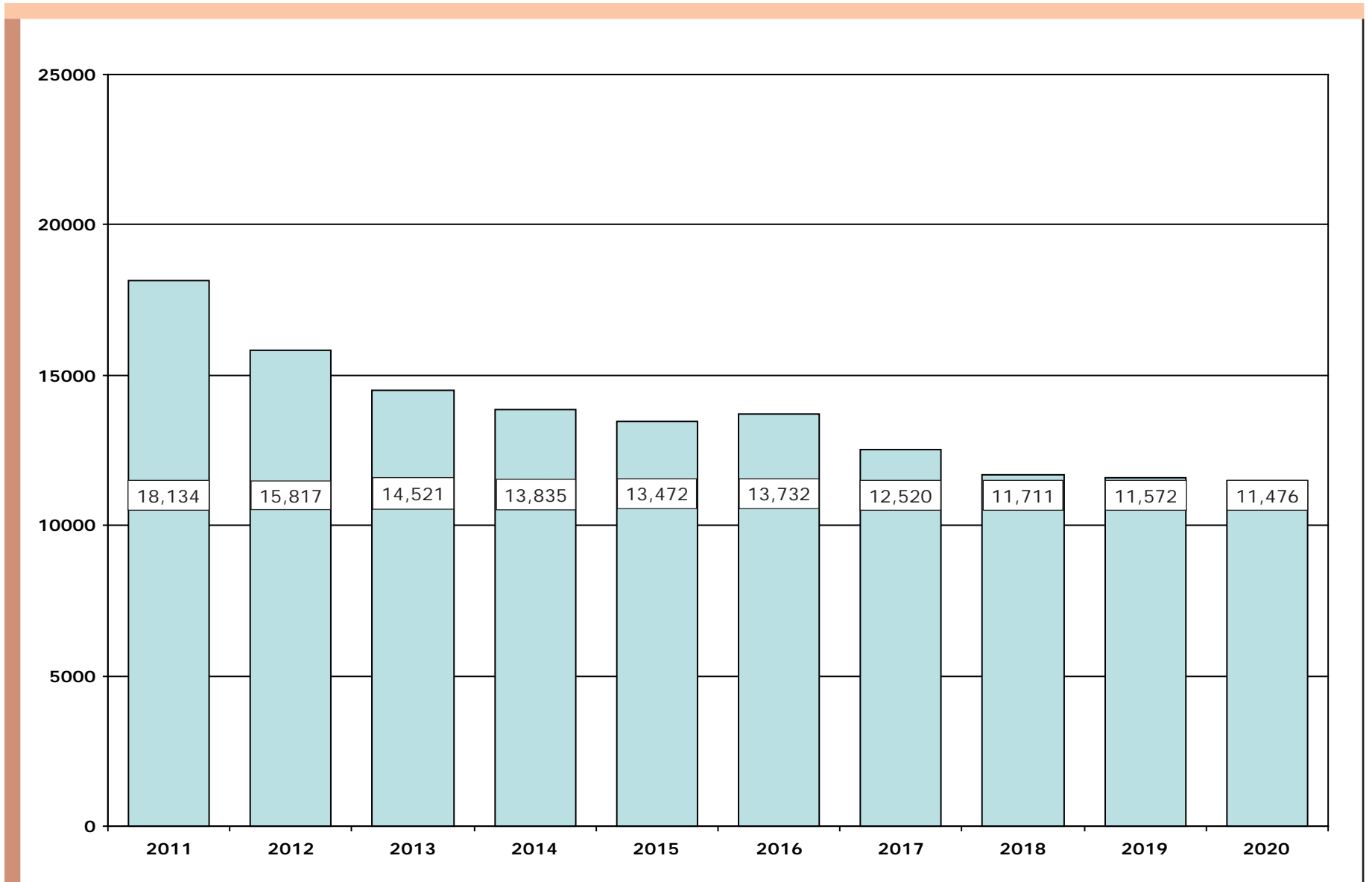
E - 6



Source: Field Operations Administration

E5 Average Number of Parolees Supervised 2011 - 2020

E - 7

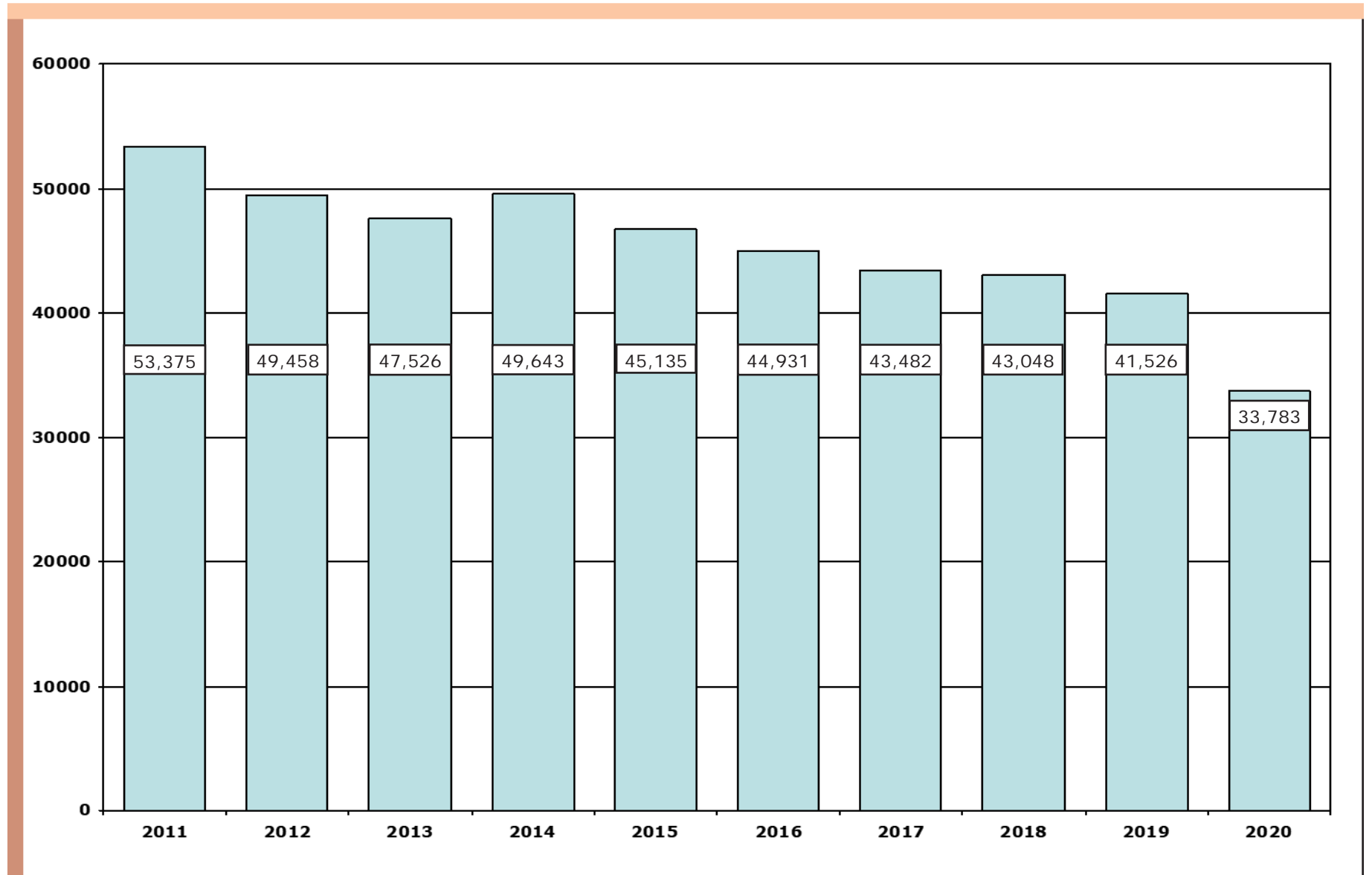


Source: Field Operations Administration

E6 Average Number of Probationers Supervised 2011 - 2020

Includes Holmes Youthful Trainees and Delayed Sentences

E - 8



Source: Field Operations Administration

Department Operations



This section contains data and information about a variety of Departmental programs and administrative functions, operations and services.

There are four subsections:

- Prisoner Program, Disciplinary and Litigation Statistics
- Michigan State Industries
- Bureau of Health Care Services
- Department Expenditures and Personnel Summaries



Prisoner Program, Disciplinary and Litigation Statistics

Table F1 provides statistics regarding the faith preferences of the prisoner population.

Table F2 provides the number of prisoners enrolled in academic and vocational programs. The education statistical reporting format was revised in 2005. The year-to-date (YTD) completion figures represent cumulative totals for FY 2020, while the enrollment and waiting list figures are based on numbers from the fourth quarter of FY 2020 (July 2020 - September 2020).

Tables F3a - F3c provide enhancements to what in previous years was referred to as **Table F3**, 'Major Misconduct Statistics'. Effective November 1, 2010, policy changes were made to the prisoner disciplinary process, such that former major misconducts are now split in to Class I and Class II misconducts and the former minor misconducts are now Class III misconducts. While reconstructing the tables to separate Class I and Class II misconducts, a minor correction was made such that the actual location and date of the misconduct is the basis for the data instead of the location and date of the misconduct hearing.

Class I misconduct violations may result in a prisoner's placement in segregation or loss of sentence credits (for those still serving eligible sentences). Statute requires Class I misconducts be conducted by attorney hearing officers due to the potential for placement in segregation or loss of sentence credits resulting from a guilty finding. Class II and Class III misconducts are handled through an informal hearing process conducted by facility staff instead of attorney hearing officers. Under the new policy, any Class II misconduct may be elevated to a Class I by the reviewing officer prior to the hearing based on the seriousness of the charge. In addition, a hearing officer can find cause at a hearing to reduce a Class I or Class II misconduct to a Class II or Class III offense based on the evidence on the record.

Table F4 is a summary of the number of lawsuits filed against the Department, by category and year (2016 - 2020).

F1

2020 Total Prisoner Faith Preferences

Faith Preference	Number of Prisoners	Percent
Asatru/Odinism	520	1.55%
Atheism	63	0.19%
Buddhism	864	2.57%
Catholicism	3,086	9.18%
Hare Krishna	6	0.02%
Jehovah's Witnesses	535	1.59%
Judaism	552	1.64%
Morrish Science Temple	2,068	6.15%
Islam	2,528	7.52%
Nation of Islam	2,631	7.82%
Native American Traditional Ways	871	2.59%
Protestantism	13,414	39.89%
Scientology	45	0.13%
Seventh Day Adventist	364	1.08%
Wicca	405	1.21%
All Other Faiths/Religions	700	2.08%
No Preference	3,474	10.33%
Unknown Faith	1,500	4.46%
Total	33,626	100.00%

NOTE: Faith programming varies among the different facilities depending on population and classification levels.

Source: Offender Management Information System (OMNI), Client Census Report

F2

Institutional Academic and Vocational Program Statistics FY 2020

Facility	School	GED Exams Passed - Subtest	GED Exams Passed - Complete	Prisoners Paroled w/o GED	Voc. (CTE) Program Complete	Employment Readiness Complete	Program Enrollment				Program Waiting List	
							Academic (GED)	Special Edu.	Employment Readiness	Voc. (CTE)	Academic (GED)	Employment Readiness
LMF	Alger Facility	40	7	0	0	74	40	0	20	0	246	118
AMF	Baraga Facility	128	29	0	0	243	43	0	19	0	239	178
IBC	Bellamy Creek Facility	308	63	0	52	352	183	15	31	26	257	389
LRF	Brooks Facility	164	25	0	36	0	100	0	0	19	197	311
DRF	Carson City Facility	167	34	0	27	459	157	0	62	8	358	854
STF	Central Michigan Facility	243	59	0	92	921	93	0	48	32	365	1,650
URF	Chippewa Facility	198	37	2	78	461	123	0	49	26	280	50
JCS	Cooper Street Facility	350	56	0	0	1,184	119	0	16	0	119	849
JCF	G. Robert Cotton Facility	154	35	0	40	538	0	8	0	0	275	741
RGC	Egeler Recept. & Guide Cntr	0	0	0	0	0	0	0	0	0	434	654
ARF	Gus Harrison Facility	174	31	3	50	746	59	1	0	51	273	656
MTU	Handlon Facility	20	9	0	197	400	84	2	31	184	283	239
ICF	Ionia Facility	36	6	0	0	10	52	5	0	0	170	163
KCF	Kinross Facility	217	56	1	30	568	74	0	36	22	170	89
LCF	Lakeland Facility	76	16	0	27	91	32	0	0	16	237	180
MRF	Macomb Facility	71	16	0	49	256	112	4	56	23	260	331
MBP	Marquette Branch Prison	168	37	0	62	387	103	7	46	32	169	238
RMI	Michigan Reformatory	93	21	0	0	66	179	5	0	0	183	138
MCF	Muskegon Facility	40	11	0	57	276	28	0	25	42	139	71
NCF	Newberry Facility	204	45	0	38	598	107	0	53	0	74	27
ECF	Oaks Facility	101	19	0	0	0	72	0	0	0	220	296
SMT	Parnall Facility	176	43	3	264	867	121	2	80	141	122	667
SRF	Saginaw Facility	156	39	0	41	265	109	8	18	0	313	120
SLF	St. Louis Facility	121	22	0	0	0	98	13	0	0	334	218
TCF	Thumb Facility	197	42	0	67	227	158	20	15	27	126	108
SAI	Special Alternative Incar.	402	86	0	0	441	20	0	0	0	0	0
WHV	Women's Huron Valley	243	68	2	20	1,135	111	6	0	28	452	821
	Total	4,247	912	11	1,227	10,565	2,377	96	605	677	6,440	10,306

F - 4

NOTE: Numbers exclude facilities without education programs.

Source: Correctional Facilities Administration, Reentry Administration - Prisoner Education

F3a 2020 Prisoner Misconducts: Calendar Year Totals Class I and Class II Charges ¹

Facility	Total Misconducts	Total Charges	Charges # Not Guilty	Charges % Not Guilty	Charges # Dismissed	Charges % Dismissed	Charges % Not G/ Dism	Charges # Reduced	Charges % Reduced
Alger Corr Fac (LMF)	2,792	2,943	47	1.6%	79	2.7%	4.3%	27	0.9%
Baraga Corr Fac (AMF)	1,678	1,824	17	0.9%	54	3.0%	3.9%	10	0.5%
Bellamy Creek Corr Fac (IBC)	3,690	3,804	98	2.6%	106	2.8%	5.4%	1	0.0%
Brooks, Earnest C. Corr Fac (LRF)	4,105	4,501	203	4.5%	81	1.8%	6.3%	25	0.6%
Carson City Corr Fac (DRF)	5,855	6,779	340	5.0%	149	2.2%	7.2%	187	2.8%
Central Michigan Corr Fac (STF)	3,541	3,841	142	3.7%	10	0.3%	4.0%	45	1.2%
Chippewa Correctional Facility (URF)	8,774	9,652	247	2.6%	198	2.1%	4.6%	44	0.5%
Cooper Street Corr Facility (JCS)	2,488	2,794	161	5.8%	107	3.8%	9.6%	5	0.2%
Cotton, G Robert Corr Fac (JCF)	4,912	5,491	191	3.5%	207	3.8%	7.2%	25	0.5%
Duane L. Waters (DWH)	8	10	1	10.0%	0	0.0%	10.0%	0	0.0%
Egeler, Charles E. Recep & Guide (RGC)	2,165	2,523	157	6.2%	92	3.6%	9.9%	36	1.4%
Handlon, Richard A. Corr Fac (MTU)	2,584	2,676	41	1.5%	29	1.1%	2.6%	33	1.2%
Harrison, Gus Corr Fac (ARF)	5,923	6,452	133	2.1%	165	2.6%	4.6%	32	0.5%
Ionia Corr Fac (ICF)	1,586	1,682	48	2.9%	42	2.5%	5.4%	7	0.4%
Kinross Corr Fac (KCF)	3,574	3,940	142	3.6%	26	0.7%	4.3%	8	0.2%
Lakeland Corr Fac (LCF)	3,662	4,125	58	1.4%	70	1.7%	3.1%	21	0.5%
Macomb Corr Facility (MRF)	3,030	3,350	165	4.9%	124	3.7%	8.6%	277	8.3%
Marquette Branch Prison (MBP)	2,685	2,914	44	1.5%	75	2.6%	4.1%	19	0.7%
Michigan Reformatory (RMI)	2,960	3,237	75	2.3%	93	2.9%	5.2%	149	4.6%
Muskegon Corr Fac (MCF)	2,085	2,266	88	3.9%	42	1.9%	5.7%	0	0.0%
Newberry Corr Fac (NCF)	2,046	2,230	49	2.2%	77	3.5%	5.7%	12	0.5%
Oaks Corr Fac (ECF)	2,182	2,343	43	1.8%	21	0.9%	2.7%	29	1.2%
Parnall Corr Fac (SMT)	3,363	3,884	120	3.1%	132	3.4%	6.5%	19	0.5%
Ryan Corr Fac (RRF)	71	83	3	3.6%	2	2.4%	6.0%	0	0.0%
Saginaw Corr Fac (SRF)	2,844	3,261	167	5.1%	101	3.1%	8.2%	72	2.2%
SAI Programs/Intensive Reentry	23	28	0	0.0%	1	3.6%	3.6%	0	0.0%
St. Louis Corr Fac (SLF)	2,300	2,437	86	3.5%	48	2.0%	5.5%	33	1.4%
Thumb Corr Fac (TCF)	3,218	3,750	109	2.9%	66	1.8%	4.7%	31	0.8%
Women's Huron Valley Corr Fac (WHV)	4,770	5,053	189	3.7%	175	3.5%	7.2%	343	6.8%
Woodland Center Corr Fac (WCC)	552	575	28	4.9%	19	3.3%	8.2%	5	0.9%
Total	89,466	98,448	3,192	3.2%	2,391	2.4%	5.7%	1,495	1.5%

¹ This table reproduces what in previous years was referred to as Table F3 (Major Misconduct Statistics). Table F3a includes all Class I's and Class II's - including all Class I's reduced to a Class II. As in previous years, Table F3a generally excludes Class III (Minor) Misconducts - except for Class I's and Class II's reduced to a Class III. It is important to note that due to 'reduced' charges, the totals in Tables F3b and F3c will not add up to the totals found in Table F3a.

NOTE: This information is reported based upon the date and location at which the misconduct occurred. Offenders currently serving HYTA sentences might be reported within the facility and overall total.

Source: Offender Management System (OMS)

F3b 2020 Prisoner Misconducts: Calendar Year Totals Class I Charges ¹

Facility	Total Misconducts	Total Charges	Charges # Not Guilty	Charges % Not Guilty	Charges # Dismissed	Charges % Dismissed	Charges % Not G/ Dism
Alger Corr Fac (LMF)	634	679	22	3.2%	14	2.1%	5.3%
Baraga Corr Fac (AMF)	805	854	12	1.4%	19	2.2%	3.6%
Bellamy Creek Corr Fac (IBC)	1,182	1,257	41	3.3%	67	5.3%	8.6%
Brooks, Earnest C. Corr Fac (LRF)	858	928	51	5.5%	24	2.6%	8.1%
Carson City Corr Fac (DRF)	2,158	2,373	169	7.1%	68	2.9%	10.0%
Central Michigan Corr Fac (STF)	811	837	61	7.3%	3	0.4%	7.6%
Chippewa Correctional Facility (URF)	2,690	2,951	82	2.8%	102	3.5%	6.2%
Cooper Street Corr Facility (JCS)	678	731	47	6.4%	8	1.1%	7.5%
Cotton, G Robert Corr Fac (JCF)	1,565	1,666	67	4.0%	42	2.5%	6.5%
Duane L. Waters (DWH)	6	6	0	0.0%	0	0.0%	0.0%
Egeler, Charles E. Recep & Guide (RGC)	693	720	72	10.0%	11	1.5%	11.5%
Handlon, Richard A. Corr Fac (MTU)	485	504	32	6.3%	23	4.6%	10.9%
Harrison, Gus Corr Fac (ARF)	1,380	1,462	62	4.2%	38	2.6%	6.8%
Ionia Corr Fac (ICF)	745	800	31	3.9%	15	1.9%	5.8%
Kinross Corr Fac (KCF)	925	979	49	5.0%	14	1.4%	6.4%
Lakeland Corr Fac (LCF)	650	692	26	3.8%	18	2.6%	6.4%
Macomb Corr Facility (MRF)	941	1,013	93	9.2%	65	6.4%	15.6%
Marquette Branch Prison (MBP)	1,494	1,590	20	1.3%	34	2.1%	3.4%
Michigan Reformatory (RMI)	915	991	23	2.3%	19	1.9%	4.2%
Muskegon Corr Fac (MCF)	448	498	26	5.2%	10	2.0%	7.2%
Newberry Corr Fac (NCF)	415	449	10	2.2%	18	4.0%	6.2%
Oaks Corr Fac (ECF)	723	773	18	2.3%	7	0.9%	3.2%
Parnall Corr Fac (SMT)	650	717	45	6.3%	30	4.2%	10.5%
Ryan Corr Fac (RRF)	42	44	0	0.0%	0	0.0%	0.0%
Saginaw Corr Fac (SRF)	882	950	79	8.3%	36	3.8%	12.1%
SAI Programs/Intensive Reentry	17	17	0	0.0%	0	0.0%	0.0%
St. Louis Corr Fac (SLF)	803	859	23	2.7%	8	0.9%	3.6%
Thumb Corr Fac (TCF)	662	718	43	6.0%	27	3.8%	9.7%
Women's Huron Valley Corr Fac (WHV)	1,262	1,308	104	8.0%	45	3.4%	11.4%
Woodland Center Corr Fac (WCC)	406	418	22	5.3%	6	1.4%	6.7%
Total	25,925	27,784	1,330	4.8%	771	2.8%	7.6%

¹ This table represents a breakout of what in previous years was included in Table F3 (Major Misconduct Statistics). It includes all of what are now referred to as Class I's - excluding those that were reduced to either a Class II or a Class III.

NOTE: This information is reported based upon the date and location at which the misconduct occurred. Offenders currently serving HYTA sentences might be reported within the facility and overall total.

Source: Offender Management System (OMS)

F3c 2020 Prisoner Misconducts: Calendar Year Totals Class II Charges ¹

Facility	Total Misconducts	Total Charges	Charges # Not Guilty	Charges % Not Guilty	Charges # Dismissed	Charges % Dismissed	Charges % Not G/ Dism	Charges # Reduced	Charges % Reduced
Alger Corr Fac (LMF)	2,164	2,227	25	1.1%	63	2.8%	4.0%	0	0.0%
Baraga Corr Fac (AMF)	934	960	5	0.5%	34	3.5%	4.1%	4	0.4%
Bellamy Creek Corr Fac (IBC)	2,494	2,510	57	2.3%	38	1.5%	3.8%	1	0.0%
Brooks, Earnest C. Corr Fac (LRF)	3,277	3,470	146	4.2%	52	1.5%	5.7%	4	0.1%
Carson City Corr Fac (DRF)	3,826	4,087	165	4.0%	76	1.9%	5.9%	14	0.3%
Central Michigan Corr Fac (STF)	2,761	2,932	81	2.8%	7	0.2%	3.0%	9	0.3%
Chippewa Correctional Facility (URF)	6,227	6,557	161	2.5%	94	1.4%	3.9%	2	0.0%
Cooper Street Corr Facility (JCS)	1,840	1,999	111	5.6%	92	4.6%	10.2%	0	0.0%
Cotton, G Robert Corr Fac (JCF)	3,438	3,742	122	3.3%	162	4.3%	7.6%	4	0.1%
Duane L. Waters (DWH)	4	4	1	25.0%	0	0.0%	25.0%	0	0.0%
Egeler, Charles E. Recep & Guide (RGC)	1,526	1,740	82	4.7%	79	4.5%	9.3%	18	1.0%
Handlon, Richard A. Corr Fac (MTU)	2,096	2,139	9	0.4%	6	0.3%	0.7%	11	0.5%
Harrison, Gus Corr Fac (ARF)	4,611	4,878	69	1.4%	121	2.5%	3.9%	9	0.2%
Ionia Corr Fac (ICF)	856	874	17	1.9%	27	3.1%	5.0%	5	0.6%
Kinross Corr Fac (KCF)	2,715	2,933	92	3.1%	12	0.4%	3.5%	2	0.1%
Lakeland Corr Fac (LCF)	3,091	3,407	32	0.9%	52	1.5%	2.5%	2	0.1%
Macomb Corr Facility (MRF)	1,945	2,069	71	3.4%	59	2.9%	6.3%	19	0.9%
Marquette Branch Prison (MBP)	1,270	1,309	24	1.8%	41	3.1%	5.0%	8	0.6%
Michigan Reformatory (RMI)	1,963	2,074	52	2.5%	71	3.4%	5.9%	4	0.2%
Muskegon Corr Fac (MCF)	1,673	1,750	62	3.5%	32	1.8%	5.4%	0	0.0%
Newberry Corr Fac (NCF)	1,651	1,769	39	2.2%	59	3.3%	5.5%	4	0.2%
Oaks Corr Fac (ECF)	1,483	1,538	25	1.6%	13	0.8%	2.5%	10	0.7%
Parnall Corr Fac (SMT)	2,794	3,079	74	2.4%	100	3.2%	5.7%	4	0.1%
Ryan Corr Fac (RRF)	29	35	3	8.6%	2	5.7%	14.3%	0	0.0%
Saginaw Corr Fac (SRF)	1,982	2,159	86	4.0%	59	2.7%	6.7%	0	0.0%
SAI Programs/Intensive Reentry	8	11	0	0.0%	1	9.1%	9.1%	0	0.0%
St. Louis Corr Fac (SLF)	1,460	1,502	62	4.1%	38	2.5%	6.7%	5	0.3%
Thumb Corr Fac (TCF)	2,613	2,893	62	2.1%	35	1.2%	3.4%	2	0.1%
Women's Huron Valley Corr Fac (WHV)	3,206	3,343	82	2.5%	129	3.9%	6.3%	10	0.3%
Woodland Center Corr Fac (WCC)	149	155	6	3.9%	13	8.4%	12.3%	3	1.9%
Total	64,086	68,145	1,823	2.7%	1,567	2.3%	5.0%	154	0.2%

¹ This table represents a breakout of what in previous years was included in Table F3 (Major Misconduct Statistics). It includes all Class II's - including Class I's reduced to a Class II, and excluding Class II's that were reduced to a Class III.

NOTE: This information is reported based upon the date and location at which the misconduct occurred. Offenders currently serving HYTA sentences might be reported within the facility and overall total.

Source: Offender Management System (OMS)

F4

Litigation Statistics 2016-2020

CATEGORY	2016	2017	2018	2019	2020
Access to Courts	5	5	9	3	4
Conditions of Confinement	17	11	9	12	12
Disciplinary Process	4	2	3	0	2
Discrimination	2	0	2	1	1
Employee - Civil Service Commission	0	0	0	0	0
Employee - Discrimination	5	14	14	5	10
Employee - Other	5	3	7	6	11
Failure to Protect - Prisoner	27	20	14	11	26
Failure to Protect - Public	1	1	0	0	0
Federal Habeas Corpus	351	314	331	267	218
Food	2	0	3	2	1
Freedom of Information Act	5	4	0	2	2
Harassment/Retaliation	60	44	55	50	57
Mail - Legal	0	1	3	4	8
Mail - Non Legal	2	0	4	2	2
Mediation ¹	0	0	11	85	106
Medical	43	57	50	58	43
Miscellaneous	15	6	12	14	29
Parole Appeal ²	12	6	13	8	4
Parole Appeal - Prosecutor	3	16	11	7	9
Parole Release - Prisoner	9	9	3	0	0
Parole Revocation Process	9	7	5	4	2
Personal Injury - Prisoner	1	5	4	1	1
Personal Injury - Public	0	1	0	0	0
Petitions for Judicial Review - APA	63	94	61	58	50
Programming	2	0	0	1	0
Property	4	8	6	6	6
Property - Legal	0	0	0	0	0
Religion	12	14	13	12	5
Searches	1	0	0	0	0
Security Classification	3	0	2	0	1
State Habeas Corpus	72	65	70	86	38
State Mandamus	0	4	11	14	16
Time Computation	6	2	3	2	0
Uncategorized	14	0	0	0	0
Use of Force	0	8	9	6	6
Visits	1	1	2	1	3
TOTAL LAWSUITS	770	722	740	728	673

¹ Mediation category introduced in October 2018

² This category includes all appeals of Parole Board decisions to Circuit Court under MCL 791.234(7). It includes most cases which were in the "Parole Release Process" category in earlier years.

Source: Operations Support Administration, Office of Legal Affairs



Michigan State Industries

Michigan State Industries (MSI), a division of The Office of Employment Readiness, provides prisoners of the Michigan Department of Corrections academic, career and technical education, along with workplace skills and training programs in order to acquire and maintain a job. MSI provides manufactured goods and services to State Agencies, Federal Government and 501(c)3 Non-Profit Organizations. The types of products and services include garments, dental, janitorial, printing, recycling, safety apparel, signage and much more.

Chart F5 is a 7 year history of total sales and net margin for MSI.

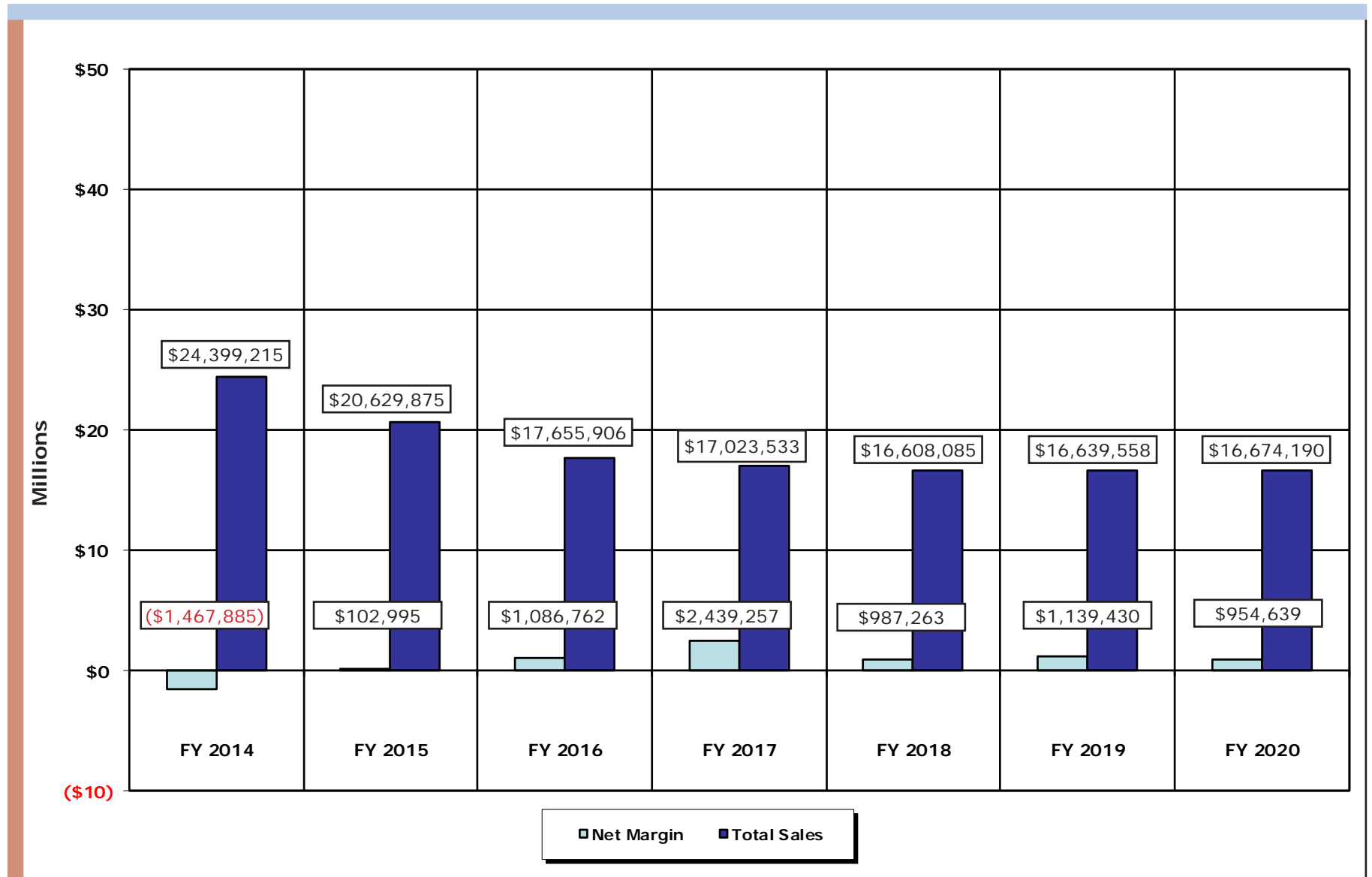
Table F6 provides a comparison of total sales and net margin from factory operations, broken down by individual factory and fiscal years (FY 2019 and FY 2020).

Table F7 shows the hourly pay schedule for prisoners employed in correctional industries.

F5 MSI Seven-Year History of Total Sales and Net Margin

FY 2014 - FY 2020

F - 10



Source: Correctional Facilities Administration, Office of Employment Readiness

F6

Comparison of Total Sales and Net Margin From Factory Operations

FY 2019 - FY 2020

In Thousands

Factory Operations	Sales		Net Margin or (Loss)	
	FY 2019	FY 2020	FY 2019	FY 2020
Brooks Laundry	\$ 1,017	\$ 1,102	\$ 24	\$ 82
Carson City Garment	2,077	2,802	79	156
Dental Lab	350	314	50	81
I-Max Garment	345	839	(174)	12
Janitorial Products	1,938	2,796	103	425
Chippewa Garment	1,528	1,695	353	213
License Plate	3,894	3,283	655	330
Mattress	1,030	1,192	56	151
Optical Lab	276	131	14	27
Print Shop	585	528	(109)	(225)
Shoe	1,372	1,073	38	(138)
Sign Shop	693	919	(58)	(106)
Thumb Laundry	1,535	-	108	-
Administration	-	-	-	(53)
TOTAL	\$ 16,640	\$ 16,674	\$ 1,139	\$ 955

NOTES: Dollar amounts are rounded to the nearest thousand.
 Negative Net Margin represents a loss.
 Differences between figures in Tables F5 and F6 are due to miscellaneous revenue.
 The following factory operations remain closed: Carton, Kinross Garment, Chippewa Laundry, Huron Valley Garment, Jackson Dairy, Jackson Garment, Jackson Laundry, Marquette Dairy, Marquette Garment, Meat Processing, Metal Furniture, Sawmill, Textile and Vinyl Products.

Source: Correctional Facilities Administration, Office of Employment Readiness

F7 2020 Correctional Industries Hourly Pay Schedule

CLASS	Automatic Increases		
	Start	30-Day	60-Day
	A	B	C
2. Semi-Skilled	.35	.40	.45
3. Skilled	.50	.55	.60
4. Highly Skilled	.65	.70	.75
5. Specialist	.80	.85	.90

NOTE: Prisoner workers start at 2A and get monthly increases to 3C if their production skills are improving. A promotion to 4A and subsequent monthly promotions to 4C require a 363 score of 32 or above for one year. Promotions to 5A - 5C are not automatic, are considered line leaders, require at least 2 years of consistent 363 scores of 37 or above, require the approval of the Factory Manager and are reserved for workers who show exemplary knowledge, skills, attitude and work ethic. All increases are approved by MSI Supervisors.

This is a per hour scale.

Standard Occupational Code Numbers (Appendix A) do not define pay scale. The SOC numbers are recognized federal job descriptions. This correlates proven factory experience within MSI with similar jobs in private industry.

Source: Correctional Facilities Administration, Office of Employment Readiness



Bureau of Health Care Services

This section presents charts regarding the cost of health care services for prisoners. Services are provided by the Bureau of Health Care Services. The Bureau has two main goals:

- Provide cost-effective care.
- Provide quality care.

Charts F8 and F9 summarize the Department's prisoner health care costs.

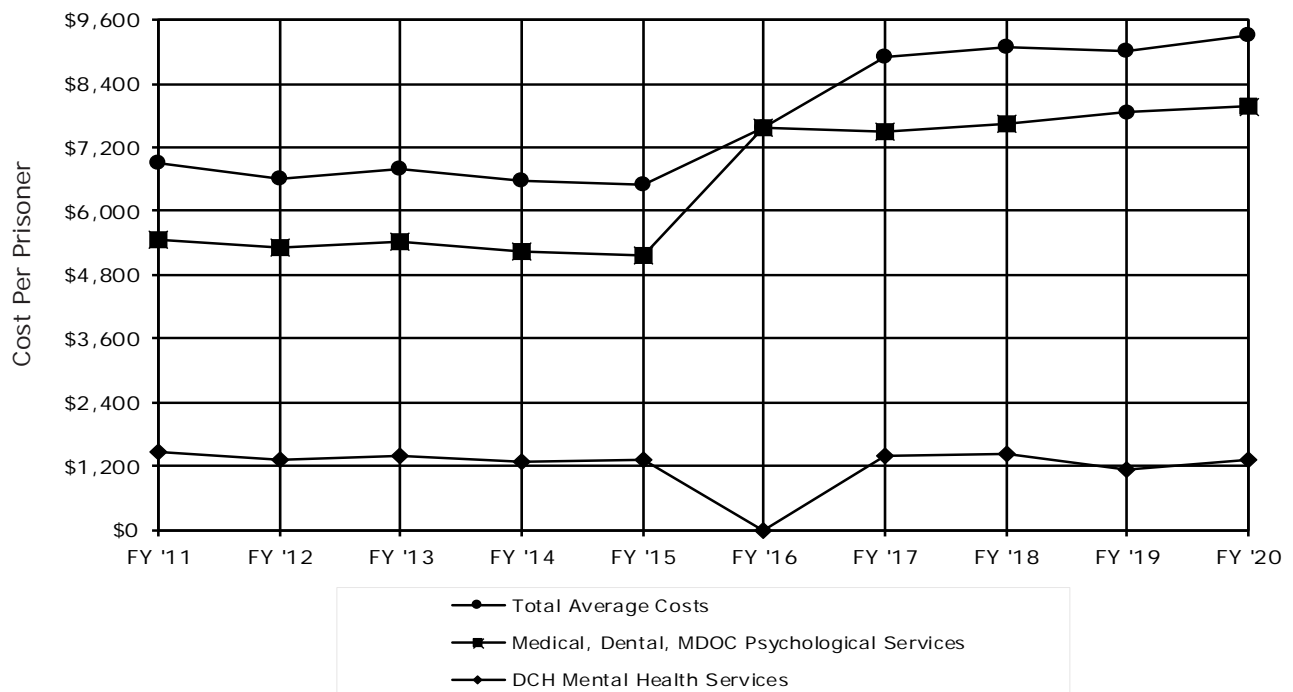
- **Chart F8** is a table/graph combination showing costs per prisoner health care for FY 2011 through FY 2020. Prior to February 2011, F8 distinguishes between medical, dental and psychological services (MDPS) provided or controlled directly by the Department of Corrections versus mental health care costs provided directly by the Department of Community Health (DCH) for prisoners with serious mental illness. Effective February 2011, all mental health services are provided by the MDOC. For FY 2016, mental health expenditures are reflected in MDPS as the appropriations for clinical and mental health are combined.
- **Chart F9** shows a detailed breakdown of the trend of prisoner health care costs for FY 2011 through FY 2020 under direct control of the Department of Corrections.

F8 Health Care Expenditures Profile

FY 2011 - FY 2020

Fiscal Year	Average Population*	Annual Percent Change	Average Cost Per Prisoner			
			Medical, Dental, MDOC Psychological Services (MDPS) †	MDPS Annual Percent Change	Mental Health Services** †	Total
2011	44,262	(3.0%)	5,464	0.1%	1,454	6,918
2012	44,025	(0.5%)	5,303	(2.9%)	1,308	6,611
2013	44,423	0.9%	5,413	2.1%	1,400	6,813
2014	44,702	0.6%	5,258	(2.9%)	1,302	6,560
2015	44,475	(0.5%)	5,154	(2.0%)	1,330	6,484
2016	43,338	(2.6%)	7,576	47.0%	0	7,576
2017	41,794	(3.6%)	7,486	(1.2%)	1,413	8,899
2018	40,235	(3.7%)	7,642	2.1%	1,434	9,076
2019	39,348	(2.2%)	7,867	2.9%	1,142	9,009
2020	37,046	(5.9%)	7,976	1.4%	1,325	9,301

Total Average Cost Per Prisoner



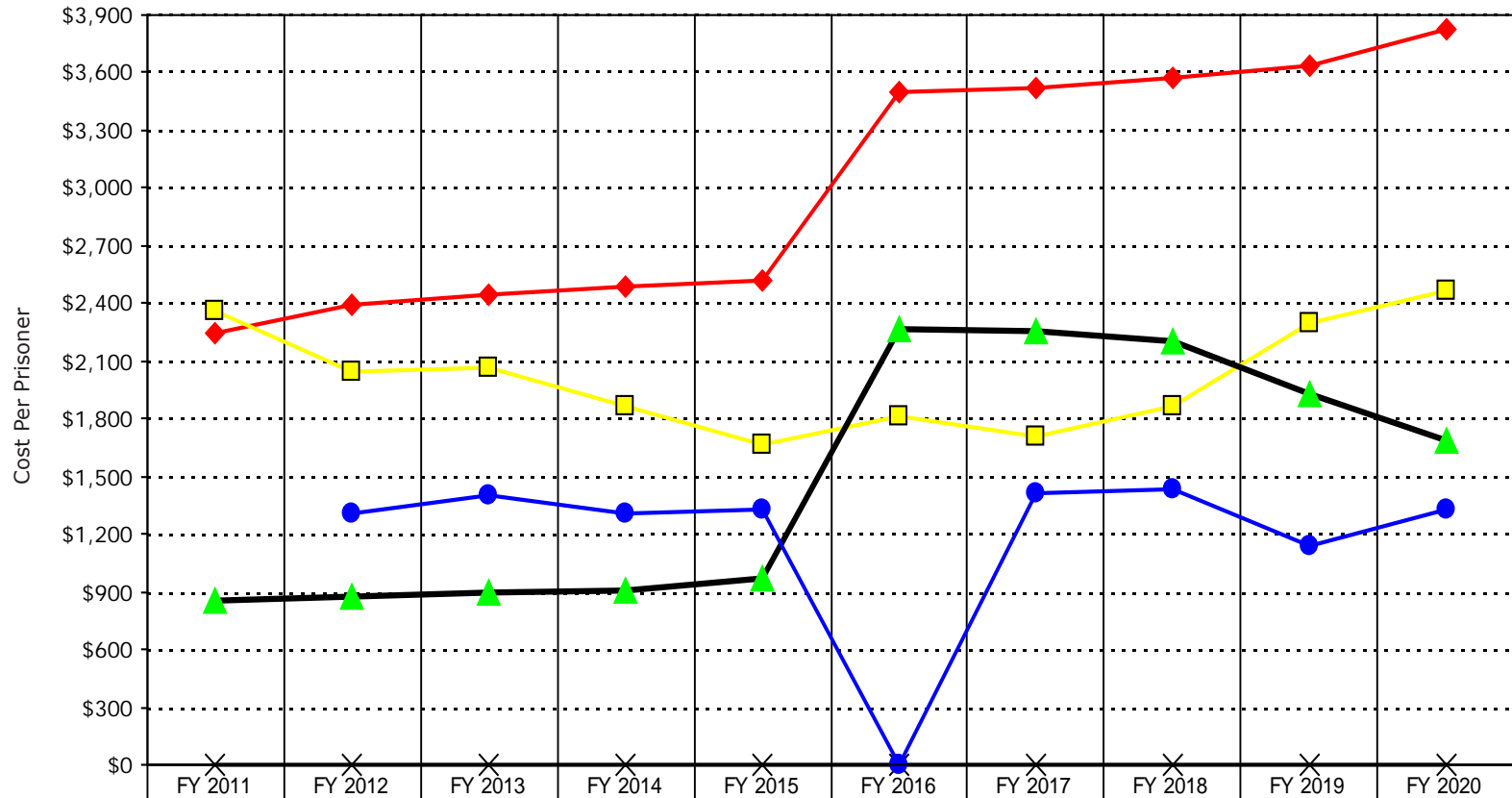
* Based on Service Population. Service population includes Correctional Facilities and Reentry Centers.
 ** Mental health services provided to prisoners meeting Michigan's definitions of seriously mentally ill. Until February 2011, these services were provided by the Department of Community Health (DCH). Effective February 2011, these DCH employees have become MDOC employees and all mental health services are provided by the MDOC.
 † For FY 2016, mental health expenditures are reflected in MDPS as appropriations for clinical and mental health are combined.

NOTE: Numbers in this table reflect a system of reporting expenditures in the year they were paid.

Sources: Correctional Facilities Administration, Bureau of Health Care Services

F9 Trend of Per Prisoner Health Care Expenditures Under Direct Control of MDOC FY 2011 - FY 2020

F - 15



◆ Base Personnel	\$2,243	\$2,391	\$2,448	\$2,484	\$2,520	\$3,499	\$3,522	\$3,568	\$3,637	\$3,821
■ Hospital/Specialty	\$2,365	\$2,041	\$2,068	\$1,869	\$1,662	\$1,812	\$1,712	\$1,870	\$2,300	\$2,467
▲ Other Operating	\$856	\$871	\$898	\$905	\$972	\$2,265	\$2,251	\$2,205	\$1,929	\$1,687
✕ Consent Decreases	\$0	\$0	\$0	\$0	\$0	\$0	\$0	\$0	\$0	\$0
● Mental Health Services*†	-	\$1,308	\$1,400	\$1,302	\$1,330	\$0	\$1,413	\$1,434	\$1,142	\$1,325

* As of 2012, mental health services expenditures are under the direct control of the MDOC. Until February 2011, mental health services were provided by the Department of Community Health (DCH). Effective February 2011, these DCH employees have become MDOC employees and all mental health services are provided by the MDOC.

† For FY 2016, expenditures for mental health services are reflected in Medical, Dental, and Psychological Services (MDPS).

NOTE: Costs in this table reflect a system of reporting expenditures in the year they were paid. Hadix and DOJ Consent Decree funding transferred to various accounts. Sources: Correctional Facilities Administration, Bureau of Health Care Services



Department Expenditures and Personnel Summaries

This section summarizes how the Department spent its fiscal year 2020 appropriations and presents statistics regarding the Department's employees.

Table F11 shows spending broken down by facilities and other Departmental operations. **Table F11a** is a summary chart of Department spending by function.

The **Tables F12** and **F12a** present information about the number and characteristics of Department employees by location.

F11 Gross Expenditures and Encumbrances Excluding Capital Outlay

FY 20

F - 17

Location	Percent	Expenditures ¹
Central Office Administration	2.33%	\$45,103,673
Department-Wide Costs:		
County Jail Reimbursement	0.62%	\$11,987,255
Equipment and Special Maintenance	0.06%	\$1,081,033
Inmate Legal Services Program	0.01%	\$202,733
Prisoner Reintegration Programs	2.01%	\$38,875,244
Education Program	1.49%	\$28,856,585
Prosecutorial and Detainer Expenses	0.14%	\$2,698,836
Public Safety Initiative	0.15%	\$2,913,369
Training (New Employee/Projects)	0.74%	\$14,371,686
Workers Compensation	0.38%	\$7,410,855
Coronavirus Public Health Emergency	21.85%	\$422,996,514
John Does V MDOC Settlement	1.29%	\$25,000,000
Office of Community Corrections	1.16%	\$22,547,642
Field Operations	11.44%	\$221,451,632
Health Care/Clinical	15.26%	\$295,481,512
Information Technology	1.59%	\$30,722,817
Correctional Facilities:		
Correctional Facilities Administration	0.54%	\$10,451,540
Prison Food Service	3.40%	\$65,742,358
Transportation	0.96%	\$18,527,694
Prison Store Operations	0.15%	\$2,821,768
Alger Correctional Facility	0.97%	\$18,844,042
Baraga Correctional Facility	1.17%	\$22,654,288
Bellamy Creek Correctional Facility	1.39%	\$26,846,172
Brooks, Earnest C. Correctional Facility	1.03%	\$20,007,330
Carson City Correctional Facility	1.53%	\$29,636,419

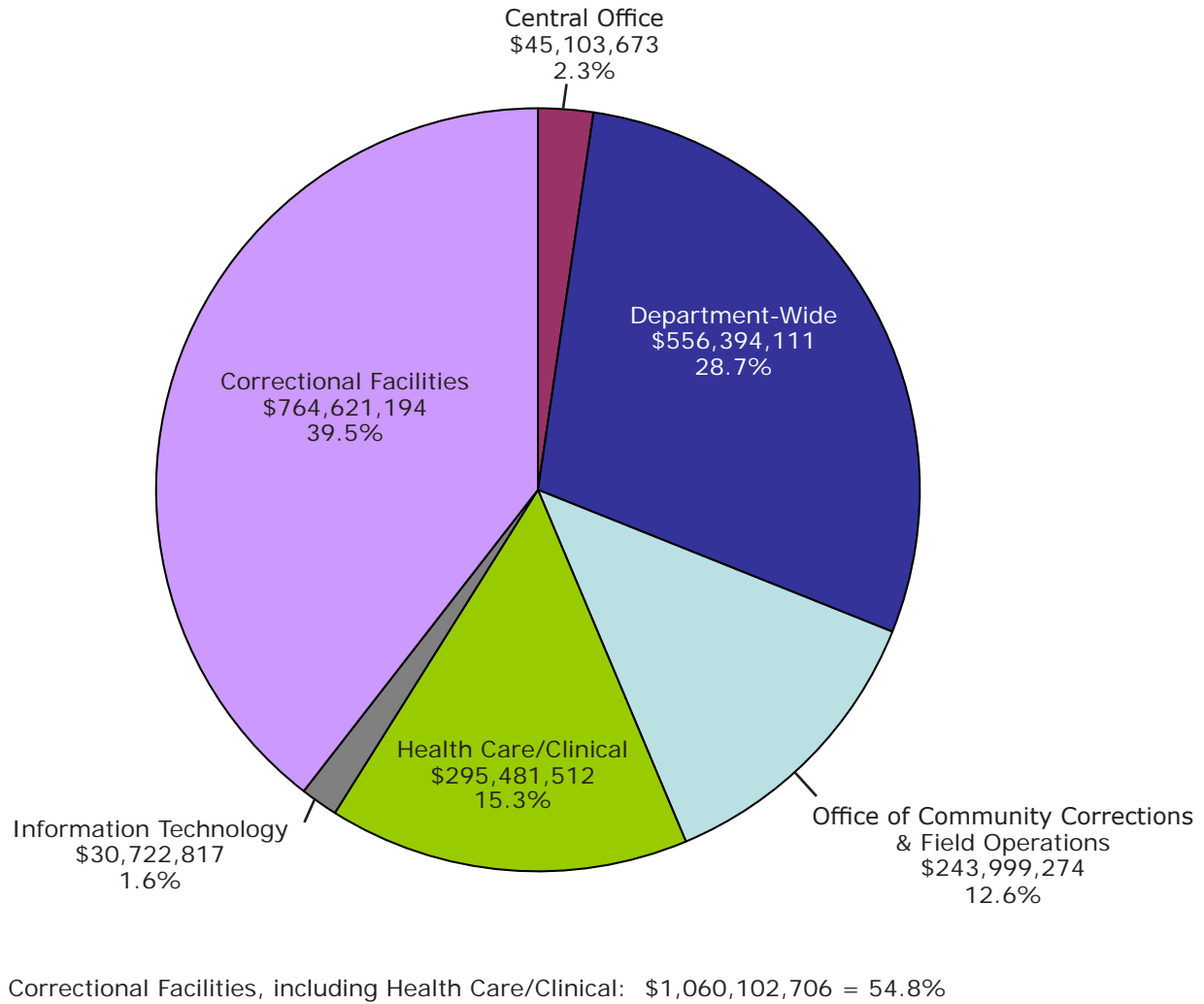
Location	Percent	Expenditures ¹
Central Michigan Correctional Facility	1.44%	\$27,928,664
Chippewa Correctional Facility	1.61%	\$31,101,253
Cooper Street Correctional Facility	0.91%	\$17,587,272
Cotton, G. Robert Correctional Facility	1.39%	\$26,939,210
Detroit Detention Center	0.40%	\$7,698,205
Detroit Reentry Center ³	0.83%	\$16,017,136
Egeler, Charles E. Correctional Facility	1.48%	\$28,578,502
Handlon, Richard A. Correctional Facility	1.04%	\$20,054,094
Harrison, Gus Correctional Facility	1.54%	\$29,821,308
Ionia Maximum Correctional Facility	1.03%	\$19,987,013
Kinross Correctional Facility	1.00%	\$19,404,903
Lakeland Correctional Facility	1.02%	\$19,763,522
Macomb Correctional Facility	1.10%	\$21,290,792
Marquette Branch Prison	1.21%	\$23,490,539
Michigan Reformatory	1.10%	\$21,316,227
Muskegon Correctional Facility	0.86%	\$16,706,690
Newberry Correctional Facility	0.81%	\$15,592,076
Northern Region Admin and Support	0.22%	\$4,274,174
Oaks Correctional Facility	1.16%	\$22,413,123
Parnall Correctional Facility	0.96%	\$18,571,780
Saginaw Correctional Facility	1.07%	\$20,748,317
Southern Region Admin and Support	0.99%	\$19,141,727
St. Louis Correctional Facility	1.16%	\$22,437,190
Thumb Correctional Facility	1.09%	\$21,012,856
Woodland Center Correctional Facility	1.06%	\$20,569,687
Women's Huron Valley Correctional Facility	1.89%	\$36,643,320
Total²	100.00%	\$1,936,322,582

¹ Expenditures (including the total) are rounded to the nearest whole dollar.

² 2020 - All Employees received a 2.0% base S&W increase plus a 2% lump sum. Insurance rates increased by 0.9%. Retirement / Other Employer Retirement Costs decreased by plan from (1.28)% - (1.52%) depending on retirement plan; Total budget adjustments for payroll and other cost of living changes, also known as economic adjustments were a \$23.4 million increase overall. Over \$83 Million in FY20 funds were carried forward as work projects for use in future years.

NOTE: This report includes all funds. FY20 gross expenditures report contains costs funded by \$7,698,205 in reimbursements from local governments, \$10,281,551 in offender collections, \$2,574,478 in grants, \$19,243,940 in other revenues and \$422,996,514 in coronavirus disaster revenue. Total other funding sources \$35,210,694.

F11a FY 2020 Corrections Operating Expenditures: \$1,936,322,582



F - 18

Source: Operations Support Administration, Bureau of Fiscal Management

F12 Number of Employees

As of December 31, 2020

Location	Employees	Total Minority Employees	Total Corrections Officers ¹	Total Female Corrections Officers	Total Minority Corrections Officers
Alger Correctional Facility (LMF)	250	16	159	17	6
Baraga Correctional Facility (AMF)	282	23	188	8	18
Bellamy Creek Correctional Facility (IBC)	408	68	252	29	37
Brooks, Earnest C. Correctional Facility (LRF)	254	71	137	25	42
Carson City Correctional Facility (DRF)	451	29	279	32	19
Central Michigan Correctional Facility (STF)	428	41	276	49	30
Central Office (COF)	585	116	27	2	6
CFA Regional Offices - Northern (Admin & Support)	26	5	0	0	0
CFA Regional Offices - Southern (Admin & Support)	80	5	0	0	0
CFA Regional Support - Ionia (Bus Off, Maint, Transp)	24	3	17	2	3
Chippewa Correctional Facility (URF)	459	87	292	43	66
Cooper Street Correctional Facility (JCS)	286	68	172	27	40
Cotton, G. Robert Correctional Facility (JCF)	376	86	236	37	65
Detroit Detention Center (DDC)	55	42	40	12	30
Detroit Reentry Center (DRC)	220	160	138	28	107
Egeler, Charles E. Recep & Guid Center (RGC)	518	103	256	34	49
Field Operations Administration (FOA) - Metro	810	435	0	0	0
Field Operations Administration (FOA) - Outstate	783	119	0	0	0
Handlon, Richard A. Corr. Facility (MTU)	291	48	152	27	26
Harrison, Gus Correctional Facility (ARF)	461	59	274	39	42
Ionia Correctional Facility (ICF)	293	44	189	23	32
Kinross Correctional Facility (KCF)	281	57	169	27	36
Lakeland Correctional Facility (LCF)	288	20	184	27	13
Macomb Correctional Facility (MRF)	328	127	195	37	88
Marquette Branch Prison (MBP)	332	14	197	17	8
Michigan Reformatory (RMI)	302	60	177	23	40
Michigan State Industries (MSI)	44	3	0	0	0
Muskegon Correctional Facility (MCF)	223	59	129	17	30
Newberry Correctional Facility (NCF)	202	22	115	17	11
Oaks Correctional Facility (ECF)	299	13	194	22	9
Parnall Correctional Facility (SMT)	287	57	157	22	35
Saginaw Correctional Facility (SRF)	299	73	180	36	46
St. Louis Correctional Facility (SLF)	330	37	205	22	23
Thumb Correctional Facility (TCF)	307	60	192	24	38
Women's Huron Valley Corr. Facility (WHV)	552	338	330	259	229
Woodland Center Correctional Facility (WCC)	317	123	211	21	100
TOTALS	11,731	2,691	5,719	1,005	1,324

¹ Includes Corrections Officers (CO), Corrections Medical Officers (CMO) and Corrections Medical Unit Officers (CMUO).

Source: Operations Support Administration, Bureau of Human Resources

F12a Corrections Officers ¹

As of December 31, 2020

INSTITUTION	MALES	FEMALES	TOTAL
Alger Correctional Facility (LMF)	144	20	164
Baraga Correctional Facility (AMF)	199	8	207
Bellamy Creek Correctional Facility (IBC)	220	32	252
Brooks, Earnest C. Correctional Facility (LRF)	138	30	168
Carson City Correctional Facility (DRF)	232	28	260
Central Michigan Correctional Facility (STF)	221	41	262
Central Office (COF)	28	4	32
CFA Regional Support - Ionia (Bus Off, Maint, Transp)	15	2	17
Chippewa Correctional Facility (URF)	270	40	310
Cooper Street Correctional Facility (JCS)	196	44	240
Cotton, G. Robert Correctional Facility (JCF)	218	37	255
Detroit Detention Center (DDC)	29	14	43
Detroit Reentry Center (DRC)	117	36	153
Egeler, Charles E. Recep & Guid Center (RGC)	232	43	275
Field Operations Administration (FOA) - Metro	1	0	1
Field Operations Administration (FOA) - Outstate	0	0	0
Handlon, Richard A. Corr. Facility (MTU)	134	21	155
Harrison, Gus Correctional Facility (ARF)	261	40	301
Ionia Correctional Facility (ICF)	161	26	187
Kinross Correctional Facility (KCF)	147	23	170
Lakeland Correctional Facility (LCF)	144	29	173
Macomb Correctional Facility (MRF)	155	39	194
Marquette Branch Prison (MBP)	289	15	204
Michigan Reformatory (RMI)	147	22	169
Muskegon Correctional Facility (MCF)	112	21	133
Newberry Correctional Facility (NCF)	113	17	130
Oaks Correctional Facility (ECF)	184	25	209
Parnall Correctional Facility (SMT)	135	23	158
Saginaw Correctional Facility (SRF)	144	38	182
St. Louis Correctional Facility (SLF)	183	24	207
Thumb Correctional Facility (TCF)	174	24	198
Women's Huron Valley Corr. Facility (WHV)	67	271	338
Woodland Center Correctional Facility (WCC)	179	23	202
TOTALS	5,002	1,068	6,070

¹ Includes Corrections Officers (CO), Corrections Medical Officers (CMO) and Corrections Medical Unit Officers (CMUO).

Source: Operations Support Administration, Bureau of Human Resources

**THIS PAGE
INTENTIONALLY
LEFT BLANK**

Community Reentry Program and Electronic Monitoring



The Community Reentry Program impacts prison admissions by intervening and diverting eligible parole violators who would otherwise be returned to prison. The following two programs fall under the Community Reentry Program:

- The Residential Reentry Program (RRP), which currently operates as two sites – the Lake County Residential Reentry Program (LCRRP) and the Detroit Reentry Center (DRC).
- The Intensive Detention Reentry Program (IDRP) which provides parole agents the opportunity to detain parolees with compliance problems before they become more serious parole violators. The IDRPs currently operate at two sites - the Ingham County Jail IDRPs and the Wayne County IDRPs located within the DRC.

Electronic Monitoring allows for the monitoring and enforcement of curfews and other conditions of community supervision. Electronic Monitoring includes Curfew Monitoring, Global Position System (GPS) monitoring, Secure Continuous Remote Alcohol Monitoring (SCRAM) and Remote Breath:

- Curfew monitoring is an electronic monitoring program that allows the MDOC to verify the offender's compliance with a court or Parole Board ordered curfew. Curfew monitoring may be imposed as an initial condition of sentencing or release, or as a sanction for violation behavior. Curfew monitoring consists of three broad offender types: probationers, parolees, and contractual. Probationers and parolees are no longer divided by whether or not they participated in the Special Alternative Incarceration (SAI) program. The Electronic Monitoring Center also contracts to provide monitoring services for Community Electronic Monitoring (CEM) and for the Regional Detention Services System (RDSS).
- GPS monitoring allows for the tracking of offender movement in order to determine compliance with supervision plans. The Department only uses active GPS monitoring, which constantly monitors offender movements and provides agents

with dynamic alerts of boundary violations. Offenders monitored on GPS consist of parolees, probationers and specified sex offenders sentenced to lifetime GPS monitoring upon completion of a term of incarceration and subsequent parole.

- SCRAM provides 24/7 alcohol testing for probationers, parolees and CEM.
- Remote Breath is a handheld, portable breath alcohol device which includes automated facial recognition technology. It was not used by the Department prior to September 2015. The Remote Breath population includes parolees, probationers and CEM.

Table H1 shows the number of new Community Reentry Program participants by month and program site. This section is currently not available.

Table H2 shows the number of Community Reentry Program terminations by month and program site. This section is currently not available.

Table H3 shows the end of month populations by program site for the Community Reentry Program. This section is currently not available.

Table H4 breaks down the new curfew monitoring participants monthly by offender type. **Table H4a** breaks down the new GPS monitoring participants monthly by offender type. **Table H4b** summarizes the new participant totals monthly by monitoring technology.

Table H5 outlines monthly curfew monitoring terminations by offender type. **Table H5a** outlines monthly GPS monitoring terminations by offender type. **Table H5b** summarizes the termination totals monthly by monitoring technology.

Table H6 lists end of month curfew monitoring populations by offender type. **Table H6a** lists end of month GPS monitoring populations by offender type. **Table H6b** summarizes the end of month totals monthly by monitoring technology.

The former **Table H7**, *Monthly GPS Electronic Tether Program Activity*, was last published in the 2014 Statistical Report. The information formerly included in this table can be now found in greater detail in **Table H6a**.

H1 **New Community Reentry Program Participants Monthly
by Program Site**
Calendar Years 2019 and 2020

**UNDER
CONSTRUCTION**

H2 Community Reentry Program Terminations Monthly
by Program Site
Calendar Years 2019 and 2020

**UNDER
CONSTRUCTION**

H3 End of Month Community Reentry Program Populations
by Program Site
Calendar Years 2019 and 2020

**UNDER
CONSTRUCTION**

H4 New Curfew Monitoring Participants Monthly by Offender Type

Calendar Years 2019 and 2020

The table below breaks down the new Curfew Monitoring participants by month and offender type. This table is comparable to the 2014 H4 Table.

The Electronic Monitoring Center is staffed 24/7 year round. Monitored probationers and parolees are assigned to and supervised by field agents throughout the State, but all monitoring of the equipment, alert processing and notification, and inventory control is managed through the Monitoring Center. The Center handles all Law Enforcement Information

Network (LEIN) notification activity in the Department, due to their alert processing and notification responsibilities. The Center also contracts to provide monitoring services for Community Electronic Monitoring (CEM) and for the Regional Detention Services System (RDSS).

Month	Parole*		Probation*		CEM		RDSS		Total	
	2019	2020	2019	2020	2019	2020	2019	2020	2019	2020
Jan	299	293	261	257	33	52	29	32	622	634
Feb	307	233	267	250	21	32	34	15	629	530
Mar	293	296	273	240	32	21	30	13	628	570
Apr	325	203	248	147	18	9	26	2	617	361
May	282	150	243	149	38	20	22	5	585	324
Jun	264	206	193	157	41	32	24	18	522	413
Jul	276	200	233	158	41	28	39	28	589	414
Aug	292	202	266	148	44	26	27	23	629	399
Sep	287	197	252	180	28	31	28	13	595	421
Oct	290	171	247	172	43	21	45	19	625	383
Nov	258	156	204	118	25	16	26	12	513	302
Dec	208	146	273	167	37	17	26	6	544	336
Total	3,381	2,453	2,960	2,143	401	305	356	186	7,098	5,087
Avg	281.8	204.4	246.7	178.6	33.4	25.4	29.7	15.5	591.5	423.9

* Parole SAI and Probation SAI statistics were included in the traditional Parole and Probation statistics.

Sources: Field Operations Administration

H4a New GPS Monitoring Participants Monthly by Offender Type

Calendar Years 2019 and 2020

The table below summarizes the new GPS participants by month and offender type.

The use of GPS monitoring allows for the tracking of offender movement in order to determine compliance with supervision plans. The Department only uses active GPS monitoring which constantly monitors offender movements and provides agents with dynamic alerts of boundary violations. Offenders on GPS consist of parolees, probationers and specified

sex offenders sentenced to lifetime GPS upon completion of a term of incarceration and subsequent parole.

Month	Parole		Probation		Lifetime		Total	
	2019	2020	2019	2020	2019	2020	2019	2020
Jan	265	254	1	2	9	13	275	269
Feb	222	199	2	0	7	10	231	209
Mar	226	246	1	0	10	12	237	258
Apr	249	287	0	0	9	13	258	300
May	247	253	0	1	16	22	263	276
Jun	227	255	3	1	16	15	246	271
Jul	273	199	4	1	14	12	291	212
Aug	239	165	1	0	6	7	246	172
Sep	231	218	4	0	12	7	247	225
Oct	272	214	3	0	10	10	285	224
Nov	208	191	1	1	15	15	224	207
Dec	229	220	1	0	13	8	243	228
Total	2,888	2,701	21	6	137	144	3,046	2,851
Avg	240.7	225.1	1.8	.5	11.4	12.0	253.8	237.6

Sources: Field Operations Administration

H4b New Participant Totals Monthly by Monitoring Technology

Calendar Years 2019 and 2020

The table below summarizes the monthly new participant totals by monitoring technology.

SCRAM provides 24/7 alcohol testing for probationers, parolees and CEM.

Remote Breath is a handheld, portable breath alcohol device which includes automated facial recognition technology. The Remote Breath population includes parolees, probationers and CEM.

Month	Curfew		GPS		SCRAM		Remote Breath	
	2019	2020	2019	2020	2019	2020	2019	2020
Jan	622	634	275	269	346	327	18	14
Feb	629	530	231	209	340	263	15	15
Mar	628	570	237	258	338	325	15	14
Apr	617	361	258	300	348	227	15	10
May	585	324	263	276	365	191	21	7
Jun	522	413	246	271	330	226	11	8
Jul	589	414	291	212	397	236	12	17
Aug	629	399	246	172	339	184	22	10
Sep	595	421	247	225	376	260	23	7
Oct	625	383	285	224	359	239	20	15
Nov	513	302	224	207	299	177	20	5
Dec	544	336	243	228	303	199	21	9
Total	7,098	5,087	3,046	2,851	4,140	2,854	213	131
Avg	591.5	423.9	253.8	237.6	345.0	237.8	17.8	10.9

Sources: Field Operations Administration

H5 Monthly Curfew Monitoring Terminations by Offender Type

Calendar Years 2019 and 2020

The table below shows the monthly curfew monitoring terminations by offender type. This table is comparable to the 2014 H5 Table.

The following are typical reasons for unsuccessful terminations on electronic monitoring:

- Substance abuse violation
- Curfew violation
- Tampering with tether device

- Abscond violation
- New felony
- Administrative termination, which occur when the offender is unable to continue for reasons beyond their control, such as, loss of home placement, hospitalized, or commitment to a treatment program.

Month	Parole*		Probation*		CEM		RDSS		Total	
	2019	2020	2019	2020	2019	2020	2019	2020	2019	2020
Jan	344	291	253	261	37	34	30	33	664	619
Feb	274	260	253	200	19	36	24	37	570	533
Mar	353	243	248	255	24	48	27	15	652	561
Apr	368	318	271	195	26	15	36	15	701	543
May	338	182	262	187	35	18	19	9	654	396
Jun	297	218	272	229	37	22	30	13	636	482
Jul	292	231	240	184	39	29	21	10	592	454
Aug	286	212	218	168	33	23	45	20	582	423
Sep	278	213	233	176	29	25	26	22	566	436
Oct	330	224	259	160	42	22	32	19	663	425
Nov	242	173	225	151	33	19	36	12	536	355
Dec	294	182	258	171	34	23	29	12	615	388
Total	3,696	2,747	2,992	2,337	388	314	355	217	7,431	5,615
Avg	308.0	228.9	249.3	194.8	32.3	26.2	29.6	18.1	619.3	467.9

* Parole SAI and Probation SAI statistics were included in the traditional Parole and Probation statistics.

Sources: Field Operations Administration

H5a Monthly GPS Monitoring Terminations by Offender Type

Calendar Years 2019 and 2020

The table below summarizes the monthly GPS terminations by offender type.

The following are typical reasons for unsuccessful terminations on electronic monitoring:

- Substance abuse violation
- Curfew violation
- Tampering with tether device

- Abscond violation
- New felony
- Administrative termination, which occur when the offender is unable to continue for reasons beyond their control, such as, loss of home placement, hospitalized, or commitment to a treatment program.

Month	Parole		Probation		Lifetime		Total	
	2019	2020	2019	2020	2019	2020	2019	2020
Jan	237	241	0	1	3	6	240	248
Feb	236	192	2	0	1	2	239	194
Mar	247	184	1	1	3	6	251	191
Apr	311	259	1	1	2	1	314	261
May	276	154	2	0	4	7	282	161
Jun	249	199	0	1	1	2	250	202
Jul	254	255	3	0	9	2	266	257
Aug	234	196	2	0	5	5	241	201
Sep	219	202	3	0	5	4	227	206
Oct	242	204	2	1	3	4	247	209
Nov	211	200	0	0	5	2	216	202
Dec	235	197	2	0	8	2	245	199
Total	2,951	2,483	18	5	49	43	3,018	2,531
Avg	245.9	206.9	1.5	.4	4.1	3.6	251.5	210.9

Sources: Field Operations Administration

H5b Monthly Termination Totals by Monitoring Technology

Calendar Years 2019 and 2020

The table below summarizes the monthly terminations by monitoring technology.

The following are typical reasons for unsuccessful terminations on electronic monitoring:

- Substance abuse violation
- Curfew violation
- Tampering with tether device

- Abscond violation
- New felony
- Administrative termination, which occur when the offender is unable to continue for reasons beyond their control, such as, loss of home placement, hospitalized, or commitment to a treatment program.

Month	Curfew		GPS		SCRAM		Remote Breath	
	2019	2020	2019	2020	2019	2020	2019	2020
Jan	664	619	240	248	381	374	16	25
Feb	570	533	239	194	353	305	19	10
Mar	652	561	251	191	301	309	17	13
Apr	701	543	314	261	368	305	14	17
May	654	396	282	161	369	258	28	14
Jun	636	482	250	202	350	309	23	17
Jul	592	454	266	257	348	269	22	10
Aug	582	423	241	201	336	241	13	7
Sep	566	436	227	206	330	221	16	11
Oct	663	425	247	209	400	224	18	11
Nov	536	355	216	202	301	167	17	5
Dec	615	388	247	199	358	250	20	12
Total	7,431	5,615	3,020	2,531	4,195	3,232	223	152
Avg	619.3	467.9	251.7	210.9	349.6	269.3	18.6	12.7

Sources: Field Operations Administration

H6 End of Month Curfew Monitoring Populations by Offender Type

Calendar Years 2019 and 2020

The monthly new Curfew Monitoring participants (Table H4) and monthly Curfew Monitoring terminations (Table H5) resulted in the end of month Curfew Monitoring populations shown in the table below. This table is comparable to the 2014 H6 Table.

The Electronic Monitoring Center is staffed 24/7 year round. Monitored probationers and parolees are assigned to and supervised by field agents throughout the State, but all monitoring of the equipment, alert processing and notification, and inventory control is managed through the

Monitoring Center. The Center handles all Law Enforcement Information Network (LEIN) notification activity in the Department, due to their alert processing and notification responsibilities. The Center also contracts to provide monitoring services for Community Electronic Monitoring (CEM) and for the Regional Detention Services System (RDSS).

Month	Parole*		Probation*		CEM		RDSS		Total	
	2019	2020	2019	2020	2019	2020	2019	2020	2019	2020
Jan	1,030	799	771	732	58	93	68	62	1,927	1,686
Feb	1,045	789	779	773	59	86	73	40	1,956	1,688
Mar	1,001	853	811	750	67	63	77	40	1,956	1,706
Apr	959	743	792	713	59	58	65	28	1,875	1,542
May	924	734	770	679	64	59	72	23	1,830	1,495
Jun	888	715	695	614	66	66	62	28	1,711	1,423
Jul	879	695	675	586	67	67	82	46	1,703	1,394
Aug	895	697	732	563	62	72	80	48	1,769	1,380
Sep	900	694	759	573	79	74	65	40	1,803	1,381
Oct	863	666	744	593	80	75	79	43	1,766	1,377
Nov	895	667	729	556	72	72	67	42	1,763	1,337
Dec	834	646	749	553	78	67	67	37	1,728	1,303
Avg	926.1	724.8	750.5	640.4	67.6	71.0	71.4	39.8	1,815.6	1,476.0

* Parole SAI and Probation SAI statistics were included in the traditional Parole and Probation statistics.

Sources: Field Operations Administration

H6a End of Month GPS Monitoring Populations by Offender Type

Calendar Years 2019 and 2020

The following table is an updated version of the former Table H7. The monthly new GPS Monitoring participants (Table H4a) and monthly GPS Monitoring terminations (Table H5a) resulted in the end of month GPS Monitoring populations shown in the table below.

The use of GPS monitoring allows for the tracking of offender movement in order to determine compliance with supervision plans. The Department only uses active GPS monitoring which constantly monitors

offender movements and provides agents with dynamic alerts of boundary violations. Offenders on GPS consist of parolees, probationers and specified sex offenders sentenced to lifetime GPS upon completion of a term of incarceration and subsequent parole.

Month	Parole		Probation		Lifetime		Total	
	2019	2020	2019	2020	2019	2020	2019	2020
Jan	1,984	1,797	9	10	406	497	2,399	2,304
Feb	1,957	1,815	9	8	412	508	2,378	2,331
Mar	1,913	1,906	9	10	422	512	2,344	2,428
Apr	1,842	,1,924	8	9	429	525	2,279	534
May	1,804	2,017	6	10	440	540	2,250	2,567
Jun	1,781	2,064	8	6	455	553	2,244	2,623
Jul	1,811	2,002	10	6	461	564	2,282	2,572
Aug	1,792	1,979	8	7	462	564	2,262	2,550
Sep	1,808	1,979	8	6	469	572	2,285	2,557
Oct	1,815	,1,964	9	6	475	575	2,299	581
Nov	1,805	1,937	9	6	485	588	2,299	2,531
Dec	1,826	1,970	8	6	490	595	2,324	2,571
Avg	1,844.8	1,946.6	8.4	7.5	450.5	549.4	2,303.8	2,179.1

Sources: Field Operations Administration

H6b End of Month Population Totals by Monitoring Technology Calendar Years 2019 and 2020

The monthly new participant totals (Table H4b) and monthly terminations totals (Table H5b) resulted in the end of month population totals shown in the table below.

SCRAM provides 24/7 alcohol testing for probationers, parolees and CEM.

Remote Breath is a handheld, portable breath alcohol device which includes automated facial recognition technology. The Remote Breath population includes parolees, probationers and CEM.

Month	Curfew		GPS		SCRAM		Remote Breath	
	2019	2020	2019	2020	2019	2020	2019	2020
Jan	1,927	1,686	2,399	2,304	1,221	1,133	79	53
Feb	1,956	1,688	2,378	2,331	1,198	1,094	76	60
Mar	1,956	1,706	2,344	2,428	1,236	1,121	74	61
Apr	1,875	1,542	2,279	2,458	1,208	1,049	72	54
May	1,830	1,495	2,250	2,567	1,188	972	64	47
Jun	1,711	1,423	2,244	2,623	1,172	886	52	38
Jul	2,101	1,394	2,282	2,572	1,217	855	42	46
Aug	2,090	1,380	2,262	2,550	1,223	799	52	45
Sep	1,803	1,381	2,285	2,557	1,261	841	59	45
Oct	1,766	1,377	2,299	2,545	1,222	855	61	48
Nov	1,763	1,337	2,299	2,531	1,222	869	64	48
Dec	1,728	1,303	2,324	2,571	1,169	817	65	45
Avg	1,815.6	1,476.0	2,303.8	2,503.1	1,211.4	940.9	63.3	49.2

Sources: Field Operations Administration

Special Alternative Incarceration Program



This section describes offenders committed to the Special Alternative Incarceration Program (SAI). The program has evolved over the years, but its objectives continue to be ending criminal behavior by developing offender self-esteem and self-discipline, a sense of individual responsibility and a positive work ethic.

In 1988, SAI opened as a 90-day military 'Boot Camp' style program for male probationers, under the Department's Field Operations Administration (FOA). The program was patterned after military basic training, involved physical fitness and programming (education, substance abuse awareness, basic life skills and counseling), with an optional component for residential placement in the community while on parole or probation.

In 1992, the program was expanded to include females. The program was later expanded to also include prisoners serving a minimum sentence of 36 months or less.

In 2003, the program's component for intensive parole or probation supervision in the community was replaced with regular community supervision.

In 2004, SAI transferred from FOA to the Department's Correctional Facilities Administration (CFA), and was assigned to the Cooper Street Correctional Facility for administrative oversight.

In 2008, SAI was redesigned to adhere to the evidence-based practices of Prisoner Reentry. As an In-Reach Facility under Prisoner Reentry, each trainee receives individualized custom programming based on their needs, risks, and strengths as determined by a COMPAS assessment. In addition to programming changes, SAI also began accepting trainees who had selected mental health and medical histories which may have precluded admittance to SAI in previous years. Each trainee was assessed to determine his or her level of participation in the more physical portion of the program.

In 2010, a major change was including prisoners who were referred by the Parole Board for SAI programming. These participants are referred to

as Intensive Reentry/In Reach trainees (IR). The Parole Board recommends prisoner placement in the IR program from the institutions to demonstrate an ability to conform and adjust to challenges presented to them. Prior to the implementation of this program, this population probably would not have received positive Parole Board action and would have remained in the prison for at least 12 more months.

While these prisoners do not fall under the jurisdiction of the SAI statute, since they are near or past their ERD, they are well served by the SAI program offerings and reentry preparation.

In 2011, programming was increased for the female population at SAI by providing gender-responsive programming while still keeping the basic tenets of a boot camp. Trainees are still required to march in formation, participate in physical fitness training, if able, as well as compete in drill competitions. SAI continues the use of the COMPAS assessment for programming but also added reviews of prior criminal histories and the Pre-Sentence Investigation Report, combined with a personal interview by programming staff. These changes have allowed us to meet the individual needs of each trainee.

In 2014, all female SAI and IR prisoners were relocated to Huron Valley Women's Correctional Facility.

Public Works assignments continue to be a main stay of programming at SAI. This allows trainees who meet screening requirements to go into the community under the supervision of a corporal and give back to the community through hard work.

Tables 11 and **12** show SAI prisoner and probationer intake by offense. **Table 13** reflects probationer intake by Field Operations Administration (FOA) region. **Tables 14** and **15** summarize SAI Phase I program performance. **Tables 16** and **17** summarize SAI Phase I post-program outcome. Additional information about the SAI program (such as the offender eligibility criteria) is available in a separate annual report, Special Alternative to Incarceration Program. *

* The report is available online at <http://www.michigan.gov/corrections>. Click on "News & Publications," and then click on "Legislative Reports" and finally, click on the PDF entitled "Special Alternative Incarceration - A PR In-Reach Facility"

11

2020 SAI Prisoner Intake by Offense

Special Alternative Incarceration Boot Camp (Includes Attempts)

Page 1 of 1

Offense	Violations
GRAND TOTAL	154
257.617 Fail to Stop at Accident - Serious Impairment/Death	1
257.6256D Operating Vehicle Intoxicated, Contr. Sub. - 3rd Offense	5
333.74012A3 Contr. Sub. - Del/Mfg 50 - 449 Grams (Narc. or Cocaine)	2
333.74012A4 Contr. Sub. - Del/Mfg Under 50 Grams (Narc. or Cocaine)	15
333.74012B1 Contr. Sub. - Del./Mfg. Meth./ Ecstasy	2
333.74012B1-A Contr. Sub. - Del/Mfg Meth.	18
333.74012B-A Contr. Sub. - Del/Mfg (Sched. 1-3), Except Marijuana	3
333.74012D3 Contr. Sub. - Del/Mfg Marijuana	2
333.74012CF Contr. Sub. - Operate/Maintain Lab Involving Meth	4
333.74022E Contr. Sub. - Create/Deliver Analogue	1
333.74032A5 Contr. Sub. - Possess <25 Grams (Narcotic)	7
333.74032B1 Contr. Sub. - Possess Meth.	10
333.74032B-A Contr. Sub. - Possess Analogues/Sched. 1-4	1
333.7405D Contr. Sub. - Maintain Drug House	4
750.110 Breaking & Entering - Bldg. w/ Intent	3
750.110A2 Home Invasion - 1st Degree	1
750.110A3 Home Invasion - 2nd Degree	3
750.110A4 Home Invasion - 3rd Degree	2
750.116 Possession of Burglars Tools	1
750.1227A Witness - Bribe/Intimidate/ Interfere	1
750.1228 Witness - Retaliating Against	1
750.15911 Criminal Enterprises - Conduct	1
750.15914-A Criminal Enterprises - Conspiracy	1
750.2187A False Pretenses - \$100K or more	2
750.224F Weapons - Firearms - Possession by Felon	3
750.226 Weapons - Carry W/ Unlawful Intent	2
750.227 Weapons - Carry Concealed	8

Offense	Violations
750.230 Pistols - Alteration Of	1
750.356C Retail Fraud - 1st Degree	3
750.357 Larceny from Person	4
750.357B Weapons - Firearms - Larceny	2
750.360 Larceny in Building	4
750.377B Malicious Destruction Fire/ Police Property	2
750.413 Motor Vehicle - Unlawful Drive Away	2
750.479A3 Police Officer - Fleeing - Third Degree	2
750.483A6B Tamper w/ Evidence - Criminal Case Max >10 yr Term	1
750.50B Animals - Killing/Torturing	1
750.530 Robbery - Unarmed	5
750.5357 Stolen Prop. - Receive & Conceal, Motor Vehicle	2
750.5405A Interfere w/ Electronic Communications	1
750.751 Fourth Degree Arson	1
750.81D1 Police Officer - Assault/Resist/Obstruct	5
750.81D2 Police Officer - Assault/Resist/Obstruct, Causing Injury	1
750.82 Felonious Assault	5
750.84 Assault w/ Intent to do Great Bodily Harm Less Than Murder	7
750.88 Assault w/ Intent to Rob While Unarmed	1

12

2020 SAI Probationer Intake by Offense

Special Alternative Incarceration Boot Camp (Includes Attempts)

Page 1 of 1

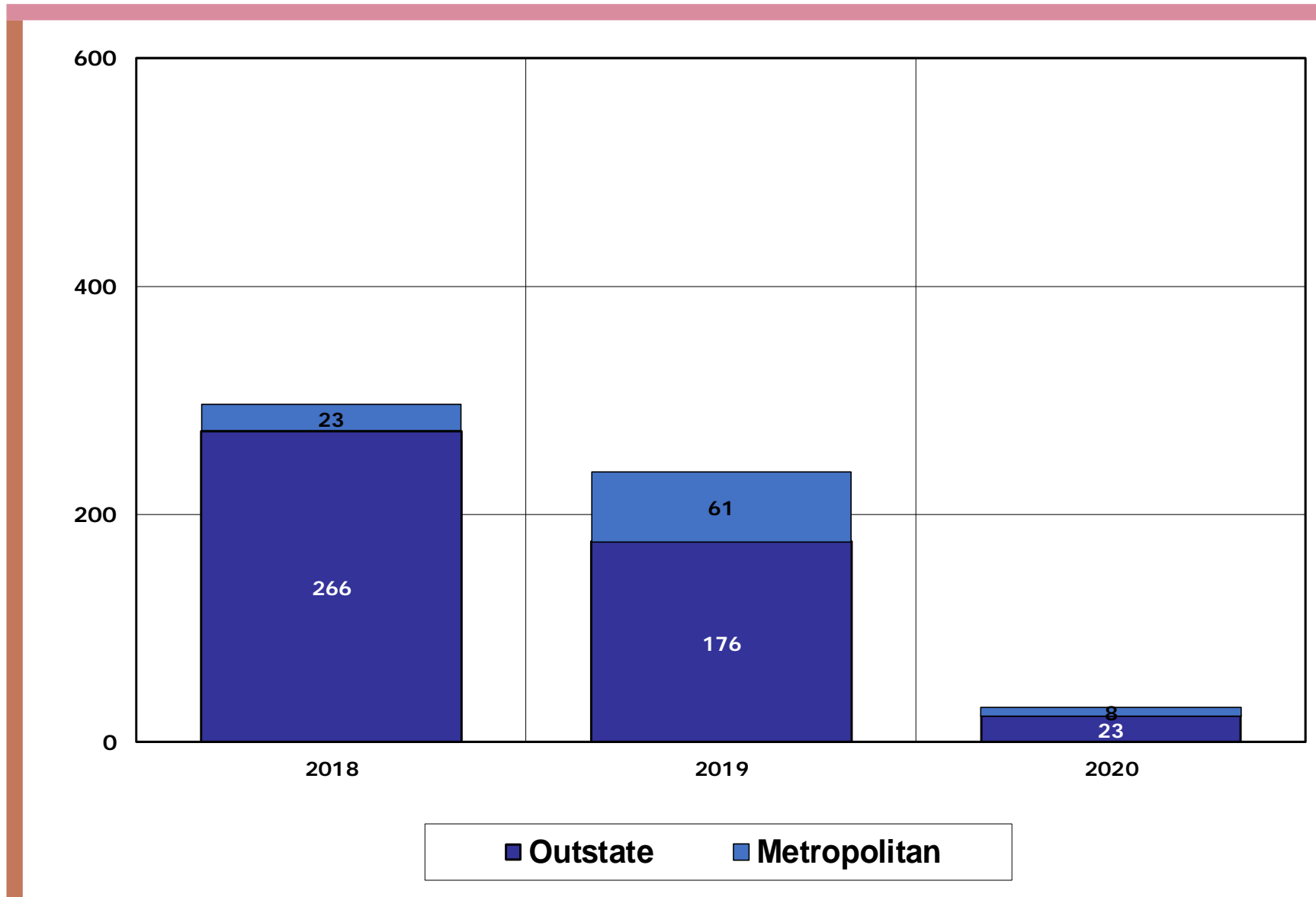
Offense	Violations
GRAND TOTAL	31
333.74012A4 Contr. Sub. - Del/Mfg Under 50 Grams (Narc. or Cocaine)	1
333.74012B-A Contr. Sub. - Del./Mfg. (Sched. 1-3), Except Marijuana	1
333.74012B1 Contr. Sub. - Del./Mfg. Meth./Ecstasy	1
333.74012D3 Contr. Sub. - Del/Mfg Marijuana	1
333.7401C2F Contr. Sub. - Operate/Maintain Lab Involving Meth	1
333.74032A5 Contr. Sub. - Possess <25 Grams (Narcotic)	5
445.65 Identity Theft	1
750.110 Breaking & Entering - Bldg. w/ Intent	2
750.110A3 Home Invasion - 2nd Degree	1
750.110A4 Home Invasion - 3rd Degree	1
750.131A1 Checks w/o Account or w/o Suff Funds	1
750.227 Weapons - Carry Concealed	2
750.3563A Larceny - \$1K - <\$20K	1
750.356C Retail Fraud - 1st Degree	2
750.357B Weapons - Firearms - Larceny	2
750.360 Larceny in Building	1
750.479A3 Police Officer - Flee (Penal Code) 3rd Degree	1
750.50B Animals - Killing/Torturing	1
750.530 Robbery - Unarmed	2
750.81D1 Police Officer - Assault/Resist/Obstruct	1
750.82 Felonious Assault	1
750.88 Assault w/ Intent to Rob While Unarmed	1

Source: Correctional Facilities Administration (SAI Database)

13 2018 - 2020 Comparison of SAI Probationer Intake

By Field Operations Administration Territories

1 - 4



Source: Correctional Facilities Administration (SAI Database)

14

SAI Phase I Prisoner Program Performance 2018 - 2020

	2018		2019		2020	
Graduated	578	90.0%	435	90.8%	216	96.0%
Voluntary Withdrawals	5	0.8%	4	0.8%	2	0.9%
Terminated as Rule Violators	27	4.2%	12	2.5%	3	1.3%
Terminated for Medical Reasons	11	1.7%	18	3.8%	0	0.0%
Terminated for Admin. Reasons	21	3.3%	10	2.1%	4	1.8%
Total	642	100.0%	479	100.0%	225	100.0%

Source: Correctional Facilities Administration

15

SAI Phase I Probationer Program Performance 2018 - 2020

	2018		2019		2020	
Graduated	239	80.7%	206	87.7%	81	94.2%
Voluntary Withdrawals	4	1.4%	4	1.7%	0	0.0%
Terminated as Rule Violators	28	9.5%	16	6.8%	0	0.0%
Terminated for Medical Reasons	18	6.1%	5	2.1%	3	3.5%
Terminated for Admin. Reasons	7	2.3%	4	1.7%	2	2.3%
Total	296	100.0%	235	100.0%	86	100.0%

Source: Correctional Facilities Administration

16

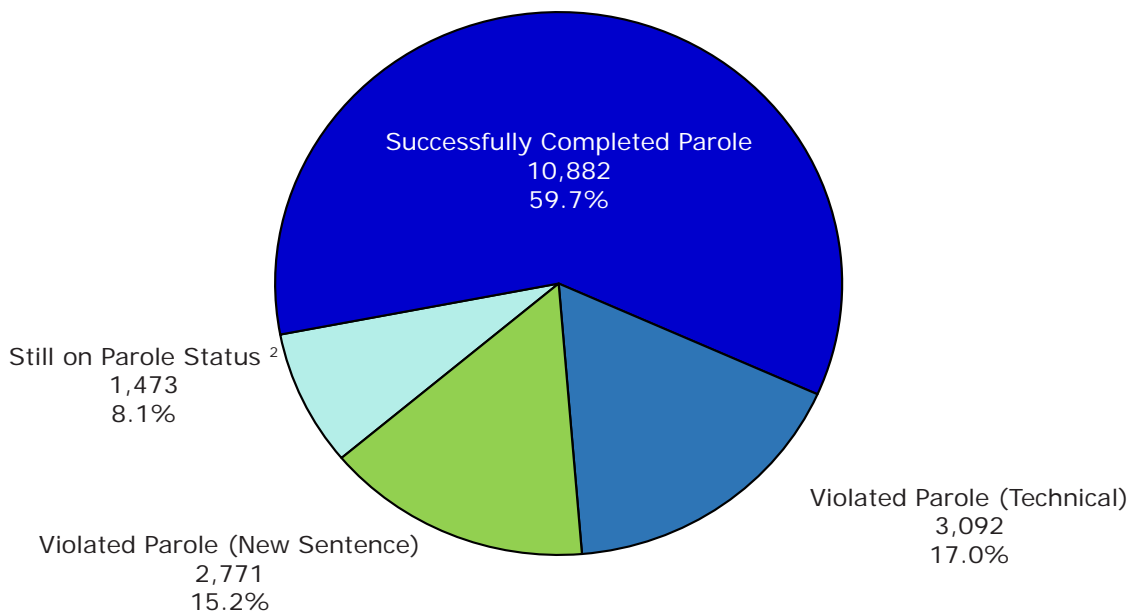
SAI Phase I Prisoner Post-Program Performance 1992 - 2020

	1992 - 2017 ¹		2018		2019		2020	
Still on Parole Status ²	1,473	8.1%	64	10.3%	269	55.5%	255	96.2%
Successfully Completed Parole	10,882	59.7%	427	69.0%	149	30.7%	1	0.4%
Violated Parole (Technical)	3,092	17.0%	58	9.4%	43	8.9%	8	3.0%
Violated Parole (New Sentence)	2,771	15.2%	70	11.3%	24	4.9%	1	0.4%
Total Graduates	18,218	100.0%	619	100.0%	485	100.0%	265	100.0%

17

SAI Phase I Prisoner Post-Program Performance 1992 - 2017 ¹

All SAI-Prisoners with Three or More Years Since Graduation



¹ Reflects the status at the end of the 3rd year following the graduation from SAI.

² Includes parolees who have absconded from parole.

NOTE: Reflects outcome of the parole term following SAI.
Data includes Intensive Reentry (IR) trainees.
Differences in Total Graduates may vary from prior reporting years due to the availability of data.

Source: Offender Management Network Information (OMNI)

Office of Community Corrections



This section provides data on the Office of Community Corrections (OCC).

OCC works with local units of government and criminal justice professionals to implement Michigan's Community Corrections Act, P.A. 511 of 1988. The purpose of the Act is to increase the range and utilization of community sanctions and services for non-violent offenders in order to reduce admissions to prison. The OCC implements program policies, guidelines and standards, and provides technical assistance to local units of government to develop and implement locally-developed comprehensive corrections plans. These plans outline criminal justice problems and how policies and practices and P.A. 511 funds will address them.

Local governments voluntarily participate in the implementation of the Act through forming Community Corrections Advisory Boards (CCABs) which have responsibilities for developing comprehensive corrections plans. The plans establish the framework for applications for funds. At various times since 1989, 80 of the 83 counties across the state have elected to participate in implementation of the Act through the formulation of single-county, multi-county and county-city Community Corrections Advisory Boards.

During Fiscal Year 2020, \$11,708,000 was awarded for community corrections plans and services to 43 counties, \$16,575,500 for probation residential services, and \$13,198,100 for the drunk driver jail reduction combined with comprehensive plans and services.

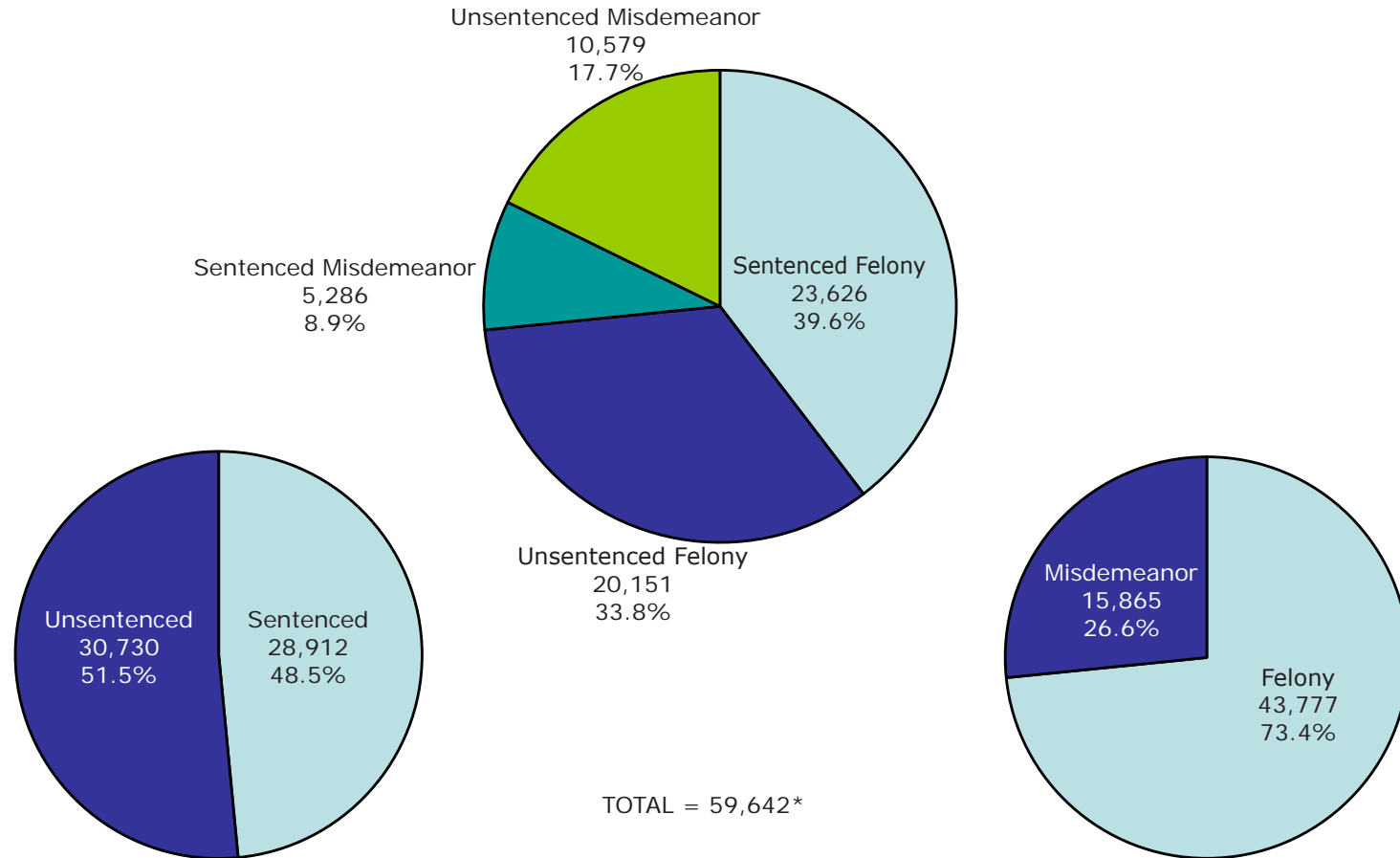
The number of new enrollees in community corrections programs during FY 2020 was 59,642. **Chart J1** shows the number of offenders determined eligible and enrolled in programs by crime class and legal status. **Chart J2** shows the award of comprehensive plans and services funds by program category. **Table J3** details the actual average daily population of probation residential services.

J1 Offenders Enrolled in P.A. 511 Community Corrections Programs

FY 2020

By Crime Class and Legal Status at Enrollment

J - 2



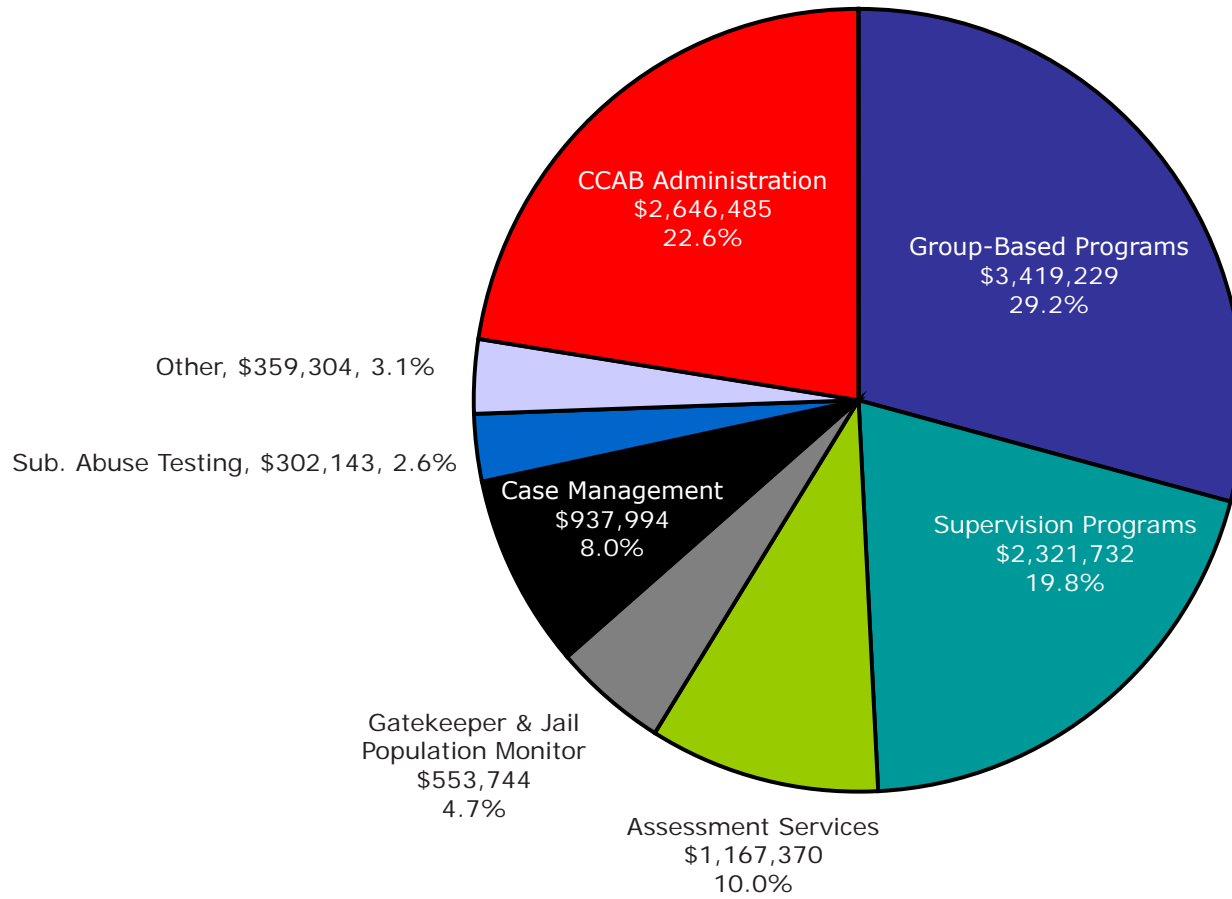
*Excludes insufficient data. The number of insufficient cases are indeterminate due to data collection issues.

Source: Office of Community Corrections

J2 Grants Awarded in FY 2020: \$11,708,001

Community Corrections Comprehensive Plans and Services

J - 3



Source: Office of Community Corrections

J3

FY 2020 Probation Residential Services

PROGRAM	ACTUAL AVERAGE DAILY POPULATION
ALLEGAN	23.30
ALPENA	0.19
ANTRIM	3.48
ARENAC	-
BARRY	2.65
BAY	2.69
BENZIE	0.09
BERRIEN	17.10
BRANCH	13.68
CALHOUN	14.88
CASS	13.46
CHARLEVOIX	-
CHEBOYGAN	0.22
CHIPPEWA	-
CLARE	0.25
CLINTON	2.16
CRAWFORD	-
DICKINSON	0.69
EATON	2.89
EMMET	-
GENESEE	25.87
GLADWIN	0.0
GRAND TRAVERSE	6.06
GRATIOT	0.25
HILLSDALE	4.54
HURON	-
INGHAM	13.88
IONIA	0.11
IOSCO	0.13
IRON	-
ISABELLA	0.21
JACKSON	14.72
KALAMAZOO	33.55
KALKASKA	0.0
KENT	59.81
LAKE	-
LAPEER	-
LEELANAU	0.51
LENAWEE	0.97
LIVINGSTON	1.02
MACOMB	57.54
MANISTEE	0.16
MARQUETTE	0.68
MASON	-
MECOSTA	0.56
MENOMINEE	0.11
MIDLAND	-
MISSAUKEE	0.31
MONROE	15.48
MONTCALM	3.22
MONTMORENCY	-
MUSKEGON	26.93

J3

FY 2020 Probation Residential Services

PROGRAM	ACTUAL AVERAGE DAILY POPULATION
NEWAYGO	1.98
OAKLAND	25.90
OCEANA	0.19
OGEMAW	-
OSCEOLA	-
OSCODA	-
OSTEGO	-
OTTAWA	7.44
PRESQUE ISLE	0.69
ROSCOMMON	0.76
SAGINAW	1.1
SHIAWASSEE	2.53
ST. CLAIR	17.84
ST. JOSEPH	16.12
TUSCOLA	-
VAN BUREN	9.36
WASHTENAW	6.73
WAYNE	47.98
WEXFORD	0.2
TOTAL	354.7*

* Total is rounded to the nearest tenth.

Source: Office of Community Corrections