
MICHIGAN DEPARTMENT OF CORRECTIONS

2021 STATISTICAL REPORT

Gretchen Whitmer, Governor

Heidi Washington, Director
Michigan Department of Corrections

October 25, 2022
(See next page for a list of revisions and releases.)

Release History

October 25, 2022 • Initial Release includes Sections A,B,C,D,E,F1-F4,F8-F12a,G,H,I and J.

2021 STATISTICAL REPORT

INTRODUCTION

Since the 2000 edition of the MDOC Statistical Report, bound paper copies have no longer been produced and distributed. Instead, these annual statistical reports are published only on the official MDOC web site on the Internet. The MDOC home page web address is <http://www.michigan.gov/corrections>, and the Statistical Reports are located under the *News & Publications* link.

The crime breakdowns in the core tables of the first three sections of the report, regarding felony court dispositions, prison commitments and prison population, are sorted by offense code rather than by crime frequency or maximum term. Since the sort order keeps sequential offense codes together, similar crimes that have identical maximum penalties are not consolidated. This level of detail provides much richer information than in the past.

However, the additional detail also makes the crime tables much longer; the reader must be careful to watch for related offense codes when attempting to examine the data for a particular type of crime. For example, several separate offense codes now appear for the crime of first degree criminal sexual conduct (750.520B--) in each crime table, because each code represents a specific characteristic of the offense.

Summary narrative reflecting on the Department's observations about what the data show has again been kept to a minimum, as the Department now produces a separate Annual Report for that purpose.

Section Overview

This report is divided into ten major sections (A-J).

- **Section A, Court Dispositions**, contains data on statewide felony court dispositions broken down by offense, sentencing jurisdiction, and type of disposition.
- **Section B, Prison Commitments**, provides prison intake data by the number and characteristics of new prisoners received by the Department.
- **Section C, Prisoner Population**, presents descriptions of Michigan's Correctional Facilities and statistics regarding the characteristics of the prisoner population.
- **Section D, Parole Board**, summarizes data on offender movement to parole and Parole Board activity and decisions, and examines the parole outcomes.
- **Section E, Probation and Parole Supervision**, contains data and information regarding the community supervision programs and functions of the Department's Field Operations Administration (FOA).
- **Section F, Department Operations**, contains data and information about a variety of Department programs and administrative functions/operations. Section F contains the following subsections:
 - *Prisoner Program, Disciplinary and Litigation Statistics*
 - *Michigan State Industries*
 - *Bureau of Health Care Services*
 - *Department Expenditures and Personnel Summaries*
- **Section G, Reserved for Future Use.**
- **Section H, Community Reentry Program and Electronic Monitoring**, brings the Residential Reentry Program and the Intensive Detention Reentry Program under the umbrella of Prisoner Reentry; along with Curfew, GPS, SCRAM and Remote Breath monitoring.
- **Section I, Special Alternative Incarceration Program (SAI)**, is administered by the Correctional Facilities Administration (CFA) with Cooper Street Correctional Facility serving administratively as the parent institution. SAI has been redesigned to operate under Prisoner Reentry principles.
- **Section J, Office of Community Corrections**, provides data regarding the utilization of community sanctions and services for non-violent offenders in order to reduce admissions to prison.

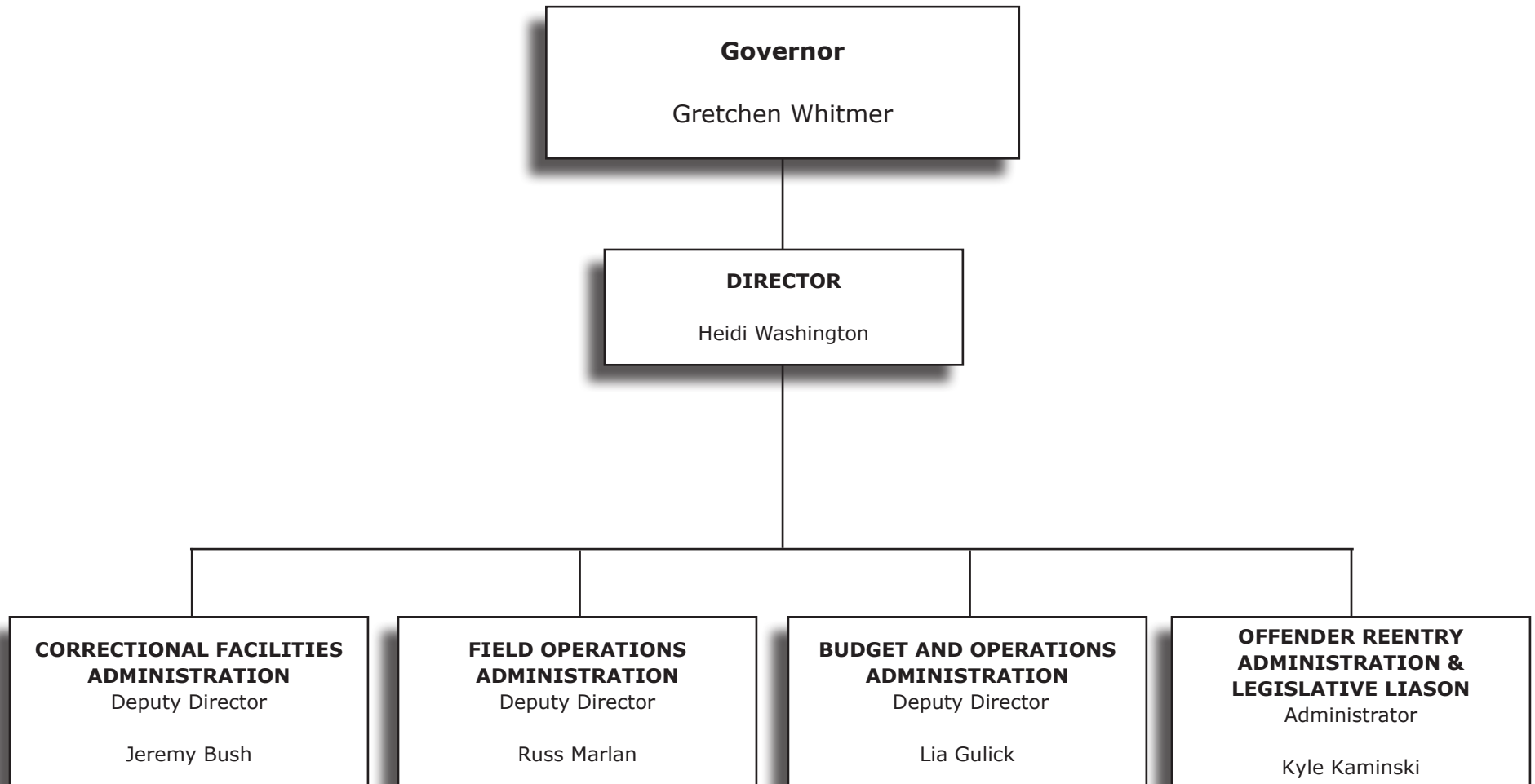
Table of Contents

INTRODUCTION.....	i
TABLE OF CONTENTS.....	ii
DEPARTMENT ORGANIZATIONAL CHART.....	v
A. COURT DISPOSITIONS.....	A- 1
A Statewide Prison Commitment Rates, 2010 - 2021.....	A- 2
A1 2021 Criminal Court Dispositions (Offenders) by FOA Territory, Region and County	
- All Offenses.....	A- 4
A1a - Non-Assaultive Offenses	A- 6
A1b - Drug Offenses	A- 8
A1c - Assaultive Offenses	A-10
A2 2021 Criminal Court Dispositions by Offense and Type of Disposition - All Offenses	A-12
A2a - Non-Assaultive Offenses	A-42
A2b - Drug Offenses	A-60
A2c - Assaultive Offenses	A-63
B. PRISON COMMITMENTS	B- 1
B1a Annual Prison Intake (<i>Excluding Additional Sentence Imposed</i>), 2007 - 2021.....	B- 2
B1b Reported Index Crimes and Prison Intake (<i>Excluding Additional Sentence Imposed</i>), 2014 - 2021	B- 3
B2 2021 Prison Commitments by Minimum Term Distribution (<i>Including Additional Sentence Imposed</i>) - All Offenses	B- 4
B2a - Non-Assaultive Offenses	B-19
B2b - Drug Offenses	B-25
B2c - Assaultive Offenses	B-27
B3 2021 Prison Commitments by Minimum Term Distribution for Women (<i>Including Additional Sentence Imposed</i>) - All Offenses	B-35
B4a Commitments by Age and Gender, 2002 - 2021	B-41
B4b 2020 Commitments by Age, Race and Gender	B-42
B5 2020 Commitments by Race and Gender	B-42
B5a Commitments by Race and Gender, 2002 - 2021.....	B-43
B6 Commitments by Type, 2002 - 2021	B-44
B7 Commitments by Major Crime Types, 2002 - 2021	B-45
C. PRISONER POPULATION	C- 1
Map of Correctional Facilities as of December 31, 2021	C- 2
2021 MDOC Facilities Listing and Facility Description.....	C- 3
C Net Operating Capacity by Security Level as of December 31, 2021	C-10
Ca Year-End Prison Population, 2007 - 2021	C-11
Cb Total Prison Population, Prison Commitments and Michigan Census, 1961 - 2021	C-12
Cc Trends in Prison Population, Prison Commitments and Michigan Census, 1961 - 2021	C-13
C1 2021 Total Prisoner Population by Minimum Term Distribution - All Offenses	C-14
C1a - Non-Assaultive Offenses	C-36
C1b - Drug Offenses	C-44
C1c - Assaultive Offenses	C-47
C2 2021 Total Prisoner Population by Minimum Term Distribution for Women - All Offenses	C-59
C3 2021 Age Breakdown of Prisoner Population by Location - Total Prisoner Population	C-69

C3a	- White Prisoner Population.....	C-71
C3b	- Non-White Prisoner Population.....	C-73
C4	2021 Prisoner Movement Summary, Institutions Only	C-75
C5	Prisoner Escapes from Secure DOC Custody, 2014 - 2021	C-76
D.	PAROLE BOARD	D- 1
D	Annual Movements to Parole, 2007 - 2021	D- 2
D1	Parole Board Activity, 2001 - 2021	D- 3
D1a	2021 Parole Board Actions	D- 4
D3	Three-Year Follow-Up Outcomes of Offenders Who Paroled in 2003 to 2018 by Year (Flat Three-Year Follow-Up Regardless of Parole Status)	D- 5
E.	PROBATION AND PAROLE SUPERVISION.....	E- 1
	Map of Field Operations Administration Territories and Regions as of December 31, 2021 ...	E- 2
E1	Violations of Parole Supervision 2012 - 2021	E- 3
E2a	FY 2021 Field Operations Personnel Distributions	E- 4
E2b	FY 2021 Field Operations Funds Distribution.....	E- 4
E3a	2021 Field Operations Work Distribution - Investigations.....	E- 5
E3b	2021 Field Operations Work Distribution - Supervision.....	E- 5
E4	Number of Pre-Sentence Investigations, 2012 - 2021	E- 6
E5	Average Number of Parolees Supervised, 2012 - 2021.....	E- 7
E6	Average Number of Probationers Supervised, 2012 - 2021	E- 8
F.	DEPARTMENT OPERATIONS.....	F- 1
	PRISONER PROGRAM, DISCIPLINARY AND LITIGATION STATISTICS.....	F- 2
F1	2021 Prisoner Faith Preferences.....	F- 3
F2	Institutional Academic and Vocational Program Statistics, FY 2021	F- 4
F3a	2021 Prisoner Misconduct: Totals, Class I & II Charges	F- 5
F3b	2021 Prisoner Misconduct: Totals, Class I Charges	F- 6
F3c	2021 Prisoner Misconduct: Totals, Class II Charges	F- 7
F4	Litigation Statistics, 2017 - 2021	F- 8
	MICHIGAN STATE INDUSTRIES.....	F- 9
F5	MSI Seven-Year History of Total Sales and Net Margin, FY 2015 - 2021	F-10
F6	Comparison of Total Sales and Net Margin From Factory Operations, FY 2020 - 2021.....	F-11
F7	2021 Hourly Pay Schedule	F-12
	BUREAU OF HEALTH CARE SERVICES.....	F-13
F8	Health Care Expenditures Profile, FY 2012 - 2021	F-14
F9	Trend of Per Prisoner Health Care Expenditures Under Direct Control of MDOC, FY 2012 - 2021	F-15
	DEPARTMENT EXPENDITURES AND PERSONNEL SUMMARIES.....	F-16
F11	Gross Expenditures and Encumbrances Excluding Capital Outlay, FY 2021	F-17
F11a	Corrections Operating Expenditures, FY 2021	F-18
F12	Number of Employees as of December 31, 2021	F-19
F12a	Corrections Officers as of December 31, 2021	F-20
G.	RESERVED FOR FUTURE USE.....	G- 1

H.	COMMUNITY REENTRY PROGRAM AND ELECTRONIC MONITORING	H-1
H1	New Community Reentry Program Participants Monthly by Program Site	H- 2
H2	Community Reentry Program Terminations Monthly by Program Site	H- 3
H3	End of Month Community Reentry Program Populations by Program Site	H- 4
H4	New Curfew Monitoring Participants Monthly by Offender Type	H- 5
H4a	New GPS Monitoring Participants Monthly by Offender Type	H- 6
H4b	New Participant Totals Monthly by Monitoring Technology	H- 7
H5	Monthly Curfew Monitoring Terminations by Offender Type	H- 8
H5a	Monthly GPS Monitoring Terminations by Offender Type	H- 9
H5b	Monthly Termination Totals by Monitoring Technology	H-10
H6	End of Month Curfew Monitoring Populations by Offender Type.....	H-11
H6a	End of Month GPS Monitoring Populations by Offender Type.....	H-12
H6b	End of Month Population Totals by Monitoring Technology	H-13
I.	SPECIAL ALTERNATIVE INCARCERATION PROGRAM (SAI).....	I-1
I1	2021 SAI Prisoner Intake by Offense	I- 2
I2	2021 SAI Probationer Intake by Offense	I- 3
I3	2019 - 2021 Comparison of SAI Probationer Intake (By Field Operations Administration Territories).....	I- 4
I4	SAI Phase I Prisoner Program Performance, 2019 - 2021	I- 5
I5	SAI Phase I Probationer Program Performance, 2019 - 2021.....	I- 5
I6	SAI Phase I Prisoner Post-Program Performance, 1993 - 2021	I- 6
I7	SAI Phase I Prisoner Post-Program Performance, 1993 - 2018	I- 6
J.	OFFICE OF COMMUNITY CORRECTIONS (OCC).....	J-1
J1	Offenders Enrolled in P.A. 511 Community Corrections Programs, FY 2021	J- 2
J2	Grants Awarded, FY 2021	J- 3
J3	FY 2021 Probation Residential Services.....	J-4

MICHIGAN DEPARTMENT OF CORRECTIONS
Organizational Chart
As of December 31, 2021



Court Dispositions



This section contains data on statewide felony court dispositions broken down by offense, sentencing county and type of disposition. Offenders may have committed multiple offenses that the felony courts handle as a single court disposition or sentencing event. Both offender-based data and offense-based data have distinct uses that are not interchangeable, therefore, offender-based data is presented in **A1 Series of Tables**, and offense-specific data is presented in **A2 Series of Tables**.

Tables A and **A1** through **A1c** aggregate multiple offenses and/or disposition (sentencing) dates into offenders. In other words, offenders with multiple offenses and/or multiple dispositions from the same sentencing county during the year were reported as follows:

- Offenses/Dispositions for the same offender that occurred on different days were reported as separate disposition events. (It is possible that these separate events were combination events, as discussed in the next bullet.)
- Offenses/Dispositions for the same offender that occurred on the same day were aggregated together into one disposition event using the following sequence in order to report the most severe details for the disposition:
 - The most severe disposition was reported (e.g., a disposition to prison was reported over a disposition to jail).
 - If the dispositions were of equal severity, then the disposition with the longest minimum term was reported.
 - If the dispositions and minimum terms were of equal severity, then the disposition with the longest maximum term was reported. (Minimum term is used as the first severity tie-breaker, since it represents the minimum penalty imposed by the judge based on the mitigating/aggravating facts of the offender's current criminal activity, whereas the maximum term represents the Legislature's statutory limitations on judicial discretion for the current criminal activity.)

The **A1 Series of Tables** are based on offenders, so multiple offenses/dispositions for the same offender are aggregated and reported per the above sequence.

Table A shows the statewide prison commitment rates of offenders for the current year and the previous ten years.

Table A1 shows the court dispositions of offenders broken down by disposition type and by sentencing county within each of the ten Field Operations Administration (FOA) regions and two FOA territories.

Tables A1a through **A1c** show the information in **Table A1** broken down by major crime categories (i.e., non-assaultive, drug and assaultive offenses).

The **A2 Series of Tables** are based on all offenses, so multiple offenses/dispositions for the same offender are reported individually by offense.

Table A2 shows the court dispositions of offenses broken down by disposition type and offense.

Tables A2a through **A2c** show the information in **Table A2** broken down by major crime categories (i.e., non-assaultive, drug and assaultive offenses).

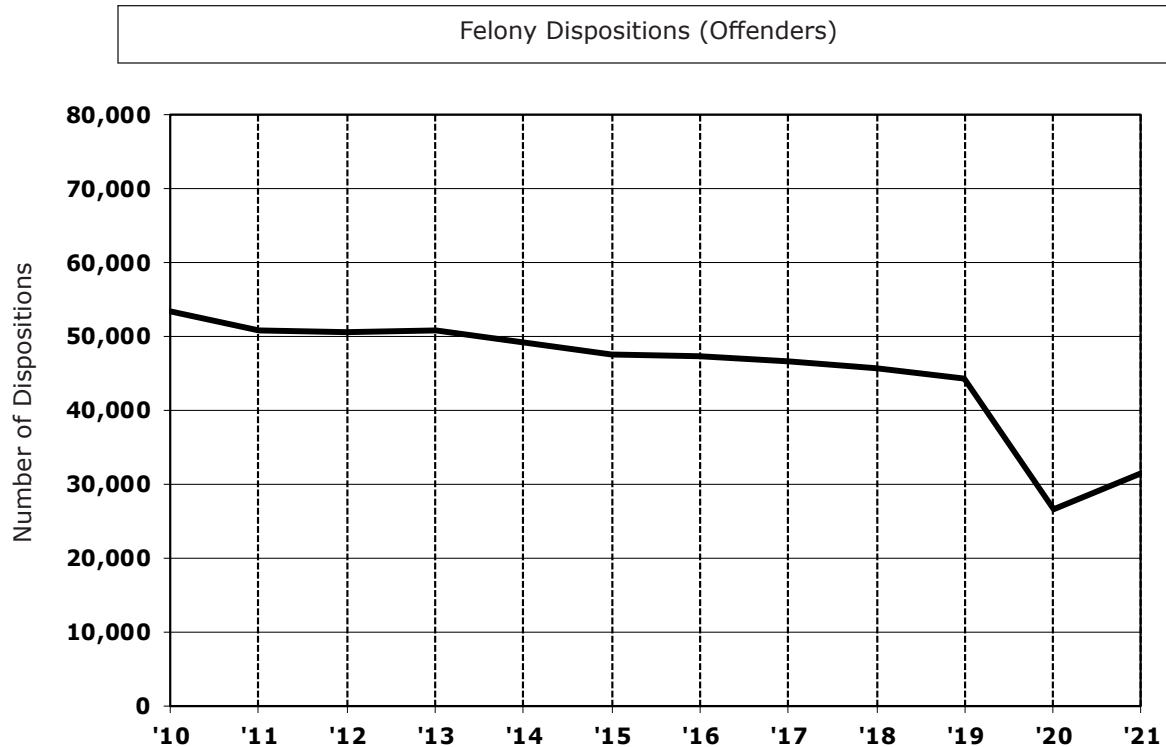
The crimes in the **A2 Series of Tables** are sorted by Michigan Compiled Law (MCL) numbers and Prosecuting Attorney's Coordinating Council (PACC) codes (the sort order used since 1999). Since this sort order keeps related codes together, similar crimes that have identical maximum penalties are not consolidated. This level of detail provides much richer information, but the reader must be careful to watch for related codes when attempting to examine the frequency and disposition pattern for a particular type of crime. For example, several separate offense codes appear for the crime of first degree criminal sexual conduct (750.520B--) because each code represents a specific characteristic of the offense.

A Statewide Prison Commitment Rates

Calendar Years 2010 - 2021

Page 1 of 2

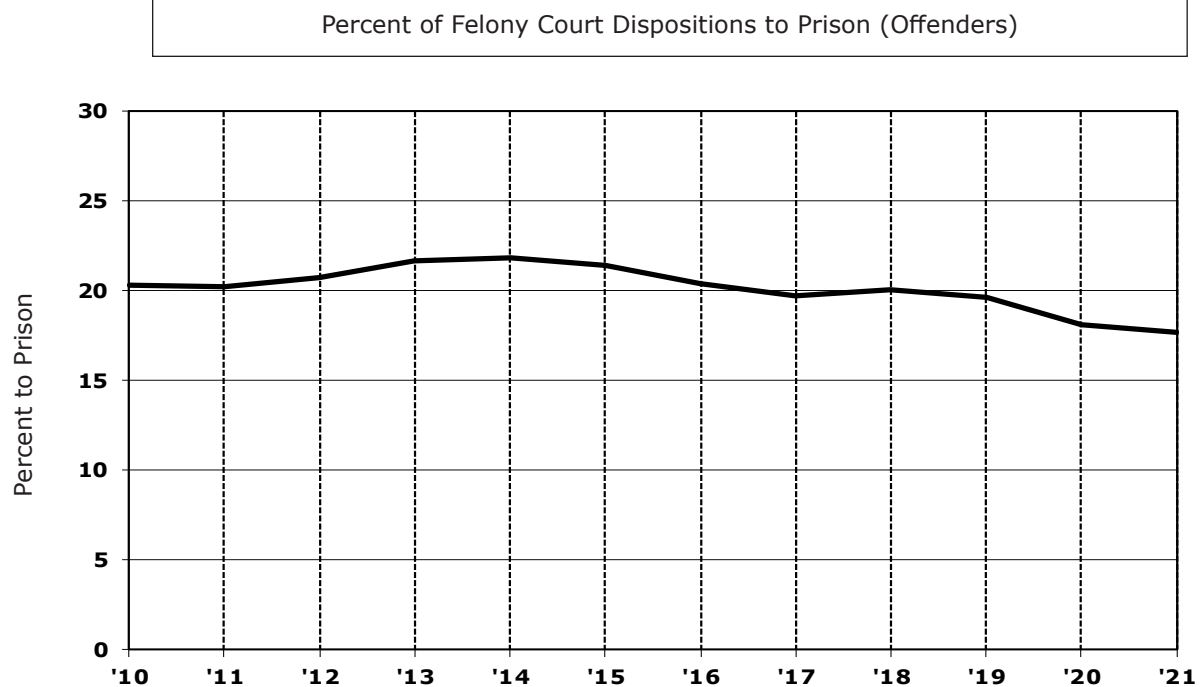
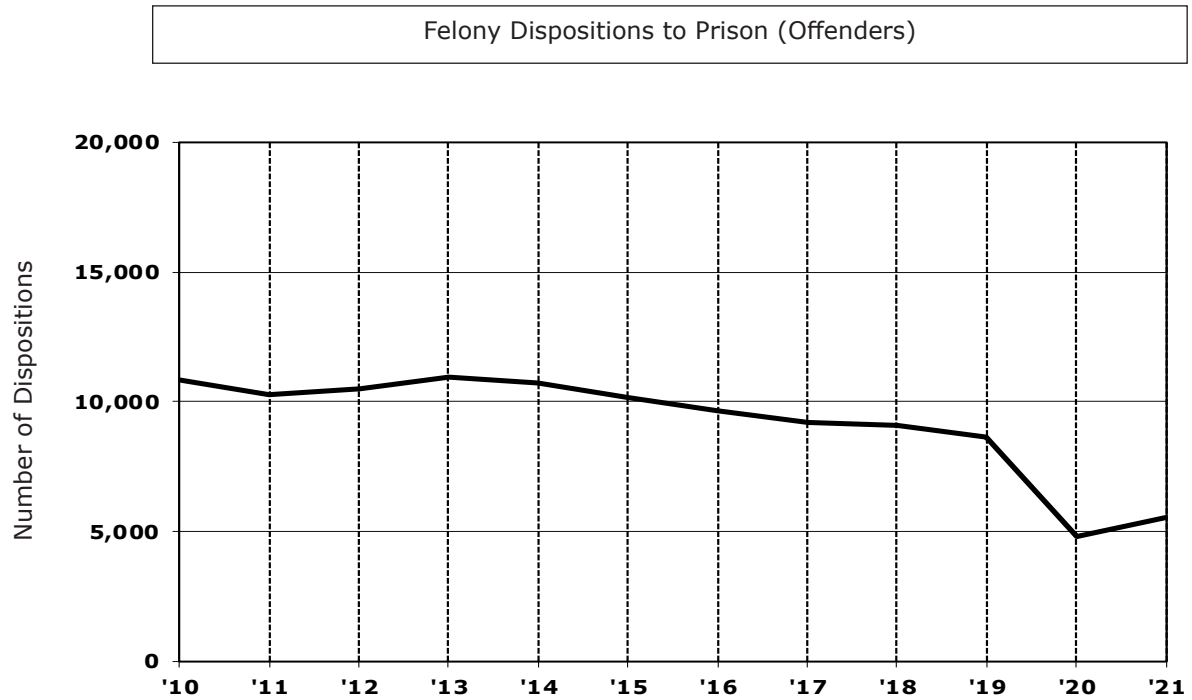
Year	Felony Dispositions (Offenders)	Felony Dispositions to Prison	Percent of Felony Dispositions to Prison
2010	53,422	10,831	20.3
2011	50,862	10,287	20.2
2012	50,641	10,476	20.7
2013	50,817	10,969	21.6
2014	49,201	10,732	21.8
2015	47,480	10,159	21.4
2016	47,347	9,648	20.4
2017	46,684	9,188	19.7
2018	45,626	9,108	20.0
2019	44,177	8,669	19.6
2020	26,591	4,815	18.1
2021	31,401	5,552	17.7



Source: OMNI Court Disposition Extracts

A Statewide Prison Commitment Rates

Calendar Years 2010 - 2021
Page 2 of 2



A1 2021 Criminal Court Dispositions (Offenders) by FOA Territory, Region and County - All Offenses

Page 1 of 2

	Total	Prison ¹	Jail	Jail/ Probation ²	Proba- tion ²	Other ³	Percents				
							Prison ¹	Jail	Jail/ Probation ²	Proba- tion ²	Other ³
STATE TOTALS	31,401	5,552	6,559	13,457	5,530	303	17.7	20.9	42.9	17.6	1.0
OUTSTATE TERRITORY TOTALS	18,906	3,928	4,574	8,614	1,558	232	20.8	24.2	45.6	8.2	1.2
FOA REGION 1 TOTALS	957	271	220	398	62	6	28.3	23.0	41.6	6.5	.6
02 Alger	45	11	5	28	1		24.4	11.1	62.2	2.2	
07 Baraga	23	11	1	7	1	3	47.8	4.3	30.4	4.3	13.0
17 Chippewa	157	50	52	52	2	1	31.8	33.1	33.1	1.3	.6
21 Delta	128	37	40	44	7		28.9	31.3	34.4	5.5	
22 Dickinson	93	24	11	57	1		25.8	11.8	61.3	1.1	
27 Gogebic	57	20	10	26	1		35.1	17.5	45.6	1.8	
31 Houghton	25	7	7	10	1		28.0	28.0	40.0	4.0	
36 Iron	31	5	3	22	1		16.1	9.7	71.0	3.2	
42 Keweenaw	1		1					100.0			
48 Luce	48	14	21	10	2	1	29.2	43.8	20.8	4.2	2.1
49 Mackinac	43	6	17	12	8		14.0	39.5	27.9	18.6	
52 Marquette	198	58	24	89	27		29.3	12.1	44.9	13.6	
55 Menominee	65	14	17	24	9	1	21.5	26.2	36.9	13.8	1.5
66 Ontonagon	16	6	4	6			37.5	25.0	37.5		
77 Schoolcraft	27	8	7	11	1		29.6	25.9	40.7	3.7	
FOA REGION 2 TOTALS	979	253	194	441	80	11	25.8	19.8	45.0	8.2	1.1
05 Antrim	41	11	11	16	2	1	26.8	26.8	39.0	4.9	2.4
10 Benzie	74	13	7	43	11		17.6	9.5	58.1	14.9	
15 Charlevoix	91	35	31	25			38.5	34.1	27.5		
24 Emmet	111	34	20	26	31		30.6	18.0	23.4	27.9	
28 Grand Traverse	202	71	36	93	2		35.1	17.8	46.0	1.0	
40 Kalkaska	94	17	41	24	7	5	18.1	43.6	25.5	7.4	5.3
45 Leelanau	13	5	2	6			38.5	15.4	46.2		
51 Manistee	104	29		58	17		27.9		55.8	16.3	
57 Missaukee	79	13	11	49	3	3	16.5	13.9	62.0	3.8	3.8
83 Wexford	170	25	35	101	7	2	14.7	20.6	59.4	4.1	1.2
FOA REGION 3 TOTALS	1,086	229	241	417	183	16	21.1	22.2	38.4	16.9	1.5
01 Alcona	31	7	3	18	3		22.6	9.7	58.1	9.7	
04 Alpena	132	26	24	78	2	2	19.7	18.2	59.1	1.5	1.5
16 Cheboygan	123	31	21	2	68	1	25.2	17.1	1.6	55.3	.8
20 Crawford	127	22	25	63	17		17.3	19.7	49.6	13.4	
35 Iosco	99	19	25	55			19.2	25.3	55.6		
60 Montmorency	29	4	6	17		2	13.8	20.7	58.6		6.9
65 Ogemaw	125	17	29	50	27	2	13.6	23.2	40.0	21.6	1.6
68 Oscoda	56	14	9	24	9		25.0	16.1	42.9	16.1	
69 Otsego	156	48	49	35	18	6	30.8	31.4	22.4	11.5	3.8
71 Presque Isle	28	9	8		11		32.1	28.6		39.3	
72 Roscommon	180	32	42	75	28	3	17.8	23.3	41.7	15.6	1.7
FOA REGION 4 TOTALS	5,813	1,301	1,320	2,902	224	66	22.4	22.7	49.9	3.9	1.1
03 Allegan	772	101	243	415	6	7	13.1	31.5	53.8	.8	.9
08 Barry	239	40	15	153	24	7	16.7	6.3	64.0	10.0	2.9
34 Ionia	189	107	10	63	9		56.6	5.3	33.3	4.8	
41 Kent	1,981	434	609	779	126	33	21.9	30.7	39.3	6.4	1.7
43 Lake	66	10	7	49			15.2	10.6	74.2		
53 Mason	128	18	5	99	6		14.1	3.9	77.3	4.7	
54 Mecosta	226	44	12	166	4		19.5	5.3	73.5	1.8	
59 Montcalm	307	129	43	134	1		42.0	14.0	43.6	.3	
61 Muskegon	862	184	210	443	19	6	21.3	24.4	51.4	2.2	.7
62 Newaygo	226	52	23	151			23.0	10.2	66.8		
64 Oceana	120	14	19	77	9	1	11.7	15.8	64.2	7.5	.8
67 Osceola	121	39	15	64	1	2	32.2	12.4	52.9	.8	1.7
70 Ottawa	576	129	109	309	19	10	22.4	18.9	53.6	3.3	1.7

A1 2021 Criminal Court Dispositions (Offenders) by FOA Territory, Region and County — All Offenses

Page 2 of 2

	Total	Prison ¹	Jail	Jail/ Probation ²	Probation ²	Other ³	Percents				
							Prison ¹	Jail	Jail/ Probation ²	Probation ²	Other ³
STATE TOTALS	31,401	5,552	6,559	13,457	5,530	303	17.7	20.9	42.9	17.6	1.0
(Cont'd.) OUTSTATE TERRITORY TOTALS	18,906	3,928	4,574	8,614	1,558	232	20.8	24.2	45.6	8.2	1.2
FOA REGION 5 TOTALS	2,079	470	323	904	368	14	22.6	15.5	43.5	17.7	.7
06 Arenac	76	23	20	32	1		30.3	26.3	42.1	1.3	
09 Bay	306	55	64	124	61	2	18.0	20.9	40.5	19.9	.7
18 Clare	227	36	30	79	79	3	15.9	13.2	34.8	34.8	1.3
26 Gladwin	150	32	19	72	25	2	21.3	12.7	48.0	16.7	1.3
29 Gratiot	137	56	12	67	2		40.9	8.8	48.9	1.5	
37 Isabella	468	98	52	315	2	1	20.9	11.1	67.3	.4	.2
56 Midland	193	33	23	107	30		17.1	11.9	55.4	15.5	
73 Saginaw	522	137	103	108	168	6	26.2	19.7	20.7	32.2	1.1
FOA REGION 6 TOTALS	2,789	580	542	1,288	361	18	20.8	19.4	46.2	12.9	.6
25 Genesee	1,060	231	101	489	234	5	21.8	9.5	46.1	22.1	.5
32 Huron	124	29	18	67	9	1	23.4	14.5	54.0	7.3	.8
44 Lapeer	227	34	35	156		2	15.0	15.4	68.7		.9
74 St. Clair	764	154	281	270	58	1	20.2	36.8	35.3	7.6	.1
76 Sanilac	158	30	30	83	13	2	19.0	19.0	52.5	8.2	1.3
78 Shiawassee	181	64	18	98	1		35.4	9.9	54.1	.6	
79 Tuscola	275	38	59	125	46	7	13.8	21.5	45.5	16.7	2.5
FOA REGION 7 TOTALS	1,175	223	237	677	19	19	19.0	20.2	57.6	1.6	1.6
19 Clinton	191	35	47	104	5		18.3	24.6	54.5	2.6	
23 Eaton	362	76	64	213	5	4	21.0	17.7	58.8	1.4	1.1
33 Ingham	622	112	126	360	9	15	18.0	20.3	57.9	1.4	2.4
FOA REGION 8 TOTALS	4,028	601	1,497	1,587	261	82	14.9	37.2	39.4	6.5	2.0
11 Berrien	1,165	238	420	477	12	18	20.4	36.1	40.9	1.0	1.5
12 Branch	280	34	67	172	1	6	12.1	23.9	61.4	.4	2.1
13 Calhoun	578	61	214	88	207	8	10.6	37.0	15.2	35.8	1.4
14 Cass	219	31	86	94	3	5	14.2	39.3	42.9	1.4	2.3
39 Kalamazoo	1,050	107	432	471	10	30	10.2	41.1	44.9	1.0	2.9
75 St. Joseph	290	54	128	89	14	5	18.6	44.1	30.7	4.8	1.7
80 Van Buren	446	76	150	196	14	10	17.0	33.6	43.9	3.1	2.2
METROPOLITAN TERRITORY TOTALS	12,495	1,624	1,985	4,843	3,972	71	13.0	15.9	38.8	31.8	.6
FOA REGION 9 TOTALS	2,496	393	476	1,305	308	14	15.7	19.1	52.3	12.3	.6
30 Hillsdale	83	22	13	42	6		26.5	15.7	50.6	7.2	
38 Jackson	880	140	205	487	48		15.9	23.3	55.3	5.5	
46 Lenawee	180	36	24	98	22		20.0	13.3	54.4	12.2	
47 Livingston	491	76	85	286	43	1	15.5	17.3	58.2	8.8	.2
58 Monroe	368	62	73	228	3	2	16.8	19.8	62.0	.8	.5
81 Washtenaw	494	57	76	164	186	11	11.5	15.4	33.2	37.7	2.2
FOA REGION 10 TOTALS	9,999	1,231	1,509	3,538	3,664	57	12.3	15.1	35.4	36.6	.6
50 Macomb	2,442	285	453	1,128	542	34	11.7	18.6	46.2	22.2	1.4
63 Oakland	3,211	408	907	1,683	194	19	12.7	28.2	52.4	6.0	.6
82 Wayne	4,346	538	149	727	2,928	4	12.4	3.4	16.7	67.4	.1

¹ Includes HYTA Prison.

² Includes Delayed and Suspended Sentences, HYTA Probation, and SAI Probation.

³ Includes Restitution, Fines, Costs, Community Service and DHS sentences.

Source: OMNI Court Disposition Extracts

A1a 2021 Criminal Court Dispositions (Offenders) by FOA Territory, Region and County - Non-Assaultive Offenses

Page 1 of 2

	Total	Prison ¹	Jail	Jail/ Probation ²	Probation ²	Other ³	Percents				
							Prison ¹	Jail	Jail/ Probation ²	Probation ²	Other ³
STATE TOTALS	14,145	1,879	2,830	6,148	3,137	151	13.3	20.0	43.5	22.2	1.1
OUTSTATE TERRITORY TOTALS	7,520	1,259	1,832	3,637	685	107	16.7	24.4	48.4	9.1	1.4
FOA REGION 1 TOTALS	293	76	74	122	20	1	25.9	25.3	41.6	6.8	.3
02 Alger	18	5	1	11	1		27.8	5.6	61.1	5.6	
07 Baraga	9	5		4			55.6		44.4		
17 Chippewa	55	17	20	18			30.9	36.4	32.7		
21 Delta	29	4	7	14	4		13.8	24.1	48.3	13.8	
22 Dickinson	27	7	3	17			25.9	11.1	63.0		
27 Gogebic	19	7	5	6	1		36.8	26.3	31.6	5.3	
31 Houghton	9	2	3	3	1		22.2	33.3	33.3	11.1	
36 Iron	9			9					100.0		
42 Keweenaw	0										
48 Luce	17	5	7	4		1	29.4	41.2	23.5		5.9
49 Mackinac	22	2	8	6	6		9.1	36.4	27.3	27.3	
52 Marquette	47	18	12	12	5		38.3	25.5	25.5	10.6	
55 Menominee	16	1	3	10	2		6.3	18.8	62.5	12.5	
66 Ontonagon	6	2	2	2			33.3	33.3	33.3		
77 Schoolcraft	10	1	3	6			10.0	30.0	60.0		
FOA REGION 2 TOTALS	313	74	62	148	26	3	23.6	19.8	47.3	8.3	1.0
05 Antrim	16	4	1	9	1	1	25.0	6.3	56.3	6.3	6.3
10 Benzie	34	3	3	24	4		8.8	8.8	70.6	11.8	
15 Charlevoix	26	8	8	10			30.8	30.8	38.5		
24 Emmet	44	12	8	16	8		27.3	18.2	36.4	18.2	
28 Grand Traverse	70	20	17	33			28.6	24.3	47.1		
40 Kalkaska	30	5	12	8	5		16.7	40.0	26.7	16.7	
45 Leelanau	6	2		4			33.3		66.7		
51 Manistee	37	12		18	7		32.4		48.6	18.9	
57 Missaukee	14	3	2	7	1	1	21.4	14.3	50.0	7.1	7.1
83 Wexford	36	5	11	19		1	13.9	30.6	52.8		2.8
FOA REGION 3 TOTALS	386	69	79	149	85	4	17.9	20.5	38.6	22.0	1.0
01 Alcona	15	2	2	8	3		13.3	13.3	53.3	20.0	
04 Alpena	36	5	9	20	1	1	13.9	25.0	55.6	2.8	2.8
16 Cheboygan	53	13	13		27		24.5	24.5		50.9	
20 Crawford	39	8	3	23	5		20.5	7.7	59.0	12.8	
35 Iosco	37	7	7	23			18.9	18.9	62.2		
60 Montmorency	8	1	1	4		2	12.5	12.5	50.0		25.0
65 Ogemaw	45	3	9	17	15	1	6.7	20.0	37.8	33.3	2.2
68 Oscoda	23	4	2	10	7		17.4	8.7	43.5	30.4	
69 Otsego	51	14	16	13	8		27.5	31.4	25.5	15.7	
71 Presque Isle	14	4	3		7		28.6	21.4		50.0	
72 Roscommon	65	8	14	31	12		12.3	21.5	47.7	18.5	
FOA REGION 4 TOTALS	2,509	500	560	1,297	121	31	19.9	22.3	51.7	4.8	1.2
03 Allegan	248	26	76	140	4	2	10.5	30.6	56.5	1.6	.8
08 Barry	73	11	5	47	7	3	15.1	6.8	64.4	9.6	4.1
34 Ionia	78	48	3	20	7		61.5	3.8	25.6	9.0	
41 Kent	1,052	187	288	484	78	15	17.8	27.4	46.0	7.4	1.4
43 Lake	34	5	3	26			14.7	8.8	76.5		
53 Mason	36	3		32	1		8.3		88.9	2.8	
54 Mecosta	81	13	2	64	2		16.0	2.5	79.0	2.5	
59 Montcalm	120	53	21	45	1		44.2	17.5	37.5	.8	
61 Muskegon	376	76	97	195	5	3	20.2	25.8	51.9	1.3	.8
62 Newaygo	92	21	8	63			22.8	8.7	68.5		
64 Oceana	34	5	8	18	3		14.7	23.5	52.9	8.8	
67 Osceola	49	12	5	31		1	24.5	10.2	63.3		2.0
70 Ottawa	236	40	44	132	13	7	16.9	18.6	55.9	5.5	3.0

A1a 2021 Criminal Court Dispositions (Offenders) by FOA Territory, Region and County — Non-Assaultive Offenses

Page 2 of 2

	Total	Prison ¹	Jail	Jail/ Probation ²	Probation ²	Other ³	Percents				
							Prison ¹	Jail	Jail/ Probation ²	Probation ²	Other ³
STATE TOTALS	14,145	1,879	2,830	6,148	3,137	151	13.3	20.0	43.5	22.2	1.1
(Cont'd.)											
OUTSTATE TERRITORY TOTALS	7,520	1,259	1,832	3,637	685	107	16.7	24.4	48.4	9.1	1.4
FOA REGION 5 TOTALS	813	151	138	357	160	7	18.6	17.0	43.9	19.7	.9
06 Arenac	28	8	10	10			28.6	35.7	35.7		
09 Bay	120	14	25	49	31	1	11.7	20.8	40.8	25.8	.8
18 Clare	69	10	9	26	22	2	14.5	13.0	37.7	31.9	2.9
26 Gladwin	57	10	7	31	9		17.5	12.3	54.4	15.8	
29 Gratiot	69	22	7	38	2		31.9	10.1	55.1	2.9	
37 Isabella	141	20	22	98	1		14.2	15.6	69.5	.7	
56 Midland	73	7	6	43	17		9.6	8.2	58.9	23.3	
73 Saginaw	256	60	52	62	78	4	23.4	20.3	24.2	30.5	1.6
FOA REGION 6 TOTALS	1,160	151	226	612	164	7	13.0	19.5	52.8	14.1	.6
25 Genesee	483	67	45	252	118	1	13.9	9.3	52.2	24.4	.2
32 Huron	54	7	8	33	6		13.0	14.8	61.1	11.1	
44 Lapeer	110	14	15	79		2	12.7	13.6	71.8		1.8
74 St. Clair	273	32	105	116	19	1	11.7	38.5	42.5	7.0	.4
76 Sanilac	56	6	11	33	5	1	10.7	19.6	58.9	8.9	1.8
78 Shiawassee	64	15	14	35			23.4	21.9	54.7		
79 Tuscola	120	10	28	64	16	2	8.3	23.3	53.3	13.3	1.7
FOA REGION 7 TOTALS	517	66	113	317	10	11	12.8	21.9	61.3	1.9	2.1
19 Clinton	66	12	16	35	3		18.2	24.2	53.0	4.5	
23 Eaton	150	20	31	94	2	3	13.3	20.7	62.7	1.3	2.0
33 Ingham	301	34	66	188	5	8	11.3	21.9	62.5	1.7	2.7
FOA REGION 8 TOTALS	1,529	172	580	635	99	43	11.2	37.9	41.5	6.5	2.8
11 Berrien	481	59	192	211	6	13	12.3	39.9	43.9	1.2	2.7
12 Branch	87	16	21	45		5	18.4	24.1	51.7		5.7
13 Calhoun	199	20	69	31	77	2	10.1	34.7	15.6	38.7	1.0
14 Cass	78	9	32	33	2	2	11.5	41.0	42.3	2.6	2.6
39 Kalamazoo	468	41	174	232	7	14	8.8	37.2	49.6	1.5	3.0
75 St. Joseph	76	11	38	23	2	2	14.5	50.0	30.3	2.6	2.6
80 Van Buren	140	16	54	60	5	5	11.4	38.6	42.9	3.6	3.6
METROPOLITAN TERRITORY TOTALS	6,625	620	998	2,511	2,452	44	9.4	15.1	37.9	37.0	.7
FOA REGION 9 TOTALS	1,099	123	205	605	157	9	11.2	18.7	55.1	14.3	.8
30 Hillsdale	27	10	5	10	2		37.0	18.5	37.0	7.4	
38 Jackson	362	43	67	231	21		11.9	18.5	63.8	5.8	
46 Lenawee	68	10	9	40	9		14.7	13.2	58.8	13.2	
47 Livingston	245	30	48	138	28	1	12.2	19.6	56.3	11.4	.4
58 Monroe	147	19	39	86	2	1	12.9	26.5	58.5	1.4	.7
81 Washtenaw	250	11	37	100	95	7	4.4	14.8	40.0	38.0	2.8
FOA REGION 10 TOTALS	5,526	497	793	1,906	2,295	35	9.0	14.4	34.5	41.5	.6
50 Macomb	1,052	108	212	484	224	24	10.3	20.2	46.0	21.3	2.3
63 Oakland	1,755	170	504	957	115	9	9.7	28.7	54.5	6.6	.5
82 Wayne	2,719	219	77	465	1,956	2	8.1	2.8	17.1	71.9	.1

¹ Includes HYTA Prison.

² Includes Delayed and Suspended Sentences, HYTA Probation, and SAI Probation.

³ Includes Restitution, Fines, Costs, Community Service and DHS sentences.

Source: OMNI Court Disposition Extracts

A1b 2021 Criminal Court Dispositions (Offenders) by FOA Territory, Region and County - Drug Offenses

Page 1 of 2

	Total	Prison ¹	Jail	Jail/ Probation ²	Proba- tion ²	Other ³	Percents				
							Prison ¹	Jail	Jail/ Probation ²	Proba- tion ²	Other ³
STATE TOTALS	8,243	1,116	2,044	3,840	1,171	72	13.5	24.8	46.6	14.2	.9
OUTSTATE TERRITORY TOTALS	5,666	954	1,495	2,672	483	62	16.8	26.4	47.2	8.5	1.1
FOA REGION 1 TOTALS	412	106	95	181	29	1	25.7	23.1	43.9	7.0	.2
02 Alger	18	2	3	13			11.1	16.7	72.2		
07 Baraga	5	2	1	2			40.0	20.0	40.0		
17 Chippewa	66	22	21	21	1	1	33.3	31.8	31.8	1.5	1.5
21 Delta	69	22	28	18	1		31.9	40.6	26.1	1.4	
22 Dickinson	40	11	3	26			27.5	7.5	65.0		
27 Gogebic	23	9	3	11			39.1	13.0	47.8		
31 Houghton	10	4	2	4			40.0	20.0	40.0		
36 Iron	12	1	2	8	1		8.3	16.7	66.7	8.3	
42 Keweenaw	0										
48 Luce	24	7	10	5	2		29.2	41.7	20.8	8.3	
49 Mackinac	14	2	7	4	1		14.3	50.0	28.6	7.1	
52 Marquette	95	13	6	56	20		13.7	6.3	58.9	21.1	
55 Menominee	26	6	9	8	3		23.1	34.6	30.8	11.5	
66 Ontonagon	1			1					100.0		
77 Schoolcraft	9	5		4			55.6		44.4		
FOA REGION 2 TOTALS	406	86	86	199	32	3	21.2	21.2	49.0	7.9	.7
05 Antrim	11	5	3	2	1		45.5	27.3	18.2	9.1	
10 Benzie	27	3	3	15	6		11.1	11.1	55.6	22.2	
15 Charlevoix	40	17	14	9			42.5	35.0	22.5		
24 Emmet	28	9	5	6	8		32.1	17.9	21.4	28.6	
28 Grand Traverse	67	25	11	30	1		37.3	16.4	44.8	1.5	
40 Kalkaska	40	5	24	9		2	12.5	60.0	22.5		5.0
45 Leelanau	2		2					100.0			
51 Manistee	44	4		31	9		9.1		70.5	20.5	
57 Missaukee	50	5	7	37	1		10.0	14.0	74.0	2.0	
83 Wexford	97	13	17	60	6	1	13.4	17.5	61.9	6.2	1.0
FOA REGION 3 TOTALS	423	78	105	171	60	9	18.4	24.8	40.4	14.2	2.1
01 Alcona	7	1	1	5			14.3	14.3	71.4		
04 Alpena	57	13	7	36	1		22.8	12.3	63.2	1.8	
16 Cheboygan	40	10	4	1	24	1	25.0	10.0	2.5	60.0	2.5
20 Crawford	62	5	15	33	9		8.1	24.2	53.2	14.5	
35 Iosco	34	4	12	18			11.8	35.3	52.9		
60 Montmorency	14	2	2	10			14.3	14.3	71.4		
65 Ogemaw	47	5	16	18	8		10.6	34.0	38.3	17.0	
68 Oscoda	20	5	5	9	1		25.0	25.0	45.0	5.0	
69 Otsego	67	22	20	14	6	5	32.8	29.9	20.9	9.0	7.5
71 Presque Isle	7	2	3		2		28.6	42.9		28.6	
72 Roscommon	68	9	20	27	9	3	13.2	29.4	39.7	13.2	4.4
FOA REGION 4 TOTALS	1,534	279	385	809	47	14	18.2	25.1	52.7	3.1	.9
03 Allegan	321	30	118	168	2	3	9.3	36.8	52.3	.6	.9
08 Barry	89	7	8	57	13	4	7.9	9.0	64.0	14.6	4.5
34 Ionia	39	16	4	17	2		41.0	10.3	43.6	5.1	
41 Kent	337	70	135	111	16	5	20.8	40.1	32.9	4.7	1.5
43 Lake	16	1	2	13			6.3	12.5	81.3		
53 Mason	53	9	3	37	4		17.0	5.7	69.8	7.5	
54 Mecosta	83	16	2	65			19.3	2.4	78.3		
59 Montcalm	92	33	9	50			35.9	9.8	54.3		
61 Muskegon	180	35	52	86	5	2	19.4	28.9	47.8	2.8	1.1
62 Newaygo	88	18	11	59			20.5	12.5	67.0		
64 Oceana	41	4	5	30	2		9.8	12.2	73.2	4.9	
67 Osceola	37	10	5	22			27.0	13.5	59.5		
70 Ottawa	158	30	31	94	3		19.0	19.6	59.5	1.9	

A1b 2021 Criminal Court Dispositions (Offenders) by FOA Territory, Region and County — Drug Offenses

Page 2 of 2

	Total	Prison ¹	Jail	Jail/ Probation ²	Probation ²	Other ³	Percents				
							Prison ¹	Jail	Jail/ Probation ²	Probation ²	Other ³
STATE TOTALS	8,243	1,116	2,044	3,840	1,171	72	13.5	24.8	46.6	14.2	.9
(Cont'd.)											
OUTSTATE TERRITORY TOTALS	5,666	954	1,495	2,672	483	62	16.8	26.4	47.2	8.5	1.1
FOA REGION 5 TOTALS	658	115	91	329	120	3	17.5	13.8	50.0	18.2	.5
06 Arenac	24	7	3	13	1		29.2	12.5	54.2	4.2	
09 Bay	87	5	15	47	19	1	5.7	17.2	54.0	21.8	1.1
18 Clare	87	14	14	28	31		16.1	16.1	32.2	35.6	
26 Gladwin	48	9	7	21	11		18.8	14.6	43.8	22.9	
29 Gratiot	24	10	3	11			41.7	12.5	45.8		
37 Isabella	244	48	20	174	1	1	19.7	8.2	71.3	.4	.4
56 Midland	37	6	8	18	5		16.2	21.6	48.6	13.5	
73 Saginaw	107	16	21	17	52	1	15.0	19.6	15.9	48.6	.9
FOA REGION 6 TOTALS	670	124	155	297	90	4	18.5	23.1	44.3	13.4	.6
25 Genesee	168	21	22	75	48	2	12.5	13.1	44.6	28.6	1.2
32 Huron	27	9	3	13	1	1	33.3	11.1	48.1	3.7	3.7
44 Lapeer	63	7	11	45			11.1	17.5	71.4		
74 St. Clair	264	53	98	86	27		20.1	37.1	32.6	10.2	
76 Sanilac	58	12	12	28	5	1	20.7	20.7	48.3	8.6	1.7
78 Shiawassee	50	16		34			32.0		68.0		
79 Tuscola	40	6	9	16	9		15.0	22.5	40.0	22.5	
FOA REGION 7 TOTALS	250	26	62	156	4	2	10.4	24.8	62.4	1.6	.8
19 Clinton	76	8	22	44	2		10.5	28.9	57.9	2.6	
23 Eaton	102	10	25	65	2		9.8	24.5	63.7	2.0	
33 Ingham	72	8	15	47		2	11.1	20.8	65.3		2.8
FOA REGION 8 TOTALS	1,313	140	516	530	101	26	10.7	39.3	40.4	7.7	2.0
11 Berrien	274	62	100	105	4	3	22.6	36.5	38.3	1.5	1.1
12 Branch	140	4	33	102		1	2.9	23.6	72.9		.7
13 Calhoun	204	8	85	29	80	2	3.9	41.7	14.2	39.2	1.0
14 Cass	103	8	42	49	1	3	7.8	40.8	47.6	1.0	2.9
39 Kalamazoo	279	18	137	113	2	9	6.5	49.1	40.5	.7	3.2
75 St. Joseph	127	16	59	41	8	3	12.6	46.5	32.3	6.3	2.4
80 Van Buren	186	24	60	91	6	5	12.9	32.3	48.9	3.2	2.7
METROPOLITAN TERRITORY TOTALS	2,577	162	549	1,168	688	10	6.3	21.3	45.3	26.7	.4
FOA REGION 9 TOTALS	666	82	141	369	72	2	12.3	21.2	55.4	10.8	.3
30 Hillsdale	32	6	2	22	2		18.8	6.3	68.8	6.3	
38 Jackson	305	45	82	161	17		14.8	26.9	52.8	5.6	
46 Lenawee	44	5	6	26	7		11.4	13.6	59.1	15.9	
47 Livingston	97	7	17	64	9		7.2	17.5	66.0	9.3	
58 Monroe	120	17	20	81	1	1	14.2	16.7	67.5	.8	.8
81 Washtenaw	68	2	14	15	36	1	2.9	20.6	22.1	52.9	1.5
FOA REGION 10 TOTALS	1,911	80	408	799	616	8	4.2	21.4	41.8	32.2	.4
50 Macomb	786	21	158	392	212	3	2.7	20.1	49.9	27.0	.4
63 Oakland	624	40	218	334	27	5	6.4	34.9	53.5	4.3	.8
82 Wayne	501	19	32	73	377		3.8	6.4	14.6	75.2	

¹ Includes HYTA Prison.

² Includes Delayed and Suspended Sentences, HYTA Probation, and SAI Probation.

³ Includes Restitution, Fines, Costs, Community Service and DHS sentences.

Source: OMNI Court Disposition Extracts

A1c 2021 Criminal Court Dispositions (Offenders) by FOA Territory, Region and County - Assaultive Offenses

Page 1 of 2

	Total	Prison ¹	Jail	Jail/ Probation ²	Probation ²	Other ³	Percents				
							Prison ¹	Jail	Jail/ Probation ²	Probation ²	Other ³
STATE TOTALS	8,992	2,555	1,680	3,463	1,216	78	28.4	18.7	38.5	13.5	.9
OUTSTATE TERRITORY TOTALS	5,703	1,713	1,243	2,301	385	61	30.0	21.8	40.3	6.8	1.1
FOA REGION 1 TOTALS	252	89	51	95	13	4	35.3	20.2	37.7	5.2	1.6
02 Alger	9	4	1	4			44.4	11.1	44.4		
07 Baraga	9	4		1	1	3	44.4		11.1	11.1	33.3
17 Chippewa	36	11	11	13	1		30.6	30.6	36.1	2.8	
21 Delta	30	11	5	12	2		36.7	16.7	40.0	6.7	
22 Dickinson	26	6	5	14	1		23.1	19.2	53.8	3.8	
27 Gogebic	15	4	2	9			26.7	13.3	60.0		
31 Houghton	6	1	2	3			16.7	33.3	50.0		
36 Iron	10	4	1	5			40.0	10.0	50.0		
42 Keweenaw	1		1					100.0			
48 Luce	7	2	4	1			28.6	57.1	14.3		
49 Mackinac	7	2	2	2	1		28.6	28.6	28.6	14.3	
52 Marquette	56	27	6	21	2		48.2	10.7	37.5	3.6	
55 Menominee	23	7	5	6	4	1	30.4	21.7	26.1	17.4	4.3
66 Ontonagon	9	4	2	3			44.4	22.2	33.3		
77 Schoolcraft	8	2	4	1	1		25.0	50.0	12.5	12.5	
FOA REGION 2 TOTALS	260	93	46	94	22	5	35.8	17.7	36.2	8.5	1.9
05 Antrim	14	2	7	5			14.3	50.0	35.7		
10 Benzie	13	7	1	4	1		53.8	7.7	30.8	7.7	
15 Charlevoix	25	10	9	6			40.0	36.0	24.0		
24 Emmet	39	13	7	4	15		33.3	17.9	10.3	38.5	
28 Grand Traverse	65	26	8	30	1		40.0	12.3	46.2	1.5	
40 Kalkaska	24	7	5	7	2	3	29.2	20.8	29.2	8.3	12.5
45 Leelanau	5	3		2			60.0		40.0		
51 Manistee	23	13		9	1		56.5		39.1	4.3	
57 Missaukee	15	5	2	5	1	2	33.3	13.3	33.3	6.7	13.3
83 Wexford	37	7	7	22	1		18.9	18.9	59.5	2.7	
FOA REGION 3 TOTALS	275	81	57	97	37	3	29.5	20.7	35.3	13.5	1.1
01 Alcona	9	4		5			44.4		55.6		
04 Alpena	39	8	8	22		1	20.5	20.5	56.4		2.6
16 Cheboygan	30	8	4	1	17		26.7	13.3	3.3	56.7	
20 Crawford	26	9	7	7	3		34.6	26.9	26.9	11.5	
35 Iosco	28	8	6	14			28.6	21.4	50.0		
60 Montmorency	7	1	3	3			14.3	42.9	42.9		
65 Ogemaw	33	9	4	15	4	1	27.3	12.1	45.5	12.1	3.0
68 Oscoda	13	5	2	5	1		38.5	15.4	38.5	7.7	
69 Otsego	37	11	13	8	4	1	29.7	35.1	21.6	10.8	2.7
71 Presque Isle	6	3	2		1		50.0	33.3		16.7	
72 Roscommon	47	15	8	17	7		31.9	17.0	36.2	14.9	
FOA REGION 4 TOTALS	1,765	522	374	793	56	20	29.6	21.2	44.9	3.2	1.1
03 Allegan	203	45	49	107		2	22.2	24.1	52.7		1.0
08 Barry	77	22	2	49	4		28.6	2.6	63.6	5.2	
34 Ionia	72	43	3	26			59.7	4.2	36.1		
41 Kent	590	177	185	183	32	13	30.0	31.4	31.0	5.4	2.2
43 Lake	16	4	2	10			25.0	12.5	62.5		
53 Mason	38	6	2	29	1		15.8	5.3	76.3	2.6	
54 Mecosta	62	15	8	37	2		24.2	12.9	59.7	3.2	
59 Montcalm	95	43	13	39			45.3	13.7	41.1		
61 Muskegon	304	73	61	161	9		24.0	20.1	53.0	3.0	
62 Newaygo	46	13	4	29			28.3	8.7	63.0		
64 Oceana	45	5	6	29	4	1	11.1	13.3	64.4	8.9	2.2
67 Osceola	35	17	5	11	1	1	48.6	14.3	31.4	2.9	2.9
70 Ottawa	182	59	34	83	3	3	32.4	18.7	45.6	1.6	1.6

A1c 2021 Criminal Court Dispositions (Offenders) by FOA Territory, Region and County — Assaultive Offenses

Page 2 of 2

	Total	Prison ¹	Jail	Jail/ Probation ²	Probation ²	Other ³	Percents				
							Prison ¹	Jail	Jail/ Probation ²	Probation ²	Other ³
STATE TOTALS	8,992	2,555	1,680	3,463	1,216	78	28.4	18.7	38.5	13.5	.9
(Cont'd.)											
OUTSTATE TERRITORY TOTALS	5,703	1,713	1,243	2,301	385	61	30.0	21.8	40.3	6.8	1.1
FOA REGION 5 TOTALS	606	204	94	218	87	3	33.7	15.5	36.0	14.4	.5
06 Arenac	24	8	7	9			33.3	29.2	37.5		
09 Bay	99	36	24	28	11		36.4	24.2	28.3	11.1	
18 Clare	71	12	7	25	26	1	16.9	9.9	35.2	36.6	1.4
26 Gladwin	43	13	5	20	4	1	30.2	11.6	46.5	9.3	2.3
29 Gratiot	44	24	2	18			54.5	4.5	40.9		
37 Isabella	83	30	10	43			36.1	12.0	51.8		
56 Midland	83	20	9	46	8		24.1	10.8	55.4	9.6	
73 Saginaw	159	61	30	29	38	1	38.4	18.9	18.2	23.9	.6
FOA REGION 6 TOTALS	952	304	159	378	104	7	31.9	16.7	39.7	10.9	.7
25 Genesee	407	143	34	162	66	2	35.1	8.4	39.8	16.2	.5
32 Huron	43	13	7	21	2		30.2	16.3	48.8	4.7	
44 Lapeer	54	13	9	32			24.1	16.7	59.3		
74 St. Clair	226	69	78	67	12		30.5	34.5	29.6	5.3	
76 Sanilac	44	12	7	22	3		27.3	15.9	50.0	6.8	
78 Shiawassee	66	33	3	29	1		50.0	4.5	43.9	1.5	
79 Tuscola	112	21	21	45	20	5	18.8	18.8	40.2	17.9	4.5
FOA REGION 7 TOTALS	407	131	61	204	5	6	32.2	15.0	50.1	1.2	1.5
19 Clinton	49	15	9	25			30.6	18.4	51.0		
23 Eaton	110	46	8	54	1	1	41.8	7.3	49.1	.9	.9
33 Ingham	248	70	44	125	4	5	28.2	17.7	50.4	1.6	2.0
FOA REGION 8 TOTALS	1,186	289	401	422	61	13	24.4	33.8	35.6	5.1	1.1
11 Berrien	410	117	128	161	2	2	28.5	31.2	39.3	.5	.5
12 Branch	53	14	13	25	1		26.4	24.5	47.2	1.9	
13 Calhoun	175	33	60	28	50	4	18.9	34.3	16.0	28.6	2.3
14 Cass	38	14	12	12			36.8	31.6	31.6		
39 Kalamazoo	303	48	121	126	1	7	15.8	39.9	41.6	.3	2.3
75 St. Joseph	87	27	31	25	4		31.0	35.6	28.7	4.6	
80 Van Buren	120	36	36	45	3		30.0	30.0	37.5	2.5	
METROPOLITAN TERRITORY TOTALS	3,289	842	437	1,162	831	17	25.6	13.3	35.3	25.3	.5
FOA REGION 9 TOTALS	731	188	130	331	79	3	25.7	17.8	45.3	10.8	.4
30 Hillsdale	24	6	6	10	2		25.0	25.0	41.7	8.3	
38 Jackson	213	52	56	95	10		24.4	26.3	44.6	4.7	
46 Lenawee	68	21	9	32	6		30.9	13.2	47.1	8.8	
47 Livingston	149	39	20	84	6		26.2	13.4	56.4	4.0	
58 Monroe	101	26	14	61			25.7	13.9	60.4		
81 Washtenaw	176	44	25	49	55	3	25.0	14.2	27.8	31.3	1.7
FOA REGION 10 TOTALS	2,558	654	307	831	752	14	25.6	12.0	32.5	29.4	.5
50 Macomb	602	156	82	251	106	7	25.9	13.6	41.7	17.6	1.2
63 Oakland	831	198	185	391	52	5	23.8	22.3	47.1	6.3	.6
82 Wayne	1,125	300	40	189	594	2	26.7	3.6	16.8	52.8	.2

¹ Includes HYTA Prison.

² Includes Delayed and Suspended Sentences, HYTA Probation, and SAI Probation.

³ Includes Restitution, Fines, Costs, Community Service and DHS sentences.

Source: OMNI Court Disposition Extracts

2021 Criminal Court Dispositions by Offense and Type of Disposition — All Offenses

Page 1 of 30

			DISPOSITIONS					
Compiled Laws	Offense	Max. Penalty	Total	Prison ¹	Jail	Jail/ Probation ²	Probation ²	Other ³
GRAND TOTAL			50,179	10,638	12,187	19,070	7,649	635
%				21.2%	24.3%	38.0%	15.2%	1.3%
VIOLATIONS			46,646	10,386	11,204	17,708	6,793	555
ATTEMPTS			3,533	252	983	1,362	856	80
10.33	Executive Orders - Violation	MISD	1					1
		ATTEMPTS						
28.173A	DNA Profiling - Refuse or Resist	MISD	2		2			
	Providing Samples	ATTEMPTS						
28.2143-A	Lien Info. - Unauthorized Disclosure -	MISD	4		4			
	93 Days Misdemeanor	ATTEMPTS						
28.243A	Fingerprinting - Refusal	MISD	2		2			
		ATTEMPTS						
28.2931	State ID Card - False Application	5						
		ATTEMPTS	1			1		
28.2951A-A	State ID Card - Alter/Forge/Use	10	1	1				
	to Commit Felony	ATTEMPTS						
28.2951B-A	State ID Card - Alter/Forge/Use	5	2			1	1	
	to Commit Felony or Misdemeanor	ATTEMPTS						
28.2952	State ID Card - 1 Year Misdemeanor	MISD	1		1			
		ATTEMPTS						
28.2952-A	State ID Card - Counterfeit/Forged-	5	2			1	1	
	Sale/Possessing w Intent to	ATTEMPTS	1				1	
28.422A	Weapons - Pistols, False Statement	4						
	on Sales Record	ATTEMPTS	1			1		
28.425B16	Weapons - Failure to Return	MISD	1			1		
	Suspended/Revoked CCW License	ATTEMPTS						
28.425J3	Weapons - Pistols, Unlawfully Granting	4	2			2		
	Presenting, Pistol Training Cert.	ATTEMPTS						
28.425K2A	Weapons - Pistols, Carrying Concealed	MISD	13		4	8	1	
	While Under the Influence	ATTEMPTS						
28.425K2B	Weapons - Pistols, Carry Concealed	MISD	7		2	3	1	1
	w/ BAC > .08 and < .10 Grams	ATTEMPTS						
28.729	Sex Offenders - Failure to Register	4	46	10	25	6	4	1
		ATTEMPTS	6	1	5			
28.7291B	Sex Offenders - Failure to Register -	7	7	1	6			
	2nd Offense	ATTEMPTS						
28.7291C	Sex Offenders - Failure to Register -	10	3		3			
	3rd Offense	ATTEMPTS						
28.7292	Sex Offenders - Failure to Comply	MISD	21	2	14	4		1
	w/ Duties	ATTEMPTS	1		1			
28.7294	Sex Offenders - Refusing/Failing to	MISD	3		3			
	Pay Registration Fee	ATTEMPTS						
75.50C4	Police Animal/Search & Rescue	MISD	1			1		
	Dog, Harassing	ATTEMPTS						
75.422A	Perjury - Court Proceeding,	LIFE	1		1			
	Capital Crime	ATTEMPTS						
125.14471C1	Housing - MSHDA - False Pretenses,	5	1			1		
	\$1K - <\$20K	ATTEMPTS						
168.9311M	Election Law - Failure to Perform Duty	MISD	1				1	
		ATTEMPTS						
168.932AA	Election Law - Impersonating Another	5						
	to Vote at an Election	ATTEMPTS	1				1	

NOTE: Be sure to check for related offense codes when examining a particular type of crime. They may or may not be in sequential order or even on the same page. Offenders may have multiple dispositions.

2021 Criminal Court Dispositions by Offense and Type of Disposition — All Offenses

Page 2 of 30

			DISPOSITIONS					
Compiled Laws	Offense	Max. Penalty	Total	Prison ¹	Jail	Jail/ Probation ²	Probation ²	Other ³
	GRAND TOTAL	%	50,179	10,638	12,187	19,070	7,649	635
	VIOLATIONS		46,646	10,386	11,204	17,708	6,793	555
	ATTEMPTS		3,533	252	983	1,362	856	80
205.271A	Taxes - Fail to File/False Return	5	15			14	1	
	ATTEMPTS							
205.271C	Taxes - Make/Permit False Returns	5	1			1		
	ATTEMPTS							
205.4282	Tobacco Products Tax Act	5	2		1		1	
	Violation Felony	ATTEMPTS						
205.4284	Tobacco Products Tax Act Violations	MISD	3			2	1	
	ATTEMPTS							
257.215	Operating - Unregistered Vehicle	MISD	16		9		5	2
	ATTEMPTS							
257.233A6	Motor Vehicles - Odometer	5	1		1			
	Tampering	ATTEMPTS						
257.254	Motor Vehicle Code - Intent to	10	6		1	2	3	
	Pass False Title	ATTEMPTS						
257.256	License Plate/Registration/Title	MISD	39		16	6	12	5
	Unlawful Use	ATTEMPTS						
257.257	License Documents/Plates -	5	26	1	5	10	10	
	Forgery	ATTEMPTS	2			2		
257.301	Operating - No/Multiple Licenses	MISD	41		28	8	4	1
	ATTEMPTS							
257.306	Motor Vehicles - Learner's Permit	MISD	2		2			
	Violation	ATTEMPTS						
257.310	Driver's License - Forgery/Use to	VAR	1				1	
	Commit Offense	ATTEMPTS						
257.31010	Driver's License - Forged, Possession	MISD	2		1		1	
	ATTEMPTS							
257.3107A	Driver's License - Forge w/ Intent	10	2		1		1	
	to Commit Crime Max 10 Yrs+	ATTEMPTS	1		1			
257.3107B	Driver's License - Forge w/ Intent	5	2			2		
	to Commit Crime Max 6mos-<10 yrs	ATTEMPTS						
257.3109	Driver's License - Forged,	5	3		3			
	Possession of 2 or More	ATTEMPTS						
257.311	Operate w/o License	MISD	23	1	12	4	3	3
	ATTEMPTS							
257.312	Operate w/ Restricted License	MISD	11		9	1		1
	ATTEMPTS							
257.312A	Operating - Motorcycles/Mopeds w/o	MISD	6		4		2	
	Endorsement	ATTEMPTS						
257.324	Operate w/ Forged/Altered License/ False ID	MISD	38	1	27	4	2	4
	ATTEMPTS							
257.325	Motor Vehicle - Allowing Unlicensed	MISD	1		1			
	Minor to Operate	ATTEMPTS						
257.326	Operate - Owner Permitting Another	MISD	5		4	1		
	to Violate Motor Vehicle	ATTEMPTS						
257.328	Motor Vehicle Code - Producing False	MISD	2				2	
	Evidence of Insurance	ATTEMPTS						
257.3291	Insurance Certificates - Possess/ Sale of Stolen/Counterfeit	5	2				2	
	ATTEMPTS							

NOTE: Be sure to check for related offense codes when examining a particular type of crime. They may or may not be in sequential order or even on the same page. Offenders may have multiple dispositions.

2021 Criminal Court Dispositions by Offense and Type of Disposition — All Offenses

Page 3 of 30

			DISPOSITIONS					
Compiled Laws	Offense	Max. Penalty	Total	Prison ¹	Jail	Jail/ Probation ²	Probation ²	Other ³
GRAND TOTAL			50,179	10,638	12,187	19,070	7,649	635
%				21.2%	24.3%	38.0%	15.2%	1.3%
VIOLATIONS			46,646	10,386	11,204	17,708	6,793	555
ATTEMPTS			3,533	252	983	1,362	856	80
257.601C2	Moving Violation - Injury to Operator of Implement of Husbandry	1 ATTEMPTS	8		4	4		
257.601D1	Moving Violation - Causing Death	MISD ATTEMPTS	1		1			
257.602	Police Officer - Refuse to Obey Traffic Order	MISD ATTEMPTS	7		3	2	1	1
257.602A2	Police Officer - Flee - 4th Degree (Vehicle Code)	2 ATTEMPTS	4		2		1	1
257.602A3	Police Officer - Flee - 3rd Degree (Vehicle Code)	5 ATTEMPTS	395	58	133	168	33	3
257.602A3-A	Police Officer - Fleeing - 3rd Degree - Vehicle Code	5 ATTEMPTS	41		14	15	9	3
257.602A4	Police Officer - Flee - Causing Serious Bodily Injury (Vehicle Code)	10 ATTEMPTS	1	1				
257.617	Fail to Stop at Accident - Serious Impairment/Death	5 ATTEMPTS	566	160	135	200	63	8
257.6173	Fail to Stop at Accident - At Fault Death Result	15 ATTEMPTS	7		2	4	1	
257.617A	Fail to Stop at Personal Injury Accident	1 ATTEMPTS	54	29	10	12	3	
257.618	Fail to Stop at Property Damage Accident (Attended Vehicle)	MISD ATTEMPTS	3	1		2		
257.620	Fail to Stop after Collision	MISD ATTEMPTS	39	18	4	12	5	
257.621	Failure to Report Accident to Fixtures	MISD ATTEMPTS	1			1		
257.622	Fail to Report Accident	MISD ATTEMPTS	17	14		2	1	
257.624A	Alcohol - Open Container in Vehicle	MISD ATTEMPTS	16		9	4	2	1
257.625	Operating Vehicle Intoxicated	15 ATTEMPTS	48		22	16	8	2
257.6251-A	Operating Vehicle Intoxicated	MISD ATTEMPTS	34		19	7	6	2
257.62510B	Operating Vehicle Intoxicated - 2nd Offense	1 ATTEMPTS	11		6	3		2
257.62510C	Operating Vehicle Intoxicated - 3rd Offense	1 ATTEMPTS	1		1			
257.6251C	Operating Vehicle Intoxicated, High Blood Alcohol	MISD ATTEMPTS	21		11	3	3	4
257.6253	Operate - Impaired	MISD ATTEMPTS	84	1	55	20	3	5
257.6254	Operating Vehicle Intoxicated, Causing Death	15 ATTEMPTS	1		1		1	
257.6254B-A	Operating with a High BAC Causing Death with a Prior Conviction	20 ATTEMPTS	2			1	1	
257.6255-A	Operating Vehicle Intoxicated, Causing Serious Injury	5 ATTEMPTS	459	4	234	148	63	10
			8			3	5	
			5		1	2	2	
			4		1	3		
			74	1	21	38	12	2
			1				1	
			153		87	49	13	4
			2		1	1		
			47	37		9	1	
			2			2		
			1	1				
			101	43	1	48	9	
			2				2	

NOTE: Be sure to check for related offense codes when examining a particular type of crime. They may or may not be in sequential order or even on the same page. Offenders may have multiple dispositions.

2021 Criminal Court Dispositions by Offense and Type of Disposition — All Offenses

Page 4 of 30

			DISPOSITIONS					
Compiled Laws	Offense	Max. Penalty	Total	Prison ¹	Jail	Jail/ Probation ²	Probation ²	Other ³
	GRAND TOTAL	%	50,179	10,638	12,187	19,070	7,649	635
	VIOLETIONS		46,646	10,386	11,204	17,708	6,793	555
	ATTEMPTS		3,533	252	983	1,362	856	80
257.6255B	Operating with a High BAC Causing Serious Injury with a Prior Conviction	10 ATTEMPTS	2	1		1		
257.6256	Operating Vehicle Intoxicated, Impaired - 3rd Felony	5 ATTEMPTS	1		1			
257.6256B	Operating Vehicle Intoxicated, Contr. Sub. - 2nd Offense	1 ATTEMPTS	269		72	155	39	3
257.6256D	Operating Vehicle Intoxicated, Contr. Sub. - 3rd Offense	5 ATTEMPTS	1		1			
257.6257A1	Operating Vehicle Intoxicated, w/ Occupant <16	1 ATTEMPTS	2,245	338	184	1,614	107	2
257.6257A2	Operating Vehicle Intoxicated, w/ Occupant <16 - 2nd+ Offense	5 ATTEMPTS	8			8		
257.6258	Operating Vehicle, w/ Presence of Controlled Substance	MISD ATTEMPTS	38		11	20	5	2
257.6259B	Allow Intoxicated Person to Operate, Cause Death	5 ATTEMPTS	54	1	8	42	3	
257.625A5	Commercial Motor Vehicles - Breath Analysis Refusal	MISD ATTEMPTS	28		13	10	5	
257.625B	OUIL	5 ATTEMPTS	9		3	5	1	
257.626	Driving - Reckless	MISD ATTEMPTS	1			1		
257.6263	Driving - Reckless - Causing Serious Impairment of Body Function	5 ATTEMPTS	81		46	22	9	4
257.6264	Driving - Reckless - Causing Death	15 ATTEMPTS	1				1	
257.627	Speed Law Violation	MISD ATTEMPTS	26	9	1	11	5	
257.653A3	Emergency Vehicle - Careless Passing Injury Result	2 ATTEMPTS	2			2		
257.6556-A	Minor Operating Vehicle, w/ Any Blood Alcohol Content	MISD ATTEMPTS	23	21		1	1	
257.7326	Commission of a Felony with a Motor Vehicle	None ATTEMPTS	1				1	
257.903	Motor Vehicle Code, False Certification	5 ATTEMPTS	7	1	2	1	2	1
257.904	Operate - License Suspended/ Revoked/Denied	15 ATTEMPTS	6		1	3	2	
257.9041B	Operate - Allow Suspended/ Revoked/Denied to Operate	MISD ATTEMPTS	6		1	2	3	
257.9041C	Operate - Allow Suspended/Revoked/ Denied to Operate - 2nd+ Offense	1 ATTEMPTS	5		3	1	1	
257.9042-A	Motor Vehicles - Allowing Suspended Person to Operate	MISD ATTEMPTS	461	4	317	68	43	29
257.9044	Operate - License Susp./Rev./Denied, Causing Death	15 ATTEMPTS	3		2			
257.9045	Operate - License Susp./Rev./Denied, Causing Serious Injury	5 ATTEMPTS	444	2	336	75	13	18
			3		2			1
			12	9		2	1	
			28	10		14	4	

NOTE: Be sure to check for related offense codes when examining a particular type of crime. They may or may not be in sequential order or even on the same page. Offenders may have multiple dispositions.

2021 Criminal Court Dispositions by Offense and Type of Disposition — All Offenses

Page 5 of 30

			DISPOSITIONS					
Compiled Laws	Offense	Max. Penalty	Total	Prison ¹	Jail	Jail/ Probation ²	Probation ²	Other ³
	GRAND TOTAL	%	50,179	10,638	12,187	19,070	7,649	635
	VIOLATIONS		46,646	10,386	11,204	17,708	6,793	555
	ATTEMPTS		3,533	252	983	1,362	856	80
257.904A	Operating - No License for 3 Years	MISD	7		2			5
28.674	Public Threat - False Report	4	1			1		
287.3232	Dangerous Animal,	4	2			1	1	
	Causing Serious Injury	ATTEMPTS	2			2		
324.21571B1	State Land - Trespass/Damages,	MISD	1			1		
	\$200 - < \$1K	ATTEMPTS						
324.401113	Wildlife Conservation Part -	MISD	1			1		
	Possessing Bow in Vehicle	ATTEMPTS						
324.401131	Wildlife Conservation Part - Using	MISD	1		1			
	Artificial Light/Weapon	ATTEMPTS						
324.40116	Wildlife Conservation Part - Failure	MISD	2		1	1		
	to Wear Hunter Orange	ATTEMPTS						
324.401181	Wildlife Conservation Part - General	MISD	1		1			
	Violations	ATTEMPTS						
324.401183	Wildlife Conservation Part - Taking	MISD	6		5	1		
	Deer/Bear/Turkeys	ATTEMPTS						
324.515031	Forest Fires - No Burning Permit	MISD	1		1			
		ATTEMPTS						
324.51510	Fires - Willfully Set Forests	10	1		1			
		ATTEMPTS						
324.731021	Trespass, Recreational Trespass Law	MISD	1			1		
		ATTEMPTS						
324.801761	Marine Safety, OUIL Per Se	MISD	1			1		
		ATTEMPTS						
324.801764	Marine Safety, Operating Under	15	1	1				
	Influence, Death	ATTEMPTS						
324.81122	ORV - Operating on Highway or	MISD	1					1
	Right-of-Way	ATTEMPTS						
324.811461	ORV - Operate, Fleeing and Eluding	MISD	1				1	
		ATTEMPTS						
324.82123	Snowmobiles - Failure to Wear Crash	MISD	1		1			
	Helmet	ATTEMPTS						
324.82132	Snowmobiles - Failure to	MISD	1		1			
	Report Accident	ATTEMPTS						
324.82147A2A	Snowmobiles - Operating - License	MISD	1		1			
	Suspended Revoked	ATTEMPTS						
324.821583	Snowmobiles - Providing False ID	MISD	1		1			
	Misd.	ATTEMPTS						
333.16294	Health Profession - Unauthorized	4	1			1		
	Practice Felony	ATTEMPTS						
333.17766C1	Contr. Sub. - Ephedrine/	2	1			1		
	Pseudoephedrine Posses >12 grams	ATTEMPTS						
333.17766C1B	Contr. Sub. - Ephedrine/Pseudoephedrine	MISD						
	Purchase > 9 grams within a 30 Day Period	ATTEMPTS	2					2
333.17766C1D	Contr. Sub. - Ephedrine/Pseudoephedrine	5	20	5	5	8	2	
	Purchas/Possess to Make Meth	ATTEMPTS						

NOTE: Be sure to check for related offense codes when examining a particular type of crime. They may or may not be in sequential order or even on the same page. Offenders may have multiple dispositions.

2021 Criminal Court Dispositions by Offense and Type of Disposition — All Offenses

Page 6 of 30

			DISPOSITIONS					
Compiled Laws	Offense	Max. Penalty	Total	Prison ¹	Jail	Jail/ Probation ²	Probation ²	Other ³
	GRAND TOTAL	%	50,179	10,638	12,187	19,070	7,649	635
	VIOLATIONS		46,646	10,386	11,204	17,708	6,793	555
	ATTEMPTS		3,533	252	983	1,362	856	80
333.17766E	Contr. Sub. - Drugs, Knowingly Attempts to Possess False/Forged/Altered Rx	MISD ATTEMPTS	2			2		
333.279654	Reg & Tax Marij. Act Poss/Cultivation/Deliver W/P Rem.	None ATTEMPTS	2				1	1
333.28413	Concealing the Death of an Individual	5 ATTEMPTS	4		1	2	1	
333.52102	HIV-Know Engage Intercourse Uninformed Partner Cause. Trans	4 ATTEMPTS	1		1			
333.52103	HIV-Know Engage Intercourse Uninformed Partner Cause. Trans - 1 Yr Misd	MISD ATTEMPTS	1			1		
333.73413	Contr. Sub. - Imitation Mfg/ Distribution	2 ATTEMPTS	30	3	5	19	3	
333.74012A1	Contr. Sub. - Del/Mfg 1,000+ Grams (Narc. or Cocaine)	LIFE ATTEMPTS	3	3				
333.74012A2	Contr. Sub. - Del/Mfg 450 - 999 Grams (Narc. or Cocaine)	30 ATTEMPTS	2	1	1			
333.74012A3	Contr. Sub. - Del/Mfg 50 - 449 Grams (Narc. or Cocaine)	20 ATTEMPTS	22	20		1	1	
333.74012A4	Contr. Sub. - Del/Mfg Under 50 Grams (Narc. or Cocaine)	20 ATTEMPTS	1	1				
333.74012B-A	Contr. Sub. - Del/Mfg (Sched. 1-3), Except Marijuana	7 ATTEMPTS	941	289	203	338	107	4
333.74012B-B	Contr. Sub. - Del/Mfg (Subs added Sched. 1-3 by Rule)	7 ATTEMPTS	52	5	11	11	25	
333.74012B1	Contr. Sub. - Del/Mfg Meth/Ecstasy	20 ATTEMPTS	186	40	38	82	22	4
333.74012C-A	Contr. Sub. - Del/Mfg (Sched. 4)	4 ATTEMPTS	14	2	4	2	5	1
333.74012C-B	Contr. Sub. - Del/Mfg (Added to Sched. 4 by Board Rule)	4 ATTEMPTS	5	1		3	1	
333.74012D	Contr. Sub. - Del/Mfg (Sched. 5)	2 ATTEMPTS	559	394	26	103	35	1
333.74012D1	Contr. Sub. - Del/Mfg 45 or More Kilograms Marijuana	15 ATTEMPTS	22	3	4	13	2	
333.74012D2	Contr. Sub. - Del/Mfg 5 to <45 Kilograms Marijuana	7 ATTEMPTS	39	9	11	14	5	
333.74012D3	Contr. Sub. - Del/Mfg Marijuana	4 ATTEMPTS	8			2	6	
333.74012F	Prescription Forms - Del/Mfg/ Intent	7 ATTEMPTS	11	3	1	4	2	1
333.7401C2A	Contr. Sub. - Operate/Maintain Lab	10 ATTEMPTS	2		1	1		
333.7401C2C	Contr. Sub. - Operate/Maintain Lab Involving Hazardous Waste	20 ATTEMPTS	1					
333.7401C2D	Contr. Sub. - Operate/Maintain Lab Near Specified Places	20 ATTEMPTS	1					
333.7401C2D-A	Contr. Sub. - Operate/Maintain Meth Lab Near Specified Places	20 ATTEMPTS	86	8	33	30	12	3
			8		2	3	3	
			4		2	2		
			2		2			
			2	1	1			
			2	2				
			2	2				
			1	1				

NOTE: Be sure to check for related offense codes when examining a particular type of crime. They may or may not be in sequential order or even on the same page. Offenders may have multiple dispositions.

2021 Criminal Court Dispositions by Offense and Type of Disposition — All Offenses

Page 7 of 30

			DISPOSITIONS					
Compiled Laws	Offense	Max. Penalty	Total	Prison ¹	Jail	Jail/ Probation ²	Probation ²	Other ³
GRAND TOTAL			50,179	10,638	12,187	19,070	7,649	635
%				21.2%	24.3%	38.0%	15.2%	1.3%
VIOLATIONS			46,646	10,386	11,204	17,708	6,793	555
ATTEMPTS			3,533	252	983	1,362	856	80
333.7401C2F	Contr. Sub. - Operate/Maintain Lab Involving Meth	20 ATTEMPTS	15	9	3	3		
333.74022A	Contr. Sub. - Create/Del./Intent Counterfeit (Narcotic)	10 ATTEMPTS	2	1		1		
333.74022A-A	Contr. Sub. - Create/Del./Intent Counterfeit (Methamphetamine)	10 ATTEMPTS	1		1			
333.74022B	Contr. Sub. - Create/Del./Intent Counterfeit (Sched. 1-3)	5 ATTEMPTS	2	1		1		
333.74022C	Contr. Sub. - Create/Del./Counterfeit Sub. (Sched. 4)	4 ATTEMPTS	1		1			
333.74022E	Contr. Sub. - Create/Deliver Analogue	15 ATTEMPTS	3	1	1		1	
333.7403	Contr. Sub. - Possess Marijuana	LIFE ATTEMPTS	41	16	5	17	3	
333.74032A	Contr. Sub. - Possess	LIFE ATTEMPTS	3			1	2	
333.74032A2	Contr. Sub. - Possess 450 - 999 Grams (Narcotic)	30 ATTEMPTS	2		1	1		
333.74032A3	Contr. Sub. - Possess 50 - 449 Grams (Narcotic)	20 ATTEMPTS	2	2				
333.74032A4	Contr. Sub. - Possess 25 - 49 Grams (Narcotic)	4 ATTEMPTS	2	1		1		
333.74032A5	Contr. Sub. - Possess <25 Grams (Narcotic)	4 ATTEMPTS	33	2	11	12	6	2
333.74032B-A	Contr. Sub. - Possess Analogues/Sched. 1-4	2 ATTEMPTS	3,178	210	879	1,488	578	23
333.74032B-B	Contr. Sub. - Possess Analogues/Sched. 1-4	2 ATTEMPTS	63	1	7	20	35	
333.74032B1	Contr. Sub. - Possess Methamphetamine	10 ATTEMPTS	793	55	214	381	130	13
333.74032C-A	Contr. Sub. - Possess Sched. 5	1 ATTEMPTS	30		15	8	6	1
333.74032CB	Contr. Sub. - Possess Sched. 5	MISD ATTEMPTS	13		1	3	9	
333.74032D	Contr. Sub. - Possess Marijuana	1 ATTEMPTS	3,976	584	1,049	2,002	320	21
333.74032F	Prescription Forms - Possession	MISD ATTEMPTS	157	11	42	88	14	2
333.74042	Controlled Substance - Possession	MISD ATTEMPTS	43	2	22	14	3	2
333.74042A	Contr. Sub. - Use (Narcotic/Cocaine/Meth/Ecstasy)	1 ATTEMPTS	1		1			
333.74042B	Contr. Sub. - Use	1 ATTEMPTS	50		39	5	6	
333.74042C	Contr. Sub. - Use, Sched. 5 or LSD, Etc.	MISD ATTEMPTS	1			1		
333.74042D	Contr. Sub. - Use of Marijuana	MISD ATTEMPTS	5		3	1	1	
			436	2	198	137	78	21
			12		1	1	9	1
			103		44	27	29	3
			2		1			1
			3		2		1	
			1		1			

NOTE: Be sure to check for related offense codes when examining a particular type of crime. They may or may not be in sequential order or even on the same page. Offenders may have multiple dispositions.

2021 Criminal Court Dispositions by Offense and Type of Disposition — All Offenses

Page 8 of 30

			DISPOSITIONS					
Compiled Laws	Offense	Max. Penalty	Total	Prison ¹	Jail	Jail/ Probation ²	Probation ²	Other ³
GRAND TOTAL		%	50,179	10,638	12,187	19,070	7,649	635
VIOLATIONS			46,646	10,386	11,204	17,708	6,793	555
ATTEMPTS			3,533	252	983	1,362	856	80
333.7405D	Contr. Sub. - Maintain Drug House	2 ATTEMPTS	291	47	86	118	36	4
333.74071C	Contr. Sub. - Obtain by Fraud	4 ATTEMPTS	14		6	2	6	
333.74071D	Contr. Sub. - False Reporting	4 ATTEMPTS	23	1	10	5	7	
333.74071G	Contr. Sub. - Counterfeit Prescription Form	4 ATTEMPTS	5		2	3		
333.7407A1-A	Contr. Sub. - Attempt Felony	LIFE ATTEMPTS	1			1		
333.74101-D1	Controlled Substance - Delivery Marijuana to Minor	8 ATTEMPTS	3		2	1		
333.74101D	Contr. Sub. - Delivery to Minor, Sched. 4 and Marijuana	8 ATTEMPTS	1	1		3		
333.74104-D	Contr. Sub. - Possession on School Property (Marijuana)	2 ATTEMPTS	7	1	1	3	2	
333.74104-F	Contr. Sub. - Possession on School/Library Prop. (Meth.)	20 ATTEMPTS	1		1			
333.74132	Contr. Sub. - 2nd+ Offense - Double Penalty	VAR ATTEMPTS	2			1	1	
333.74132-B	Contr. Sub. - 2nd+ Offense - Double Penalty - High Misdemeanor	VAR ATTEMPTS	2	2				
333.7454	Contr. Sub. - Sale of Paraphernalia	MISD ATTEMPTS	2			2		
3339.56011	Skilled Trades Regulation Act - Unlic Practice of Occup. Tital - Misd.	MISD ATTEMPTS	4		2	2		
339.6016A	Unlicensed Residential Builder	1 ATTEMPTS	1		1			
400.60	Fraud - Welfare	4 ATTEMPTS	1				2	
400.601-A	Fraud - Welfare, \$500 or Less	4 ATTEMPTS	23	1	5	9	8	
400.602-A	Fraud - Welfare, Failure to Inform, \$500 or Less	MISD ATTEMPTS	7		3	3	1	
400.602-B	Fraud - Welfare, Failure to Inform, Over \$500	4 ATTEMPTS	7		1	3	3	
400.6031	Medicaid Fraud - False Statement in Benefit Application	4 ATTEMPTS	6			1	3	2
400.6071	Medicaid Fraud - False Claim	4 ATTEMPTS	21	2	4	6	8	1
400.71313-A	Adult Foster Care Facility - Operating w/o License - 2 Yr Felony	2 ATTEMPTS	2		1	1		
421.54M	Unemployment Comp. Fraud, False Statmnt/Misrep. \$3.5K to \$25K	1 ATTEMPTS	1				1	
432.2181	Gambling Operations - Felony Violations	10 ATTEMPTS	7	2	4	1		
436.16131	Alcohol - Furnishing Place for Consideration (1 Yr Felony)	MISD ATTEMPTS	1		1			

NOTE: Be sure to check for related offense codes when examining a particular type of crime. They may or may not be in sequential order or even on the same page. Offenders may have multiple dispositions.

2021 Criminal Court Dispositions by Offense and Type of Disposition — All Offenses

Page 9 of 30

			DISPOSITIONS					
Compiled Laws	Offense	Max. Penalty	Total	Prison ¹	Jail	Jail/ Probation ²	Probation ²	Other ³
GRAND TOTAL			50,179	10,638	12,187	19,070	7,649	635
%				21.2%	24.3%	38.0%	15.2%	1.3%
VIOLATIONS			46,646	10,386	11,204	17,708	6,793	555
ATTEMPTS			3,533	252	983	1,362	856	80
436.17011-A	Alcohol - Sell/Furnish to Minor	MISD	4		3			1
		ATTEMPTS						
436.17012	Alcohol - Sell/Furnish to Minor, Causing Death	10	2	1		1		
		ATTEMPTS						
445.25833	Pyramid Promotional Scheme - Participate	MISD	1		1			
		ATTEMPTS						
445.331	Mail Theft	MISD	6		6			
		ATTEMPTS						
445.4332	Buy/Sell Stolen Non Ferrous Metals - 1st Offense	5	6		1	2	3	
		ATTEMPTS						
445.65	Identity Theft	5	148	4	23	78	42	1
		ATTEMPTS	9		4	3	2	
445.65A	Identity Theft - Second Offense	10	3	2			1	
		ATTEMPTS						
445.65B	Identity Theft - Third Offense	15	1			1		
		ATTEMPTS						
445.67	Identity Theft - Obtain/Possess/ Transfer ID w/ Intent	5	42	6	2	19	15	
		ATTEMPTS						
445.67-A	Personal Identifying Information - Obtain w/ Intent to Commit Identity Theft - 2nd	10	1			1		
		ATTEMPTS						
445.67-B	Personal Identifying Information - Obtain w/ Intent to Commit Identity Theft - 3rd	15	1				1	
		ATTEMPTS						
484.16053	Emergency Telephone Service - Using For Unauthorized Purpose - 2nd+ Offense	2	4		3	1		
		ATTEMPTS						
500.3102	Motor Vehicle - Operating w/o Security	MISD	79	1	50	15	3	10
		ATTEMPTS	2		1			1
500.45111	Insurance - Fraudulent Acts	4	13		1	9	3	
		ATTEMPTS	1		1			
500.45112	Insurance Fraud - Conspiracies	10	2			1	1	
		ATTEMPTS						
570.152	Contractor - Fraudulent Use of Building Contract Fund	3	8		3	3	2	
		ATTEMPTS	1			1		
600.1701	Contempt of Court	MISD	5			1	3	1
		ATTEMPTS						
600.2907A2	Real Property - Encumber w/o Lawful Cause	3	1		1			
		ATTEMPTS						
600.2950	Domestic Violence - Personal Protection Order	MISD	4		2	1	1	
		ATTEMPTS						
722.6332	Child Abuse - Failure to Report	MISD	3		2	1		
		ATTEMPTS						
722.6335B	Child Abuse - Intentional False Report Felony	VAR	1		1			
		ATTEMPTS						
722.675	Distribute Obscene Matter to Children	2	16	6	2	2	6	
		ATTEMPTS	1		1			
750.110	Breaking & Entering - Bldg. w/ Intent	15	619	223	107	230	58	1
		ATTEMPTS	72	10	15	39	7	1
750.110-A	Breaking & Entering - Unoccupied Bldg. w/ Intent	10	10			10		
		ATTEMPTS	3	1	1	1		

NOTE: Be sure to check for related offense codes when examining a particular type of crime. They may or may not be in sequential order or even on the same page. Offenders may have multiple dispositions.

2021 Criminal Court Dispositions by Offense and Type of Disposition — All Offenses

Page 10 of 30

			DISPOSITIONS					
Compiled Laws	Offense	Max. Penalty	Total	Prison ¹	Jail	Jail/ Probation ²	Probation ²	Other ³
GRAND TOTAL			50,179	10,638	12,187	19,070	7,649	635
%				21.2%	24.3%	38.0%	15.2%	1.3%
VIOLATIONS			46,646	10,386	11,204	17,708	6,793	555
ATTEMPTS			3,533	252	983	1,362	856	80
750.110A2	Home Invasion - 1st Degree	20	177	121	10	29	17	
	ATTEMPTS		27	9	4	7	7	
750.110A3	Home Invasion - 2nd Degree	15	306	147	31	93	34	1
	ATTEMPTS		23	6	8	9		
750.110A4	Home Invasion - 3rd Degree	5	333	56	79	166	31	1
	ATTEMPTS		36	1	12	23		
750.111	Breaking & Entering - Entry w/o	5	49	10	10	25	4	
	Breaking, w/ Intent	ATTEMPTS	5		1	3	1	
750.113	Breaking & Entering - Coin Box	MISD	2		2			
	ATTEMPTS		1		1			
750.115	Breaking & Entering - Illegal Entry	MISD	3				3	
	w/o Owner's Permission/Denied	ATTEMPTS						
750.115A	Illegal Entry	MISD	93		39	27	20	7
	(w/o Owners Permission)	ATTEMPTS						
750.116	Burglar's Tools - Possess	10	56	25	4	22	5	
	ATTEMPTS		4	1		2	1	
750.117	Public Officer - Bribery	4	3			2	1	
	ATTEMPTS							
750.1227A	Witness - Bribe/Intimidate/	4	27	9	6	10	2	
	Interfere	ATTEMPTS	4	2	2			
750.1227B	Witness - Bribe/Intimidate/	10	24	14	4	5	1	
	Interfere	ATTEMPTS	3	1		2		
750.1227C	Witness - Intimidate/Threaten	15	4	4				
	to Kill or Injure	ATTEMPTS	1			1		
750.1228	Witness - Retaliate Against	10	1				1	
	ATTEMPTS							
750.125	Bribery - Agents, Servants,	MISD	1				1	
	Employees	ATTEMPTS						
750.1313A1	Check - Non-Sufficient Funds,	MISD	1		1			
	Less than \$100	ATTEMPTS						
750.1313B1	Check - Non-Sufficient Funds,	1	7		3	1	3	
	\$100 - <\$500	ATTEMPTS						
750.1313C	Check - Non-Sufficient Funds,	2	25	7	5	6	7	
	\$500 or more	ATTEMPTS	3		3			
750.131A1	Check - No Account	2	28	2	6	15	4	1
	ATTEMPTS		11		8		1	2
750.131A2	Check - Non-Sufficient Funds,	2	5		2	2	1	
	Three w/in 10 days	ATTEMPTS	1		1			
750.135A2A	Child Abuse - Leaving Child	MISD	1				1	
	Unattended in Vehicle	ATTEMPTS						
750.136B2	Child Abuse - 1st Degree	15	22	20		2		
	ATTEMPTS							
750.136B3	Child Abuse - 2nd Degree	4	54	30	3	13	8	
	ATTEMPTS		17	4		11	2	
750.136B4	Child Abuse - 3rd Degree	2	78	10	11	41	16	
	ATTEMPTS		6		1	4	1	
750.136B5	Child Abuse - 4th Degree	MISD	74	1	23	31	18	1
	ATTEMPTS		4		1	3		

NOTE: Be sure to check for related offense codes when examining a particular type of crime. They may or may not be in sequential order or even on the same page. Offenders may have multiple dispositions.

2021 Criminal Court Dispositions by Offense and Type of Disposition — All Offenses

Page 11 of 30

			DISPOSITIONS					
Compiled Laws	Offense	Max. Penalty	Total	Prison ¹	Jail	Jail/ Probation ²	Probation ²	Other ³
GRAND TOTAL			50,179	10,638	12,187	19,070	7,649	635
%				21.2%	24.3%	38.0%	15.2%	1.3%
VIOLATIONS			46,646	10,386	11,204	17,708	6,793	555
ATTEMPTS			3,533	252	983	1,362	856	80
750.136D1B	Child Abuse - 2nd Degree Committed in the Presence of Another Child	10 ATTEMPTS	3	3				
750.140	Children - Exhibition	MISD ATTEMPTS	1			1		
750.145	Children - Contribute to Delinquency	MISD ATTEMPTS	18		8	5	5	
750.145a	Children - Accost for Immoral Purposes	4 ATTEMPTS	126	39	10	65	12	
750.145C2	Child Sexually Abusive Activity	20 ATTEMPTS	8		2	5	1	
750.145C2B	Child Sexually Abusive Activity Aggravated	25 ATTEMPTS	78	45		23	10	
750.145C3	Child Sexually Abusive Activity, Promote or Distribute	7 ATTEMPTS	4	2		1	1	
750.145C3B	Child Sexually Abusive Activity, Aggravated Distribute/Promote	15 ATTEMPTS	18	15		3		
750.145C4-A	Child Sexually Abusive Material, Possess	4 ATTEMPTS	26	14	1	11		
750.145C4-A1	Child Sexually Abusive Material, Aggravated Possession	10 ATTEMPTS	17	8		8	1	
750.145D2B	Computer/Internet - Plan Crime w/ Other, Max 1 - <2 yrs	2 ATTEMPTS	123	54	7	47	14	1
750.145D2C	Computer/Internet - Plan Crime w/ Other, Max 2 - <4 yrs	4 ATTEMPTS	4			3	1	
750.145D2D	Computer/Internet - Plan Crime w/ Other, Max 4 - <10 yrs	10 ATTEMPTS	59	37	2	14	6	
750.145D2F	Computer/Internet - Plan Crime w/ Other, Max 15+ yrs	20 ATTEMPTS	1	1				
750.145E	Intentional Dissemination of Sex Explicit Visual Material	MISD ATTEMPTS	1	1				
750.145N1	Vulnerable Adult Abuse - 1st Degree	15 ATTEMPTS	9	3		5	1	
750.145N2	Vulnerable Adult Abuse - 2nd Degree	4 ATTEMPTS	2	1		1		
750.145N3	Vulnerable Adult Abuse - 3rd Degree	2 ATTEMPTS	15	8		4	3	
750.145N4	Vulnerable Adult Abuse - 4th Degree	MISD ATTEMPTS	3		2	1		
750.147B	Ethnic Intimidation	2 ATTEMPTS	10	3	2	5		
750.157A	Compounding Offenses	5 ATTEMPTS	3			1	2	
750.157AC	Conspiracy (Misd.)	MISD ATTEMPTS	1			1		
750.157B2	Homicide - Solicitation of Murder	LIFE ATTEMPTS	1					1
750.157C	Minors - Induce to Commit Felony	VAR ATTEMPTS	5	5				
			3	1	1	1		

NOTE: Be sure to check for related offense codes when examining a particular type of crime. They may or may not be in sequential order or even on the same page. Offenders may have multiple dispositions.

2021 Criminal Court Dispositions by Offense and Type of Disposition — All Offenses

Page 12 of 30

			DISPOSITIONS					
Compiled Laws	Offense	Max. Penalty	Total	Prison ¹	Jail	Jail/ Probation ²	Probation ²	Other ³
GRAND TOTAL		%	50,179	10,638	12,187	19,070	7,649	635
VIOLATIONS			46,646	10,386	11,204	17,708	6,793	555
ATTEMPTS			3,533	252	983	1,362	856	80
750.157N	Financial Transaction Device - Steal/Retain/Possess	4 ATTEMPTS	1				1	
750.157N1	Financial Transaction Device - Steal/Retain w/o Consent	4 ATTEMPTS	471	61	138	189	81	2
750.157N2	Financial Transaction Device - Possess Fraudulent One	4 ATTEMPTS	31		14	14	2	1
750.157P	Financial Transaction Device - Possess w/ Intent to Use/Sell	4 ATTEMPTS	131	3	76	25	27	
750.157Q	Financial Transaction Device - Illegal Sale/Use	4 ATTEMPTS	13		3	2	8	
750.157R	Financial Transaction Device - Forge/Alter/Counterfeit	4 ATTEMPTS	73	6	14	25	28	
750.157S1A1	Financial Transaction Device - Use Revoked/Cancelled to Obt	MISD ATTEMPTS	5		2	2	1	
750.157S1B1	Financial Transaction Device - Use Revoked/Cancelled, \$100-<\$500	1 ATTEMPTS	193	23	32	97	40	1
750.157U	Financial Transaction Device - Overcharge	4 ATTEMPTS	22	2	4	11	5	
750.157V	Financial Transaction Device - False ID	4 ATTEMPTS	3				3	
750.157W1B1	Financial Trans. Device - Fraud Withdraw/Transfer, \$200 - <\$1K	1 ATTEMPTS	2			2		
750.157W1C1	Financial Trans. Device - Fraud Withdraw/Transfer, \$1K - <\$20K	5 ATTEMPTS	1			1		
750.157W1D1	Financial Trans. Device - Fraud Withdraw/Transfer, \$20K or More	10 ATTEMPTS	4		2	1	1	
750.159I1	Criminal Enterprise - Conduct	20 ATTEMPTS	2			2		
750.159I4-A	Criminal Enterprise - Conspiracy	20 ATTEMPTS	5		5			
750.160	Dead Bodies - Disinterment and Mutilation	10 ATTEMPTS	5			1	3	1
750.161	Desertion/Abandon/Non-Support	3 ATTEMPTS	1			1		
750.165	Child Support - Fail to Pay	4 ATTEMPTS	26	18	1	6	1	
750.167	Disorderly Person	MISD ATTEMPTS	10	2	1	7		
750.1671A	Disorderly Person - Non-Support	MISD ATTEMPTS	6	3			3	
750.1671B	Disorderly Person - Common Prostitute	MISD ATTEMPTS	5	4		1		
750.1671C	Disorderly Person - Window Peeper	MISD ATTEMPTS	5			3	2	
750.1671DB	Disorderly Person - Illegal Occupation	MISD ATTEMPTS	320	13	72	156	79	
750.1671E	Disorderly Person - Drunk	MISD ATTEMPTS	47		11	26	9	1
			17		4	5	7	1
			1		1			
			29		17	2	4	6
			2				1	1
			1		1			
			1				1	
			2		1		1	
			31		21	4	2	4

NOTE: Be sure to check for related offense codes when examining a particular type of crime. They may or may not be in sequential order or even on the same page. Offenders may have multiple dispositions.

2021 Criminal Court Dispositions by Offense and Type of Disposition — All Offenses

Page 13 of 30

			DISPOSITIONS					
Compiled Laws	Offense	Max. Penalty	Total	Prison ¹	Jail	Jail/ Probation ²	Probation ²	Other ³
	GRAND TOTAL	%	50,179	10,638	12,187	19,070	7,649	635
	VIOLATIONS		46,646	10,386	11,204	17,708	6,793	555
	ATTEMPTS		3,533	252	983	1,362	856	80
750.1671F	Disorderly Person - Obscene Conduct	MISD	5		3	1	1	
750.1671G	Disorderly Person - Vagrancy	MISD	1		1			
750.1671J	Disorderly Person - Loitering about Illegal Business	MISD	3		3			
750.1671L	Disorderly Person - Jostling	MISD	10		4	1	2	3
750.167A	Hunting while Intoxicated	MISD	1				1	
750.170	Disturbing the Peace	MISD	56		27	8	12	9
750.1742	Embezzlement - Less Than \$200	MISD	6		2	1	2	1
750.1743A	Embezzle - Agent or Trustee \$200 - <\$1K	1 ATTEMPTS	47 1		14 1	21	10	2
750.1743C	Embezzle - <\$200 from Non-Profit or Charity	1 ATTEMPTS	1			1		
750.1744A	Embezzle - Agent or Trustee, \$1K - <\$20K	5 ATTEMPTS	141 14	3	16 1	87 9	34 4	1
750.1744B	Embezzle - Agent or Trustee, \$200 - <\$1K - 2nd+ Offense	5 ATTEMPTS	1			1		
750.1744C	Embezzle - \$200 - <\$1K from Non-Profit or Charity	5 ATTEMPTS	1			1		
750.1745A	Embezzle - Agent or Trustee, \$20K - <\$50K	10 ATTEMPTS	30 2	2	5	17 1	6 1	
750.1745C	Embezzle - \$1K - <\$20K from Non-Profit or Charity	10 ATTEMPTS	2 1			1 1	1 1	
750.1746	Embezzle - \$50K - <\$100K	15 ATTEMPTS	11 3	3	1	4 2	3 1	
750.1747	Embezzlement - \$100K or More	15 ATTEMPTS	24	14	1	7	2	
750.174A2	Embezzlement - From Vulnerable Adult, Less than \$200	MISD ATTEMPTS	1				1	
750.174A3A	Embezzlement - From Vulnerable Adult, \$200 - <\$1K	1 ATTEMPTS	11		4	4	1	2
750.174A4A	Embezzlement - From Vulnerable Adult, \$1K - <\$20K	5 ATTEMPTS	24 2		4 1	12 1	8	
750.174A5A	Embezzlement - From Vulnerable Adult, \$20K or More	10 ATTEMPTS	4			3	1	
750.174A6A	Embezzlement - From Vulnerable Adult, \$50K - <\$100K	15 ATTEMPTS	4	1		2	1	
750.174A7A	Embezzlement - From Vulnerable Adult, \$100K or More	20 ATTEMPTS	4	1		3		
750.175	Embezzle - Public Official, Over \$50	10 ATTEMPTS	16	1	12		3	
750.1815A	Embezzle - Jointly Held Property \$20K or More	10 ATTEMPTS	1				1	

NOTE: Be sure to check for related offense codes when examining a particular type of crime. They may or may not be in sequential order or even on the same page. Offenders may have multiple dispositions.

2021 Criminal Court Dispositions by Offense and Type of Disposition — All Offenses

Page 14 of 30

			DISPOSITIONS					
Compiled Laws	Offense	Max. Penalty	Total	Prison ¹	Jail	Jail/ Probation ²	Probation ²	Other ³
GRAND TOTAL		%	50,179	10,638	12,187	19,070	7,649	635
VIOLATIONS			46,646	10,386	11,204	17,708	6,793	555
ATTEMPTS			3,533	252	983	1,362	856	80
750.183-A	Escape - Aiding Prisoner	7	1	1				
ATTEMPTS								
750.186A	Escape - Juvenile Facility	4	1			1		
ATTEMPTS								
750.193	Escape - Prison	5	1		1			
ATTEMPTS								
750.1951	Escape - From Misdemeanor Jail Sentence	2	2		2			
ATTEMPTS								
750.1952	Escape - From Felony Jail Sentence	4	2		1	1		
ATTEMPTS								
750.1971	Escape - Awaiting Trial for Misdemeanor	2	3		1	1	1	
ATTEMPTS								
750.1972	Escape - Awaiting Trial for Felony	4	7	5	2			
ATTEMPTS			1		1			
750.197A	Escape - Lawful Custody	1	6		5	1		
ATTEMPTS			2		1		1	
750.197C	Escape - From Jail Through Violence or Assault Prison Employee	4	119	102	6	10	1	
ATTEMPTS			20	13	2	2		3
750.1992	Harboring Misdemeanants	MISD	1		1			
ATTEMPTS								
750.1993	Harboring Felons	4	9		3	3	3	
ATTEMPTS			1		1			
750.199A	Bond - Abscond or Forfeit	4	68	22	32	11	3	
ATTEMPTS			25	2	15	6		2
750.200I1A	Harmful Devices - Unlawful Possession/Use	15	1	1				
ATTEMPTS			1			1		
750.200J1D	Harmful Devices - Imitation/Irritants, Serious Injury	25	1	1				
ATTEMPTS								
750.200L	Harmful Substance/Device - Person Falsely Exposed	5	5	2		1	2	
ATTEMPTS								
750.2042B	Explosives - Send w/ Intent Injure/Destroy, Cause Prop. Damage	20	1	1				
ATTEMPTS								
750.204A	Explosives - Send w/ Intent to Frighten	5	1			1		
ATTEMPTS								
750.2072A	Explosives - Place Near Property	15	1	1				
ATTEMPTS								
750.209-B	Explosives - Placing Offensive Substance w/ Intent to Alarm	5	1				1	
ATTEMPTS								
750.209A	Explosives - Possess w/ Intent to Terrorize	10	1	1				
ATTEMPTS								
750.211A2A	Explosives - Mfg/Possess Explosive/Other w/ Malicious Intent	15	1			1		
ATTEMPTS								
750.211A2A-A	Explosives - Mfg/Possess Molotov Cocktail	4	2	1		1		
ATTEMPTS			1	1				
750.213	Extortion	20	12	8	1	2	1	
ATTEMPTS			5			4	1	
750.215	False Personation of Public Officer	MISD	4		2	1		1
ATTEMPTS								

NOTE: Be sure to check for related offense codes when examining a particular type of crime. They may or may not be in sequential order or even on the same page. Offenders may have multiple dispositions.

2021 Criminal Court Dispositions by Offense and Type of Disposition — All Offenses

Page 15 of 30

			DISPOSITIONS					
Compiled Laws	Offense	Max. Penalty	Total	Prison ¹	Jail	Jail/ Probation ²	Probation ²	Other ³
	GRAND TOTAL	%	50,179	10,638	12,187	19,070	7,649	635
	VIOLATIONS		46,646	10,386	11,204	17,708	6,793	555
	ATTEMPTS		3,533	252	983	1,362	856	80
750.2153	Impersonate Peace Officer to Commit Crime	4 ATTEMPTS	4	2		2		
750.217	Obstruct Officer By Disguise	1 ATTEMPTS	1		1			
750.2183	False Pretenses - Less Than \$200	MISD ATTEMPTS	2		2			
750.2183A	False Pretenses - \$200 - <\$1K	1 ATTEMPTS	12		1	3	8	
750.2184A	False Pretenses - \$1K - <\$20K	5 ATTEMPTS	1		1			
750.2184B	False Pretenses - \$200 - <\$1K - 2nd+ Offense	5 ATTEMPTS	27		7	9	9	2
750.2185A	False Pretenses - \$20K or More	10 ATTEMPTS	60	9	6	27	18	
750.2185B	False Pretenses - \$1K - <\$20K - 3rd+ Offense	10 ATTEMPTS	4		3		1	
750.2186A	False Pretenses - \$5K - <\$100K	15 ATTEMPTS	2		1	1		
750.21871A	False Pretenses - \$100,000 or More	20 ATTEMPTS	25	2	3	9	11	
750.219	False Statements - Financial Condition	MISD ATTEMPTS	5		4		1	
750.219E	Financial Institution - Unauthorized Credit Application	4 ATTEMPTS	2	2				
750.2234	Weapons - Firearms, Sale to Felon	10 ATTEMPTS	7		1	3	3	
750.2241-A	Weapons - Dangerous Weapon - Misc.	5 ATTEMPTS	1	1				
750.224A	Weapons - Taser, Possession or Sale Taser	4 ATTEMPTS	1			1		
750.224A6	Weapons - Taser, Improper Use Against Another Person	2 ATTEMPTS	2				2	
750.224B	Weapons - Firearms, Short-Barrel Shotgun/Rifle	5 ATTEMPTS	1		1			
750.224D2	Weapons - Dangerous Weapon, Self-Defense Spray	2 ATTEMPTS	67	12	13	33	8	1
750.224E	Weapons - Firearms - Device Convert Semiautomatic to Automatic	4 ATTEMPTS	17	2	8	6	1	
750.224F	Weapons - Firearms, Possession by Felon	5 ATTEMPTS	85	5	19	40	20	1
750.224F6	Weapons - Ammunition - Possession by Felon	5 ATTEMPTS	21		7	8	3	3
750.226	Weapons - Dangerous Weapon, Carry w/ Unlawful Intent	5 ATTEMPTS	1		1			
750.227	Weapons - Carry Concealed	5 ATTEMPTS	32	6	6	17	3	
750.227A	Weapons - Firearms - Unlawful Possession by Security Guard	4 ATTEMPTS	5		2	2	1	
			8		1			
			32		6	17	3	
			5		2	2	1	
			8		1	5	2	
			11		2	8	1	
			2			2		
			897	389	130	284	86	8
			17	1	9	4	2	1
			188	72	32	59	23	2
			16	1	8	4	3	
			46	14	4	25	3	
			2			1	1	
			3,004	322	364	1,220	1,087	11
			539	2	58	146	327	6
			1		1			

NOTE: Be sure to check for related offense codes when examining a particular type of crime. They may or may not be in sequential order or even on the same page. Offenders may have multiple dispositions.

2021 Criminal Court Dispositions by Offense and Type of Disposition — All Offenses

Page 16 of 30

			DISPOSITIONS					
Compiled Laws	Offense	Max. Penalty	Total	Prison ¹	Jail	Jail/ Probation ²	Probation ²	Other ³
GRAND TOTAL			50,179	10,638	12,187	19,070	7,649	635
%				21.2%	24.3%	38.0%	15.2%	1.3%
VIOLATIONS			46,646	10,386	11,204	17,708	6,793	555
ATTEMPTS			3,533	252	983	1,362	856	80
750.227B	Weapons - Felony Firearm	10	2	1			1	
ATTEMPTS								
750.227B-A	Weapons - Felony Firearm	2	834	738	5	28	63	
ATTEMPTS			10		9		1	
750.227B-A1	Weapons - Felony Firearm - Pneumatic Gun	2	14	6	1	2	5	
ATTEMPTS								
750.227B-B	Weapons - Felony Firearm - 2nd Offense	5	53	52			1	
ATTEMPTS								
750.227B-C	Weapons - Felony Firearm - 3rd Offense	10	12	12				
ATTEMPTS								
750.227C	Weapons - Firearms, Possess Loaded in Vehicle	2	163	5	42	78	37	1
ATTEMPTS			41		13	12	10	6
750.227D	Weapons - Firearms, Improper Possession in Vehicle	MISD	91		37	22	20	12
ATTEMPTS			1		1			
750.227F	Body Armor - Possession/Use w/o Written Permission	MISD	3		2	1		
ATTEMPTS								
750.227G9A	Weapons - Body Armor - Possess/Use by Violent Felon	4	2			2		
ATTEMPTS								
750.230	Weapons - Firearms, Alter ID Marks	2	7	1	2	4		
ATTEMPTS								
750.232A1	Weapons - Firearms - Purchasing w/o License	MISD	327		5	36	284	2
ATTEMPTS			3				3	
750.232A4	Weapons - Firearms, Using to Purchase	MISD	1			1		
ATTEMPTS								
750.233	Weapons - Firearms, Aim w/o Malice	MISD	5		1	3	1	
ATTEMPTS								
750.234	Weapons - Firearms, Discharge/Aim w/o Malice and Injury	1	3		2	1		
ATTEMPTS								
750.234A	Weapons - Firearms, Discharge from Vehicle	4	51	20	5	18	7	1
ATTEMPTS								
750.234A1D	Weapons - Firearms, Discharge from Vehicle Causing Death	LIFE	1	1				
ATTEMPTS								
750.234B	Weapons - Firearms, Discharge from Vehicle Causing Injury	15	67	26	6	22	12	1
ATTEMPTS			7	1	1	5		
750.234D	Weapons - Firearms, Possess on Restricted Premises	MISD	2		1		1	
ATTEMPTS								
750.234E	Weapons - Firearms - Brandishing in Public	MISD	44		11	20	13	
ATTEMPTS								
750.235	Weapons - Firearms, Discharge/Aim w/o Malice but w/ Injury	1	2			1	1	
ATTEMPTS								
750.237	Weapons - Firearms - Under the Influence Causing Serious Impairment	5	51		24	21	5	1
ATTEMPTS								
750.237A1	Weapon - Free School Zones, General Felony Violations	5	1				1	
ATTEMPTS								
750.237A2	Weapon - Free School Zones, General Misdemeanor	MISD	1		1			
ATTEMPTS								
750.248	Forgery	14	38	4	12	17	5	
ATTEMPTS			6	1	4	1		

NOTE: Be sure to check for related offense codes when examining a particular type of crime. They may or may not be in sequential order or even on the same page. Offenders may have multiple dispositions.

2021 Criminal Court Dispositions by Offense and Type of Disposition — All Offenses

Page 17 of 30

			DISPOSITIONS					
Compiled Laws	Offense	Max. Penalty	Total	Prison ¹	Jail	Jail/ Probation ²	Probation ²	Other ³
GRAND TOTAL		%	50,179	10,638	12,187	19,070	7,649	635
VIOLATIONS			46,646	10,386	11,204	17,708	6,793	555
ATTEMPTS			3,533	252	983	1,362	856	80
750.248A	Financial Transaction Device - Utter & Publish	4 ATTEMPTS	1			1		
750.248B	Forgery of a Document Affecting Real Property	14 ATTEMPTS	2				2	
750.249	Utter & Publish	14 ATTEMPTS	336	22	107	142	61	4
750.249A	Financial Transaction Device - Forgery	4 ATTEMPTS	77	3	41	24	8	1
750.249B	Uttering & Publishing a Document Affecting Real Property	14 ATTEMPTS	2			1	1	
750.252	Utter & Publish - Possess Counterfeit Note w/ Intent	7 ATTEMPTS	3	2			1	
750.253	Utter & Publish - Counterfeit Bills/Notes	5 ATTEMPTS	3				3	
750.254	Utter & Publish - Possess Counterfeit Bank/State/Bills	5 ATTEMPTS	53	2	24	21	6	
750.255	Counterfeiting - Possess Tools	10 ATTEMPTS	8		4	3	1	
750.260	Counterfeiting - Coins/Possess 5 or more	LIFE ATTEMPTS	7	1	4	1	1	
750.261	Counterfeiting - Coins/Possess Less than 5	10 ATTEMPTS	1			1		
750.2632	Counterfeiting - Deliver/Possess w/ False ID Mark	1 ATTEMPTS	2	1	1			
750.2633	Counterfeiting - Deliver/Possess w/ False ID Mark - Felony	5 ATTEMPTS	5		3		2	
750.264	Counterfeiting - Possession of Counterfeit Marks	MISD ATTEMPTS	1		1			
750.274	Fraud - Purchase/Collect on Fraud Financial Document	10 ATTEMPTS	1				1	
750.277D	Firearms, Transporting Unsecured	MISD ATTEMPTS	1					
750.280	Fraud - Common Law	10 ATTEMPTS	2		2			
750.282-B	Public Utility - Fraudulent Use, Over \$500	4 ATTEMPTS	2	1		1		
750.292	Innkeeper - Defrauding	4 ATTEMPTS	1			1		
750.300A1A	Food Stamps - Fraud, \$250 or Less	10 ATTEMPTS	2		1		1	
750.300A1C	Food Stamps - Fraud Over \$1K	10 ATTEMPTS	1		1			
750.303	Gambling - Gambling House/ Crane Games	2 ATTEMPTS	1					1
750.316	Homicide	LIFE ATTEMPTS	7	7				
750.316-A	Homicide - Murder 1st Degree, Premeditated	LIFE ATTEMPTS	35	35				

NOTE: Be sure to check for related offense codes when examining a particular type of crime. They may or may not be in sequential order or even on the same page. Offenders may have multiple dispositions.

2021 Criminal Court Dispositions by Offense and Type of Disposition — All Offenses

Page 18 of 30

			DISPOSITIONS					
Compiled Laws	Offense	Max. Penalty	Total	Prison ¹	Jail	Jail/ Probation ²	Probation ²	Other ³
GRAND TOTAL		%	50,179	10,638	12,187	19,070	7,649	635
VIOLATIONS			46,646	10,386	11,204	17,708	6,793	555
ATTEMPTS			3,533	252	983	1,362	856	80
750.316-B	Homicide - Felony Murder	LIFE	24	24				
750.316-C	Homicide - Open Murder, Statutory Short Form	LIFE	5	5				
750.317	Homicide - Murder 2nd Degree	LIFE	133	132				1
750.317A	Deliver Controlled Substance Cause Death	LIFE	14	13		1		
750.321	Homicide - Manslaughter	15	9	9				
750.321-A	Homicide - Manslaughter, Statutory Short Form	15	22	19		1	2	
750.321-C	Homicide - Manslaughter, Involuntary	15	22	21			1	
750.321-E	Homicide - Manslaughter w/ Motor Vehicle	15	4	3		1		
750.329	Homicide - Manslaughter, Death w/ Weapon, Aim w/o Malice	15	7	6			1	
750.335	Lewd and Lascivious Conduct	1	2			2		
750.335A	Indecent Exposure (Sexually Delinquent Person)	MISD	24		10	11	3	
750.335A2B	Aggravated Indecent Exposure	2	78	19	13	36	10	
750.335A2C	Indecent Exposure by Sexually Delinquent Person	LIFE	5		2	1	2	
750.338	Gross Indecency Between Males, Commit/Procure	5	13	10		3		
750.338B	Gross Indecency Between Male & Female, Commit/Procure	5	1			1		
750.349	Kidnapping	LIFE	2	1			1	
750.349B	Unlawful Imprisonment	15	24	4	3	16	1	
750.350	Kidnapping - Child Enticement	LIFE	12	12				
750.350A1	Kidnapping - Custodial Interference	1	56	41	4	6	5	
750.356-A	Larceny - Over \$100 (obsolete)	5	9	3		6		
750.3562A	Larceny - \$20K or More	10	1	1		2	1	
750.3562B	Larceny - \$1K - <\$20K - 3rd+ Offense	10	3		2	4	3	
750.3563A	Larceny - \$1K - <\$20K	5	1		1		1	
750.3563B	Larceny - \$200 - <\$1K - 2nd+ Offense	5	29	12	3	7	7	
			3		1		2	
			3	3				
			171	36	31	75	29	
			13	2	3	4	3	1
			5		2	3		

NOTE: Be sure to check for related offense codes when examining a particular type of crime. They may or may not be in sequential order or even on the same page. Offenders may have multiple dispositions.

2021 Criminal Court Dispositions by Offense and Type of Disposition — All Offenses

Page 19 of 30

			DISPOSITIONS					
Compiled Laws	Offense	Max. Penalty	Total	Prison ¹	Jail	Jail/ Probation ²	Probation ²	Other ³
GRAND TOTAL		%	50,179	10,638	12,187	19,070	7,649	635
VIOLATIONS			46,646	10,386	11,204	17,708	6,793	555
ATTEMPTS			3,533	252	983	1,362	856	80
750.3564A	Larceny - \$200 - < \$1K	1	142		65	43	23	11
	ATTEMPTS		4		4			
750.3564B	Larceny - Less Than \$1K - 2nd+ Offense	MISD	1					1
	ATTEMPTS							
750.3565	Larceny - Less Than \$200	MISD	52		31	15	3	3
	ATTEMPTS		1				1	
750.356A	Larceny - From Motor Vehicle	10	4			3	1	
	ATTEMPTS							
750.356A1	Larceny - From Motor Vehicle	5	178	31	50	75	21	1
	ATTEMPTS		27	3	9	12	3	
750.356A2A	Breaking & Entering - Vehicle/Semi-Trailer/House Trailer, <\$200	MISD	58	1	41	10	4	2
	ATTEMPTS		4		1	2		1
750.356A2B1	Breaking & Entering - Vehicle/Semi-Trailer/House Trailer, \$200 - <\$1K	1	13		8	4		1
	ATTEMPTS							
750.356A2B2	Breaking & Entering - Vehicle/Semi-Trailer/House Trailer - 2nd+ Offense	1	4		2			2
	ATTEMPTS							
750.356A2C1	Breaking & Entering - Vehicle/Semi-Trailer/House Trailer, \$1K - <\$20K	5	12	1	3	4	4	
	ATTEMPTS							
750.356A2C2	Breaking & Entering - Vehicle/Semi-Trailer/House Trailer, \$200-<\$1K - 2nd+Ofns	5	3	1			2	
	ATTEMPTS		1	1				
750.356A2D2	Breaking & Entering - Vehicle Semi-Trailer/House Trailer, \$1K-<\$20K - 2nd+Ofns	10	3		1	2		
	ATTEMPTS							
750.356A3	Breaking & Entering - Vehicle Semi-Trailer/House Trailer, w/ Damage	5	55	13	21	14	7	
	ATTEMPTS		3			2	1	
750.356C	Retail Fraud - 1st Degree	5	872	197	266	309	97	3
	ATTEMPTS		39		23	12	4	
750.356D	Retail Fraud - 2nd Degree	1	203		98	59	38	8
	ATTEMPTS		1			1		
750.356D4	Retail Fraud - 3rd Degree	MISD	52		32	12	5	3
	ATTEMPTS							
750.357	Larceny from Person	10	100	32	18	38	12	
	ATTEMPTS		9	3	3	1	2	
750.357B	Weapons - Firearms - Larceny	5	122	27	23	43	29	
	ATTEMPTS		3		1	2		
750.359	Larceny - From Vacant Building	MISD	1		1			
	ATTEMPTS							
750.360	Larceny in Building	4	638	88	216	248	84	2
	ATTEMPTS		92	4	40	40	7	1
750.360A2A	Theft Detection Device - Deactivate/Remove	MISD	20	1	13	2	2	2
	ATTEMPTS							
750.360A2B	Theft Detection Device - Deactivate/Remove - 2nd Offense	4	2	1	1			
	ATTEMPTS							
750.3622A	Larceny by Conversion, \$20K or More	10	14	1	4	6	3	
	ATTEMPTS							
750.3622B	Larceny by Conversion, \$1K - <\$20K - 3rd+ Offense	10	1			1		
	ATTEMPTS							
750.3623A	Larceny by Conversion, \$1K - <\$20K	5	34	7	7	14	5	1
	ATTEMPTS		2		1	1		

NOTE: Be sure to check for related offense codes when examining a particular type of crime. They may or may not be in sequential order or even on the same page. Offenders may have multiple dispositions.

2021 Criminal Court Dispositions by Offense and Type of Disposition — All Offenses

Page 20 of 30

			DISPOSITIONS					
Compiled Laws	Offense	Max. Penalty	Total	Prison ¹	Jail	Jail/ Probation ²	Probation ²	Other ³
GRAND TOTAL			50,179	10,638	12,187	19,070	7,649	635
%				21.2%	24.3%	38.0%	15.2%	1.3%
VIOLATIONS			46,646	10,386	11,204	17,708	6,793	555
ATTEMPTS			3,533	252	983	1,362	856	80
750.3624A	Larceny by False Personation, \$200 - <\$1K	MISD ATTEMPTS	9		1	7	1	
750.3625	Larceny by Conversion, Less than \$200	MISD ATTEMPTS	7		6	1		
750.362A2A	Fail to Return Rented Property, \$20K or More	10 ATTEMPTS	13	1	3	5	4	
750.362A3A	Fail to Return Rented Property, \$1K - <\$20K	5 ATTEMPTS	26 5	2	4 2	8 3	10	2
750.362A4A	Failure to Return Rented Property - 1 Year Misd.	MISD ATTEMPTS	10	1	2	2	2	3
750.377A	Malicious Destruction Pers. Prop.	10 ATTEMPTS	1		1			
750.377A1A1	Malicious Destruction Pers. Prop., \$20K Or More	10 ATTEMPTS	4			2	2	
750.377A1B1	Malicious Destruction Pers. Prop., \$1K - <\$20K	5 ATTEMPTS	150 15	25 2	25 1	61 9	38 3	1
750.377A1B2	Malicious Destruction Pers. Prop., \$200 - <\$1K - 2nd+ Offense	5 ATTEMPTS	1	1				
750.377A1C1	Malicious Destruction Pers. Prop., \$200 - <\$1K	1 ATTEMPTS	145 2	1	56 1	51 1	32	5
750.377A1C2	Malicious Destruction Pers. Prop., Under \$200 - 2nd Offense	MISD ATTEMPTS	1		1			
750.377A1D	Malicious Destruction Pers. Prop., Under \$200	MISD ATTEMPTS	74		41	19	9	5
750.377B	Malicious Destruction Fire/ Police Property	4 ATTEMPTS	130 24	36	34 12	50 8	10 3	1
750.3802A	Malicious Destruction of Bldg., \$20K or More	10 ATTEMPTS	8	4		4		
750.3803A	Malicious Destruction of Bldg., \$1K - <\$20K	5 ATTEMPTS	85 8	15	15 2	34 3	21 3	
750.3804A	Malicious Destruction of Bldg., \$200 - <\$1K	1 ATTEMPTS	44 1		19 1	17	6	2
750.3805	Malicious Destruction of Bldg., <\$200	MISD ATTEMPTS	40		15	15	8	2
750.3821A	Malicious Destruction of Property - Trees, Shrubs, Crops, Grass, Soil	MISD ATTEMPTS	3		2	1		
750.3821B1	Mal. Destr. Trees/Shrubs/etc. \$200 - < \$1K	1 ATTEMPTS	2		1		1	
750.3821C1	Mal. Destr. Trees/Shrubs/etc. \$1K - <\$20K	5 ATTEMPTS	6			3	3	
750.383A	Malicious Destruction of Prop., Utility Prop.	4 ATTEMPTS	15	1		11	2	1
750.3942B	Throwing Objects on Track, Causing Prop. Damage	MISD ATTEMPTS	1			1		
750.3942D	Throw Objects at Trains/Cars, Causing Serious Impairment	10 ATTEMPTS	1	1				
750.397A	Food - Place Harmful Objects In	10 ATTEMPTS	1				1	

NOTE: Be sure to check for related offense codes when examining a particular type of crime. They may or may not be in sequential order or even on the same page. Offenders may have multiple dispositions.

2021 Criminal Court Dispositions by Offense and Type of Disposition — All Offenses

Page 21 of 30

			DISPOSITIONS					
Compiled Laws	Offense	Max. Penalty	Total	Prison ¹	Jail	Jail/ Probation ²	Probation ²	Other ³
GRAND TOTAL			50,179	10,638	12,187	19,070	7,649	635
%				21.2%	24.3%	38.0%	15.2%	1.3%
VIOLATIONS			46,646	10,386	11,204	17,708	6,793	555
ATTEMPTS			3,533	252	983	1,362	856	80
750.411A1A	False Report of Misdemeanor	MISD	17		8	2	4	3
750.411A1B	False Report of Felony	4	85	12	7	37	28	1
		ATTEMPTS	26		7	9	9	1
750.411A3A	False Report/Threat of Bomb/ Harmful Device	4	3		1	2		
		ATTEMPTS	3		1	2		
750.411A4A	False Report of a Medical or Other Emergency	MISD	1			1		
		ATTEMPTS						
750.411H	Stalking	MISD	40		12	18	7	3
		ATTEMPTS						
750.411H2B	Stalking a Minor	5	7	2		2	3	
		ATTEMPTS	2			2		
750.411i	Stalking - Aggravated	5	184	57	16	81	30	
		ATTEMPTS	16		6	9	1	
750.411i2B	Stalking a Minor - Aggravated	10	1				1	
		ATTEMPTS						
750.411S2A	Unlawful Posting Message	2	7	2	1	2	2	
		ATTEMPTS	4		1	2	1	
750.411S2B	Unlawful Posting Message w/ Aggravating Circumstances	5	1			1		
		ATTEMPTS						
750.411U	Gang Membership - Assoc/Member Commit/Attempt Felony	20	3	3				
		ATTEMPTS						
750.411X2	Cyberbullying	MISD	1				1	
		ATTEMPTS						
750.413	Motor Vehicle - Unlawful Drive Away	5	493	146	130	176	40	1
		ATTEMPTS	51	1	17	29	3	1
750.414	Motor Vehicle - Unlawful Use	2	220	13	104	83	16	4
		ATTEMPTS	14		3	5	3	3
750.414-A	Motor Vehicle - Unlawful Use	MISD	20		9	2	9	
		ATTEMPTS	1			1		
750.414A	Motor Vehicle - Possess Master Key	MISD	5		1	1	3	
		ATTEMPTS						
750.4151	Motor Vehicles - Conceal/Misrep. Identity w/out Intent to Mislead	4	2		2			
		ATTEMPTS						
750.4152	Motor Vehicle - Conceal/Misrep. Identity to Mislead	4	1				1	
		ATTEMPTS	1			1		
750.4156	Motor Vehicle - Buy/Receive Part w/ ID Removed/Altered	10	1			1		
		ATTEMPTS						
750.416	Motor Vehicle - Tampering	MISD	1			1		
		ATTEMPTS						
750.422-B	Perjury - Court Proceeding	15	6	1	2	3		
		ATTEMPTS	1	1				
750.425-B	Perjury - Incite/Procure, Court Proceeding	5	4		4			
		ATTEMPTS						
750.43A	Flying - Beam of Light or Energy aimed at Plane or Train	5	1		1			
		ATTEMPTS						
750.448	Prostitution - Accost and Solicit	MISD	10		6	1	2	1
		ATTEMPTS						

NOTE: Be sure to check for related offense codes when examining a particular type of crime. They may or may not be in sequential order or even on the same page. Offenders may have multiple dispositions.

2021 Criminal Court Dispositions by Offense and Type of Disposition — All Offenses

Page 22 of 30

			DISPOSITIONS					
Compiled Laws	Offense	Max. Penalty	Total	Prison ¹	Jail	Jail/ Probation ²	Probation ²	Other ³
GRAND TOTAL		%	50,179	10,638	12,187	19,070	7,649	635
VIOLATIONS			46,646	10,386	11,204	17,708	6,793	555
ATTEMPTS			3,533	252	983	1,362	856	80
750.449A2	Prostitution - Engaging Services of a Minor	5 ATTEMPTS	1			1		
750.450	Prostitution, Aiding and Abetting	MISD ATTEMPTS	1		1			
750.451-C	Prostitution - 2nd Offense	MISD ATTEMPTS	3		1	2		
750.451-D	Prostitution - 3rd Offense	2 ATTEMPTS	9		8	1		
750.452	Prostitution - Keeping House of	5 ATTEMPTS	8		3	4	1	
750.457	Prostitution - Accept Earnings	20 ATTEMPTS	1			1		
750.459	Prostitution - Transport Female (perhaps compel)	20 ATTEMPTS	2	2				
750.462B1	Human Trafficking - Threats of Physical Harm	10 ATTEMPTS	1	1				
750.462DB1	Human Trafficking Enterprise	10 ATTEMPTS	1				1	
750.462DB4	Human Trafficking Enterprise Involving Kidnapping, CSC, or Death	LIFE ATTEMPTS	3	1		1	1	
750.462EA	Human Trafficking - Minor for Commercial Sexual Activity	20 ATTEMPTS	2		2			
750.478	Public Officer - Willfull Neglect of Duty	MISD ATTEMPTS	1		1			
750.478A2	Public Officer - Attempt to Obstruct Official Duties	2 ATTEMPTS	4	3		1		
750.479	Public Officer - Assault/Obstruct	20 ATTEMPTS	1				1	
750.4792	Public Officer - Assault/Obstruct	2 ATTEMPTS	1				1	
750.4792A2	Lying to Peace Officer - Serious Misd Investigation	MISD ATTEMPTS	5		3	1	1	
750.4792B2	Lying to Peace Officer - 1-4 Year Crime Investigation	MISD ATTEMPTS	2		4		1	1
750.4792C2	Lying to Peace Officer - 4 Year or More Crime Investigation	2 ATTEMPTS	4		2		1	1
750.4792D2	Lying to Peace Officer - Violent Crime Investigation	4 ATTEMPTS	13		4	6	3	
750.479A	Police Officer - Flee (Penal Code)	15 ATTEMPTS	60	9	13	23	15	
750.479A2	Police Officer - Flee (Penal Code) 4th Degree	2 ATTEMPTS	4		3			1
750.479A3	Police Officer - Flee (Penal Code) 3rd Degree	5 ATTEMPTS	9	3	1	5		
750.479A4-A	Police Officer - Flee (Penal Code) - 2nd Offense	10 ATTEMPTS	1			1		
750.479A5-A	Police Officer - Flee (Penal Code) 1st Degree	15 ATTEMPTS	182	14	39	97	32	
			25		8	11	5	1
			282	54	51	116	60	1
			7			5	2	
			6	4	1		1	
			1	1				

NOTE: Be sure to check for related offense codes when examining a particular type of crime. They may or may not be in sequential order or even on the same page. Offenders may have multiple dispositions.

2021 Criminal Court Dispositions by Offense and Type of Disposition — All Offenses

Page 23 of 30

			DISPOSITIONS					
Compiled Laws	Offense	Max. Penalty	Total	Prison ¹	Jail	Jail/ Probation ²	Probation ²	Other ³
GRAND TOTAL			50,179	10,638	12,187	19,070	7,649	635
%				21.2%	24.3%	38.0%	15.2%	1.3%
VIOLATIONS			46,646	10,386	11,204	17,708	6,793	555
ATTEMPTS			3,533	252	983	1,362	856	80
750.479B	Peace Officer - Disarm	10	1			1		
ATTEMPTS								
750.479B1	Peace Officer - Disarming -	4	3	2		1		
Non-Firearm			5	1	2	1	1	
ATTEMPTS								
750.479B2	Peace Officer - Disarming - Firearm	10	2	2				
ATTEMPTS			12	1	2	6	3	
750.483A2A	Interfering w/ Crime Report	MISD	8		5	1	2	
ATTEMPTS								
750.483A2B	Interfere w/ Crime Report Threat	10	7	5		1	1	
to Kill/Injure			1		1			
ATTEMPTS			2		1			1
750.483A4A	Interfering w/ Police Investigation	MISD						
ATTEMPTS								
750.483A4B	Interfere w/ Police Investigation	10	1	1				
Threat to Kill/Injure								
ATTEMPTS								
750.483A6A	Tamper w/ Evidence	4	22	1	5	11	5	
ATTEMPTS			1		1			
750.483A6B	Tamper w/ Evidence - Criminal Case	10	15	7	1	5	2	
Max >10 yr Term			2			2		
ATTEMPTS								
750.49-C	Animals - Fighting	4	1	1				
ATTEMPTS								
750.490	Public Money - Safe Keeping	2						
ATTEMPTS			1				1	
750.492A1A	Medical Records - False Info on	4	1			1		
Chart by Health Care Provider								
ATTEMPTS								
750.502D	Anhydrous Ammonia Container,	4	1			1		
Unauthorized Tampering								
ATTEMPTS								
750.504A	Animals - Abandon/Cruelty to	MISD	11		6	3	2	
1 Animal								
ATTEMPTS								
750.504B	Animals - Abandon/Cruelty to	1	4			3		1
2 or 3 Animals								
ATTEMPTS								
750.504B-A	Animals - Abandon/Cruelty Death to	1	4		3		1	
1 Animal								
ATTEMPTS								
750.504C	Animals - Abandon/Cruelty to	2	9		1	7	1	
4 - 9 Animals			1		1			
ATTEMPTS								
750.504D	Animals - Abandon/Cruelty to	4	6			2	3	1
10 or More Animals			1			1		
ATTEMPTS								
750.504E	Animals - Abandon/Cruelty to	7	2			1	1	
25 or More Animals								
ATTEMPTS								
750.505-A	Obstruction of Justice	5	29	3	13	10	3	
ATTEMPTS			7		4	3		
750.505-B	Accessory After the Fact to Felony	5	42	11	7	17	6	1
ATTEMPTS			2			2		
750.505-C	Common Law Offenses	5	6	2		3	1	
ATTEMPTS								
750.5081	Police Radio Receivers/Scanners,	MISD	2		2			
Possess By Felon								
ATTEMPTS								
750.5082B	Police Radio Receivers/Scanners,	2	2	1		1		
Use in Commission of Felony								
ATTEMPTS								

NOTE: Be sure to check for related offense codes when examining a particular type of crime. They may or may not be in sequential order or even on the same page. Offenders may have multiple dispositions.

2021 Criminal Court Dispositions by Offense and Type of Disposition — All Offenses

Page 24 of 30

			DISPOSITIONS					
Compiled Laws	Offense	Max. Penalty	Total	Prison ¹	Jail	Jail/ Probation ²	Probation ²	Other ³
GRAND TOTAL		%	50,179	10,638	12,187	19,070	7,649	635
VIOLATIONS			46,646	10,386	11,204	17,708	6,793	555
ATTEMPTS			3,533	252	983	1,362	856	80
750.50B4	Animals - Kill/Torture - Second Degree	7 ATTEMPTS	9	6		3		
750.50C7	Police Animal - Injure/Harass While Committing Crime	2 ATTEMPTS	2			2		
750.520B	CSC - 1st Degree - Multiple Variables	LIFE ATTEMPTS	1			1		
750.520B1A	CSC - 1st Degree - Person Under 13	LIFE ATTEMPTS	78	78				
750.520B1B	CSC - 1st Degree - Relationship	LIFE ATTEMPTS	53	52				1
750.520B1C	CSC - 1st Degree - During Felony	LIFE ATTEMPTS	3			3		
750.520B1D	CSC - 1st Degree - Accomplices	LIFE ATTEMPTS	68	68				
750.520B1E	CSC - 1st Degree - Weapon Used	LIFE ATTEMPTS	17	17				
750.520B1F	CSC - 1st Degree - Personal Injury	LIFE ATTEMPTS	5	5				
750.520B1G	CSC - 1st Degree - Injury to Incapacitated Victim	LIFE ATTEMPTS	4	4				
750.520B1H	CSC - 1st Degree - Mentally Disabled Relationship	LIFE ATTEMPTS	34	34				
750.520B2B	CSC - 1st Degree - Person <13, Defendant 17+ yrs.	LIFE ATTEMPTS	1	1				
750.520C	CSC - 2nd Degree - Multiple Variables	15 ATTEMPTS	6	6				
750.520C1A	CSC - 2nd Degree - Person Under 13	15 ATTEMPTS	141	140	1			
750.520C1B	CSC - 2nd Degree - Relationship	15 ATTEMPTS	49	32		13	4	
750.520C1C	CSC - 2nd Degree - During Felony	15 ATTEMPTS	1			1		
750.520C1D	CSC - 2nd Degree - Accomplices	15 ATTEMPTS	72	50	6	12	4	
750.520C1F	CSC - 2nd Degree - Personal Injury	15 ATTEMPTS	4	1		3		
750.520C1G	CSC - 2nd Degree - Injury to Incapacitated Victim	15 ATTEMPTS	27	18	2	7		
750.520C1H	CSC - 2nd Degree - Mentally Disabled Relationship	15 ATTEMPTS	7			6	1	
750.520C1L	CSC - 2nd Degree - Detained Juvenile	15 ATTEMPTS	6	4		1	1	
750.520C2B	CSC - 2nd Degree - Person <13, Defendant 17+ yrs.	15 ATTEMPTS	2	2				
750.520D	CSC - 3rd Degree - Multiple Variables	15 ATTEMPTS	9	3		6		
750.520D1A	CSC - 3rd Degree - Person 13-15	15 ATTEMPTS	1			1		
			1	1				
			1	1				
			2		2			
			193	167	1	23	2	
			14	6		7	1	
			42	39	1			2
			4			3	1	
			220	143	6	34	37	
			35	10	1	13	11	

NOTE: Be sure to check for related offense codes when examining a particular type of crime. They may or may not be in sequential order or even on the same page. Offenders may have multiple dispositions.

2021 Criminal Court Dispositions by Offense and Type of Disposition — All Offenses

Page 25 of 30

			DISPOSITIONS					
Compiled Laws	Offense	Max. Penalty	Total	Prison ¹	Jail	Jail/ Probation ²	Probation ²	Other ³
GRAND TOTAL		%	50,179	10,638	12,187	19,070	7,649	635
VIOLATIONS			46,646	10,386	11,204	17,708	6,793	555
ATTEMPTS			3,533	252	983	1,362	856	80
750.520D1B	CSC - 3rd Degree - Force/ Coercion	15 ATTEMPTS	66	61	2	1	2	
750.520D1C	CSC - 3rd Degree - Incapacitated Victim	15 ATTEMPTS	8	3	1	4		
750.520D1D	CSC - 3rd Degree - Incest	15 ATTEMPTS	12	10		2		
750.520E	CSC - 4th Degree - Multiple Variables	2 ATTEMPTS	1		1			8
750.520E1A	CSC - 4th Degree - Force/ Coercion	2 ATTEMPTS	40	32				
750.520E1A-A	CSC - 4th Degree - Victim 13-16	2 ATTEMPTS	35	5	10	15	3	2
750.520E1B	CSC - 4th Degree - Incapacitated Victim	2 ATTEMPTS	3			3		
750.520E1G	CSC - 4th Degree - Incest	2 ATTEMPTS	152	38	17	78	19	
750.520G1	CSC - Assault w/ Intent to Commit Sexual Penetration	2 ATTEMPTS	13	1	2	1	9	
750.520G2	CSC - 2nd Degree Assault	5 ATTEMPTS	81	18	10	48	5	
750.520N	CSC - Tamper w/ Electronic Monitoring Device	2 ATTEMPTS	1		1			
750.529	Robbery - Armed	LIFE ATTEMPTS	23	2	3	16	2	
750.529-A	Robbery - Armed - Serious Injury	LIFE ATTEMPTS	3			2	1	
750.529A	Carjacking	LIFE ATTEMPTS	8		1	7		2
750.530	Robbery - Unarmed	15 ATTEMPTS	69	45		23	1	
750.531	Bank Robbery/Safe Breaking	LIFE ATTEMPTS	2	1			1	
750.531-A	Bank Robbery	LIFE ATTEMPTS	38	20	2	13	3	
750.531B	Safe Breaking	LIFE ATTEMPTS	3	1	2			
750.532	Seduction	5 ATTEMPTS	231	222		3	6	
750.5352A	Stolen Prop. - Receive & Conceal, \$20K or More	10 ATTEMPTS	8	4	2			
750.5353A	Stolen Prop. - Receive & Conceal, \$1K - <\$20K	5 ATTEMPTS	43	40		2	1	
750.5353B	Stolen Prop. - Receive & Conceal, \$200 - <\$1K - 2nd+ Offense	5 ATTEMPTS	7	3	1	3		
750.5354A	Stolen Prop. - Receive & Conceal, \$200 - <\$1K	1 ATTEMPTS	231	101	16	77	36	1
750.5354B	Stolen Prop. - Receive & Conceal	MISD ATTEMPTS	21	4	3	9	5	
			1	1				
			17	12	1	2	2	
			1			1		
			11	8	1	1	1	
			6	5		1		
			16	1	5	7	3	
			44	7	6	11	20	
			3	1	2			
			183	45	55	52	31	
			9	1	2	5	1	
			6	2	1	1	2	
			61		30	10	15	6
			1			1		
			2		1	1		

NOTE: Be sure to check for related offense codes when examining a particular type of crime. They may or may not be in sequential order or even on the same page. Offenders may have multiple dispositions.

2021 Criminal Court Dispositions by Offense and Type of Disposition — All Offenses

Page 26 of 30

			DISPOSITIONS					
Compiled Laws	Offense	Max. Penalty	Total	Prison ¹	Jail	Jail/ Probation ²	Probation ²	Other ³
GRAND TOTAL			50,179	10,638	12,187	19,070	7,649	635
%				21.2%	24.3%	38.0%	15.2%	1.3%
VIOLATIONS			46,646	10,386	11,204	17,708	6,793	555
ATTEMPTS			3,533	252	983	1,362	856	80
750.5355	Stolen Prop. - Receive & Conceal, Under \$200	MISD ATTEMPTS	23		12	5	2	4
750.5357	Stolen Prop. - Receive & Conceal, Motor Vehicle	5 ATTEMPTS	403	93	103	126	77	4
750.5358	Stolen Prop. - Receive & Conceal, Motor Vehicle - Second Offense	10 ATTEMPTS	40	2	14	16	7	1
750.535A2	Motor Vehicles - Operate Chop Shop	10 ATTEMPTS	26	6	2	6	12	
750.535B	Weapons - Firearms, Receive & Conceal	10 ATTEMPTS	1	1				
750.539D	Eavesdropping - Install/Use	2 ATTEMPTS	3	1			2	
750.539D3A2	Eavesdropping - Install/Use Device, 2nd Offense	5 ATTEMPTS	98	33	20	28	17	
750.539E	Eavesdropping - Divulging Information	2 ATTEMPTS	7	1	2	4		
750.539J2A1	Surveil Unclothed Person	2 ATTEMPTS	13	3		7	3	
750.539J2B	Capture/Distribute Image of Unclothed Person	5 ATTEMPTS	3			3		
750.539K	FTD - Unauth. Cap/Transmission Personal Identifying Information	2 ATTEMPTS	1			1		
750.5405A	Interfere w/ Electronic Communications	2 ATTEMPTS	11	1		8	1	1
750.5405B	Interfere w/ Electronic Communications, Injury/Death	4 ATTEMPTS	4		1	1	2	
750.540E	Telecommunications - Malicious Use	MISD ATTEMPTS	32	12	1	17	2	
750.543M	Terrorism - False Report or Threat	20 ATTEMPTS	1			1		
750.552	Trespass	MISD ATTEMPTS	131	21	42	55	11	2
750.552c	Trespass Upon Key Facility	4 ATTEMPTS	29		14	12	3	
750.5531A	Squatting	MISD ATTEMPTS	13	7	3	2	1	
750.72	Arson - Dwelling House/ Curtilage	20 ATTEMPTS	3		1	2		
750.72-A	Arson - Dwelling House	20 ATTEMPTS	20		10	6	4	
750.731	Arson - Second Degree	20 ATTEMPTS	17	11	1	4	1	
750.74	Arson - Personal Property, Over \$50	4 ATTEMPTS	7	1	3	2	1	
750.751	Fourth Degree Arson	5 ATTEMPTS	21		15	3	3	
750.761C	Arson of Insured Personal Property	10 ATTEMPTS	2		1		1	
			1			1		

NOTE: Be sure to check for related offense codes when examining a particular type of crime. They may or may not be in sequential order or even on the same page. Offenders may have multiple dispositions.

2021 Criminal Court Dispositions by Offense and Type of Disposition — All Offenses

Page 27 of 30

			DISPOSITIONS					
Compiled Laws	Offense	Max. Penalty	Total	Prison ¹	Jail	Jail/ Probation ²	Probation ²	Other ³
GRAND TOTAL			50,179	10,638	12,187	19,070	7,649	635
%				21.2%	24.3%	38.0%	15.2%	1.3%
VIOLATIONS			46,646	10,386	11,204	17,708	6,793	555
ATTEMPTS			3,533	252	983	1,362	856	80
750.77	Arson - Preparation to Burn Property	10	2		1		1	
	ATTEMPTS							
750.77(3)	Fifth Degree Arson	MISD	1			1		
	ATTEMPTS							
750.781A1	Arson - Preparation to Burn Property, \$200 - <\$1K	1	2		1		1	
	ATTEMPTS							
750.781A3	Arson - Preparation to Burn Property, Less Than \$200	MISD	1			1		
	ATTEMPTS							
750.791B1	Arson - Preparation to Burn Property, \$200 - <\$1K	1	4		1	2		1
	ATTEMPTS							
750.791C1	Arson - Preparation to Burn Property, \$1K - <\$20K	5	7	4	1	2		
	ATTEMPTS							
750.791C3	Arson - Preparation to Burn Property	5	8		3	4	1	
	ATTEMPTS		1		1			
750.791D1	Arson - Preparation to Burn Property, \$20K or More	10	1	1				
	ATTEMPTS							
750.791D6	Arson - Preparation to Burn a Building	10	8	5		2	1	
	ATTEMPTS		2		1	1		
750.81	Assault/Assault and Battery	MISD	351	4	158	106	69	14
	ATTEMPTS		4		2	2		
750.81-A	Knowingly Assault or Assault & Battery of Pregnant Individual	MISD	3		1			2
	ATTEMPTS							
750.812	Domestic Violence	MISD	843	2	383	300	141	17
	ATTEMPTS		9		1	7	1	
750.813	Domestic Violence and/or Assault Pregnant Individual - 2nd Offense	1	292	1	158	94	32	7
	ATTEMPTS		3		3			
750.814	Domestic Violence - 3rd Offense	2	578	186	118	246	27	1
	ATTEMPTS		50	3	20	15	11	1
750.81A	Assault - Aggravated	MISD	178	2	55	76	37	8
	ATTEMPTS		1				1	
750.81A2	Domestic Violence, Aggravated	MISD	129	2	50	56	18	3
	ATTEMPTS							
750.81A3	Domestic Violence, Aggravated - 2nd Offense	2	52	16	6	26	4	
	ATTEMPTS		5		3	2		
750.81C2	Assault/Battery of DHS Employee	2	1		1			
	ATTEMPTS							
750.81D1	Police Officer - Assault/Resist/Obstruct	2	2,808	475	887	1,090	339	17
	ATTEMPTS		504	2	195	183	102	22
750.81D2	Police Officer - Assault/Resist/Obstruct, Causing Injury	4	149	51	32	45	21	
	ATTEMPTS		4			2	2	
750.81D3	Police Officer - Assault/Resist/Obstruct, Serious Impairment	15	2	2				
	ATTEMPTS							
750.81E1	Assaulting a Utility Company Employee or Contractor	MISD	2			1	1	
	ATTEMPTS							
750.82	Felonious Assault	4	1,301	332	183	568	215	3
	ATTEMPTS		201	8	52	97	44	
750.83	Assault w/ Intent to Murder	LIFE	106	102		1	1	2
	ATTEMPTS							

NOTE: Be sure to check for related offense codes when examining a particular type of crime. They may or may not be in sequential order or even on the same page. Offenders may have multiple dispositions.

2021 Criminal Court Dispositions by Offense and Type of Disposition — All Offenses

Page 28 of 30

			DISPOSITIONS					
Compiled Laws	Offense	Max. Penalty	Total	Prison ¹	Jail	Jail/ Probation ²	Probation ²	Other ³
GRAND TOTAL		%	50,179	10,638	12,187	19,070	7,649	635
VIOLATIONS			46,646	10,386	11,204	17,708	6,793	555
ATTEMPTS			3,533	252	983	1,362	856	80
750.84	Assault w/ Intent to do Great Bodily Harm Less Than Murder	10 ATTEMPTS	645	320	49	215	60	1
750.841B	Assault by Strangulation	10 ATTEMPTS	161	31	28	84	18	
750.85	Torture	LIFE ATTEMPTS	2	2				
			5	2	2	1		
750.86	Assault w/ Intent to Maim	10 ATTEMPTS	5	5				
750.87	Assault w/ Intent to Commit Felony	10 ATTEMPTS	1	1				
750.88	Assault w/ Intent to Rob While Unarmed	15 ATTEMPTS	1	1				
750.89	Assault w/ Intent to Rob While Armed	LIFE ATTEMPTS	11	6	1	2	1	1
			2	1	1			
750.90A	Assault - Pregnant Individual, Miscarriage/Stillbirth w/ Intent	LIFE ATTEMPTS	37	27		7	1	2
750.90BA	Assault - Pregnant Individual, Miscarriage/Stillbirth	15 ATTEMPTS						
750.90DA	Pregnant Indiv. - Oper. Under Infl., Miscarriage/Stillbirth	15 ATTEMPTS	1	1				
750.92	Attempt Commit Crime	10 ATTEMPTS	2		1		1	
752.10031	Health Care Fraud - False Claim	4 ATTEMPTS	1		1			
752.1005	Health Care Fraud - Conspiracy	10 ATTEMPTS	1		1			
752.10542	Copy Audio/Video for Gain - Felony	5 ATTEMPTS	1				1	
752.1084	Organized Retail Crime	5 ATTEMPTS	86	33	23	20	10	
752.541	Riot	10 ATTEMPTS	4		2	1	1	
752.542	Riot - Inciting	10 ATTEMPTS	9	1		8		
752.543	Unlawful Assembly	5 ATTEMPTS	1	1				
752.7971C1	Computers - Fraudulent Access, \$1K - <\$20K	5 ATTEMPTS	1			1		
752.7971D1	Computers - Fraudulent Access, \$20K or More	10 ATTEMPTS	1			1		
752.7972A	Computers - Unauthorized Access	5 ATTEMPTS	8			7	1	
752.7973A	Computers - Use to Commit Crime Max 1 Yr or Less	1 ATTEMPTS	1				1	
752.7973B	Computers - Use to Commit Crime Max >1 Yrs - <2 Yrs	2 ATTEMPTS	3		1	1		1
752.7973C	Computers - Use to Commit Crime Max 2 yrs - <4 yrs	4 ATTEMPTS	2		1		1	
			11	4		7		
			2		1		1	

NOTE: Be sure to check for related offense codes when examining a particular type of crime. They may or may not be in sequential order or even on the same page. Offenders may have multiple dispositions.

2021 Criminal Court Dispositions by Offense and Type of Disposition — All Offenses

Page 29 of 30

			DISPOSITIONS					
Compiled Laws	Offense	Max. Penalty	Total	Prison ¹	Jail	Jail/ Probation ²	Probation ²	Other ³
GRAND TOTAL			50,179	10,638	12,187	19,070	7,649	635
%				21.2%	24.3%	38.0%	15.2%	1.3%
VIOLATIONS			46,646	10,386	11,204	17,708	6,793	555
ATTEMPTS			3,533	252	983	1,362	856	80
752.7973D	Computers - Use to Commit Crime	7	89	30	4	39	16	
	Max 4 yrs - <10 yrs	ATTEMPTS	47	24	1	18	4	
752.7973E	Computers - Use to Commit Crime	10	47	24		16	7	
	Max 10 yrs - <20 yrs	ATTEMPTS	1				1	
752.7973F	Computers - Use to Commit Crime	20	11	7	2	2		
	Max 20 yrs or More	ATTEMPTS	2			2		
752.811A	Breaking & Entering - Coin	3	1		1			
	Operated Device	ATTEMPTS	1					
752.811B	Breaking & Entering - Possess Tool	3	1					
	to Open Coin-Operated Device	ATTEMPTS						
752.843	Weapons - Firearms - Reporting	MISD			1			
	Injury or Death Caused By	ATTEMPTS	34	3	4	22	5	
752.861	Weapons - Firearms, Careless	2	3		1	1	1	
	Use Cause Injury/Death	ATTEMPTS	2			1	1	
752.862-A	Weapons - Firearms, Careless	MISD	4		1	3		
	Discharge, Prop. Damage \$50 or Less	ATTEMPTS	71		32	23	14	2
752.862-B	Weapons - Firearms, Careless Use	MISD	1				1	
	Prop. Damage Over \$50	ATTEMPTS	1					
752.863A	Weapons - Firearms, Reckless Use	MISD	7					
		ATTEMPTS	2					
752.881	Weapons - Bow & Arrow, Reckless	2	7	3	1	3		
	Use Cause Injury/Death	ATTEMPTS	2	1			1	
767A.91B	Prosecutor's Investigative	LIFE	180	38	91	34	2	15
	Subpoena Perjury	ATTEMPTS	4		4			
769.12	Habitual Offender - 4th Offense	LIFE	7		7			
		ATTEMPTS	9	2	4	3		
771.3F	Tampering with Electronic	2	4	1	1	2		
	Monitoring Device	ATTEMPTS	25	4	7	11	3	
780.62	Abscond on Misdemeanor Bond	MISD	4	1		2		1
		ATTEMPTS	45	41	2	1	1	
800.2811	Prisons - Furnish Contraband	5	6	5	1			
	to Prisoner in Prison	ATTEMPTS	1		1			
800.2813	Prisons - Bring Contraband	5	101	98	2	1		
	Into Prison	ATTEMPTS	20	19	1			
800.2814	Prisons - Prisoner Possessing	5	4	2	1	1		
	Contraband	ATTEMPTS	2	1	1			
800.2833	Prisons - Bring Weapon into	5	11	8		2	1	
		ATTEMPTS	4		4			
800.2834	Prisons - Prisoner Possessing	5	1				1	
	Weapon	ATTEMPTS						
800.283A	Prisons - Furnish Cellphone	5						
	to Prisoner	ATTEMPTS						
801.2621A	Jails - Bring Weapon Into	5						
		ATTEMPTS						
801.2622	Jails - Prisoner Possess	5						
	Weapon	ATTEMPTS						
801.262A1	Jails - Furnishing Cell Phone to	5						
	Prisoner	ATTEMPTS						

NOTE: Be sure to check for related offense codes when examining a particular type of crime. They may or may not be in sequential order or even on the same page. Offenders may have multiple dispositions.

2021 Criminal Court Dispositions by Offense and Type of Disposition — All Offenses

Page 30 of 30

Grand Total		
GRAND TOTAL		
%		
VIOLATIONS		
ATTEMPTS		
Compiled Laws	Offense	Max. Penalty
801.262A2	Jails - Prisoner Possessing a Cell Phone	5 ATTEMPTS
801.2631	Jails - Furnish Contraband to Prisoner	5 ATTEMPTS
801.2632	Jails - Prisoner Possessing Contraband	5 ATTEMPTS

DISPOSITIONS					
Total	Prison ¹	Jail	Jail/ Probation ²	Probation ²	Other ³
50,179	10,638	12,187	19,070	7,649	635
	21.2%	24.3%	38.0%	15.2%	1.3%
46,646	10,386	11,204	17,708	6,793	555
3,533	252	983	1,362	856	80
2		1		1	
27	4	10	11	2	
5	1	1	2	1	
59	15	20	17	7	
8		5	3		

¹ Includes HYTA Prison.

² Includes Delayed and Suspended Sentences, HYTA Probation, and SAI Probation.

³ Includes Restitution, Fines, Costs, Community Service and DHS sentences.

NOTE: Be sure to check for related offense codes when examining a particular type of crime. They may or may not be in sequential order or even on the same page. Offenders may have multiple dispositions.

Source: OMNI Court Disposition Extracts

A2a 2021 Criminal Court Dispositions by Offense and Type of Disposition — Non-Assaultive Offenses

Page 1 of 18

			DISPOSITIONS					
Compiled Laws	Offense	Max. Penalty	Total	Prison ¹	Jail	Jail/ Probation ²	Probation ²	Other ³
	GRAND TOTAL	%	23,370	4,116 17.6%	5,877 25.1%	8,745 37.4%	4,265 18.2%	367 1.6%
	VIOLATIONS		21,659	4,025	5,383	8,144	3,778	329
	ATTEMPTS		1,711	91	494	601	487	38
10.33	Executive Orders - Violation	MISD	1					1
	ATTEMPTS							
28.173A	DNA Profiling - Refuse or Resist	MISD	2		2			
	Providing Samples	ATTEMPTS						
28.2143-A	Lien Info. - Unauthorized Disclosure -	MISD	4		4			
	93 Days Misdemeanor	ATTEMPTS						
28.243A	Fingerprinting - Refusal	MISD	2		2			
	ATTEMPTS							
28.2931	State ID Card - False Application	5						
	ATTEMPTS		1			1		
28.2951A-A	State ID Card - Alter/Forge/Use	10	1	1				
	to Commit Felony	ATTEMPTS						
28.2951B-A	State ID Card - Alter/Forge/Use	5	2			1	1	
	to Commit Felony or Misdemeanor	ATTEMPTS						
28.2952	State ID Card - 1 Year Misdemeanor	MISD	1		1			
	ATTEMPTS							
28.2952-A	State ID Card - Counterfeit/Forged-	5	2			1	1	
	Sale/Possessing w Intent to	ATTEMPTS	1				1	
28.422A	Weapons - Pistols, False Statement	4						
	on Sales Record	ATTEMPTS	1			1		
28.425B16	Weapons - Failure to Return	MISD	1			1		
	Suspended/Revoked CCW License	ATTEMPTS						
28.425J3	Weapons - Pistols, Unlawfully Granting	4	2			2		
	Presenting, Pistol Training Cert.	ATTEMPTS						
28.425K2A	Weapons - Pistols, Carrying Concealed	MISD	13		4	8	1	
	While Under the Influence	ATTEMPTS						
28.425K2B	Weapons - Pistols, Carry Concealed	MISD	7		2	3	1	1
	w/BAC > .08 and < .10 Grams	ATTEMPTS						
28.729	Sex Offenders - Failure to Register	4	46	10	25	6	4	1
	ATTEMPTS		6	1	5			
28.7291B	Sex Offenders - Failure to Register -	7	7	1	6			
	2nd Offense	ATTEMPTS						
28.7291C	Sex Offenders - Failure to Register -	10	3		3			
	3rd Offense	ATTEMPTS						
28.7292	Sex Offenders - Failure to Comply	MISD	21	2	14	4		1
	w/ Duties	ATTEMPTS	1		1			
28.7294	Sex Offenders - Refusing/Failing to	MISD	3		3			
	Pay Registration Fee	ATTEMPTS						
75.422A	Perjury - Court Proceeding,	LIFE	1		1			
	Capital Crime	ATTEMPTS						
125.14471C1	Housing - MSHDA - False Pretenses,	5	1			1		
	\$1K - <\$20K	ATTEMPTS						
168.9311M	Election Law - Failure to Perform Duty	MISD	1				1	
	ATTEMPTS							
168.932AA	Election Law - Impersonating Another	5						
	to Vote at an Election	ATTEMPTS	1				1	
205.271A	Taxes - Fail to File/False Return	5	15			14	1	
	ATTEMPTS							

NOTE: Be sure to check for related offense codes when examining a particular type of crime. They may or may not be in sequential order or even on the same page. Offenders may have multiple dispositions.

A2a 2021 Criminal Court Dispositions by Offense and Type of Disposition — Non-Assaultive Offenses

Page 2 of 18

			DISPOSITIONS					
Compiled Laws	Offense	Max. Penalty	Total	Prison ¹	Jail	Jail/ Probation ²	Probation ²	Other ³
	GRAND TOTAL	%	23,370	4,116	5,877	8,745	4,265	367
	VIOLATIONS		21,659	4,025	5,383	8,144	3,778	329
	ATTEMPTS		1,711	91	494	601	487	38
205.271C	Taxes - Make/Permit False Returns	5	1			1		
	ATTEMPTS							
205.4282	Tobacco Products Tax Act	5	2		1		1	
	Violation Felony	ATTEMPTS						
205.4284	Tobacco Products Tax Act Violations	MISD	3			2	1	
	ATTEMPTS							
257.215	Operating - Unregistered Vehicle	MISD	16		9		5	2
	ATTEMPTS							
257.233A6	Motor Vehicles - Odometer	5	1		1			
	Tampering	ATTEMPTS						
257.254	Motor Vehicle Code - Intent to	10	6		1	2	3	
	Pass False Title	ATTEMPTS						
257.256	License Plate/Registration/Title	MISD	39		16	6	12	5
	Unlawful Use	ATTEMPTS						
257.257	License Documents/Plates -	5	26	1	5	10	10	
	Forgery	ATTEMPTS	2			2		
257.301	Operating - No/Multiple Licenses	MISD	41		28	8	4	1
	ATTEMPTS							
257.306	Motor Vehicles - Learner's Permit	MISD	2		2			
	Violation	ATTEMPTS						
257.310	Driver's License - Forgery/Use to	VAR	1				1	
	Commit Offense	ATTEMPTS						
257.31010	Driver's License - Forged, Possession	MISD	2		1		1	
	ATTEMPTS							
257.3107A	Driver's License - Forge w/ Intent	10	2		1		1	
	to Commit Crime Max 10 Yrs+	ATTEMPTS	1		1			
257.3107B	Driver's License - Forge w/ Intent	5	2			2		
	to Commit Crime Max 6mos-<10 yrs	ATTEMPTS						
257.3109	Driver's License - Forged,	5	3		3			
	Possession of 2 or More	ATTEMPTS						
257.311	Operate w/o License	MISD	23	1	12	4	3	3
	ATTEMPTS							
257.312	Operate w/ Restricted License	MISD	11		9	1		1
	ATTEMPTS							
257.312A	Operating - Motorcycles/Mopeds w/o	MISD	6		4		2	
	Endorsement	ATTEMPTS						
257.324	Operate w/ Forged/Altered License/	MISD	38	1	27	4	2	4
	False ID	ATTEMPTS						
257.325	Motor Vehicle - Allowing Unlicensed	MISD	1		1			
	Minor to Operate	ATTEMPTS						
257.326	Operate - Owner Permitting Another	MISD	5		4	1		
	to Violate Motor Vehicle	ATTEMPTS						
257.328	Motor Vehicle Code - Producing False	MISD	2				2	
	Evidence of Insurance	ATTEMPTS						
257.3291	Insurance Certificates - Possess/	5	2				2	
	Sale of Stolen/Counterfeit	ATTEMPTS						
257.602	Police Officer - Refuse to Obey	MISD	4		2		1	1
	Traffic Order	ATTEMPTS						

NOTE: Be sure to check for related offense codes when examining a particular type of crime. They may or may not be in sequential order or even on the same page. Offenders may have multiple dispositions.

A2a 2021 Criminal Court Dispositions by Offense and Type of Disposition — Non-Assaultive Offenses

Page 3 of 18

			DISPOSITIONS					
Compiled Laws	Offense	Max. Penalty	Total	Prison ¹	Jail	Jail/ Probation ²	Probation ²	Other ³
GRAND TOTAL			23,370	4,116	5,877	8,745	4,265	367
%				17.6%	25.1%	37.4%	18.2%	1.6%
VIOLATIONS			21,659	4,025	5,383	8,144	3,778	329
ATTEMPTS			1,711	91	494	601	487	38
257.617A	Fail to Stop at Personal Injury Accident	1 ATTEMPTS	16		9	4	2	1
257.618	Fail to Stop at Property Damage Accident (Attended Vehicle)	MISD ATTEMPTS	48		22	16	8	2
257.620	Fail to Stop after Collision	MISD ATTEMPTS	34		19	7	6	2
257.621	Failure to Report Accident to Fixtures	MISD ATTEMPTS	11		6	3		2
257.622	Fail to Report Accident	MISD ATTEMPTS	1		1			
257.624A	Alcohol - Open Container in Vehicle	MISD ATTEMPTS	21		11	3	3	4
257.625	Operating Vehicle Intoxicated	15 ATTEMPTS	84	1	55	20	3	5
257.6251-A	Operating Vehicle Intoxicated	MISD ATTEMPTS	1		1			
257.62510B	Operating Vehicle Intoxicated - 2nd Offense	1 ATTEMPTS	2			1	1	
257.62510C	Operating Vehicle Intoxicated - 3rd Offense	1 ATTEMPTS	459	4	234	148	63	10
257.6251C	Operating Vehicle Intoxicated, High Blood Alcohol	MISD ATTEMPTS	8			3	5	
257.6253	Operate - Impaired	MISD ATTEMPTS	5		1	2	2	
257.6256	Operating Vehicle Intoxicated, Impaired - 3rd Felony	5 ATTEMPTS	4		1	3		
257.6256B	Operating Vehicle Intoxicated, Contr. Sub. - 2nd Offense	1 ATTEMPTS	74	1	21	38	12	2
257.6256D	Operating Vehicle Intoxicated, Contr. Sub. - 3rd Offense	5 ATTEMPTS	1			1	1	
257.6257A1	Operating Vehicle Intoxicated, w/ Occupant <16	1 ATTEMPTS	153		87	49	13	4
257.6257A2	Operating Vehicle Intoxicated, w/ Occupant <16 - 2nd+ Offense	5 ATTEMPTS	2		1	1		
257.6258	Operating Vehicle, w/ Presence of Controlled Substance	MISD ATTEMPTS	1					
257.625A5	Commercial Motor Vehicles - Breath Analysis Refusal	MISD ATTEMPTS	269		72	155	39	3
257.625B	OUIL	5 ATTEMPTS	1		1			
257.627	Speed Law Violation	MISD ATTEMPTS	2,245	338	184	1,614	107	2
257.6556-A	Minor Operating Vehicle, w/ Any Blood Alcohol Content	MISD ATTEMPTS	8			8		
257.7326	Commission of a Felony with a Motor Vehicle	None ATTEMPTS	38		11	20	5	2
257.903	Motor Vehicle Code, False Certification	5 ATTEMPTS	54	1	8	42	3	
			28		13	10	5	
			1			1		
			1				1	
			7	1	2	1	2	1
			6		1	3	2	
			6		1	2	3	

NOTE: Be sure to check for related offense codes when examining a particular type of crime. They may or may not be in sequential order or even on the same page. Offenders may have multiple dispositions.

A2a 2021 Criminal Court Dispositions by Offense and Type of Disposition — Non-Assaultive Offenses

Page 4 of 18

			DISPOSITIONS					
Compiled Laws	Offense	Max. Penalty	Total	Prison ¹	Jail	Jail/ Probation ²	Probation ²	Other ³
	GRAND TOTAL	%	23,370	4,116 17.6%	5,877 25.1%	8,745 37.4%	4,265 18.2%	367 1.6%
	VIOLATIONS		21,659	4,025	5,383	8,144	3,778	329
	ATTEMPTS		1,711	91	494	601	487	38
257.904	Operate - License Suspended/ Revoked/Denied	15 ATTEMPTS	5		3	1	1	
257.9041B	Operate - Allow Suspended/ Revoked/Denied to Operate	MISD ATTEMPTS	461 3	4	317 2	68	43 1	29
257.9041C	Operate - Allow Suspended/Revoked/ Denied to Operate - 2nd+ Offense	1 ATTEMPTS	444	2	336	75	13	18
257.9042-A	Motor Vehicles - Allowing Suspended Person to Operate	MISD ATTEMPTS	3		2			1
257.904A	Operating - No License for 3 Years	MISD ATTEMPTS	7		2			5
28.674	Public Threat - False Report	4 ATTEMPTS	1			1		
324.21571B1	State Land - Trespass/Damages, \$200 - < \$1K	MISD ATTEMPTS	1			1		
324.401113	Wildlife Conservation Part - Possessing Bow in Vehicle	MISD ATTEMPTS	1			1		
324.401131	Wildlife Conservation Part - Using Artificial Light/Weapon	MISD ATTEMPTS	1		1			
324.40116	Wildlife Conservation Part - Failure to Wear Hunter Orange	MISD ATTEMPTS	2		1	1		
324.401181	Wildlife Conservation Part - General Violations	MISD ATTEMPTS	1		1			
324.401183	Wildlife Conservation Part - Taking Deer/Bear/Turkeys	MISD ATTEMPTS	6		5	1		
324.515031	Forest Fires - No Burning Permit	MISD ATTEMPTS	1		1			
324.731021	Trespass, Recreational Trespass Law	MISD ATTEMPTS	1			1		
324.801761	Marine Safety, OUIL Per Se	MISD ATTEMPTS	1			1		
324.81122	ORV - Operating on Highway or Right-of-Way	MISD ATTEMPTS	1					1
324.811461	ORV - Operate, Fleeing and Eluding	MISD ATTEMPTS	1				1	
324.82123	Snowmobiles - Failure to Wear Crash Helmet	MISD ATTEMPTS	1		1			
324.82132	Snowmobiles - Failure to Report Accident	MISD ATTEMPTS	1		1			
324.82147A2A	Snowmobiles - Operating - License Suspended Revoked	MISD ATTEMPTS	1		1			
324.821583	Snowmobiles - Providing False ID Misd.	MISD ATTEMPTS	1		1			
333.16294	Health Profession - Unauthorized Practice Felony	4 ATTEMPTS	1			1		
333.28413	Concealing the Death of an Individual	5 ATTEMPTS	4		1	2	1	
3339.56011	Skilled Trades Regulation Act - Unlic Practice of Occup. Tital - Misd.	MISD ATTEMPTS	1		1			

NOTE: Be sure to check for related offense codes when examining a particular type of crime. They may or may not be in sequential order or even on the same page. Offenders may have multiple dispositions.

A2a 2021 Criminal Court Dispositions by Offense and Type of Disposition — Non-Assaultive Offenses

Page 5 of 18

			DISPOSITIONS					
Compiled Laws	Offense	Max. Penalty	Total	Prison ¹	Jail	Jail/ Probation ²	Probation ²	Other ³
GRAND TOTAL			23,370	4,116	5,877	8,745	4,265	367
%				17.6%	25.1%	37.4%	18.2%	1.6%
VIOLATIONS			21,659	4,025	5,383	8,144	3,778	329
ATTEMPTS			1,711	91	494	601	487	38
339.6016A	Unlicensed Residential Builder	1	2				2	
ATTEMPTS								
400.60	Fraud - Welfare	4	23	1	5	9	8	
ATTEMPTS			7		3	3	1	
400.601-A	Fraud - Welfare, \$500 or Less	4	7		1	3	3	
ATTEMPTS								
400.602-A	Fraud - Welfare, Failure to Inform, \$500 or Less	MISD	6			1	3	2
ATTEMPTS								
400.602-B	Fraud - Welfare, Failure to Inform, Over \$500	4	21	2	4	6	8	1
ATTEMPTS			2		1	1		
400.6031	Medicaid Fraud - False Statement in Benefit Application	4	1				1	
ATTEMPTS								
400.6071	Medicaid Fraud - False Claim	4	7	2	4	1		
ATTEMPTS								
400.71313-A	Adult Foster Care Facility - Operating w/o License - 2 Yr Felony	2	1			1		
ATTEMPTS								
421.54M	Unemployment Comp. Fraud, False Statmnt/Misrep. \$3.5K to \$25K	1	1				1	
ATTEMPTS								
432.2181	Gambling Operations - Felony Violations	10	1				1	
ATTEMPTS			1				1	
436.16131	Alcohol - Furnishing Place for Consideration (1 Yr Felony)	MISD	1		1			
ATTEMPTS								
436.17011-A	Alcohol - Sell/Furnish to Minor	MISD	4		3			1
ATTEMPTS								
445.25833	Pyramid Promotional Scheme - Participate	MISD	1		1			
ATTEMPTS								
445.331	Mail Theft	MISD	6		6			
ATTEMPTS								
445.4332	Buy/Sell Stolen Non Ferrous Metals - 1st Offense	5	6		1	2	3	
ATTEMPTS								
445.65	Identity Theft	5	148	4	23	78	42	1
ATTEMPTS			9		4	3	2	
445.65A	Identity Theft - Second Offense	10	3	2			1	
ATTEMPTS								
445.65B	Identity Theft - Third Offense	15	1			1		
ATTEMPTS								
445.67	Identity Theft - Obtain/Possess/Transfer ID w/ Intent	5	42	6	2	19	15	
ATTEMPTS								
445.67-A	Personal Identifying Information - Obtain w/ Intent to Commit Identity Theft - 2nd	10	1			1		
ATTEMPTS								
445.67-B	Personal Identifying Information - Obtain w/ Intent to Commit Identity Theft - 3rd	15	1				1	
ATTEMPTS								
484.16053	Emergency Telephone Service - Using For Unauthorized Purpose - 2nd+ Offense	2	4		3	1		
ATTEMPTS								
500.3102	Motor Vehicle - Operating w/o Security	MISD	79	1	50	15	3	10
ATTEMPTS			2		1			1
500.45111	Insurance - Fraudulent Acts	4	13		1	9	3	
ATTEMPTS			1		1			

NOTE: Be sure to check for related offense codes when examining a particular type of crime. They may or may not be in sequential order or even on the same page. Offenders may have multiple dispositions.

A2a 2021 Criminal Court Dispositions by Offense and Type of Disposition — Non-Assaultive Offenses

Page 6 of 18

			DISPOSITIONS					
Compiled Laws	Offense	Max. Penalty	Total	Prison ¹	Jail	Jail/ Probation ²	Probation ²	Other ³
GRAND TOTAL			23,370	4,116	5,877	8,745	4,265	367
%				17.6%	25.1%	37.4%	18.2%	1.6%
VIOLATIONS			21,659	4,025	5,383	8,144	3,778	329
ATTEMPTS			1,711	91	494	601	487	38
500.45112	Insurance Fraud - Conspiracies	10	2			1	1	
ATTEMPTS								
570.152	Contractor - Fraudulent Use	3	8		3	3	2	
of Building Contract Fund			1			1		
ATTEMPTS								
600.1701	Contempt of Court	MISD	5			1	3	1
ATTEMPTS								
600.2907A2	Real Property - Encumber w/o	3	1		1			
Lawful Cause								
ATTEMPTS								
600.2950	Domestic Violence - Personal	MISD	4		2	1	1	
Protection Order								
ATTEMPTS								
722.6332	Child Abuse - Failure to Report	MISD	3		2	1		
ATTEMPTS								
722.6335B	Child Abuse - Intentional False	VAR	1		1			
Report Felony								
ATTEMPTS								
750.110	Breaking & Entering - Bldg.	15	619	223	107	230	58	1
w/ Intent			72	10	15	39	7	1
ATTEMPTS								
750.110-A	Breaking & Entering - Unoccupied	10	10			10		
Bldg. w/ Intent			3	1	1	1		
ATTEMPTS								
750.110A3	Home Invasion - 2nd Degree	15	306	147	31	93	34	1
ATTEMPTS			23	6	8	9		
750.110A4	Home Invasion - 3rd Degree	5	333	56	79	166	31	1
ATTEMPTS			36	1	12	23		
750.111	Breaking & Entering - Entry w/o	5	49	10	10	25	4	
Breaking, w/ Intent			5		1	3	1	
ATTEMPTS								
750.113	Breaking & Entering - Coin Box	MISD	2		2			
ATTEMPTS			1		1			
750.115	Breaking & Entering - Illegal Entry	MISD	3				3	
w/o Owner's Permission/Denied								
ATTEMPTS								
750.115A	Illegal Entry (w/o Owners Permission)	MISD	93		39	27	20	7
ATTEMPTS								
750.116	Burglar's Tools - Possess	10	56	25	4	22	5	
ATTEMPTS			4	1		2	1	
750.117	Public Officer - Bribery	4	3			2	1	
ATTEMPTS								
750.1227A	Witness - Bribe/Intimidate/	4	27	9	6	10	2	
Interfere			4	2	2			
ATTEMPTS								
750.125	Bribery - Agents, Servants,	MISD	1				1	
Employees								
ATTEMPTS								
750.1313A1	Check - Non-Sufficient Funds,	MISD	1		1			
Less than \$100								
ATTEMPTS								
750.1313B1	Check - Non-Sufficient Funds,	1	7		3	1	3	
\$100 - <\$500								
ATTEMPTS								
750.1313C	Check - Non-Sufficient Funds,	2	25	7	5	6	7	
\$500 or more			3		3			
ATTEMPTS								
750.131A1	Check - No Account	2	28	2	6	15	4	1
ATTEMPTS			11		8		1	2
750.131A2	Check - Non-Sufficient Funds,	2	5		2	2	1	
Three w/in 10 days			1		1			
ATTEMPTS								

NOTE: Be sure to check for related offense codes when examining a particular type of crime. They may or may not be in sequential order or even on the same page. Offenders may have multiple dispositions.

A2a 2021 Criminal Court Dispositions by Offense and Type of Disposition — Non-Assaultive Offenses

Page 7 of 18

			DISPOSITIONS					
Compiled Laws	Offense	Max. Penalty	Total	Prison ¹	Jail	Jail/ Probation ²	Probation ²	Other ³
GRAND TOTAL			23,370	4,116	5,877	8,745	4,265	367
%				17.6%	25.1%	37.4%	18.2%	1.6%
VIOLATIONS			21,659	4,025	5,383	8,144	3,778	329
ATTEMPTS			1,711	91	494	601	487	38
750.135A2A	Child Abuse - Leaving Child Unattended in Vehicle	MISD ATTEMPTS	1				1	
750.140	Children - Exhibition	MISD ATTEMPTS	1			1		
750.147B	Ethnic Intimidation	2 ATTEMPTS	10	3	2	5		
750.157A	Compounding Offenses	5 ATTEMPTS	3			1	2	
750.157AC	Conspiracy (Misd.)	MISD ATTEMPTS	1			1		
750.157N	Financial Transaction Device - Steal/Retain/Possess	4 ATTEMPTS	1				1	1
750.157N1	Financial Transaction Device - Steal/Retain w/o Consent	4 ATTEMPTS	471	61	138	189	81	2
750.157N2	Financial Transaction Device - Possess Fraudulent One	4 ATTEMPTS	31		14	14	2	1
750.157P	Financial Transaction Device - Possess w/ Intent to Use/Sell	4 ATTEMPTS	131	3	76	25	27	
750.157Q	Financial Transaction Device - Illegal Sale/Use	4 ATTEMPTS	13		3	2	8	
750.157R	Financial Transaction Device - Forge/Alter/Counterfeit	4 ATTEMPTS	73	6	14	25	28	
750.157S1A1	Financial Transaction Device - Use Revoked/Cancelled to Obt	MISD ATTEMPTS	5		2	2	1	
750.157S1B1	Financial Transaction Device - Use Revoked/Cancelled, \$100-<\$500	1 ATTEMPTS	193	23	32	97	40	1
750.157U	Financial Transaction Device - Overcharge	4 ATTEMPTS	22	2	4	11	5	
750.157V	Financial Transaction Device - False ID	4 ATTEMPTS	3				3	
750.157W1B1	Financial Trans. Device - Fraud Withdraw/Transfer, \$200 - <\$1K	1 ATTEMPTS	2			2		
750.157W1C1	Financial Trans. Device - Fraud Withdraw/Transfer, \$1K - <\$20K	5 ATTEMPTS	1			1		
750.157W1D1	Financial Trans. Device - Fraud Withdraw/Transfer, \$20K or More	10 ATTEMPTS	4		2	1	1	
750.159I1	Criminal Enterprise - Conduct	20 ATTEMPTS	2			2		
750.159I4-A	Criminal Enterprise - Conspiracy	20 ATTEMPTS	5		5			
750.160	Dead Bodies - Disinterment and Mutilation	10 ATTEMPTS	5			1	3	1
750.161	Desertion/Abandon/Non-Support	3 ATTEMPTS	1			1		
750.165	Child Support - Fail to Pay	4 ATTEMPTS	26	18	1	6	1	
750.167	Disorderly Person	MISD ATTEMPTS	10	2	1	7		
			6	3			3	
			5	4		1		
			5			3	2	
			320	13	72	156	79	
			47		11	26	9	1
			17		4	5	7	1
			1		1			

NOTE: Be sure to check for related offense codes when examining a particular type of crime. They may or may not be in sequential order or even on the same page. Offenders may have multiple dispositions.

A2a 2021 Criminal Court Dispositions by Offense and Type of Disposition — Non-Assaultive Offenses

Page 8 of 18

			DISPOSITIONS					
Compiled Laws	Offense	Max. Penalty	Total	Prison ¹	Jail	Jail/ Probation ²	Probation ²	Other ³
GRAND TOTAL			23,370	4,116	5,877	8,745	4,265	367
%				17.6%	25.1%	37.4%	18.2%	1.6%
VIOLATIONS			21,659	4,025	5,383	8,144	3,778	329
ATTEMPTS			1,711	91	494	601	487	38
750.1671A	Disorderly Person - Non-Support	MISD	29		17	2	4	6
		ATTEMPTS	2				1	1
750.1671B	Disorderly Person - Common Prostitute	MISD	1		1			
		ATTEMPTS						
750.1671C	Disorderly Person - Window Peeper	MISD	1				1	
		ATTEMPTS						
750.1671DB	Disorderly Person - Illegal Occupation	MISD	2		1		1	
		ATTEMPTS						
750.1671E	Disorderly Person - Drunk	MISD	31		21	4	2	4
		ATTEMPTS						
750.1671G	Disorderly Person - Vagrancy	MISD	1		1			
		ATTEMPTS						
750.1671J	Disorderly Person - Loitering about	MISD	3		3			
	Illegal Business	ATTEMPTS						
750.1671L	Disorderly Person - Jostling	MISD	10		4	1	2	3
		ATTEMPTS						
750.167A	Hunting while Intoxicated	MISD	1				1	
		ATTEMPTS						
750.170	Disturbing the Peace	MISD	56		27	8	12	9
		ATTEMPTS						
750.1742	Embezzlement - Less Than \$200	MISD	6		2	1	2	1
		ATTEMPTS						
750.1743A	Embezzle - Agent or Trustee	1	47		14	21	10	2
	\$200 - <\$1K	ATTEMPTS	1		1			
750.1743C	Embezzle - <\$200 from Non-Profit	1	1			1		
	or Charity	ATTEMPTS						
750.1744A	Embezzle - Agent or Trustee,	5	141	3	16	87	34	1
	\$1K - <\$20K	ATTEMPTS	14		1	9	4	
750.1744B	Embezzle - Agent or Trustee,	5	1			1		
	\$200 - <\$1K - 2nd+ Offense	ATTEMPTS						
750.1744C	Embezzle - \$200 - <\$1K from	5	1			1		
	Non-Profit or Charity	ATTEMPTS						
750.1745A	Embezzle - Agent or Trustee,	10	30	2	5	17	6	
	\$20K - <\$50K	ATTEMPTS	2			1	1	
750.1745C	Embezzle - \$1K - <\$20K from	10	2			1	1	
	Non-Profit or Charity	ATTEMPTS	1				1	
750.1746	Embezzle - \$50K - <\$100K	15	11	3	1	4	3	
		ATTEMPTS	3			2	1	
750.1747	Embezzlement - \$100K or More	15	24	14	1	7	2	
		ATTEMPTS						
750.174A2	Embezzlement - From Vulnerable	MISD	1				1	
	Adult, Less than \$200	ATTEMPTS						
750.174A3A	Embezzlement - From Vulnerable	1	11		4	4	1	2
	Adult, \$200 - <\$1K	ATTEMPTS						
750.174A4A	Embezzlement - From Vulnerable	5	24		4	12	8	
	Adult, \$1K - <\$20K	ATTEMPTS	2	1		1		
750.174A5A	Embezzlement - From Vulnerable	10	4			3	1	
	Adult, \$20K or More	ATTEMPTS						

NOTE: Be sure to check for related offense codes when examining a particular type of crime. They may or may not be in sequential order or even on the same page. Offenders may have multiple dispositions.

A2a 2021 Criminal Court Dispositions by Offense and Type of Disposition — Non-Assaultive Offenses

Page 9 of 18

			DISPOSITIONS					
Compiled Laws	Offense	Max. Penalty	Total	Prison ¹	Jail	Jail/ Probation ²	Probation ²	Other ³
GRAND TOTAL		%	23,370	4,116	5,877	8,745	4,265	367
VIOLATIONS		ATTEMPTS	21,659	4,025	5,383	8,144	3,778	329
		ATTEMPTS	1,711	91	494	601	487	38
750.174A6A	Embezzlement - From Vulnerable Adult, \$50K - <\$100K	15 ATTEMPTS	4	1		2	1	
750.174A7A	Embezzlement - From Vulnerable Adult, \$100K or More	20 ATTEMPTS	4	1		3		
750.175	Embezzle - Public Official, Over \$50	10 ATTEMPTS	16	1	12		3	
750.1815A	Embezzle - Jointly Held Property \$20K or More	10 ATTEMPTS	1				1	
750.183-A	Escape - Aiding Prisoner	7 ATTEMPTS	1	1				
750.186A	Escape - Juvenile Facility	4 ATTEMPTS	1			1		
750.193	Escape - Prison	5 ATTEMPTS	1		1			
750.1951	Escape - From Misdemeanor Jail Sentence	2 ATTEMPTS	2		2			
750.1952	Escape - From Felony Jail Sentence	4 ATTEMPTS	2		1	1		
750.1971	Escape - Awaiting Trial for Misdemeanor	2 ATTEMPTS	3		1	1	1	
750.1972	Escape - Awaiting Trial for Felony	4 ATTEMPTS	7	5	2			
750.197A	Escape - Lawful Custody	1 ATTEMPTS	1		1			
750.1992	Harboring Misdemeanants	MISD ATTEMPTS	6		5	1		
750.1993	Harboring Felons	4 ATTEMPTS	2		1		1	
750.199A	Bond - Abscond or Forfeit	4 ATTEMPTS	9		3	3	3	
750.200L	Harmful Substance/Device - Person Falsely Exposed	5 ATTEMPTS	1		1			
750.215	False Personation of Public Officer	MISD ATTEMPTS	68	22	32	11	3	
750.2153	Impersonate Peace Officer to Commit Crime	4 ATTEMPTS	25	2	15	6		2
750.217	Obstruct Officer By Disguise	1 ATTEMPTS	5	2		1	2	
750.2183	False Pretenses - Less Than \$200	MISD ATTEMPTS	4		2	1		1
750.2183A	False Pretenses - \$200 - <\$1K	1 ATTEMPTS	4	2		2		
750.2184A	False Pretenses - \$1K - <\$20K	5 ATTEMPTS	1		1			
750.2184B	False Pretenses - \$200 - <\$1K - 2nd+ Offense	5 ATTEMPTS	2		2			
750.2185A	False Pretenses - \$20K or More	10 ATTEMPTS	12		1	3	8	
			1		1			
			27		7	9	9	2
			60	9	6	27	18	
			4		3		1	
			2		1	1		
			25	2	3	9	11	
			5		4		1	

NOTE: Be sure to check for related offense codes when examining a particular type of crime. They may or may not be in sequential order or even on the same page. Offenders may have multiple dispositions.

A2a 2021 Criminal Court Dispositions by Offense and Type of Disposition — Non-Assaultive Offenses

Page 10 of 18

			DISPOSITIONS					
Compiled Laws	Offense	Max. Penalty	Total	Prison ¹	Jail	Jail/ Probation ²	Probation ²	Other ³
GRAND TOTAL			23,370	4,116	5,877	8,745	4,265	367
%				17.6%	25.1%	37.4%	18.2%	1.6%
VIOLATIONS			21,659	4,025	5,383	8,144	3,778	329
ATTEMPTS			1,711	91	494	601	487	38
750.2185B	False Pretenses - \$1K - <\$20K - 3rd+ Offense	10 ATTEMPTS	2	2				
750.2186A	False Pretenses - \$5K - <\$100K	15 ATTEMPTS	7		1	3	3	
			1	1				
750.21871A	False Pretenses - \$100,000 or More	20 ATTEMPTS	1			1		
750.219	False Statements - Financial Condition	MISD ATTEMPTS	2				2	
750.219E	Financial Institution - Unauthorized Credit Application	4 ATTEMPTS	1		1			
750.2234	Weapons - Firearms, Sale to Felon	10 ATTEMPTS	1			1		
750.2241-A	Weapons - Dangerous Weapon - Misc.	5 ATTEMPTS	67	12	13	33	8	1
			17	2	8	6	1	
750.224A	Weapons - Taser, Possession or Sale Taser	4 ATTEMPTS	85	5	19	40	20	1
			21		7	8	3	3
750.224B	Weapons - Firearms, Short-Barrel Shotgun/Rifle	5 ATTEMPTS	32	6	6	17	3	
			5		2	2	1	
750.224E	Weapons - Firearms - Device Convert Semiautomatic to Automatic	4 ATTEMPTS	2			2		
750.224F	Weapons - Firearms, Possession by Felon	5 ATTEMPTS	897	389	130	284	86	8
			17	1	9	4	2	1
750.224F6	Weapons - Ammunition - Possession by Felon	5 ATTEMPTS	188	72	32	59	23	2
			16	1	8	4	3	
750.226	Weapons - Dangerous Weapon, Carry w/ Unlawful Intent	5 ATTEMPTS	46	14	4	25	3	
			2			1	1	
750.227	Weapons - Carry Concealed	5 ATTEMPTS	3,004	322	364	1,220	1,087	11
			539	2	58	146	327	6
750.227A	Weapons - Firearms - Unlawful Possession by Security Guard	4 ATTEMPTS	1		1			
750.227B	Weapons - Felony Firearm	10 ATTEMPTS	2	1			1	
750.227B-A	Weapons - Felony Firearm	2 ATTEMPTS	834	738	5	28	63	
			10		9		1	
750.227B-A1	Weapons - Felony Firearm - Pneumatic Gun	2 ATTEMPTS	14	6	1	2	5	
750.227B-B	Weapons - Felony Firearm - 2nd Offense	5 ATTEMPTS	53	52			1	
750.227B-C	Weapons - Felony Firearm - 3rd Offense	10 ATTEMPTS	12	12				
750.227C	Weapons - Firearms, Possess Loaded in Vehicle	2 ATTEMPTS	163	5	42	78	37	1
			41		13	12	10	6
750.227D	Weapons - Firearms, Improper Possession in Vehicle	MISD ATTEMPTS	91		37	22	20	12
			1		1			
750.227F	Body Armor - Possession/Use w/o Written Permission	MISD ATTEMPTS	3		2	1		
750.227G9A	Weapons - Body Armor - Possess/Use by Violent Felon	4 ATTEMPTS	2			2		

NOTE: Be sure to check for related offense codes when examining a particular type of crime. They may or may not be in sequential order or even on the same page. Offenders may have multiple dispositions.

A2a 2021 Criminal Court Dispositions by Offense and Type of Disposition — Non-Assaultive Offenses

Page 11 of 18

			DISPOSITIONS					
Compiled Laws	Offense	Max. Penalty	Total	Prison ¹	Jail	Jail/ Probation ²	Probation ²	Other ³
	GRAND TOTAL	%	23,370	4,116 17.6%	5,877 25.1%	8,745 37.4%	4,265 18.2%	367 1.6%
	VIOLATIONS		21,659	4,025	5,383	8,144	3,778	329
	ATTEMPTS		1,711	91	494	601	487	38
750.230	Weapons - Firearms, Alter ID Marks	2 ATTEMPTS	7	1	2	4		
750.232A1	Weapons - Firearms - Purchasing w/o License	MISD ATTEMPTS	327 3		5	36	284 3	2
750.232A4	Weapons - Firearms, Using False ID to Purchase	MISD ATTEMPTS	1			1		
750.234D	Weapons - Firearms, Possess on Restricted Premises	MISD ATTEMPTS	2		1		1	
750.234E	Weapons - Firearms - Brandishing in Public	MISD ATTEMPTS	44		11	20	13	
750.237A1	Weapon - Free School Zones, General Felony Violations	5 ATTEMPTS	1				1	
750.237A2	Weapon - Free School Zones, General Misdemeanor	MISD ATTEMPTS	1		1			
750.248	Forgery	14 ATTEMPTS	38 6	4 1	12 4	17 1	5	
750.248A	Financial Transaction Device - Utter & Publish	4 ATTEMPTS	1			1		
750.248B	Forgery of a Document Affecting Real Property	14 ATTEMPTS	2				2	
750.249	Utter & Publish	14 ATTEMPTS	336 77	22 3	107 41	142 24	61 8	4 1
750.249A	Financial Transaction Device - Forgery	4 ATTEMPTS	2			1	1	
750.249B	Uttering & Publishing a Document Affecting Real Property	14 ATTEMPTS	3	2			1	
750.252	Utter & Publish - Possess Counterfeit Note w/ Intent	7 ATTEMPTS	3				3	
750.253	Utter & Publish - Counterfeit Bills/Notes	5 ATTEMPTS	53 8	2	24 4	21 3	6 1	
750.254	Utter & Publish - Possess Counterfeit Bank/State/Bills	5 ATTEMPTS	7 1	1	4	1 1	1	
750.255	Counterfeiting - Possess Tools	10 ATTEMPTS	1		1			
750.260	Counterfeiting - Coins/Possess 5 or more	LIFE ATTEMPTS	2	1	1			
750.261	Counterfeiting - Coins/Possess Less than 5	10 ATTEMPTS	5 1		3 1		2	
750.2632	Counterfeiting - Deliver/Possess w/ False ID Mark	1 ATTEMPTS	1				1	
750.2633	Counterfeiting - Deliver/Possess w/ False ID Mark - Felony	5 ATTEMPTS	1			1		
750.264	Counterfeiting - Possession of Counterfeit Marks	MISD ATTEMPTS	1				1	
750.274	Fraud - Purchase/Collect on Fraud Financial Document	10 ATTEMPTS	1		1			
750.277D	Firearms, Transporting Unsecured	MISD ATTEMPTS	2		2			

NOTE: Be sure to check for related offense codes when examining a particular type of crime. They may or may not be in sequential order or even on the same page. Offenders may have multiple dispositions.

A2a 2021 Criminal Court Dispositions by Offense and Type of Disposition — Non-Assaultive Offenses

Page 12 of 18

			DISPOSITIONS					
Compiled Laws	Offense	Max. Penalty	Total	Prison ¹	Jail	Jail/ Probation ²	Probation ²	Other ³
GRAND TOTAL			23,370	4,116	5,877	8,745	4,265	367
%				17.6%	25.1%	37.4%	18.2%	1.6%
VIOLATIONS			21,659	4,025	5,383	8,144	3,778	329
ATTEMPTS			1,711	91	494	601	487	38
750.280	Fraud - Common Law	10	2	1		1		
		ATTEMPTS	1			1		
750.282-B	Public Utility - Fraudulent Use, Over \$500	4	2		1		1	
		ATTEMPTS	1		1			
750.292	Innkeeper - Defrauding	4	2		2			
		ATTEMPTS						
750.300A1A	Food Stamps - Fraud, \$250 or Less	10	4			4		
		ATTEMPTS						
750.300A1C	Food Stamps - Fraud Over \$1K	10	1	1				
		ATTEMPTS						
750.303	Gambling - Gambling House/ Crane Games	2	2			1	1	
		ATTEMPTS	1					1
750.350A1	Kidnapping - Custodial Interference	1	9		2	4	3	
		ATTEMPTS	1				1	
750.356-A	Larceny - Over \$100 (obsolete)	5	1		1			
		ATTEMPTS						
750.3562A	Larceny - \$20K or More	10	29	12	3	7	7	
		ATTEMPTS	3		1		2	
750.3562B	Larceny - \$1K - <\$20K - 3rd+ Offense	10	3	3				
		ATTEMPTS						
750.3563A	Larceny - \$1K - <\$20K	5	171	36	31	75	29	
		ATTEMPTS	13	2	3	4	3	1
750.3563B	Larceny - \$200 - <\$1K - 2nd+ Offense	5	5		2	3		
		ATTEMPTS						
750.3564A	Larceny - \$200 - < \$1K	1	142		65	43	23	11
		ATTEMPTS	4		4			
750.3564B	Larceny - Less Than \$1K - 2nd+ Offense	MISD	1					1
		ATTEMPTS						
750.3565	Larceny - Less Than \$200	MISD	52		31	15	3	3
		ATTEMPTS	1				1	
750.356A	Larceny - From Motor Vehicle	10	4			3	1	
		ATTEMPTS						
750.356A1	Larceny - From Motor Vehicle	5	178	31	50	75	21	1
		ATTEMPTS	27	3	9	12	3	
750.356A2A	Breaking & Entering - Vehicle/Semi- Trailer/House Trailer, <\$200	MISD	58	1	41	10	4	2
		ATTEMPTS	4		1	2		1
750.356A2B1	Breaking & Entering - Vehicle/Semi- Trailer/House Trailer, \$200 - <\$1K	1	13		8	4		1
		ATTEMPTS						
750.356A2B2	Breaking & Entering - Vehicle/Semi- Trailer/House Trailer - 2nd+ Offense	1	4		2			2
		ATTEMPTS						
750.356A2C1	Breaking & Entering - Vehicle/Semi- Trailer/House Trailer, \$1K - <\$20K	5	12	1	3	4	4	
		ATTEMPTS						
750.356A2C2	Breaking & Entering - Vehicle/Semi- Trailer/House Trailer, \$200-<\$1K - 2nd+Ofns	5	3	1			2	
		ATTEMPTS	1	1				
750.356A2D2	Breaking & Entering - Vehicle Semi- Trailer/House Trailer, \$1K-<\$20K - 2nd+Ofns	10	3		1	2		
		ATTEMPTS						
750.356A3	Breaking & Entering - Vehicle Semi- Trailer/House Trailer, w/ Damage	5	55	13	21	14	7	
		ATTEMPTS	3			2	1	

NOTE: Be sure to check for related offense codes when examining a particular type of crime. They may or may not be in sequential order or even on the same page. Offenders may have multiple dispositions.

A2a 2021 Criminal Court Dispositions by Offense and Type of Disposition — Non-Assaultive Offenses

Page 13 of 18

			DISPOSITIONS					
Compiled Laws	Offense	Max. Penalty	Total	Prison ¹	Jail	Jail/ Probation ²	Probation ²	Other ³
GRAND TOTAL			23,370	4,116	5,877	8,745	4,265	367
%				17.6%	25.1%	37.4%	18.2%	1.6%
VIOLATIONS			21,659	4,025	5,383	8,144	3,778	329
ATTEMPTS			1,711	91	494	601	487	38
750.356C	Retail Fraud - 1st Degree	5	872	197	266	309	97	3
		ATTEMPTS	39		23	12	4	
750.356D	Retail Fraud - 2nd Degree	1	203		98	59	38	8
		ATTEMPTS	1			1		
750.356D4	Retail Fraud - 3rd Degree	MISD	52		32	12	5	3
		ATTEMPTS						
750.357	Larceny from Person	10	100	32	18	38	12	
		ATTEMPTS	9	3	3	1	2	
750.357B	Weapons - Firearms - Larceny	5	122	27	23	43	29	
		ATTEMPTS	3		1	2		
750.359	Larceny - From Vacant Building	MISD	1		1			
		ATTEMPTS						
750.360	Larceny in Building	4	638	88	216	248	84	2
		ATTEMPTS	92	4	40	40	7	1
750.360A2A	Theft Detection Device - Deactivate/ Remove	MISD	20	1	13	2	2	2
		ATTEMPTS						
750.360A2B	Theft Detection Device - Deactivate/ Remove - 2nd Offense	4	2	1	1			
		ATTEMPTS						
750.3622A	Larceny by Conversion, \$20K or More	10	14	1	4	6	3	
		ATTEMPTS						
750.3622B	Larceny by Conversion, \$1K - <\$20K - 3rd+ Offense	10	1			1		
		ATTEMPTS						
750.3623A	Larceny by Conversion, \$1K - <\$20K	5	34	7	7	14	5	1
		ATTEMPTS	2		1	1		
750.3624A	Larceny by False Personation, \$200 - <\$1K	MISD	9		1	7	1	
		ATTEMPTS						
750.3625	Larceny by Conversion, Less than \$200	MISD	7		6	1		
		ATTEMPTS						
750.362A2A	Fail to Return Rented Property, \$20K or More	10	13	1	3	5	4	
		ATTEMPTS						
750.362A3A	Fail to Return Rented Property, \$1K - <\$20K	5	26	2	4	8	10	2
		ATTEMPTS	5		2	3		
750.362A4A	Failure to Return Rented Property - 1 Year Misd.	MISD	10	1	2	2	2	3
		ATTEMPTS						
750.377A	Malicious Destruction Pers. Prop.	10	1		1			
		ATTEMPTS						
750.377A1A1	Malicious Destruction Pers. Prop., \$20K Or More	10	4			2	2	
		ATTEMPTS						
750.377A1B1	Malicious Destruction Pers. Prop., \$1K - <\$20K	5	150	25	25	61	38	1
		ATTEMPTS	15	2	1	9	3	
750.377A1B2	Malicious Destruction Pers. Prop., \$200 - <\$1K - 2nd+ Offense	5	1	1				
		ATTEMPTS						
750.377A1C1	Malicious Destruction Pers. Prop., \$200 - <\$1K	1	145	1	56	51	32	5
		ATTEMPTS	2		1	1		
750.377A1C2	Malicious Destruction Pers. Prop., Under \$200 - 2nd Offense	MISD	1		1			
		ATTEMPTS						
750.377A1D	Malicious Destruction Pers. Prop., Under \$200	MISD	74		41	19	9	5
		ATTEMPTS						

NOTE: Be sure to check for related offense codes when examining a particular type of crime. They may or may not be in sequential order or even on the same page. Offenders may have multiple dispositions.

A2a 2021 Criminal Court Dispositions by Offense and Type of Disposition — Non-Assaultive Offenses

Page 14 of 18

			DISPOSITIONS					
Compiled Laws	Offense	Max. Penalty	Total	Prison ¹	Jail	Jail/ Probation ²	Probation ²	Other ³
GRAND TOTAL			23,370	4,116	5,877	8,745	4,265	367
%				17.6%	25.1%	37.4%	18.2%	1.6%
VIOLATIONS			21,659	4,025	5,383	8,144	3,778	329
ATTEMPTS			1,711	91	494	601	487	38
750.3802A	Malicious Destruction of Bldg., \$20K or More	10 ATTEMPTS	8	4		4		
750.3803A	Malicious Destruction of Bldg., \$1K - <\$20K	5 ATTEMPTS	85 8	15	15 2	34 3	21 3	
750.3804A	Malicious Destruction of Bldg., \$200 - <\$1K	1 ATTEMPTS	44 1		19 1	17	6	2
750.3805	Malicious Destruction of Bldg., <\$200	MISD ATTEMPTS	40		15	15	8	2
750.3821A	Malicious Destruction of Property - Trees, Shrubs, Crops, Grass, Soil	MISD ATTEMPTS	3		2	1		
750.3821B1	Mal. Destr. Trees/Shrubs/etc. \$200 - < \$1K	1 ATTEMPTS	2		1		1	
750.3821C1	Mal. Destr. Trees/Shrubs/etc. \$1K - <\$20K	5 ATTEMPTS	6			3	3	
750.383A	Malicious Destruction of Prop., Utility Prop.	4 ATTEMPTS	15	1		11	2	1
750.411A1A	False Report of Misdemeanor	MISD ATTEMPTS	17		8	2	4	3
750.411A1B	False Report of Felony	4 ATTEMPTS	85 26	12	7 7	37 9	28 9	1 1
750.411A3A	False Report/Threat of Bomb/ Harmful Device	4 ATTEMPTS	3 3		1 1	2 2		
750.411A4A	False Report of a Medical or Other Emergency	MISD ATTEMPTS	1			1		
750.411U	Gang Membership - Assoc/Member Commit/Attempt Felony	20 ATTEMPTS	3	3				
750.413	Motor Vehicle - Unlawful Drive Away	5 ATTEMPTS	493 51	146 1	130 17	176 29	40 3	1 1
750.414	Motor Vehicle - Unlawful Use	2 ATTEMPTS	220 14	13	104 3	83 5	16 3	4 3
750.414-A	Motor Vehicle - Unlawful Use	MISD ATTEMPTS	20 1		9	2 1	9	
750.414A	Motor Vehicle - Possess Master Key	MISD ATTEMPTS	5		1	1	3	
750.4151	Motor Vehicles - Conceal/Misrep. Identity w/out Intent to Mislead	4 ATTEMPTS	2		2			
750.4152	Motor Vehicle - Conceal/Misrep. Identity to Mislead	4 ATTEMPTS	1 1			1	1	
750.4156	Motor Vehicle - Buy/Receive Part w/ ID Removed/Altered	10 ATTEMPTS	1			1		
750.416	Motor Vehicle - Tampering	MISD ATTEMPTS	1			1		
750.422-B	Perjury - Court Proceeding	15 ATTEMPTS	6 1	1 1	2	3		
750.425-B	Perjury - Incite/Procure, Court Proceeding	5 ATTEMPTS	4		4			
750.43A	Flying - Beam of Light or Energy Aimed at Plane or Train	5 ATTEMPTS	1		1			

NOTE: Be sure to check for related offense codes when examining a particular type of crime. They may or may not be in sequential order or even on the same page. Offenders may have multiple dispositions.

A2a 2021 Criminal Court Dispositions by Offense and Type of Disposition — Non-Assaultive Offenses

Page 15 of 18

			DISPOSITIONS					
Compiled Laws	Offense	Max. Penalty	Total	Prison ¹	Jail	Jail/ Probation ²	Probation ²	Other ³
	GRAND TOTAL	%	23,370	4,116 17.6%	5,877 25.1%	8,745 37.4%	4,265 18.2%	367 1.6%
	VIOLATIONS		21,659	4,025	5,383	8,144	3,778	329
	ATTEMPTS		1,711	91	494	601	487	38
750.448	Prostitution - Accost and Solicit	MISD	10		6	1	2	1
750.450	Prostitution, Aiding and Abetting	MISD	1		1			
750.451-C	Prostitution - 2nd Offense	MISD	3		1	2		
750.451-D	Prostitution - 3rd Offense	2	9		8	1		
750.452	Prostitution - Keeping House of	5	8		3	4	1	
750.457	Prostitution - Accept Earnings	20	1			1		
750.478	Public Officer - Willfull Neglect of Duty	MISD	2	2				
750.478A2	Public Officer - Attempt to Obstruct Official Duties	2	1				1	
750.4792A2	Lying to Peace Officer - Serious Misd Investigation	MISD	4		2		1	1
750.4792B2	Lying to Peace Officer - 1-4 Year Crime Investigation	MISD	13		4	6	3	
750.4792C2	Lying to Peace Officer - 4 Year or More Crime Investigation	2	60	9	13	23	15	
750.4792D2	Lying to Peace Officer - Violent Crime Investigation	4	4		3			1
750.483A2A	Interfering w/ Crime Report	MISD	9	3	1	5		
750.483A4A	Interfering w/ Police Investigation	MISD	8		5	1	2	
750.483A6A	Tamper w/ Evidence	4	2		1			1
750.483A6B	Tamper w/ Evidence - Criminal Case Max >10 yr Term	10	22	1	5	11	5	
750.49-C	Animals - Fighting	4	1		1			
750.490	Public Money - Safe Keeping	2	1					
750.492A1A	Medical Records - False Info on Chart by Health Care Provider	4	1			1		
750.502D	Anhydrous Ammonia Container, Unauthorized Tampering	4	1			1		
750.504A	Animals - Abandon/Cruelty to 1 Animal	MISD	11		6	3	2	
750.504B	Animals - Abandon/Cruelty to 2 or 3 Animals	1	4			3		1
750.504B-A	Animals - Abandon/Cruelty Death to 1 Animal	1	4		3		1	
750.504C	Animals - Abandon/Cruelty to 4 - 9 Animals	2	9		1	7	1	
		ATTEMPTS	1		1			

NOTE: Be sure to check for related offense codes when examining a particular type of crime. They may or may not be in sequential order or even on the same page. Offenders may have multiple dispositions.

A2a 2021 Criminal Court Dispositions by Offense and Type of Disposition — Non-Assaultive Offenses

Page 16 of 18

			DISPOSITIONS					
Compiled Laws	Offense	Max. Penalty	Total	Prison ¹	Jail	Jail/ Probation ²	Probation ²	Other ³
GRAND TOTAL			23,370	4,116	5,877	8,745	4,265	367
%				17.6%	25.1%	37.4%	18.2%	1.6%
VIOLATIONS			21,659	4,025	5,383	8,144	3,778	329
ATTEMPTS			1,711	91	494	601	487	38
750.504D	Animals - Abandon/Cruelty to 10 or More Animals	4 ATTEMPTS	6			2	3	1
750.504E	Animals - Abandon/Cruelty to 25 or More Animals	7 ATTEMPTS	1			1	1	
750.505-A	Obstruction of Justice	5 ATTEMPTS	2			1	1	
750.505-B	Accessory After the Fact to Felony	5 ATTEMPTS	29	3	13	10	3	
750.505-C	Common Law Offenses	5 ATTEMPTS	7		4	3		
750.5081	Police Radio Receivers/Scanners, Possess By Felon	MISD ATTEMPTS	42	11	7	17	6	1
750.5082B	Police Radio Receivers/Scanners, Use in Commission of Felony	2 ATTEMPTS	2			2		
750.50B4	Animals - Kill/Torture - Second Degree	7 ATTEMPTS	6	2		3	1	
750.520N	CSC - Tamper w/ Electronic Monitoring Device	2 ATTEMPTS	2		2			
750.5352A	Stolen Prop. - Receive & Conceal, \$20K or More	10 ATTEMPTS	2	1		1		
750.5353A	Stolen Prop. - Receive & Conceal, \$1K - <\$20K	5 ATTEMPTS	9	6		3		
750.5353B	Stolen Prop. - Receive & Conceal, \$200 - <\$1K - 2nd+ Offense	5 ATTEMPTS	2			2		
750.5354A	Stolen Prop. - Receive & Conceal, \$200 - <\$1K	1 ATTEMPTS	3	1	2			
750.5354B	Stolen Prop. - Receive & Conceal	MISD ATTEMPTS	44	7	6	11	20	
750.5355	Stolen Prop. - Receive & Conceal, Under \$200	MISD ATTEMPTS	3	1	2			
750.5357	Stolen Prop. - Receive & Conceal, Motor Vehicle	5 ATTEMPTS	183	45	55	52	31	
750.5358	Stolen Prop. - Receive & Conceal, Motor Vehicle - Second Offense	10 ATTEMPTS	9	1	2	5	1	
750.535A2	Motor Vehicles - Operate Chop Shop	10 ATTEMPTS	6	2	1	1	2	
750.535B	Weapons - Firearms, Receive & Conceal	10 ATTEMPTS	61		30	10	15	6
750.539D	Eavesdropping - Install/Use	2 ATTEMPTS	1			1		
750.539D3A2	Eavesdropping - Install/Use Device, 2nd Offense	5 ATTEMPTS	2		1	1		
750.539E	Eavesdropping - Divulging Information	2 ATTEMPTS	23		12	5	2	4
750.539K	FTD - Unauth. Cap/Transmission Personal Identifying Information	MISD ATTEMPTS	403	93	103	126	77	4
750.5405A	Interfere w/ Electronic Communications	2 ATTEMPTS	40	2	14	16	7	1
			26	6	2	6	12	
			1	1				
			3	1			2	
			98	33	20	28	17	
			7	1	2	4		
			13	3		7	3	
			3			3		
			1			1		
			1			1		
			131	21	42	55	11	2
			29		14	12	3	

NOTE: Be sure to check for related offense codes when examining a particular type of crime. They may or may not be in sequential order or even on the same page. Offenders may have multiple dispositions.

A2a 2021 Criminal Court Dispositions by Offense and Type of Disposition — Non-Assaultive Offenses

Page 17 of 18

			DISPOSITIONS					
Compiled Laws	Offense	Max. Penalty	Total	Prison ¹	Jail	Jail/ Probation ²	Probation ²	Other ³
GRAND TOTAL			23,370	4,116	5,877	8,745	4,265	367
%				17.6%	25.1%	37.4%	18.2%	1.6%
VIOLATIONS			21,659	4,025	5,383	8,144	3,778	329
ATTEMPTS			1,711	91	494	601	487	38
750.543M	Terrorism - False Report or Threat	20 ATTEMPTS	17	11	1	4	1	
750.552	Trespass	MISD ATTEMPTS	7	1	3	2	1	
750.552c	Trespass Upon Key Facility	4 ATTEMPTS	21		15	3	3	
750.5531A	Squatting	MISD ATTEMPTS	2		1		1	
750.92	Attempt Commit Crime	10 ATTEMPTS	1			1		
752.10031	Health Care Fraud - False Claim	4 ATTEMPTS	2		1		1	
752.1005	Health Care Fraud - Conspiracy	10 ATTEMPTS	1		1			
752.10542	Copy Audio/Video for Gain - Felony	5 ATTEMPTS	1				1	
752.1084	Organized Retail Crime	5 ATTEMPTS	86	33	23	20	10	
752.543	Unlawful Assembly	5 ATTEMPTS	4		2	1	1	
752.7971C1	Computers - Fraudulent Access, \$1K - <\$20K	5 ATTEMPTS	1				1	
752.7971D1	Computers - Fraudulent Access, \$20K or More	10 ATTEMPTS	1			1		
752.7972A	Computers - Unauthorized Access	5 ATTEMPTS	8			7	1	
752.7973A	Computers - Use to Commit Crime Max 1 Yr or Less	1 ATTEMPTS	1				1	
752.7973B	Computers - Use to Commit Crime Max >1 Yrs - <2 Yrs	2 ATTEMPTS	3		1	1		1
752.7973C	Computers - Use to Commit Crime Max 2 yrs - <4 yrs	4 ATTEMPTS	2		1			
752.7973D	Computers - Use to Commit Crime Max 4 yrs - <10 yrs	7 ATTEMPTS	11	4		7		
752.7973E	Computers - Use to Commit Crime Max 10 yrs - <20 yrs	10 ATTEMPTS	2		1		1	
752.7973F	Computers - Use to Commit Crime Max 20 yrs or More	20 ATTEMPTS	89	30	4	39	16	
752.811A	Breaking & Entering - Coin Operated Device	3 ATTEMPTS	47	24	1	18	4	
752.811B	Breaking & Entering - Possess Tool to Open Coin-Operated Device	3 ATTEMPTS	47	24		16	7	
752.843	Weapons - Firearms - Reporting Injury or Death Caused By	MISD ATTEMPTS	1				1	
767A.91B	Prosecutor's Investigative Subpoena Perjury	LIFE ATTEMPTS	11	7	2	2		
769.12	Habitual Offender - 4th Offense	LIFE ATTEMPTS	2		1	2		
			1					
			7	3	1	3		
			2	1			1	

NOTE: Be sure to check for related offense codes when examining a particular type of crime. They may or may not be in sequential order or even on the same page. Offenders may have multiple dispositions.

A2a 2021 Criminal Court Dispositions by Offense and Type of Disposition — Non-Assaultive Offenses

Page 18 of 18

			DISPOSITIONS					
			Total	Prison ¹	Jail	Jail/ Probation ²	Probation ²	Other ³
GRAND TOTAL			23,370	4,116	5,877	8,745	4,265	367
%				17.6%	25.1%	37.4%	18.2%	1.6%
VIOLATIONS			21,659	4,025	5,383	8,144	3,778	329
ATTEMPTS			1,711	91	494	601	487	38
Compiled Laws	Offense	Max. Penalty						
771.3F	Tampering with Electronic Monitoring Device	2 ATTEMPTS	180	38	91	34	2	15
780.62	Abscond on Misdemeanor Bond	MISD ATTEMPTS	4		4			
			7		7			
800.2811	Prisons - Furnish Contraband to Prisoner in Prison	5 ATTEMPTS	9	2	4	3		
			4	1	1	2		
800.2813	Prisons - Bring Contraband Into Prison	5 ATTEMPTS	25	4	7	11	3	
			4	1		2		1
800.2814	Prisons - Prisoner Possessing Contraband	5 ATTEMPTS	45	41	2	1	1	
			6	5	1			
800.2833	Prisons - Bring Weapon into	5 ATTEMPTS	1		1			
800.2834	Prisons - Prisoner Possessing Weapon	5 ATTEMPTS	101	98	2	1		
			20	19	1			
800.283A	Prisons - Furnish Cellphone to Prisoner	5 ATTEMPTS	4	2	1	1		
801.2621A	Jails - Bring Weapon Into	5 ATTEMPTS	2	1	1			
801.2622	Jails - Prisoner Possess Weapon	5 ATTEMPTS	11	8		2	1	
			4		4			
801.262A1	Jails - Furnishing Cell Phone to Prisoner	5 ATTEMPTS	1				1	
801.262A2	Jails - Prisoner Possessing a Cell Phone	5 ATTEMPTS	2		1		1	
801.2631	Jails - Furnish Contraband to Prisoner	5 ATTEMPTS	27	4	10	11	2	
			5	1	1	2	1	
801.2632	Jails - Prisoner Possessing Contraband	5 ATTEMPTS	59	15	20	17	7	
			8		5	3		

¹ Includes HYTA Prison.

² Includes Delayed and Suspended Sentences, HYTA Probation, and SAI Probation.

³ Includes Restitution, Fines, Costs, Community Service and DHS sentences.

NOTE: Be sure to check for related offense codes when examining a particular type of crime. They may or may not be in sequential order or even on the same page. Offenders may have multiple dispositions.

Source: OMNI Court Disposition Extracts

A2b 2021 Criminal Court Dispositions by Offense and Type of Disposition — Drug Offenses

Page 1 of 3

			DISPOSITIONS					
Compiled Laws	Offense	Max. Penalty	Total	Prison ¹	Jail	Jail/ Probation ²	Probation ²	Other ³
GRAND TOTAL			11,367	1,743	3,004	4,993	1,516	111
%				15.3%	26.4%	43.9%	13.3%	1.0%
VIOLATIONS			10,980	1,717	2,909	4,841	1,410	10
ATTEMPTS			387	26	95	152	106	8
333.17766C1	Contr. Sub. - Ephedrine/ Pseudoephedrine Posses >12 grams	2 ATTEMPTS	1			1		
333.17766C1B	Contr. Sub. - Ephedrine/Pseudoephedrine Purchase > 9 grams within a 30 Day Period	MISD ATTEMPTS	2					2
333.17766C1D	Contr. Sub. - Ephedrine/Pseudoephedrine Purchas/Possess to Make Meth	5 ATTEMPTS	20	5	5	8	2	
333.17766E	Contr. Sub. - Drugs, Knowingly Attempts to Possess False/Forged/Altered Rx	MISD ATTEMPTS	2			2		
333.279654	Reg & Tax Marij. Act	None	2				1	1
333.73413	Contr. Sub. - Imitation Mfg/ Distribution	2 ATTEMPTS	30	3	5	19	3	
333.74012A1	Contr. Sub. - Del/Mfg 1,000+ Grams (Narc. or Cocaine)	LIFE ATTEMPTS	3	3				
333.74012A2	Contr. Sub. - Del/Mfg 450 - 999 Grams (Narc. or Cocaine)	30 ATTEMPTS	2	1	1			
333.74012A3	Contr. Sub. - Del/Mfg 50 - 449 Grams (Narc. or Cocaine)	20 ATTEMPTS	22 1	20 1		1	1	
333.74012A4	Contr. Sub. - Del/Mfg Under 50 Grams (Narc. or Cocaine)	20 ATTEMPTS	941 52	289 5	203 11	338 11	107 25	4
333.74012B-A	Contr. Sub. - Del/Mfg (Sched. 1-3), Except Marijuana	7 ATTEMPTS	186 14	40 2	38 4	82 2	22 5	4 1
333.74012B-B	Contr. Sub. - Del/Mfg (Subs added Sched. 1-3 by Rule)	7 ATTEMPTS	5	1		3	1	
333.74012B1	Contr. Sub. - Del/Mfg Meth/Ecstasy	20 ATTEMPTS	559 22	394 3	26 4	103 13	35 2	1
333.74012C-A	Contr. Sub. - Del/Mfg (Sched. 4)	4 ATTEMPTS	39	9	11	14	5	
333.74012C-B	Contr. Sub. - Del/Mfg (Added to Sched. 4 by Board Rule)	4 ATTEMPTS	8			2	6	
333.74012D	Contr. Sub. - Del/Mfg (Sched. 5)	2 ATTEMPTS	11	3	1	4	2	1
333.74012D1	Contr. Sub. - Del/Mfg 45 or More Kilograms Marijuana	15 ATTEMPTS	2		1	1		
333.74012D2	Contr. Sub. - Del/Mfg 5 to <45 Kilograms Marijuana	7 ATTEMPTS	1 1		1		1	
333.74012D3	Contr. Sub. - Del/Mfg Marijuana	4 ATTEMPTS	86 8	8	33 2	30 3	12 3	3
333.74012F	Prescription Forms - Del/Mfg/ Intent	7 ATTEMPTS	4		2	2		
333.7401C2A	Contr. Sub. - Operate/Maintain Lab	10 ATTEMPTS	2		2			
333.7401C2C	Contr. Sub. - Operate/Maintain Lab Involving Hazardous Waste	20 ATTEMPTS	2	1	1			
333.7401C2D	Contr. Sub. - Operate/Maintain Lab Near Specified Places	20 ATTEMPTS	2	2				
333.7401C2D-A	Contr. Sub. - Operate/Maintain Meth Lab Near Specified Places	20 ATTEMPTS	2 1	2 1				

NOTE: Be sure to check for related offense codes when examining a particular type of crime. They may or may not be in sequential order or even on the same page. Offenders may have multiple dispositions.

A2b 2021 Criminal Court Dispositions by Offense and Type of Disposition — Drug Offenses

Page 2 of 3

			DISPOSITIONS					
Compiled Laws	Offense	Max. Penalty	Total	Prison ¹	Jail	Jail/ Probation ²	Probation ²	Other ³
GRAND TOTAL			11,367	1,743	3,004	4,993	1,516	111
%				15.3%	26.4%	43.9%	13.3%	1.0%
VIOLATIONS			10,980	1,717	2,909	4,841	1,410	10
ATTEMPTS			387	26	95	152	106	8
333.7401C2F	Contr. Sub. - Operate/Maintain Lab Involving Meth	20 ATTEMPTS	15	9	3	3		
333.74022A	Contr. Sub. - Create/Del./Intent Counterfeit (Narcotic)	10 ATTEMPTS	2	1	1	1		
333.74022A-A	Contr. Sub. - Create/Del./Intent Counterfeit (Methamphetamine)	10 ATTEMPTS	1					
333.74022B	Contr. Sub. - Create/Del./Intent Counterfeit (Sched. 1-3)	5 ATTEMPTS	2	1		1		
333.74022C	Contr. Sub. - Create/Del./Counterfeit Sub. (Sched. 4)	4 ATTEMPTS	1		1			
333.74022E	Contr. Sub. - Create/Deliver Analogue	15 ATTEMPTS	3	1	1		1	
333.7403	Contr. Sub. - Possess Marijuana	LIFE ATTEMPTS	41	16	5	17	3	
333.74032A	Contr. Sub. - Possess	LIFE ATTEMPTS	3			1	2	
333.74032A2	Contr. Sub. - Possess 450 - 999 Grams (Narcotic)	30 ATTEMPTS	2		1	1		
333.74032A3	Contr. Sub. - Possess 50 - 449 Grams (Narcotic)	20 ATTEMPTS	2	2				
333.74032A4	Contr. Sub. - Possess 25 - 49 Grams (Narcotic)	4 ATTEMPTS	2	1		1		
333.74032A5	Contr. Sub. - Possess <25 Grams (Narcotic)	4 ATTEMPTS	33	2	11	12	6	2
333.74032B-A	Contr. Sub. - Possess Analogues/Sched. 1-4	2 ATTEMPTS	3,178	210	879	1,488	578	23
333.74032B-B	Contr. Sub. - Possess Analogues/Sched. 1-4	2 ATTEMPTS	63	1	7	20	35	
333.74032B1	Contr. Sub. - Possess Methamphetamine	10 ATTEMPTS	793	55	214	381	130	13
333.74032C-A	Contr. Sub. - Possess Sched. 5	1 ATTEMPTS	30		15	8	6	1
333.74032CB	Contr. Sub. - Possess Sched. 5	MISD ATTEMPTS	13		1	3	9	
333.74032D	Contr. Sub. - Possess Marijuana	1 ATTEMPTS	3,976	584	1,049	2,002	320	21
333.74032F	Prescription Forms - Possession	MISD ATTEMPTS	157	11	42	88	14	2
333.74042	Controlled Substance - Possession	MISD ATTEMPTS	43	2	22	14	3	2
333.74042A	Contr. Sub. - Use (Narcotic/Cocaine/Meth/Ecstasy)	1 ATTEMPTS	1		1			
333.74042B	Contr. Sub. - Use	1 ATTEMPTS	50		39	5	6	
333.74042C	Contr. Sub. - Use, Sched. 5 or LSD, Etc.	MISD ATTEMPTS	1			1		
333.74042D	Contr. Sub. - Use of Marijuana	MISD ATTEMPTS	5		3	1	1	
			436	2	198	137	78	21
			12		1	1	9	1
			103		44	27	29	3
			2		1			1
			3		2		1	
			1		1			

NOTE: Be sure to check for related offense codes when examining a particular type of crime. They may or may not be in sequential order or even on the same page. Offenders may have multiple dispositions.

A2b 2021 Criminal Court Dispositions by Offense and Type of Disposition — Drug Offenses

Page 3 of 3

GRAND TOTAL		
%		
VIOLATIONS		
ATTEMPTS		
Compiled Laws	Offense	Max. Penalty
333.7405D	Contr. Sub. - Maintain Drug House	2 ATTEMPTS
333.74071C	Contr. Sub. - Obtain by Fraud	4 ATTEMPTS
333.74071D	Contr. Sub. - False Reporting	4 ATTEMPTS
333.74071G	Contr. Sub. - Counterfeit Prescription Form	4 ATTEMPTS
333.7407A1-A	Contr. Sub. - Attempt Felony	LIFE ATTEMPTS
333.74101-D1	Controlled Substance - Delivery Marijuana to Minor	8 ATTEMPTS
333.74101D	Contr. Sub. - Delivery to Minor, Sched. 4 and Marijuana	8 ATTEMPTS
333.74104-D	Contr. Sub. - Possession on School Property (Marijuana)	2 ATTEMPTS
333.74104-F	Contr. Sub. - Possession on School/Library Prop. (Meth.)	20 ATTEMPTS
333.74132	Contr. Sub. - 2nd+ Offense - Double Penalty	VAR ATTEMPTS
333.74132-B	Contr. Sub. - 2nd+ Offense - Double Penalty - High Misdemeanor	VAR ATTEMPTS
333.7454	Contr. Sub. - Sale of Paraphernalia	MISD ATTEMPTS

DISPOSITIONS					
Total	Prison ¹	Jail	Jail/ Probation ²	Probation ²	Other ³
11,367	1,743 15.3%	3,004 26.4%	4,993 43.9%	1,516 13.3%	111 1.0%
10,980	1,717	2,909	4,841	1,410	10
387	26	95	152	106	8
291	47	86	118	36	4
14		6	2	6	
23	1	10	5	7	
5		2	3		
1			1		
3		2	1		
3			3		
1	1				
7	1	1	3	2	
1		1			
2			1	1	
2	2				
2			2		
4		2	2		
1		1			

¹ Includes HYTA Prison.

² Includes Delayed and Suspended Sentences, HYTA Probation, and SAI Probation.

³ Includes Restitution, Fines, Costs, Community Service and DHS sentences.

NOTE: Be sure to check for related offense codes when examining a particular type of crime. They may or may not be in sequential order or even on the same page. Offenders may have multiple dispositions.

Source: OMNI Court Disposition Extracts

A2c 2021 Criminal Court Dispositions by Offense and Type of Disposition — Assaultive Offenses

Page 1 of 10

			DISPOSITIONS					
Compiled Laws	Offense	Max. Penalty	Total	Prison ¹	Jail	Jail/ Probation ²	Probation ²	Other ³
GRAND TOTAL			15,442	4,779	3,306	5,332	1,868	157
%				30.9%	21.4%	34.5%	12.1%	1.0%
VIOLATIONS			14,007	4,644	2,912	4,723	1,605	123
ATTEMPTS			1,435	135	394	609	263	34
75.50C4	Police Animal/Search & Rescue Dog, Harassing	MISD ATTEMPTS	1			1		
257.601C2	Moving Violation - Injury to Operator of Implement of Husbandry	1 ATTEMPTS	8		4	4		
257.601D1	Moving Violation - Causing Death	MISD ATTEMPTS	1		1			
			7		3	2	1	1
257.602A2	Police Officer - Flee - 4th Degree (Vehicle Code)	2 ATTEMPTS	395	58	133	168	33	3
			41		14	15	9	3
257.602A3	Police Officer - Flee - 3rd Degree (Vehicle Code)	5 ATTEMPTS	1	1				
257.602A3-A	Police Officer - Fleeing - 3rd Degree - Vehicle Code	5 ATTEMPTS	566	160	135	200	63	8
			7		2	4	1	
257.602A4	Police Officer - Flee - Causing Serious Bodily Injury (Vehicle Code)	10 ATTEMPTS	54	29	10	12	3	
			3	1		2		
257.617	Fail to Stop at Accident - Serious Impairment/Death	5 ATTEMPTS	39	18	4	12	5	
			1			1		
257.6173	Fail to Stop at Accident - At Fault Death Result	15 ATTEMPTS	17	14		2	1	
257.6254	Operating Vehicle Intoxicated, Causing Death	15 ATTEMPTS	47	37		9	1	
			2			2		
257.6254B-A	Operating with a High BAC Causing Death with a Prior Conviction	20 ATTEMPTS	1	1				
257.6255-A	Operating Vehicle Intoxicated, Causing Serious Injury	5 ATTEMPTS	101	43	1	48	9	
			2				2	
257.6255B	Operating with a High BAC Causing Serious Injury with a Prior Conviction	10 ATTEMPTS	2	1		1		
257.6259B	Allow Intoxicated Person to Operate, Cause Death	5 ATTEMPTS	9		3	5	1	
257.626	Driving - Reckless	MISD ATTEMPTS	81		46	22	9	4
			1				1	
257.6263	Driving - Reckless - Causing Serious Impairment of Body Function	5 ATTEMPTS	26	9	1	11	5	
			2			2		
257.6264	Driving - Reckless - Causing Death	15 ATTEMPTS	23	21		1	1	
			1			1		
257.653A3	Emergency Vehicle - Careless Passing Injury Result	2 ATTEMPTS	1			1		
257.9044	Operate - License Susp./Rev./Denied, Causing Death	15 ATTEMPTS	12	9		2	1	
257.9045	Operate - License Susp./Rev./Denied, Causing Serious Injury	5 ATTEMPTS	28	10		14	4	
287.3232	Dangerous Animal, Causing Serious Injury	4 ATTEMPTS	2			1	1	
			2			2		
324.51510	Fires - Willfully Set Forests	10 ATTEMPTS	1		1			
324.801764	Marine Safety, Operating Under Influence, Death	15 ATTEMPTS	1	1				
333.52102	HIV-Know Engage Intercourse Uninformed Partner Cause. Trans	4 ATTEMPTS	1		1			

NOTE: Be sure to check for related offense codes when examining a particular type of crime. They may or may not be in sequential order or even on the same page. Offenders may have multiple dispositions.

A2c 2021 Criminal Court Dispositions by Offense and Type of Disposition — Assaultive Offenses

Page 2 of 10

			DISPOSITIONS					
Compiled Laws	Offense	Max. Penalty	Total	Prison ¹	Jail	Jail/ Probation ²	Probation ²	Other ³
GRAND TOTAL			15,442	4,779	3,306	5,332	1,868	157
%				30.9%	21.4%	34.5%	12.1%	1.0%
VIOLATIONS			14,007	4,644	2,912	4,723	1,605	123
ATTEMPTS			1,435	135	394	609	263	34
333.52103	HIV-Know Engage Intercourse	MISD	1			1		
436.17012	Uninformed Partner Cause. Trans - 1 Yr	ATTEMPTS	2	1		1		
722.675	Alcohol - Sell/Furnish to Minor, Causing Death	10 ATTEMPTS	16	6	2	2	6	
750.110A2	Distribute Obscene Matter to Children	2 ATTEMPTS	1		1			
750.1227B	Home Invasion - 1st Degree	20 ATTEMPTS	177	121	10	29	17	
750.1227C	Witness - Bribe/Intimidate/Interfere	10 ATTEMPTS	27	9	4	7	7	
750.1228	Witness - Intimidate/Threaten to Kill or Injure	15 ATTEMPTS	24	14	4	5	1	
750.136B2	Witness - Retaliate Against	10 ATTEMPTS	3	1		2		
750.136B3	Child Abuse - 1st Degree	15 ATTEMPTS	4	4				
750.136B4	Child Abuse - 2nd Degree	4 ATTEMPTS	1			1		
750.136B5	Child Abuse - 3rd Degree	2 ATTEMPTS	22	20		2		
750.136B5	Child Abuse - 4th Degree	MISD	54	30	3	13	8	
750.136D1B	Child Abuse - 2nd Degree Committed in the Presence of Another Child	10 ATTEMPTS	17	4		11	2	
750.145	Children - Contribute to Delinquency	MISD	78	10	11	41	16	
750.145a	Children - Accost for Immoral Purposes	4 ATTEMPTS	6		1	4	1	
750.145C2	Child Sexually Abusive Activity	20 ATTEMPTS	74	1	23	31	18	1
750.145C2B	Child Sexually Abusive Activity Aggravated	25 ATTEMPTS	4		1	3		
750.145C3	Child Sexually Abusive Activity, Promote or Distribute	7 ATTEMPTS	3	3				
750.145C3B	Child Sexually Abusive Activity, Aggravated Distribute/Promote	15 ATTEMPTS	18		8	5	5	
750.145C4-A	Child Sexually Abusive Material, Possess	4 ATTEMPTS	126	39	10	65	12	
750.145C4-A1	Child Sexually Abusive Material, Aggravated Possession	10 ATTEMPTS	8		2	5	1	
750.145D2B	Computer/Internet - Plan Crime w/ Other, Max 1 - <2 yrs	2 ATTEMPTS	78	45		23	10	
750.145D2C	Computer/Internet - Plan Crime w/ Other, Max 2 - <4 yrs	4 ATTEMPTS	4	2		1	1	
750.145D2D	Computer/Internet - Plan Crime w/ Other, Max 4 - <10 yrs	10 ATTEMPTS	18	15		3		
750.145D2F	Computer/Internet - Plan Crime w/ Other, Max 15+ yrs	20 ATTEMPTS	26	14	1	11		
			17	8		8	1	
			123	54	7	47	14	1
			4			3	1	
			59	37	2	14	6	
			1	1				
			1	1				
			9	3		5	1	
			2	1		1		
			15	8		4	3	

NOTE: Be sure to check for related offense codes when examining a particular type of crime. They may or may not be in sequential order or even on the same page. Offenders may have multiple dispositions.

A2c 2021 Criminal Court Dispositions by Offense and Type of Disposition — Assaultive Offenses

Page 3 of 10

			DISPOSITIONS					
Compiled Laws	Offense	Max. Penalty	Total	Prison ¹	Jail	Jail/ Probation ²	Probation ²	Other ³
GRAND TOTAL			15,442	4,779	3,306	5,332	1,868	157
%				30.9%	21.4%	34.5%	12.1%	1.0%
VIOLATIONS			14,007	4,644	2,912	4,723	1,605	123
ATTEMPTS			1,435	135	394	609	263	34
750.145E	Intentional Dissemination of Sex Explicit Visual Material	MISD ATTEMPTS	3		2	1		
750.145N1	Vulnerable Adult Abuse - 1st Degree	15 ATTEMPTS	1	1				
750.145N2	Vulnerable Adult Abuse - 2nd Degree	4 ATTEMPTS	2	1		1		
750.145N3	Vulnerable Adult Abuse - 3rd Degree	2 ATTEMPTS	4			3	1	
750.145N4	Vulnerable Adult Abuse - 4th Degree	MISD ATTEMPTS	3		2	1		
750.157B2	Homicide - Solicitation of Murder	LIFE ATTEMPTS	5	5				
750.157C	Minors - Induce to Commit Felony	VAR ATTEMPTS	3	1	1	1		
750.1671F	Disorderly Person - Obscene Conduct	MISD ATTEMPTS	5		3	1	1	
750.197C	Escape - From Jail Through Violence or Assault Prison Employee	4 ATTEMPTS	119	102	6	10	1	
750.200I1A	Harmful Devices - Unlawful Possession/Use	15 ATTEMPTS	20	13	2	2		3
750.200J1D	Harmful Devices - Imitation/Irritants, Serious Injury	25 ATTEMPTS	1	1		1		
750.2042B	Explosives - Send w/ Intent Injure/Destroy, Cause Prop. Damage	20 ATTEMPTS	1	1				
750.204A	Explosives - Send w/ Intent to Frighten	5 ATTEMPTS	1			1		
750.2072A	Explosives - Place Near Property	15 ATTEMPTS						
750.209-B	Explosives - Placing Offensive Substance w/ Intent to Alarm	5 ATTEMPTS	1	1			1	
750.209A	Explosives - Possess w/ Intent to Terrorize	10 ATTEMPTS						
750.211A2A	Explosives - Mfg/Possess Explosive/Other w/ Malicious Intent	15 ATTEMPTS	1			1		
750.211A2A-A	Explosives - Mfg/Possess Molotov Cocktail	4 ATTEMPTS	2	1		1		
750.213	Extortion	20 ATTEMPTS	1	1				
750.224A6	Weapons - Taser, Improper Use Against Another Person	2 ATTEMPTS	12	8	1	2	1	
750.224D2	Weapons - Dangerous Weapon, Self-Defense Spray	2 ATTEMPTS	5			4	1	
750.233	Weapons - Firearms, Aim w/o Malice	MISD ATTEMPTS	1		1			
750.234	Weapons - Firearms, Discharge/Aim w/o Malice and Injury	1 ATTEMPTS	8		1	5	2	
750.234A	Weapons - Firearms, Discharge from Vehicle	4 ATTEMPTS	11		2	8	1	
			5		1	3	1	
			3		2	1		
			51	20	5	18	7	1

NOTE: Be sure to check for related offense codes when examining a particular type of crime. They may or may not be in sequential order or even on the same page. Offenders may have multiple dispositions.

A2c 2021 Criminal Court Dispositions by Offense and Type of Disposition — Assaultive Offenses

Page 4 of 10

			DISPOSITIONS					
Compiled Laws	Offense	Max. Penalty	Total	Prison ¹	Jail	Jail/ Probation ²	Probation ²	Other ³
GRAND TOTAL			15,442	4,779	3,306	5,332	1,868	157
%				30.9%	21.4%	34.5%	12.1%	1.0%
VIOLATIONS			14,007	4,644	2,912	4,723	1,605	123
ATTEMPTS			1,435	135	394	609	263	34
750.234A1D	Weapons - Firearms, Discharge from Vehicle Causing Death	LIFE ATTEMPTS	1	1				
750.234B	Weapons - Firearms, Discharge from Vehicle Causing Injury	15 ATTEMPTS	67	26	6	22	12	1
			7	1	1	5		
750.235	Weapons - Firearms, Discharge/Aim w/o Malice but w/ Injury	1 ATTEMPTS	2			1	1	
750.237	Weapons - Firearms - Under the Influence Causing Serious Impairment	5 ATTEMPTS	51		24	21	5	1
750.316	Homicide	LIFE ATTEMPTS	7	7				
750.316-A	Homicide - Murder 1st Degree, Premeditated	LIFE ATTEMPTS	35	35				
750.316-B	Homicide - Felony Murder	LIFE ATTEMPTS	24	24				
750.316-C	Homicide - Open Murder, Statutory Short Form	LIFE ATTEMPTS	5	5				
750.317	Homicide - Murder 2nd Degree	LIFE ATTEMPTS	133	132				1
750.317A	Deliver Controlled Substance Cause Death	LIFE ATTEMPTS	14	13		1		
750.321	Homicide - Manslaughter	15 ATTEMPTS	9	9				
750.321-A	Homicide - Manslaughter, Statutory Short Form	15 ATTEMPTS	22	19		1	2	
750.321-C	Homicide - Manslaughter, Involuntary	15 ATTEMPTS	22	21			1	
			3	3				
750.321-E	Homicide - Manslaughter w/ Motor Vehicle	15 ATTEMPTS	4	3		1		
750.329	Homicide - Manslaughter, Death w/ Weapon, Aim w/o Malice	15 ATTEMPTS	7	6			1	
750.335	Lewd and Lascivious Conduct	1 ATTEMPTS	2			2		
750.335A	Indecent Exposure (Sexually Delinquent Person)	MISD ATTEMPTS	24		10	11	3	
750.335A2B	Aggravated Indecent Exposure	2 ATTEMPTS	78	19	13	36	10	
			5		2	1	2	
750.335A2C	Indecent Exposure by Sexually Delinquent Person	LIFE ATTEMPTS	13	10		3		
			1			1		
750.338	Gross Indecency Between Males, Commit/Procure	5 ATTEMPTS	2	1			1	
750.338B	Gross Indecency Between Male & Female, Commit/Procure	5 ATTEMPTS	24	4	3	16	1	
750.349	Kidnapping	LIFE ATTEMPTS	12	12				
750.349B	Unlawful Imprisonment	15 ATTEMPTS	56	41	4	6	5	
			9	3		6		
750.350	Kidnapping - Child Enticement	LIFE ATTEMPTS	1	1				
			3			2	1	

NOTE: Be sure to check for related offense codes when examining a particular type of crime. They may or may not be in sequential order or even on the same page. Offenders may have multiple dispositions.

A2c 2021 Criminal Court Dispositions by Offense and Type of Disposition — Assaultive Offenses

Page 5 of 10

			DISPOSITIONS					
Compiled Laws	Offense	Max. Penalty	Total	Prison ¹	Jail	Jail/ Probation ²	Probation ²	Other ³
GRAND TOTAL			15,442	4,779	3,306	5,332	1,868	157
%				30.9%	21.4%	34.5%	12.1%	1.0%
VIOLATIONS			14,007	4,644	2,912	4,723	1,605	123
ATTEMPTS			1,435	135	394	609	263	34
750.377B	Malicious Destruction Fire/ Police Property	4 ATTEMPTS	130	36	34	50	10	
750.3942B	Throwing Objects on Track, Causing Prop. Damage	MISD ATTEMPTS	24		12	8	3	1
750.3942D	Throw Objects at Trains/Cars, Causing Serious Impairment	10 ATTEMPTS	1	1				
750.397A	Food - Place Harmful Objects In	10 ATTEMPTS	1				1	
750.411H	Stalking	MISD ATTEMPTS	40		12	18	7	3
750.411H2B	Stalking a Minor	5 ATTEMPTS	7	2		2	3	
750.411i	Stalking - Aggravated	5 ATTEMPTS	2			2		
750.411i2B	Stalking a Minor - Aggravated	10 ATTEMPTS	184	57	16	81	30	
750.411S2A	Unlawful Posting Message	2 ATTEMPTS	16		6	9	1	
750.411S2B	Unlawful Posting Message w/ Aggravating Circumstances	5 ATTEMPTS	1				1	
750.411X2	Cyberbullying	MISD ATTEMPTS	7	2	1	2	2	
750.449A2	Prostitution - Engaging Services of a Minor	5 ATTEMPTS	4		1	2	1	
750.459	Prostitution - Transport Female (perhaps compel)	20 ATTEMPTS	1			1		
750.462B1	Human Trafficking - Threats of Physical Harm	10 ATTEMPTS	1				1	
750.462DB1	Human Trafficking Enterprise	10 ATTEMPTS	3	1		1	1	
750.462DB4	Human Trafficking Enterprise Involving Kidnapping, CSC, or Death	LIFE ATTEMPTS	2		2			
750.462EA	Human Trafficking - Minor for Commercial Sexual Activity	20 ATTEMPTS	1		1			
750.479	Public Officer - Assault/Obstruct	20 ATTEMPTS	4	3		1		
750.4792	Public Officer - Assault/Obstruct	2 ATTEMPTS	5		3	1	1	1
750.479A	Police Officer - Flee (Penal Code)	15 ATTEMPTS	2		4			1
750.479A2	Police Officer - Flee (Penal Code) 4th Degree	2 ATTEMPTS	1			1		
750.479A3	Police Officer - Flee (Penal Code) 3rd Degree	5 ATTEMPTS	182	14	39	97	32	
750.479A4-A	Police Officer - Flee (Penal Code) - 2nd Offense	10 ATTEMPTS	25		8	11	5	1
750.479A5-A	Police Officer - Flee (Penal Code) 1st Degree	15 ATTEMPTS	282	54	51	116	60	1
			7			5	2	
			6	4	1		1	
			1	1				

NOTE: Be sure to check for related offense codes when examining a particular type of crime. They may or may not be in sequential order or even on the same page. Offenders may have multiple dispositions.

A2c 2021 Criminal Court Dispositions by Offense and Type of Disposition — Assaultive Offenses

Page 6 of 10

			DISPOSITIONS					
Compiled Laws	Offense	Max. Penalty	Total	Prison ¹	Jail	Jail/ Probation ²	Probation ²	Other ³
GRAND TOTAL			15,442	4,779	3,306	5,332	1,868	157
%				30.9%	21.4%	34.5%	12.1%	1.0%
VIOLATIONS			14,007	4,644	2,912	4,723	1,605	123
ATTEMPTS			1,435	135	394	609	263	34
750.479B	Peace Officer - Disarm	10	1			1		
ATTEMPTS								
750.479B1	Peace Officer - Disarming - Non-Firearm	4	3	2		1		
ATTEMPTS			5	1	2	1	1	
750.479B2	Peace Officer - Disarming - Firearm	10	2	2				
ATTEMPTS			12	1	2	6	3	
750.483A2B	Interfere w/ Crime Report Threat to Kill/Injure	10	7	5		1	1	
ATTEMPTS			1		1			
750.483A4B	Interfere w/ Police Investigation Threat to Kill/Injure	10	1	1				
ATTEMPTS								
750.50C7	Police Animal - Injure/Harass While Committing Crime	2	1			1		
ATTEMPTS								
750.520B	CSC - 1st Degree - Multiple Variables	LIFE	78	78				
ATTEMPTS								
750.520B1A	CSC - 1st Degree - Person Under 13	LIFE	53	52				1
ATTEMPTS			3			3		
750.520B1B	CSC - 1st Degree - Relationship	LIFE	68	68				
ATTEMPTS								
750.520B1C	CSC - 1st Degree - During Felony	LIFE	17	17				
ATTEMPTS								
750.520B1D	CSC - 1st Degree - Accomplices	LIFE	5	5				
ATTEMPTS								
750.520B1E	CSC - 1st Degree - Weapon Used	LIFE	4	4				
ATTEMPTS								
750.520B1F	CSC - 1st Degree - Personal Injury	LIFE	34	34				
ATTEMPTS								
750.520B1G	CSC - 1st Degree - Injury to Incapacitated Victim	LIFE	1	1				
ATTEMPTS								
750.520B1H	CSC - 1st Degree - Mentally Disabled Relationship	LIFE	6	6				
ATTEMPTS								
750.520B2B	CSC - 1st Degree - Person <13, Defendant 17+ yrs.	LIFE	141	140	1			
ATTEMPTS								
750.520C	CSC - 2nd Degree - Multiple Variables	15	49	32		13	4	
ATTEMPTS			1			1		
750.520C1A	CSC - 2nd Degree - Person Under 13	15	72	50	6	12	4	
ATTEMPTS			4	1		3		
750.520C1B	CSC - 2nd Degree - Relationship	15	27	18	2	7		
ATTEMPTS			7			6	1	
750.520C1C	CSC - 2nd Degree - During Felony	15	6	4		1	1	
ATTEMPTS								
750.520C1D	CSC - 2nd Degree - Accomplices	15	2	2				
ATTEMPTS								
750.520C1F	CSC - 2nd Degree - Personal Injury	15	9	3		6		
ATTEMPTS			1			1		
750.520C1G	CSC - 2nd Degree - Injury to Incapacitated Victim	15	1	1				
ATTEMPTS								
750.520C1H	CSC - 2nd Degree - Mentally Disabled Relationship	15	1	1				
ATTEMPTS								

NOTE: Be sure to check for related offense codes when examining a particular type of crime. They may or may not be in sequential order or even on the same page. Offenders may have multiple dispositions.

A2c 2021 Criminal Court Dispositions by Offense and Type of Disposition — Assaultive Offenses

Page 7 of 10

			DISPOSITIONS					
Compiled Laws	Offense	Max. Penalty	Total	Prison ¹	Jail	Jail/ Probation ²	Probation ²	Other ³
GRAND TOTAL			15,442	4,779	3,306	5,332	1,868	157
%				30.9%	21.4%	34.5%	12.1%	1.0%
VIOLATIONS			14,007	4,644	2,912	4,723	1,605	123
ATTEMPTS			1,435	135	394	609	263	34
750.520C1L	CSC - 2nd Degree - Detained Juvenile	15	2		2			
ATTEMPTS								
750.520C2B	CSC - 2nd Degree - Person <13, Defendant 17+ yrs.	15	193	167	1	23	2	
ATTEMPTS			14	6		7	1	
750.520D	CSC - 3rd Degree - Multiple Variables	15	42	39	1			2
ATTEMPTS			4			3	1	
750.520D1A	CSC - 3rd Degree - Person 13-15	15	220	143	6	34	37	
ATTEMPTS			35	10	1	13	11	
750.520D1B	CSC - 3rd Degree - Force/Coercion	15	66	61	2	1	2	
ATTEMPTS			8	3	1	4		
750.520D1C	CSC - 3rd Degree - Incapacitated Victim	15	12	10		2		
ATTEMPTS			1		1			
750.520D1D	CSC - 3rd Degree - Incest	15	40	32				8
ATTEMPTS								
750.520E	CSC - 4th Degree - Multiple Variables	2	35	5	10	15	3	2
ATTEMPTS			3			3		
750.520E1A	CSC - 4th Degree - Force/Coercion	2	152	38	17	78	19	
ATTEMPTS			13	1	2	1	9	
750.520E1A-A	CSC - 4th Degree - Victim 13-16	2	81	18	10	48	5	
ATTEMPTS			1		1			
750.520E1B	CSC - 4th Degree - Incapacitated Victim	2	23	2	3	16	2	
ATTEMPTS			3			2	1	
750.520E1G	CSC - 4th Degree - Incest	2	8		1	7		
ATTEMPTS			2					2
750.520G1	CSC - Assault w/ Intent to Commit Sexual Penetration	10	69	45		23	1	
ATTEMPTS			2	1			1	
750.520G2	CSC - 2nd Degree Assault	5	38	20	2	13	3	
ATTEMPTS								
750.529	Robbery - Armed	LIFE	231	222		3	6	
ATTEMPTS			8	4	2	2		
750.529-A	Robbery - Armed - Serious Injury	LIFE	4	4				
ATTEMPTS								
750.529A	Carjacking	LIFE	43	40		2	1	
ATTEMPTS			7	3	1	3		
750.530	Robbery - Unarmed	15	231	101	16	77	36	1
ATTEMPTS			21	4	3	9	5	
750.531	Bank Robbery/Safe Breaking	LIFE	1	1				
ATTEMPTS								
750.531-A	Bank Robbery	LIFE	17	12	1	2	2	
ATTEMPTS			1			1		
750.531B	Safe Breaking	LIFE	11	8	1	1	1	
ATTEMPTS			6	5		1		
750.532	Seduction	5	16	1	5	7	3	
ATTEMPTS								
750.539J2A1	Surveil Unclothed Person	2	11	1		8	1	1
ATTEMPTS			4		1	1	2	
750.539J2B	Capture/Distribute Image of Unclothed Person	5	32	12	1	17	2	
ATTEMPTS								

NOTE: Be sure to check for related offense codes when examining a particular type of crime. They may or may not be in sequential order or even on the same page. Offenders may have multiple dispositions.

A2c 2021 Criminal Court Dispositions by Offense and Type of Disposition — Assaultive Offenses

Page 8 of 10

			DISPOSITIONS					
Compiled Laws	Offense	Max. Penalty	Total	Prison ¹	Jail	Jail/ Probation ²	Probation ²	Other ³
GRAND TOTAL			15,442	4,779	3,306	5,332	1,868	157
%				30.9%	21.4%	34.5%	12.1%	1.0%
VIOLATIONS			14,007	4,644	2,912	4,723	1,605	123
ATTEMPTS			1,435	135	394	609	263	34
750.5405B	Interfere w/ Electronic Communications, Injury/Death	4 ATTEMPTS	13	7	3	2	1	
750.540E	Telecommunications - Malicious Use	MISD ATTEMPTS	3		1	2		
750.72	Arson - Dwelling House/ Curtilage	20 ATTEMPTS	20		10	6	4	
750.72-A	Arson - Dwelling House	20 ATTEMPTS	3	1		2		
750.731	Arson - Second Degree	20 ATTEMPTS	1	1				
750.74	Arson - Personal Property, Over \$50	4 ATTEMPTS	17	12		5		
750.751	Fourth Degree Arson	5 ATTEMPTS	2	1		1		
750.761C	Arson of Insured Personal Property	10 ATTEMPTS	23	5	4	8	6	
750.77	Arson - Preparation to Burn Property	10 ATTEMPTS	3	1		2		
750.77(3)	Fifth Degree Arson	MISD ATTEMPTS	25	2	10	10	3	
750.781A1	Arson - Preparation to Burn Property, \$200 - <\$1K	1 ATTEMPTS	6	1	4	1		
750.781A3	Arson - Preparation to Burn Property, Less Than \$200	MISD ATTEMPTS	1			1		
750.791B1	Arson - Preparation to Burn Property, \$200 - <\$1K	1 ATTEMPTS	2		1		1	
750.791C1	Arson - Preparation to Burn Property, \$1K - <\$20K	5 ATTEMPTS	1			1		
750.791C3	Arson - Preparation to Burn Property	5 ATTEMPTS	4		1	2		1
750.791D1	Arson - Preparation to Burn Property, \$20K or More	10 ATTEMPTS	7	4	1	2		
750.791D6	Arson - Preparation to Burn a Building	10 ATTEMPTS	8		3	4	1	
750.81	Assault/Assault and Battery	MISD ATTEMPTS	1	1	1			
750.81-A	Knowingly Assault or Assault & Battery of Pregnant Individual	MISD ATTEMPTS	8	5	1	2	1	
750.812	Domestic Violence	MISD ATTEMPTS	2		1	1		
750.813	Domestic Violence and/or Assault Pregnant Pregnant Individual - 2nd Offense	1 ATTEMPTS	351	4	158	106	69	14
750.814	Domestic Violence - 3rd Offense	2 ATTEMPTS	4		2	2		2
750.81A	Assault - Aggravated	MISD ATTEMPTS	3		1			
750.81A2	Domestic Violence, Aggravated	MISD ATTEMPTS	843	2	383	300	141	17
			9		1	7	1	
			292	1	158	94	32	7
			3		3			
			578	186	118	246	27	1
			50	3	20	15	11	1
			178	2	55	76	37	8
			1				1	
			129	2	50	56	18	3

NOTE: Be sure to check for related offense codes when examining a particular type of crime. They may or may not be in sequential order or even on the same page. Offenders may have multiple dispositions.

A2c 2021 Criminal Court Dispositions by Offense and Type of Disposition — Assaultive Offenses

Page 9 of 10

			DISPOSITIONS					
Compiled Laws	Offense	Max. Penalty	Total	Prison ¹	Jail	Jail/ Probation ²	Probation ²	Other ³
	GRAND TOTAL	%	15,442	4,779	3,306	5,332	1,868	157
	VIOLATIONS		14,007	4,644	2,912	4,723	1,605	123
	ATTEMPTS		1,435	135	394	609	263	34
750.81A3	Domestic Violence, Aggravated - 2nd Offense	2 ATTEMPTS	52	16	6	26	4	
750.81C2	Assault/Battery of DHS Employee	2 ATTEMPTS	5		3	2		
750.81D1	Police Officer - Assault/Resist/Obstruct	2 ATTEMPTS	1		1			
750.81D2	Police Officer - Assault/Resist/Obstruct, Causing Injury	2 ATTEMPTS	2,808	475	887	1,090	339	17
750.81D3	Police Officer - Assault/Resist/Obstruct, Serious Impairment	4 ATTEMPTS	504	2	195	183	102	22
750.81E1	Assaulting a Utility Company Employee or Contractor	15 ATTEMPTS	149	51	32	45	21	
750.82	Felonious Assault	4 ATTEMPTS	4	2		2	2	
750.83	Assault w/ Intent to Murder	LIFE ATTEMPTS	2			1	1	
750.84	Assault w/ Intent to do Great Bodily Harm Less Than Murder	10 ATTEMPTS	2					
750.841B	Assault by Strangulation	10 ATTEMPTS	1,301	332	183	568	215	3
750.85	Torture	LIFE ATTEMPTS	201	8	52	97	44	
750.86	Assault w/ Intent to Maim	10 ATTEMPTS	106	102		1	1	2
750.87	Assault w/ Intent to Commit Felony	10 ATTEMPTS	645	320	49	215	60	1
750.88	Assault w/ Intent to Rob While Unarmed	15 ATTEMPTS	161	31	28	84	18	
750.89	Assault w/ Intent to Rob While Armed	LIFE ATTEMPTS	2	2				
750.90A	Assault - Pregnant Individual, Miscarriage/Stillbirth w/ Intent	LIFE ATTEMPTS	5	2	2	1		
750.90BA	Assault - Pregnant Individual, Miscarriage/Stillbirth	15 ATTEMPTS	5	5				
750.90DA	Pregnant Individ. - Oper. Under Infl., Miscarriage/Stillbirth	15 ATTEMPTS	1	1				
752.541	Riot	10 ATTEMPTS	1	1				
752.542	Riot - Inciting	10 ATTEMPTS	11	6	1	2	1	1
752.861	Weapons - Firearms, Careless Use Cause Injury/Death	15 ATTEMPTS	2	1	1			
752.862-A	Weapons - Firearms, Careless Discharge, Prop. Damage \$50 or Less	LIFE ATTEMPTS	37	27		7	1	2
752.862-B	Weapons - Firearms, Careless Use Prop. Damage Over \$50	15 ATTEMPTS	1	1				
752.863A	Weapons - Firearms, Reckless Use	LIFE ATTEMPTS	2	2				
			1	1				
			34	3	4	22	5	
			3		1	1	1	
			2			1	1	
			4		1	3		
			71		32	23	14	2
			1				1	

NOTE: Be sure to check for related offense codes when examining a particular type of crime. They may or may not be in sequential order or even on the same page. Offenders may have multiple dispositions.

A2c 2021 Criminal Court Dispositions by Offense and Type of Disposition — Assaultive Offenses

Page 10 of 10

GRAND TOTAL		
%		
VIOLATIONS		
ATTEMPTS		
Compiled Laws	Offense	Max. Penalty
752.881	Weapons - Bow & Arrow, Reckless	2
	Use Cause Injury/Death	ATTEMPTS

DISPOSITIONS					
Total	Prison ¹	Jail	Jail/ Probation ²	Probation ²	Other ³
15,442	4,779	3,306	5,332	1,868	157
	30.9%	21.4%	34.5%	12.1%	1.0%
14,007	4,644	2,912	4,723	1,605	123
1,435	135	394	609	263	34
1				1	

¹ Includes HYTA Prison.

² Includes Delayed and Suspended Sentences, HYTA Probation, and SAI Probation.

³ Includes Restitution, Fines, Costs, Community Service and DHS sentences.

NOTE: Be sure to check for related offense codes when examining a particular type of crime. They may or may not be in sequential order or even on the same page. Offenders may have multiple dispositions.

Source: OMNI Court Disposition Extracts

Prison Commitments

B

This section provides data on prison commitments and intake — the number and characteristics of prisoners receiving court commitments to the Department of Corrections (DOC).

The difference between commitments and intake is the exclusion of one category of commitments, called additional sentence imposed. Additional sentence imposed commitments are excluded from intake because rather than new offenders committed to the DOC, these are active prisoners who, while incarcerated receive an additional sentence, either because of a crime committed while incarcerated or because of later sentencing on a previously existing pending charge. Additional sentence imposed commitments do not represent additional prisoners but instead represent additional sentence time for known prisoners.

Tables B1a and **B1b** show prison intake, excluding additional sentence imposed commitments, which show the volume of new prisoners committed to the DOC. All of the other tables and charts in this section include the additional sentence imposed commitments and show characteristics of all court commitments to the DOC.

Tables B2 through **B2c** and **B3** report offenders with multiple sentences at the time of commitment as follows:

- The sentence with the longest minimum term was reported.
- If the minimum terms were of equal length, then the sentence with the longest maximum term was reported. (Minimum term is used as the first tie-breaker, since it represents the minimum penalty imposed by the judge based on the mitigating/aggravating facts of the offender's current criminal activity, whereas the maximum term represents the Legislature's statutory limitations on judicial discretion for the current criminal activity.)

Table B2 shows the prison commitments broken down by offense and minimum sentence. **Tables B2a** through **B2c** show the information in **Table B2** broken down by major crime categories (i.e., non-assaultive, drug and assaultive). **Table B3** shows female intake broken down by offense and minimum sentence.

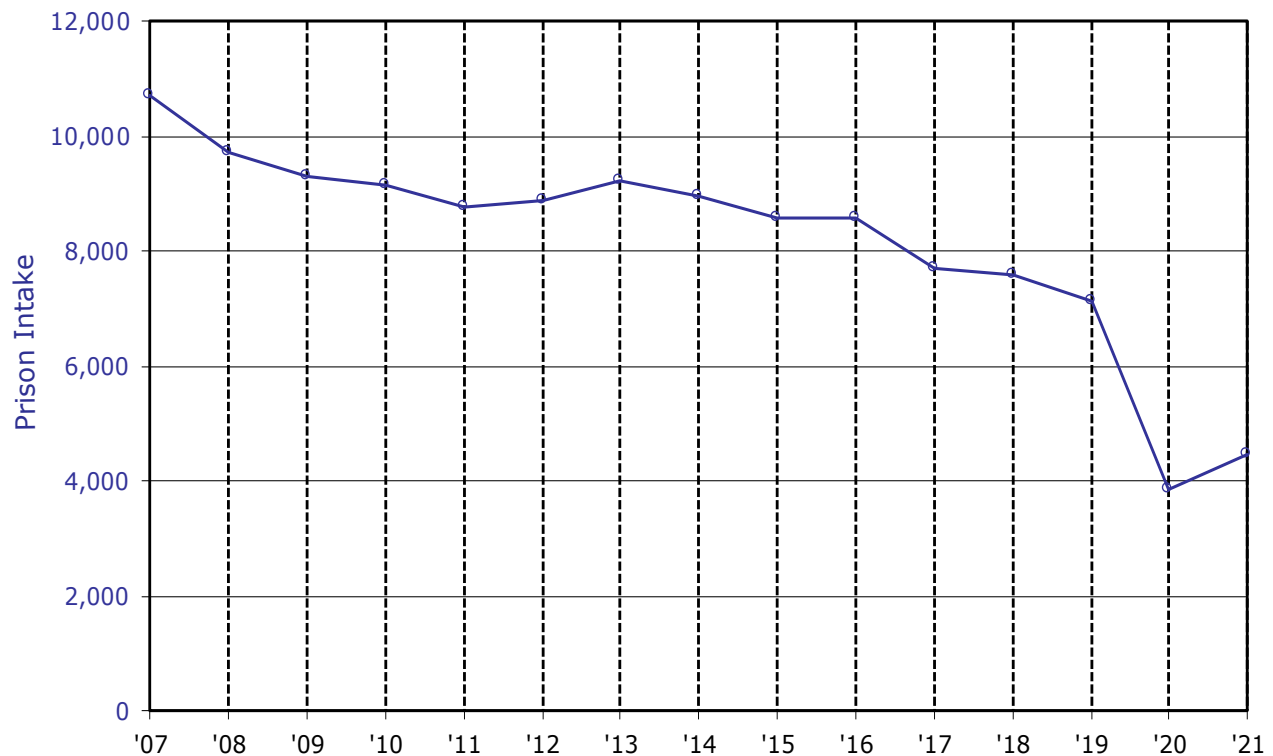
The offenses in **Tables B2** through **B2c** and in **Table B3** are sorted by Michigan Compiled Law (MCL) numbers and Prosecuting Attorney's Coordinating Council (PACC) codes (the sort order used since 1999). Since this sort order keeps sequential codes together, similar crimes are not consolidated. This level of detail provides much richer information, but the reader must be careful to watch for related codes when attempting to examine the prison intake frequency and minimum term distribution for a particular type of crime. For example, several separate offense codes now appear for the crime of first degree criminal sexual conduct (750.520B--) because each code represents a specific characteristic of the offense.

Tables B4a through **B7** summarize commitments to prison broken down by various other characteristics — including age, race, gender, commitment type, and major crime type.

B1a Annual Prison Intake

*Excluding Additional Sentence Imposed
Calendar Years 2007 - 2021*

Year	Prison Intake	Numerical Change	Percent Change
2007	10,714	(380)	(3.4)
2008	9,715	(999)	(9.3)
2009	9,292	(423)	(4.4)
2010	9,159	(132)	(1.4)
2011	8,754	(405)	(4.4)
2012	8,880	126	1.4
2013	9,230	350	3.9
2014	8,968	(262)	(2.8)
2015	8,559	(409)	(4.6)
2016	8,084	(475)	(5.5)
2017	7,695	(389)	(4.8)
2018	7,592	(103)	(1.3)
2019	7,140	(452)	(6.0)
2020	3,866	(3,274)	(46.0)
2021	4,450	584	15.1

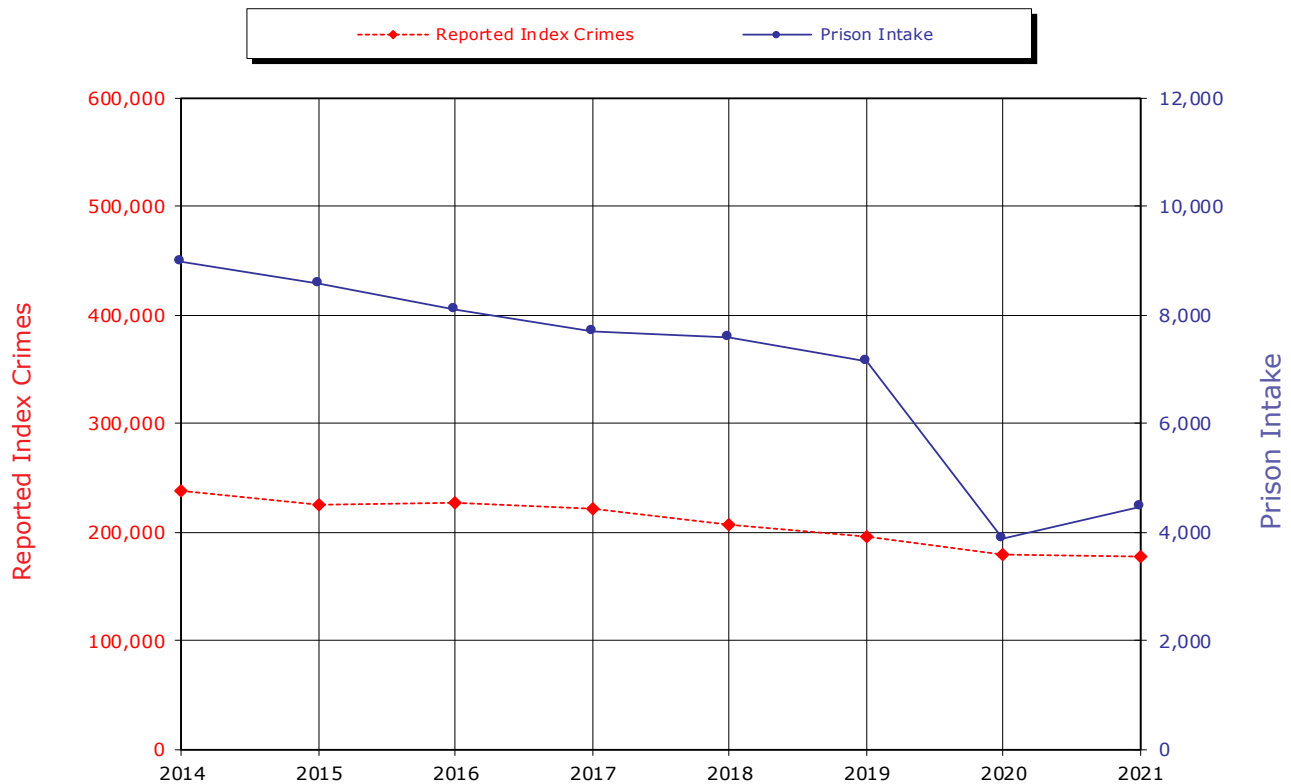


Source: Offender Management Network Information (OMNI)

B1b Reported Index Crimes and Prison Intake

*Excluding Additional Sentence Imposed
Calendar Years 2014 - 2021*

Year	Reported Index Crimes*	Prison Intake
2014	238,209	8,968
2015	224,775	8,559
2016	227,566	8,084
2017	220,640	7,695
2018	206,754	7,592
2019	195,516	7,140
2020	179,268	3,866
2021	177,824	4,450



*Index crimes include murder, rape (includes Forcible Sodomy and Sexual Assault with an Object), robbery, aggravated assault, burglary, larceny, motor vehicle theft and arson.

NOTE: The Michigan law enforcement agencies report the actual number of offenses.

Sources: Prison Intake: Offender Management Network Information (OMNI)
Reported Index Crimes: Michigan State Police

B2 2021 Commitments by Minimum Term Distribution — All Offenses

Includes Additional Sentence Imposed

Page 1 of 15

B - 4

			TOTAL	.5	1	1.5	2	2.5	3	3.5	4	4.5	5	10	15	20	25	>25	LIFE	AVG
GRAND TOTALS			5,120	44	430	1,066	1,204	335	441	142	218	76	231	522	165	74	82	63	27	4.1
VIOLATIONS			4,943	38	390	1,006	1,157	327	435	137	216	75	229	522	165	74	82	63	27	4.2
ATTEMPTS			177	6	40	60	47	8	6	5	2	1	2							1.6
Compiled Laws	Offense	Max. Penalty																		
28.729	Sex Offenders - Failure to Register	4 ATTEMPTS	7		1		3		3											2.2
			1			1														1.5
28.7292	Sex Offenders - Failure to Comply w/ Duties	MISD ATTEMPTS	2		1	1														1.0
257.602A2	Police Officer - Flee - 4th Degree (Vehicle Code)	2 ATTEMPTS	25		6	10	8	1												1.5
257.602A3	Police Officer - Flee - 3rd Degree (Vehicle Code)	5 ATTEMPTS	1					1												2.5
257.602A3-A	Police Officer - Fleeing - 3rd Degree -Vehicle Code	5 ATTEMPTS	101	1	17	24	32	9	9	2	2	1	1	3						2.0
257.602A4	Police Officer - Flee - Causing Serious Bodily Injury (Vehicle Code)	10 ATTEMPTS	26		1	4	5	3	5		3	1	1	3						3.3
			1				1													1.6
257.617	Fail to Stop at Accident - Serious Impairment/Death	5 ATTEMPTS	14			3	7	1	1	2										2.1
257.6173	Fail to Stop at Accident - At Fault Death Result	15 ATTEMPTS	7				1		2		1			3						5.3
257.6254	Operating Vehicle Intoxicated, Causing Death	15 ATTEMPTS	31			3	1	5	6	2	2	5	3	2	1	1				4.2
257.6255-A	Operating Vehicle Intoxicated, Causing Serious Injury	5 ATTEMPTS	22		1	9	5	1	2	1	1		1	1						2.2
			1		1															1.0
257.6255B	Operating with a High BAC Causing Serious Injury with a Prior Conviction	10 ATTEMPTS	1				1													2.0
257.6256D	Operating Vehicle Intoxicated, Contr. Sub. - 3rd Offense	5 ATTEMPTS	272	4	45	91	92	14	14	4	4		3	1						3.5
257.6257A2	Operating Vehicle Intoxicated, w/ Occupant <16 - 2nd+ Offense	5 ATTEMPTS	1			1														1.5
257.6263	Driving - Reckless - Causing Serious Impairment of Body Function	5 ATTEMPTS	4				1			2			1							3.3
257.6264	Driving - Reckless - Causing Death	15 ATTEMPTS	13				1		1	1	3		2	4	1					5.9
257.9041C	Operate - Allow Suspended/Revoked/ Denied to Operate - 2nd+ Offense	1 ATTEMPTS	1		1															1.0
257.9044	Operate - License Susp./Rev./ Denied, Causing Death	15 ATTEMPTS	6				1	1	1				1	2						4.8
257.9045	Operate - License Susp./Rev./ Denied, Causing Serious Injury	5 ATTEMPTS	6				1	1	1	1		1	1							3.3

NOTE: Be sure to check for related offense codes when examining a particular type of crime. They may or may not be in sequential order or even on the same page.

B2 2021 Commitments by Minimum Term Distribution — All Offenses

Includes Additional Sentence Imposed

Page 2 of 15

B - 5

GRAND TOTALS			TOTAL	.5	1	1.5	2	2.5	3	3.5	4	4.5	5	10	15	20	25	>25	LIFE	AVG
VIOLATIONS			5,120	44	430	1,066	1,204	335	441	142	218	76	231	522	165	74	82	63	27	4.1
ATTEMPTS			4,943	38	390	1,006	1,157	327	435	137	216	75	229	522	165	74	82	63	27	4.2
Max. Penalty			177	6	40	60	47	8	6	5	2	1	2							1.6
Compiled Laws	Offense																			
324.801764	Marine Safety, Operating Under Influence, Death	15 ATTEMPTS	1											1						5.5
333.17766C1D	Contr. Sub. - Ephedrine/Pse Purchas/Possess to Make Meth	5 ATTEMPTS	4			4														1.4
333.74012A1	Contr. Sub. - Del/Mfg 1,000+ Grams (Narc. or Cocaine)	LIFE ATTEMPTS	1											1						6.0
333.74012A3	Contr. Sub. - Del/Mfg 50 - 449 Grams (Narc. or Cocaine)	20 ATTEMPTS	22		1		4		5		3	2	3	4						3.8
333.74012A4	Contr. Sub. - Del/Mfg Under 50 Grams (Narc. or Cocaine)	20 ATTEMPTS	141 3	3	12 2	29	33 1	7	19	6	11	1	4	14	2					2.8 1.2
333.74012B-A	Contr. Sub. - Del/Mfg (Sched. 1-3), Except Marijuana	7 ATTEMPTS	16			7	5	2			2									3.9
333.74012B-B	Contr. Sub. - Del/Mfg (Subs added Sched. 1-3 by Rule)	7 ATTEMPTS	1				1													2.0
333.74012B1	Contr. Sub. - Del/Mfg Meth/ Ecstasy	20 ATTEMPTS	299 1		2	14	37 1	15	56	15	18	24	23	83	11	1				13.8 2.0
333.74012D	Contr. Sub. - Del/Mfg (Sched. 5)	2 ATTEMPTS	1		1															1.0
333.74012D3	Contr. Sub. - Del/Mfg Marijuana	4 ATTEMPTS	3			1	1		1											2.0
333.7401C2C	Contr. Sub. - Operate/Maintain Lab Involving Hazardous Waste	20 ATTEMPTS	1						1											3.0
333.7401C2D-A	Contr. Sub. - Operate/Maintain Meth Lab Near Specified Places	20 ATTEMPTS	2						1	1										3.3
333.7401C2F	Contr. Sub. - Operate/Maintain Lab Involving Meth	20 ATTEMPTS	8			1	1				1			5						5.5
333.74022A-A	Contr. Sub. - Create/Del./Intent Counterfeit (Methamphetamine)	10 ATTEMPTS	1					1												2.5
333.74022C	Contr. Sub. - Create/Del./ Counterfeit Sub. (Sched. 4)	4 ATTEMPTS	1			1														1.5
333.74022E	Contr. Sub. - Create/Deliver Analogue	15 ATTEMPTS	16			1	3		5	3			4							3.3
333.74032A2	Contr. Sub. - Possess 450 - 999 Grams (Narcotic)	30 ATTEMPTS	2				1								1					6.1
333.74032A3	Contr. Sub. - Possess 50 - 449 Grams (Narcotic)	20 ATTEMPTS	1												1					12.0

NOTE: Be sure to check for related offense codes when examining a particular type of crime. They may or may not be in sequential order or even on the same page.

B2 2021 Commitments by Minimum Term Distribution — All Offenses

Includes Additional Sentence Imposed
Page 3 of 15

B - G

			TOTAL	.5	1	1.5	2	2.5	3	3.5	4	4.5	5	10	15	20	25	>25	LIFE	AVG
GRAND TOTALS			5,120	44	430	1,066	1,204	335	441	142	218	76	231	522	165	74	82	63	27	4.1
VIOLATIONS			4,943	38	390	1,006	1,157	327	435	137	216	75	229	522	165	74	82	63	27	4.2
ATTEMPTS			177	6	40	60	47	8	6	5	2	1	2							1.6
Compiled Laws	Offense	Max. Penalty																		
333.74032A4	Contr. Sub. - Possess 25 - 49 Grams (Narcotic)	4 ATTEMPTS	1				1													2.0
333.74032A5	Contr. Sub. - Possess <25 Grams (Narcotic)	4 ATTEMPTS	56		5	30	15	4	2											1.6
333.74032B-A	Contr. Sub. - Possess Analogues/Sched. 1-4	2 ATTEMPTS	10	2	1	4	3													1.2
333.74032B1	Contr. Sub. - Possess Methamphetamine	10 ATTEMPTS	325	2	19	117	90	34	23	12	10	1	8	8	1					2.1
333.74032C-A	Contr. Sub. - Possess Sched. 5	1 ATTEMPTS	8			6	2		1											1.4
333.74042A	Contr. Sub. - Use (Narcotic/Cocaine/Meth/Ecstasy)	1 ATTEMPTS	1	1																3.0
333.7405D	Contr. Sub. - Maintain Drug House	2 ATTEMPTS	1																	.2
333.74101-D1	Controlled Substance - Delivery Marijuana to Minor	8 ATTEMPTS	2			1								1						4.1
333.74104-F	Contr. Sub. - Possession on School/Library Prop. (Meth.)	20 ATTEMPTS	1			1														1.1
436.17012	Alcohol - Sell/Furnish to Minor, Causing Death	10 ATTEMPTS	1										1							5.0
445.65A	Identity Theft - Second Offense	10 ATTEMPTS	1			1														1.1
445.67	Identity Theft - Obtain/Possess/Transfer ID w/ Intent	5 ATTEMPTS	1						1											3.2
722.675	Distribute Obscene Matter to Children	2 ATTEMPTS	1		1															1.0
750.110	Breaking & Entering - Bldg. w/ Intent	15 ATTEMPTS	2			1			1											2.1
750.110A2	Home Invasion - 1st Degree	20 ATTEMPTS	108	1	9	25	33	8	17	2	4	1	6	2						2.2
750.110A3	Home Invasion - 2nd Degree	15 ATTEMPTS	5		2	1	2													1.5
750.110A4	Home Invasion - 3rd Degree	5 ATTEMPTS	88		2	4	8	4	8	4	9	6	5	28	7	2		1		6.1
750.111	Breaking & Entering - Entry w/o Breaking, w/ Intent	5 ATTEMPTS	5			1	1		1		2	1								3.4
			104	1	1	8	22	15	16	4	12	2	10	13						3.3
			6		1	2	1	1	1				1							2.4
			36		3	8	15	4	4				1	1						2.1
			3			1	1		1											2.1

NOTE: Be sure to check for related offense codes when examining a particular type of crime. They may or may not be in sequential order or even on the same page.

B2 2021 Commitments by Minimum Term Distribution — All Offenses

Includes Additional Sentence Imposed

Page 4 of 15

B - 7

			TOTAL	.5	1	1.5	2	2.5	3	3.5	4	4.5	5	10	15	20	25	>25	LIFE	AVG
GRAND TOTALS			5,120	44	430	1,066	1,204	335	441	142	218	76	231	522	165	74	82	63	27	4.1
VIOLATIONS			4,943	38	390	1,006	1,157	327	435	137	216	75	229	522	165	74	82	63	27	4.2
ATTEMPTS			177	6	40	60	47	8	6	5	2	1	2							1.6
Compiled Laws	Offense	Max. Penalty																		
750.116	Burglar's Tools - Possess	10	5		1	2	2													1.6
	ATTEMPTS		1		1															1.0
750.1227A	Witness - Bribe/Intimidate/Interfere	4	2			1	1													2.2
	ATTEMPTS		1			1														1.2
750.1227B	Witness - Bribe/Intimidate/Interfere	10	3						1					2						5.6
	ATTEMPTS																			
750.1227C	Witness - Intimidate/Threaten to Kill or Injure	15	2											1	1					10.9
	ATTEMPTS																			
750.1313C	Check - Non-Sufficient Funds, \$500 or more	2	1		1															1.0
	ATTEMPTS																			
750.136B2	Child Abuse - 1st Degree	15	12							1				1	7	1	1	1		16.0
	ATTEMPTS																			
750.136B3	Child Abuse - 2nd Degree	4	18			2	4		3			1	3	5						4.4
	ATTEMPTS		2			2														2.0
750.136B4	Child Abuse - 3rd Degree	2	4		1	1		1	1											1.8
	ATTEMPTS																			
750.136D1B	Child Abuse - 2nd Degree Committed in the Presence of Another Child	10	2					1			1									3.3
	ATTEMPTS																			
750.145A	Children - Accost for Immoral Purposes	4	5			1	2	1					1							2.6
	ATTEMPTS																			
750.145C2	Child Sexually Abusive Activity	20	26			3	2	1	2			2	1	10	5					6.4
	ATTEMPTS																			
750.145C2B	Child Sexually Abusive Activity Aggravated	25	9							1				5	2		1			10.5
	ATTEMPTS																			
750.145C3	Child Sexually Abusive Activity, Promote or Distribute	7	3				1		1				1							3.3
	ATTEMPTS																			
750.145C3B	Child Sexually Abusive Activity, Aggravated Distribute/Promote	15	4				2			1			1							2.9
	ATTEMPTS																			
750.145C4-A	Child Sexually Abusive Material, Possess	4	9			1	4	2	1		1									4.4
	ATTEMPTS																			
750.145C4-A1	Child Sexually Abusive Material, Aggravated Possession	10	20				3		2	1	2		4	6	2					5.7
	ATTEMPTS		1				1													2.0
750.145D2B	Computer/Internet - Plan Crime w/ Other, Max 1 - <2 yrs	2	1		1															1.0
	ATTEMPTS																			
750.145D2D	Computer/Internet - Plan Crime w/ Other, Max 4 - <10 yrs	10	1						1											3.0
	ATTEMPTS																			

NOTE: Be sure to check for related offense codes when examining a particular type of crime. They may or may not be in sequential order or even on the same page.

B2 2021 Commitments by Minimum Term Distribution — All Offenses

Includes Additional Sentence Imposed

Page 5 of 15

B - 8

GRAND TOTALS			TOTAL	.5	1	1.5	2	2.5	3	3.5	4	4.5	5	10	15	20	25	>25	LIFE	AVG
VIOLATIONS			5,120	44	430	1,066	1,204	335	441	142	218	76	231	522	165	74	82	63	27	4.1
ATTEMPTS			4,943	38	390	1,006	1,157	327	435	137	216	75	229	522	165	74	82	63	27	4.2
Compiled Laws	Offense	Max. Penalty	177	6	40	60	47	8	6	5	2	1	2							1.6
750.145N1	Vulnerable Adult Abuse - 1st Degree	15 ATTEMPTS	1			1														1.5
750.145N2	Vulnerable Adult Abuse - 2nd Degree	4 ATTEMPTS	1					1												2.4
750.157B2	Homicide - Solicitation of Murder	LIFE ATTEMPTS	2											1					1	13.0
750.157C	Minors - Induce to Commit Felony	VAR ATTEMPTS	1										1							8.3
750.157N1	Financial Transaction Device - Steal/Retain w/o Consent	4 ATTEMPTS	9		4	2	2	1												1.3
750.157N2	Financial Transaction Device - Possess Fraudulent One	4 ATTEMPTS	1	1																.5
750.157Q	Financial Transaction Device - Illegal Sale/Use	4 ATTEMPTS	2			1	1													1.5
750.159I1	Criminal Enterprise - Conduct	20 ATTEMPTS	1		1															1.0
750.159I4-A	Criminal Enterprise - Conspiracy	20 ATTEMPTS	8				1	1	1		3		1	1						3.8
750.165	Child Support - Fail to Pay	4 ATTEMPTS	2		1		1													1.5
750.170	Disturbing the Peace	MISD ATTEMPTS	4						2					2						5.8
750.1744A	Embezzle - Agent or Trustee, \$1K - <\$20K	5 ATTEMPTS	9			6	2		1											1.7
750.1745A	Embezzle - Agent or Trustee, \$20K - <\$50K	10 ATTEMPTS	1	1																.1
750.1746	Embezzle - \$50K - <\$100K	15 ATTEMPTS	4		1		2		1											2.0
750.1747	Embezzlement - \$100K+	15 ATTEMPTS	1			1														1.1
750.174A4A	Embezzlement - From Vulnerable Adult, \$1K - <\$20K	5 ATTEMPTS	3				1		1				1							3.2
750.174A7A	Embezzlement - From Vulnerable Adult, \$100K or More	20 ATTEMPTS	5			1	1				2	1								3.1
750.175	Embezzle - Public Official, Over \$50	10 ATTEMPTS	1			1														1.4
			1										1							5.0
			1			1														1.3

NOTE: Be sure to check for related offense codes when examining a particular type of crime. They may or may not be in sequential order or even on the same page.

B2 2021 Commitments by Minimum Term Distribution — All Offenses

Includes Additional Sentence Imposed
Page 6 of 15

B - 9

				TOTAL	.5	1	1.5	2	2.5	3	3.5	4	4.5	5	10	15	20	25	>25	LIFE	AVG
GRAND TOTALS				5,120	44	430	1,066	1,204	335	441	142	218	76	231	522	165	74	82	63	27	4.1
VIOLATIONS				4,943	38	390	1,006	1,157	327	435	137	216	75	229	522	165	74	82	63	27	4.2
ATTEMPTS				177	6	40	60	47	8	6	5	2	1	2							1.6
Compiled Laws	Offense	Max. Penalty																			
750.1952	Escape - From Felony Jail Sentence	4 ATTEMPTS		1								1									4.0
750.197C	Escape - From Jail Through Violence or Assault Prison Employee	4 ATTEMPTS		68	1	6	16	17	14	6		3	1	3	1						2.2
750.199A	Bond - Abscond or Forfeit	4 ATTEMPTS		11	1	8	2														3.0
750.200I1A	Harmful Devices - Unlawful Possession/Use	15 ATTEMPTS		8	1	2	4		1												1.3
750.200L	Harmful Substance/Device - Person Falsely Exposed	5 ATTEMPTS		1		1															1.0
750.2042B	Explosives - Send w/ Intent Injure/ Destroy, Cause Prop. Damage	20 ATTEMPTS		2				1				1									2.8
750.209A	Explosives - Possess w/ Intent to Terrorize	10 ATTEMPTS		1											1						10.0
750.211A2A-A	Explosives - Mfg/Possess Molotov Cocktail	4 ATTEMPTS		1			1														1.4
750.213	Extortion	20 ATTEMPTS		1		1															1.0
750.2184A	False Pretenses - \$1K - <\$20K	5 ATTEMPTS		2						1	1										3.2
750.2185A	False Pretenses - \$20K or More	10 ATTEMPTS		6			2	2	1			1									2.1
750.2185B	False Pretenses - \$1K - <\$20K - 3rd+ Offense	10 ATTEMPTS		1						1											3.0
750.2186A	False Pretenses - \$5K - <\$100K	15 ATTEMPTS		1				1													2.0
750.2241-A	Weapons - Dangerous Weapon - Misc.	5 ATTEMPTS		1			1														1.4
750.224A	Weapons - Taser, Possession or Sale Taser	4 ATTEMPTS		7		2	4				1										1.5
750.224B	Weapons - Firearms, Short-Barrel Shotgun/Rifle	5 ATTEMPTS		1			1														1.4
750.224F	Weapons - Firearms, Possession by Felon	5 ATTEMPTS		1					1												2.3
750.224F6	Weapons - Ammunition - Possession by Felon	5 ATTEMPTS		106	1	17	31	24	13	9	3	4			4						2.1
				30		6	7	8	2	4	1	2									1.9
				1					1												2.5

NOTE: Be sure to check for related offense codes when examining a particular type of crime. They may or may not be in sequential order or even on the same page.

B2 2021 Commitments by Minimum Term Distribution — All Offenses

Includes Additional Sentence Imposed

Page 7 of 15

B - 10

			TOTAL	.5	1	1.5	2	2.5	3	3.5	4	4.5	5	10	15	20	25	>25	LIFE	AVG
GRAND TOTALS			5,120	44	430	1,066	1,204	335	441	142	218	76	231	522	165	74	82	63	27	4.1
VIOLATIONS			4,943	38	390	1,006	1,157	327	435	137	216	75	229	522	165	74	82	63	27	4.2
ATTEMPTS			177	6	40	60	47	8	6	5	2	1	2							1.6
Compiled Laws	Offense	Max. Penalty																		
750.226	Weapons - Dangerous Weapon, Carry w/ Unlawful Intent	5 ATTEMPTS	1			1														1.5
750.227	Weapons - Carry Concealed	5 ATTEMPTS	111	2	35	32	27	9	4					2						1.6
750.227B-A	Weapons - Felony Firearm	2 ATTEMPTS	2	1		1														.7
750.227B-A1	Weapons - Felony Firearm - Pneumatic Gun	2 ATTEMPTS	188				188													2.0
750.227B-B	Weapons - Felony Firearm - 2nd Offense	5 ATTEMPTS	2				2													2.0
750.227B-C	Weapons - Felony Firearm - 3rd Offense	10 ATTEMPTS	14										14							5.0
750.234A	Weapons - Firearms, Discharge from Vehicle	4 ATTEMPTS	3											3						10.0
750.234A1D	Weapons - Firearms, Discharge from Vehicle Causing Death	LIFE ATTEMPTS	7				3		1	1				2						3.7
750.234B	Weapons - Firearms, Discharge in/at Bldg.	4 ATTEMPTS	1														1			20.5
750.248	Forgery	14 ATTEMPTS	15				3	1	4	2	1	1	2		1					7.7
750.249	Utter & Publish	14 ATTEMPTS	2				1	1												2.0
750.254	Utter & Publish - Possess Counterfeit Bank/State/Bills	5 ATTEMPTS	1				1													1.8
750.280	Fraud - Common Law	10 ATTEMPTS	16		3	3	4	3	2		1									2.0
750.316	Homicide	LIFE ATTEMPTS	1						1											1.1
750.316-A	Homicide - Murder 1st Degree, Premeditated	LIFE ATTEMPTS	3																	3.0
750.316-B	Homicide - Felony Murder	LIFE ATTEMPTS	1				1													2.0
750.316-C	Homicide - Open Murder, Statutory Short Form	LIFE ATTEMPTS	3																3	
750.317	Homicide - Murder 2nd Degree	LIFE ATTEMPTS	14															1	13	30.0
			6															1	5	35.0
			5															1	4	30.0
			96										1	8	24	16	20	27		23.1

NOTE: Be sure to check for related offense codes when examining a particular type of crime. They may or may not be in sequential order or even on the same page.

B2 2021 Commitments by Minimum Term Distribution — All Offenses

Includes Additional Sentence Imposed
Page 8 of 15

B - 11

GRAND TOTALS		
VIOLATIONS		
ATTEMPTS		
Compiled Laws	Offense	Max. Penalty
750.317A	Deliver Controlled Substance Cause Death	LIFE ATTEMPTS
750.321	Homicide - Manslaughter	15 ATTEMPTS
750.321-A	Homicide - Manslaughter, Statutory Short Form	15 ATTEMPTS
750.321-C	Homicide - Manslaughter, Involuntary	15 ATTEMPTS
750.321-E	Homicide - Manslaughter w/ Motor Vehicle	15 ATTEMPTS
750.329	Homicide - Manslaughter, Death w/ Weapon, Aim w/o Malice	15 ATTEMPTS
750.335A2B	Aggravated Indecent Exposure	2 ATTEMPTS
750.335A2C	Indecent Exposure by Sexually Delinquent Person	LIFE ATTEMPTS
750.338	Gross Indecency Between Males, Commit/Procure	5 ATTEMPTS
750.338B	Gross Indecency Between Male & Female, Commit/Procure	5 ATTEMPTS
750.349	Kidnapping	LIFE ATTEMPTS
750.349B	Unlawful Imprisonment	15 ATTEMPTS
750.350	Kidnapping - Child Enticement	LIFE ATTEMPTS
750.3562A	Larceny - \$20K or More	10 ATTEMPTS
750.3563A	Larceny - \$1K - <\$20K	5 ATTEMPTS
750.356A1	Larceny - From Motor Vehicle	5 ATTEMPTS
750.356A2C2	B & E - Vehicle/Semi-Trailer/ House Trailer, \$200-<\$1K - 2nd+ Offs	5 ATTEMPTS
750.356A3	B & E - Vehicle/Semi-Trailer/ House Trailer, w/ Damage	5 ATTEMPTS

TOTAL	.5	1	1.5	2	2.5	3	3.5	4	4.5	5	10	15	20	25	>25	LIFE	AVG
5,120	44	430	1,066	1,204	335	441	142	218	76	231	522	165	74	82	63	27	4.1
4,943	38	390	1,006	1,157	327	435	137	216	75	229	522	165	74	82	63	27	4.2
177	6	40	60	47	8	6	5	2	1	2							1.6
10						1			1	1	3	1		3			11.8
7						1				2	3	1					7.2
15			1	1	1		1			2	8		1				6.7
15				2	1					4	6	1		1			7.0
3				2						1							3.0
2											1		1				11.5
6					1			2		1	2						4.6
9		2	3	2		1		1									1.8
4	2					1						1					4.5
1		1															.6
3				2		1											2.3
4											1		3				16.5
13				3	1	1	1			1	3	1	2				7.0
1												1					15.0
8			2	3	1	1	1										2.1
11		1	4	2	3	1											1.8
6	1		2	3													1.5
1				1													1.8
1			1														1.4
4			2	1		1											1.9

NOTE: Be sure to check for related offense codes when examining a particular type of crime. They may or may not be in sequential order or even on the same page.

B2 2021 Commitments by Minimum Term Distribution — All Offenses

Includes Additional Sentence Imposed

Page 9 of 15

B - 12

			TOTAL	.5	1	1.5	2	2.5	3	3.5	4	4.5	5	10	15	20	25	>25	LIFE	AVG
GRAND TOTALS			5,120	44	430	1,066	1,204	335	441	142	218	76	231	522	165	74	82	63	27	4.1
VIOLATIONS			4,943	38	390	1,006	1,157	327	435	137	216	75	229	522	165	74	82	63	27	4.2
ATTEMPTS			177	6	40	60	47	8	6	5	2	1	2							1.6
Compiled Laws	Offense	Max. Penalty																		
750.356C	Retail Fraud - 1st Degree	5 ATTEMPTS	109	2	25	40	30	5	5	1	1									1.6
750.357	Larceny from Person	10 ATTEMPTS	13		2		3	5	2				1							2.8
			4		2	1	1													1.4
750.357B	Weapons - Firearms - Larceny	5 ATTEMPTS	6		1	1	2		1	1										2.1
750.360	Larceny in Building	4 ATTEMPTS	33	1	7	10	11	3	1											1.5
			1		1															.8
750.3623A	Larceny by Conversion, \$1K - <\$20K	5 ATTEMPTS	3		2						1									1.9
750.362A3A	Fail to Return Rented Property, \$1K - <\$20K	5 ATTEMPTS	2		2															1.0
750.362A4A	Failure to Return Rented Property -1 Year Misd.	MISD ATTEMPTS	1			1														1.5
750.377A1B1	Malicious Destruction Pers. Prop.,\$1K - <\$20K	5 ATTEMPTS	9		1	5			2	1										1.9
			1				1													1.8
750.377B	Malicious Destruction Fire/Police Property	4 ATTEMPTS	14	1		6	4		3											1.7
750.3802A	Malicious Destruction of Bldg.,\$20K or More	10 ATTEMPTS	2				2													2.0
750.3803A	Malicious Destruction of Bldg.,\$1K - <\$20K	5 ATTEMPTS	1		1															1.0
750.411A1B	False Report of Felony	4 ATTEMPTS	9		2	3	2		2											1.7
750.411H2B	Stalking a Minor	5 ATTEMPTS	2					1	1											2.8
750.411i	Stalking - Aggravated	5 ATTEMPTS	37		4	12	14	4	2					1						1.9
750.411S2A	Unlawful Posting Message	2 ATTEMPTS	1						1											2.7
750.413	Motor Vehicle - Unlawful Drive Away	5 ATTEMPTS	58		5	22	11	6	6	2	6									2.1
			1				1													2.0
750.414	Motor Vehicle - Unlawful Use	2 ATTEMPTS	7		1	4		2												1.6
750.422-B	Perjury - Court Proceeding	15 ATTEMPTS	1				1													1.9

NOTE: Be sure to check for related offense codes when examining a particular type of crime. They may or may not be in sequential order or even on the same page.

B2 2021 Commitments by Minimum Term Distribution — All Offenses

Includes Additional Sentence Imposed

Page 10 of 15

B - 13

GRAND TOTALS			TOTAL	.5	1	1.5	2	2.5	3	3.5	4	4.5	5	10	15	20	25	>25	LIFE	AVG
VIOLATIONS			5,120	44	430	1,066	1,204	335	441	142	218	76	231	522	165	74	82	63	27	4.1
ATTEMPTS			4,943	38	390	1,006	1,157	327	435	137	216	75	229	522	165	74	82	63	27	4.2
Compiled Laws	Offense	Max. Penalty	177	6	40	60	47	8	6	5	2	1	2							1.6
750.457	Prostitution - Accept Earnings	20 ATTEMPTS	1						1											3.0
750.462B1	Human Trafficking - Threats of Physical Harm	10 ATTEMPTS	1							1										4.0
750.462DB4	Human Trafficking Enterprise Involving Kidnapping, CSC, or Death	LIFE ATTEMPTS	1											1						7.0
750.462EA	Human Trafficking - Minor for Commercial Sexual Activity	20 ATTEMPTS	2				1				1									2.9
750.4792D2	Lying to Peace Officer - Violent Crime Investigation	4 ATTEMPTS	1			1														1.3
750.479A2	Police Officer - Flee (Penal Code) 4th Degree	2 ATTEMPTS	4		1	2	1													1.4
750.479A3	Police Officer - Flee (Penal Code) 3rd Degree	5 ATTEMPTS	40		4	8	13	8	3	2	2									2.1
750.479A4-A	Police Officer - Flee (Penal Code) -2nd Offense	10 ATTEMPTS	4						1			1		2						5.3
750.479B1	Peace Officer - Disarming - Non-Firearm	4 ATTEMPTS	1				1													2.0
750.479B2	Peace Officer - Disarming - Firearm	10 ATTEMPTS	2				1													2.8
750.483A2B	Interfere w/ Crime Report Threat to Kill/Injure	10 ATTEMPTS	4				3	1												2.0
750.483A4B	Interfere w/ Police Investigation Threat to Kill/Injure	10 ATTEMPTS	1			1														1.2
750.483A6B	Tamper w/ Evidence - Criminal Case Max >10 yr Term	10 ATTEMPTS	4							1	1		1	1						5.1
750.505-B	Accessory After the Fact to Felony	5 ATTEMPTS	8			1	5	1	1											2.0
750.50B	Animals - Kill/Torture	4 ATTEMPTS	2				1	1												4.4
750.50B4	Animals - Kill/Torture - Second Degree	7 ATTEMPTS	2				1		1											2.3
750.520B	CSC - 1st Degree - Multiple Variables	LIFE ATTEMPTS	37					1						10	15	9		2		13.7
750.520B1A	CSC - 1st Degree - Person Under 13	LIFE ATTEMPTS	25					1				2	2	7	5	6	1	1		12.6

NOTE: Be sure to check for related offense codes when examining a particular type of crime. They may or may not be in sequential order or even on the same page.

B2 2021 Commitments by Minimum Term Distribution — All Offenses

Includes Additional Sentence Imposed
Page 11 of 15

B - 14

GRAND TOTALS			TOTAL	.5	1	1.5	2	2.5	3	3.5	4	4.5	5	10	15	20	25	>25	LIFE	AVG
VIOLATIONS			5,120	44	430	1,066	1,204	335	441	142	218	76	231	522	165	74	82	63	27	4.1
ATTEMPTS			4,943	38	390	1,006	1,157	327	435	137	216	75	229	522	165	74	82	63	27	4.2
Max. Penalty			177	6	40	60	47	8	6	5	2	1	2							1.6
Compiled Laws	Offense																			
750.520B1B	CSC - 1st Degree - Relationship	LIFE ATTEMPTS	32				1		2	1			2	9	9	4	2	2		13.0
750.520B1C	CSC - 1st Degree - During Felony	LIFE ATTEMPTS	8											1	4	1	1	1		18.0
750.520B1D	CSC - 1st Degree - Accomplices	LIFE ATTEMPTS	1													1				20.0
750.520B1E	CSC - 1st Degree - Weapon Used	LIFE ATTEMPTS	2											1				1		28.8
750.520B1F	CSC - 1st Degree - Personal Injury	LIFE ATTEMPTS	16								1			4	4	3	2	2		16.3
750.520B1G	CSC - 1st Degree - Injury to Incapacitated Victim	LIFE ATTEMPTS	1			1														1.0
750.520B1H	CSC - 1st Degree - Mentally Disabled Relationship	LIFE ATTEMPTS	3								1				1	1				11.1
750.520B2B	CSC - 1st Degree - Person <13, Defendant 17+ yrs.	LIFE ATTEMPTS	49					1						2		1	35	9	1	25.0
750.520C	CSC - 2nd Degree - Multiple Variables	15 ATTEMPTS	14				1	1	1		1			9		1				6.8
750.520C1A	CSC - 2nd Degree - Person Under 13	15 ATTEMPTS	27		2	2	5		3	2	5	1	1	4	2					4.3
750.520C1B	CSC - 2nd Degree - Relationship	15 ATTEMPTS	1				1													1.8
750.520C1C	CSC - 2nd Degree - During Felony	15 ATTEMPTS	8		1			3				1		3						4.2
750.520C1F	CSC - 2nd Degree - Personal Injury	15 ATTEMPTS	4									1	1	1	1					7.7
750.520C1G	CSC - 2nd Degree - Injury to Incapacitated Victim	15 ATTEMPTS	1					1												2.4
750.520C2B	CSC - 2nd Degree - Person <13, Defendant 17+ yrs.	15 ATTEMPTS	1							1										3.2
750.520D	CSC - 3rd Degree - Multiple Variables	15 ATTEMPTS	1				1													2.0
750.520D1A	CSC - 3rd Degree - Person 13-15	15 ATTEMPTS	56			3	1	5	10	2	2	2	5	23	1	1	1			5.8
750.520D1B	CSC - 3rd Degree - Force/Coercion	15 ATTEMPTS	6			3	3													1.6
			20			1		1	3		3		1	8	3					6.6
			69			3	9	1	8	2	6	1	14	21	2	2				5.4
			9			3	4			2										2.0
			34		1	3		2	2		3	1	5	14	1	1		1		7.1
			1				1													2.0

NOTE: Be sure to check for related offense codes when examining a particular type of crime. They may or may not be in sequential order or even on the same page.

B2 2021 Commitments by Minimum Term Distribution — All Offenses

Includes Additional Sentence Imposed

Page 12 of 15

B - 15

GRAND TOTALS			TOTAL	.5	1	1.5	2	2.5	3	3.5	4	4.5	5	10	15	20	25	>25	LIFE	AVG
VIOLATIONS			5,120	44	430	1,066	1,204	335	441	142	218	76	231	522	165	74	82	63	27	4.1
ATTEMPTS			4,943	38	390	1,006	1,157	327	435	137	216	75	229	522	165	74	82	63	27	4.2
Max. Penalty			177	6	40	60	47	8	6	5	2	1	2							1.6
Compiled Laws	Offense																			
750.520D1C	CSC - 3rd Degree - Incapacitated Victim	15 ATTEMPTS	6			2	1	1						2						4.0
750.520D1D	CSC - 3rd Degree - Incest	15 ATTEMPTS	16						1	1	1		7	5	1					6.1
750.520E	CSC - 4th Degree - Multiple Variables	2 ATTEMPTS	2						2											2.7
750.520E1A	CSC - 4th Degree - Force/Coercion	2 ATTEMPTS	10 1		4 1	3	1		1		1									1.5 1.0
750.520E1A-A	CSC - 4th Degree - Victim 13-16	2 ATTEMPTS	9			6	3													2.9
750.520E1B	CSC - 4th Degree - Incapacitated Victim	2 ATTEMPTS	1			1														1.3
750.520G1	CSC - Assault w/ Intent to Commit Sexual Penetration	10 ATTEMPTS	22 1		1	3 1	2	1	4	2	1		3	5						3.7 1.3
750.520G2	CSC - 2nd Degree Assault	5 ATTEMPTS	12			4	3	3		2										2.0
750.520N	CSC - Tamper w/ Electronic Monitoring Device	2 ATTEMPTS	1				1													2.0
750.529	Robbery - Armed	LIFE ATTEMPTS	117 2		1	2 2	9	2	6	2	7	3	12	40	16	7	5	5		9.3 1.3
750.529-A	Robbery - Armed - Serious Injury	LIFE ATTEMPTS	3											3						6.9
750.529A	Carjacking	LIFE ATTEMPTS	29 3				2 1		4 1	2 1	7		5	6	2			1		6.0 2.6
750.530	Robbery - Unarmed	15 ATTEMPTS	82 3		2 1	5 2	19	9	12	1	4	3	13	12	2					3.8 1.3
750.531	Bank Robbery/Safe Breaking	LIFE ATTEMPTS	1								1									4.0
750.531-A	Bank Robbery	LIFE ATTEMPTS	13		1	1	1		1	3			2	4						4.2
750.531B	Safe Breaking	LIFE ATTEMPTS	8 1			1	3		1				1		1	1				5.2 2.5
750.5352A	Stolen Prop. - Receive & Conceal, \$20K or More	10 ATTEMPTS	5		1		4													1.6
750.5353A	Stolen Prop. - Receive & Conceal, \$1K - <\$20K	5 ATTEMPTS	24 1		5 1	5	9	2	2	1										1.8 1.0

NOTE: Be sure to check for related offense codes when examining a particular type of crime. They may or may not be in sequential order or even on the same page.

B2 2021 Commitments by Minimum Term Distribution — All Offenses

Includes Additional Sentence Imposed

Page 13 of 15

B - 16

			TOTAL	.5	1	1.5	2	2.5	3	3.5	4	4.5	5	10	15	20	25	>25	LIFE	AVG
GRAND TOTALS			5,120	44	430	1,066	1,204	335	441	142	218	76	231	522	165	74	82	63	27	4.1
VIOLATIONS			4,943	38	390	1,006	1,157	327	435	137	216	75	229	522	165	74	82	63	27	4.2
ATTEMPTS			177	6	40	60	47	8	6	5	2	1	2							1.6
Compiled Laws	Offense	Max. Penalty																		
750.5353B	Stolen Prop. - Receive & Conceal, \$200 - <\$1K - 2nd+ Offense	5 ATTEMPTS	1								1									4.0
750.5357	Stolen Prop. - Receive & Conceal, Motor Vehicle	5 ATTEMPTS	30		1	15	7	1	3	1	2									1.9
750.5358	Stolen Prop. - Receive & Conceal, Motor Vehicle - 2nd Offense	10 ATTEMPTS	3		1		1						1							2.7
750.535A2	Motor Vehicles - Operate Chop Shop	10 ATTEMPTS	1		1															1.0
750.535B	Weapons - Firearms, Receive & Conceal	10 ATTEMPTS	11		1	4	4	1			1									1.9
750.539J2B	Capture/Distribute Image of Unclothed Person	5 ATTEMPTS	5		2			1	1		1									2.2
750.5405A	Interfere w/ Electronic Communications	2 ATTEMPTS	3			2	1													1.3
750.5405B	Interfere w/ Electronic Communications, Injury/Death	4 ATTEMPTS	1		1															.9
750.543M	Terrorism - False Report or Threat	20 ATTEMPTS	2				1		1					1						6.5
750.731	Arson - Second Degree	20 ATTEMPTS	1			1							2	1						2.0
750.74	Arson - Personal Property, Over \$50	4 ATTEMPTS	1		1															5.4
750.751	Fourth Degree Arson	5 ATTEMPTS	1		1															1.2
750.791C1	Arson - Preparation to Burn Property, \$1K - <\$20K	5 ATTEMPTS	2			1			1	1										3.1
750.791D1	Arson - Preparation to Burn Property, \$20K or More	10 ATTEMPTS	1				1	1												1.4
750.791D6	Arson - Preparation to Burn a Building	10 ATTEMPTS	2		1						1									2.3
750.81	Assault/Assault and Battery	MISD ATTEMPTS	1	1																3.0
750.814	Domestic Violence - 3rd Offense	2 ATTEMPTS	132	1	8	38	42	14	14	5	4	1	4	1						2.5
750.81A	Assault - Aggravated	1 ATTEMPTS	4			3	1													.1
			1				1													4.2
																				1.5
																				2.0

NOTE: Be sure to check for related offense codes when examining a particular type of crime. They may or may not be in sequential order or even on the same page.

B2 2021 Commitments by Minimum Term Distribution — All Offenses

Includes Additional Sentence Imposed

Page 14 of 15

B - 17

			TOTAL	.5	1	1.5	2	2.5	3	3.5	4	4.5	5	10	15	20	25	>25	LIFE	AVG
GRAND TOTALS			5,120	44	430	1,066	1,204	335	441	142	218	76	231	522	165	74	82	63	27	4.1
VIOLATIONS			4,943	38	390	1,006	1,157	327	435	137	216	75	229	522	165	74	82	63	27	4.2
ATTEMPTS			177	6	40	60	47	8	6	5	2	1	2							1.6
Compiled Laws	Offense	Max. Penalty																		
750.81A3	Domestic Violence, Aggravated - 2nd Offense	2 ATTEMPTS	8		1	2	1		1	1	1			1						5.4
750.81D1	Police Officer - Assault/Resist/Obstruct	2 ATTEMPTS	132		20	72	26	6	6		2									1.5
750.81D2	Police Officer - Assault/Resist/Obstruct, Causing Injury	4 ATTEMPTS	20		2	3	12			2	1									1.9
750.81D3	Police Officer - Assault/Resist/Obstruct, Serious Impairment	15 ATTEMPTS	2											1		1				12.3
750.82	Felonious Assault	4 ATTEMPTS	140		18	58	35	8	11	1	5	1		3						1.8
			7			4	1	2												1.7
750.83	Assault w/ Intent to Murder	LIFE ATTEMPTS	51				1	1			4	1	1	18	14	5	1	5		13.1
750.84	Assault w/ Intent to do Great Bodily Harm Less Than Murder	10 ATTEMPTS	193		5	26	31	14	26	13	22	3	17	28	3		5			8.3
			28		2	9	11	3	3											1.9
750.841B	Assault by Strangulation	10 ATTEMPTS	2						1								1			14.0
			1				1													2.0
750.85	Torture	LIFE ATTEMPTS	2														1	1		29.0
750.86	Assault w/ Intent to Maim	10 ATTEMPTS	1					1												2.5
750.88	Assault w/ Intent to Rob While Unarmed	15 ATTEMPTS	2			1	1													1.6
750.89	Assault w/ Intent to Rob While Armed	LIFE ATTEMPTS	10						3	1			2	1	3					7.3
750.90DA	Pregnant Indiv. - Oper. Under Infl., Miscarriage/Stillbirth	15 ATTEMPTS	1								1									4.0
752.1084	Organized Retail Crime	5 ATTEMPTS	8		1	2	4		1											1.9
752.541	Riot	10 ATTEMPTS	1				1													1.9
752.542	Riot - Inciting	10 ATTEMPTS	1					1												2.4
752.7973C	Computers - Use to Commit Crime Max 2 yrs - <4 yrs	4 ATTEMPTS	1			1														1.5
752.7973D	Computers - Use to Commit Crime Max 4 yrs - <10 yrs	7 ATTEMPTS	6				2		1		1		1	1						3.8

NOTE: Be sure to check for related offense codes when examining a particular type of crime. They may or may not be in sequential order or even on the same page.

B2 2021 Commitments by Minimum Term Distribution – All Offenses

Includes Additional Sentence Imposed

Page 15 of 15

B - 18

			TOTAL	.5	1	1.5	2	2.5	3	3.5	4	4.5	5	10	15	20	25	>25	LIFE	AVG
GRAND TOTALS			5,120	44	430	1,066	1,204	335	441	142	218	76	231	522	165	74	82	63	27	4.1
VIOLATIONS			4,943	38	390	1,006	1,157	327	435	137	216	75	229	522	165	74	82	63	27	4.2
ATTEMPTS			177	6	40	60	47	8	6	5	2	1	2							1.6
Compiled Laws	Offense	Max. Penalty																		
752.7973E	Computers - Use to Commit Crime Max 10 yrs - <20 yrs	10 ATTEMPTS	2					1						1						4.6
752.7973F	Computers - Use to Commit Crime Max 20 yrs or More	20 ATTEMPTS	2				1									1				10.8
767A.91B	Prosecutor's Investigative Subpoena Perjury	LIFE ATTEMPTS	2				1						1							3.5
771.3F	Tampering with Electronic Monitoring Device	2 ATTEMPTS	21	1	3	11	4	1		1										1.5
800.2811	Prisons - Furnish Contraband to Prisoner in Prison	5 ATTEMPTS	2	1	1															.7
800.2813	Prisons - Bring Contraband Into Prison	5 ATTEMPTS	1		1	1														1.0
800.2814	Prisons - Prisoner Possessing Contraband	5 ATTEMPTS	2		1	1														1.3
800.2834	Prisons - Prisoner Possessing Weapon	5 ATTEMPTS	1		1															.7
800.283A	Prisons - Furnish Cellphone to Prisoner	5 ATTEMPTS	40	3	9	21	7													1.2
801.2621A	Jails - Bring Weapon Into	5 ATTEMPTS	6	1	1	3	1													1.0
801.2622	Jails - Prisoner Possess Weapon	5 ATTEMPTS	91	2	18	38	21	9	2	1										1.4
801.2632	Jails - Prisoner Possessing Contraband	5 ATTEMPTS	19	3	10	6														.9
			1		1															.8
			1				1													2.0
			2			2														1.2
			3				3													1.8

NOTES: Be sure to check for related offense codes when examining a particular type of crime. They may or may not be in sequential order or even on the same page.

Largest minimum term is reported.

When minimum terms exceed maximum penalties, that may be due to anomalies in criminal justice practices, habitualized offenses, database errors, etc.

Each minimum term category is rounded up from the preceding category (for example, the ten-year category includes all minimums longer than five years up to exactly ten years).

Minimum term averages are based on raw data (with life sentences excluded from the calculations).

Source: Offender Management Network Information (OMNI)

B2a 2021 Commitments by Minimum Term Distribution — Non-Assaultive Offenses

Includes Additional Sentence Imposed

Page 1 of 6

B - 19

				TOTAL	.5	1	1.5	2	2.5	3	3.5	4	4.5	5	10	15	20	25	>25	LIFE	AVG
GRAND TOTALS				1,730	28	252	457	599	119	118	27	49	4	42	34		1				2.0
VIOLATIONS				1,667	23	229	437	588	117	117	27	49	4	41	34		1				2.0
ATTEMPTS				63	5	23	20	11	2	1				1							1.3
Compiled Laws	Offense		Max. Penalty																		
28.729	Sex Offenders - Failure to Register	4	ATTEMPTS	7		1		3		3											2.2
				1			1														1.5
28.7292	Sex Offenders - Failure to Comply w/ Duties	MISD	ATTEMPTS	2		1	1														1.0
257.6256D	Operating Vehicle Intoxicated, Contr. Sub. - 3rd Offense	5	ATTEMPTS	272	4	45	91	92	14	14	4	4		3	1						3.5
257.6257A2	Operating Vehicle Intoxicated, w/ Occupant <16 - 2nd+ Offense	5	ATTEMPTS	1			1														1.5
257.9041C	Operate - Allow Suspended/Revoked/ Denied to Operate - 2nd+ Offense	1	ATTEMPTS	1		1															1.0
445.65A	Identity Theft - Second Offense	10	ATTEMPTS	1						1											3.2
445.67	Identity Theft - Obtain/ Possess/Transfer ID w/ Intent	5	ATTEMPTS	1		1															1.0
750.110	Breaking & Entering - Bldg. w/ Intent	15	ATTEMPTS	108	1	9	25	33	8	17	2	4	1	6	2						2.2
				5		2	1	2													1.5
750.110A3	Home Invasion - 2nd Degree	15	ATTEMPTS	104	1	1	8	22	15	16	4	12	2	10	13						3.3
				6		1	2	1	1	1				1							2.4
750.110A4	Home Invasion - 3rd Degree	5	ATTEMPTS	36		3	8	15	4	4				1	1						2.1
750.111	Breaking & Entering - Entry w/o Breaking, w/ Intent	5	ATTEMPTS	3			1	1		1											2.1
750.116	Burglar's Tools - Possess	10	ATTEMPTS	5		1	2	2													1.6
				1		1															1.0
750.1227A	Witness - Bribe/Intimidate/ Interfere	4	ATTEMPTS	2				1	1												2.2
				1			1														1.2
750.1313C	Check - Non-Sufficient Funds, \$500 or more	2	ATTEMPTS	1		1															1.0
750.157N1	Financial Transaction Device - Steal/Retain w/o Consent	4	ATTEMPTS	9		4	2	2	1												1.3
750.157N2	Financial Transaction Device - Possess Fraudulent One	4	ATTEMPTS	1	1																.5
750.157Q	Financial Transaction Device - Illegal Sale/Use	4	ATTEMPTS	2			1	1													1.5
				1		1															1.0
750.159I1	Criminal Enterprise - Conduct	20	ATTEMPTS	8				1	1	1		3		1	1						3.8
				2		1		1													1.5

NOTE: Be sure to check for related offense codes when examining a particular type of crime. They may or may not be in sequential order or even on the same page.

B2a 2021 Commitments by Minimum Term Distribution — Non-Assaultive Offenses

Includes Additional Sentence Imposed
Page 2 of 6

B - 20

			TOTAL	.5	1	1.5	2	2.5	3	3.5	4	4.5	5	10	15	20	25	>25	LIFE	AVG
GRAND TOTALS			1,730	28	252	457	599	119	118	27	49	4	42	34		1				2.0
VIOLATIONS			1,667	23	229	437	588	117	117	27	49	4	41	34		1				2.0
ATTEMPTS			63	5	23	20	11	2	1				1							1.3
Compiled Laws	Offense	Max. Penalty																		
750.159I4-A	Criminal Enterprise - Conspiracy	20 ATTEMPTS	4						2					2						5.8
750.165	Child Support - Fail to Pay	4 ATTEMPTS	9			6	2		1											1.7
750.170	Disturbing the Peace	MISD ATTEMPTS	1	1																.1
750.1744A	Embezzle - Agent or Trustee, \$1K - <\$20K	5 ATTEMPTS	4		1		2		1											2.0
750.1745A	Embezzle - Agent or Trustee, \$20K - <\$50K	10 ATTEMPTS	1			1														1.1
750.1746	Embezzle - \$50K - <\$100K	15 ATTEMPTS	3				1		1				1							3.2
750.1747	Embezzlement - \$100K+	15 ATTEMPTS	5			1	1				2	1								3.1
750.174A4A	Embezzlement - From Vulnerable Adult, \$1K - <\$20K	5 ATTEMPTS	1			1														1.4
750.174A7A	Embezzlement - From Vulnerable Adult, \$100K+	20 ATTEMPTS	1										1							5.0
750.175	Embezzle - Public Official, Over \$50	10 ATTEMPTS	1			1														1.3
750.1952	Escape - From Felony Jail Sentence	4 ATTEMPTS	1								1									4.0
750.199A	Bond - Abscond or Forfeit	4 ATTEMPTS	8	1	2	4		1												1.3
750.200L	Harmful Substance/Device - Person Falsely Exposed	5 ATTEMPTS	2				1				1									2.8
750.2184A	False Pretenses - \$1K - <\$20K	5 ATTEMPTS	6			2	2	1			1									2.1
750.2185A	False Pretenses - \$20K or More	10 ATTEMPTS	1						1											3.0
750.2185B	False Pretenses - \$1K - <\$20K -3rd+ Offense	10 ATTEMPTS	1				1													2.0
750.2186A	False Pretenses - \$5K - <\$100K	15 ATTEMPTS	1			1														1.4
750.2241-A	Weapons - Dangerous Weapon - Misc.	5 ATTEMPTS	7		2	4				1										1.5

NOTE: Be sure to check for related offense codes when examining a particular type of crime. They may or may not be in sequential order or even on the same page.

B2a 2021 Commitments by Minimum Term Distribution — Non-Assaultive Offenses

Includes Additional Sentence Imposed
Page 3 of 6

B - 21

			TOTAL	.5	1	1.5	2	2.5	3	3.5	4	4.5	5	10	15	20	25	>25	LIFE	AVG
GRAND TOTALS			1,730	28	252	457	599	119	118	27	49	4	42	34		1				2.0
VIOLATIONS			1,667	23	229	437	588	117	117	27	49	4	41	34		1				2.0
ATTEMPTS			63	5	23	20	11	2	1				1							1.3
Compiled Laws	Offense	Max. Penalty																		
750.224A	Weapons - Taser, Possession or Sale Taser	4 ATTEMPTS	1			1														1.4
750.224B	Weapons - Firearms, Short-Barrel Shotgun/Rifle	5 ATTEMPTS	1					1												2.3
750.224F	Weapons - Firearms, Possession by Felon	5 ATTEMPTS	106	1	17	31	24	13	9	3	4			4						2.1
750.224F6	Weapons - Ammunition - Possession by Felon	5 ATTEMPTS	30 1		6	7	8	2 1	4	1	2									1.9 2.5
750.226	Weapons - Dangerous Weapon, Carry w/ Unlawful Intent	5 ATTEMPTS	1			1														1.5
750.227	Weapons - Carry Concealed	5 ATTEMPTS	111 2	2 1	35	32 1	27	9	4					2						1.6 .7
750.227B-A	Weapons - Felony Firearm	2 ATTEMPTS	188				188													2.0
750.227B-A1	Weapons - Felony Firearm - Pneumatic Gun	2 ATTEMPTS	2				2													2.0
750.227B-B	Weapons - Felony Firearm - 2nd Offense	5 ATTEMPTS	14										14							5.0
750.227B-C	Weapons - Felony Firearm - 3rd Offense	10 ATTEMPTS	3											3						10.0
750.248	Forgery	14 ATTEMPTS	2 1				1 1	1												2.0 1.8
750.249	Utter & Publish	14 ATTEMPTS	16 1		3	3 1	4	3	2		1									2.0 1.1
750.254	Utter & Publish - Possess Counterfeit Bank/State/Bills	5 ATTEMPTS	1						1											3.0
750.280	Fraud - Common Law	10 ATTEMPTS	1				1													2.0
750.3562A	Larceny - \$20K or More	10 ATTEMPTS	8			2	3	1	1	1										2.1
750.3563A	Larceny - \$1K - <\$20K	5 ATTEMPTS	11		1	4	2	3	1											1.8
750.356A1	Larceny - From Motor Vehicle	5 ATTEMPTS	6 1	1		2	3 1													1.5 1.8
750.356A2C2	B & E - Vehicle/Semi-Trailer/ House Trailer; \$200-<\$1K - 2nd+Ofns	5 ATTEMPTS	1			1														1.4

NOTE: Be sure to check for related offense codes when examining a particular type of crime. They may or may not be in sequential order or even on the same page.

B2a 2021 Commitments by Minimum Term Distribution — Non-Assaultive Offenses

Includes Additional Sentence Imposed
Page 4 of 6

B - 22

			TOTAL	.5	1	1.5	2	2.5	3	3.5	4	4.5	5	10	15	20	25	>25	LIFE	AVG
GRAND TOTALS			1,730	28	252	457	599	119	118	27	49	4	42	34		1				2.0
VIOLATIONS			1,667	23	229	437	588	117	117	27	49	4	41	34		1				2.0
ATTEMPTS			63	5	23	20	11	2	1				1							1.3
Compiled Laws	Offense	Max. Penalty																		
750.356A3	B & E - Vehicle Semi-Trailer/ House Trailer, w/ Damage	5 ATTEMPTS	4			2	1		1											1.9
750.356C	Retail Fraud - 1st Degree	5 ATTEMPTS	109	2	25	40	30	5	5	1	1									1.6
750.357	Larceny from Person	10 ATTEMPTS	13		2		3	5	2					1						2.8
			4		2	1	1													1.4
750.357B	Weapons - Firearms - Larceny	5 ATTEMPTS	6		1	1	2		1	1										2.1
750.360	Larceny in Building	4 ATTEMPTS	33	1	7	10	11	3	1											1.5
			1		1															.8
750.3623A	Larceny by Conversion, \$1K - <\$20K	5 ATTEMPTS	3		2						1									1.9
750.362A3A	Fail to Return Rented Property, \$1K - <\$20K	5 ATTEMPTS	2		2															1.0
750.362A4A	Failure to Return Rented Property -1 Year Misd.	MISD ATTEMPTS	1			1														1.5
750.377A1B1	Malicious Destruction Pers. Prop., \$1K - <\$20K	5 ATTEMPTS	9		1	5			2	1										1.9
			1				1													1.8
750.3802A	Malicious Destruction of Bldg., \$20K or More	10 ATTEMPTS	2				2													2.0
750.3803A	Malicious Destruction of Bldg., \$1K - <\$20K	5 ATTEMPTS	1		1															1.0
750.411A1B	False Report of Felony	4 ATTEMPTS	9		2	3	2		2											1.7
750.413	Motor Vehicle - Unlawful Drive Away	5 ATTEMPTS	58		5	22	11	6	6	2	6									2.1
			1				1													2.0
750.414	Motor Vehicle - Unlawful Use	2 ATTEMPTS	7		1	4		2												1.6
750.422-B	Perjury - Court Proceeding	15 ATTEMPTS	1				1													1.9
750.457	Prostitution - Accept Earnings	20 ATTEMPTS	1						1											3.0
750.4792D2	Lying to Peace Officer - Violent Crime Investigation	4 ATTEMPTS	1			1														1.3
750.483A6B	Tamper w/ Evidence - Criminal Case Max >10 yr Term	10 ATTEMPTS	4							1	1		1	1						5.1

NOTE: Be sure to check for related offense codes when examining a particular type of crime. They may or may not be in sequential order or even on the same page.

B2a 2021 Commitments by Minimum Term Distribution — Non-Assaultive Offenses

Includes Additional Sentence Imposed
Page 5 of 6

B - 23

			TOTAL	.5	1	1.5	2	2.5	3	3.5	4	4.5	5	10	15	20	25	>25	LIFE	AVG
GRAND TOTALS			1,730	28	252	457	599	119	118	27	49	4	42	34		1				2.0
VIOLATIONS			1,667	23	229	437	588	117	117	27	49	4	41	34		1				2.0
ATTEMPTS			63	5	23	20	11	2	1				1							1.3
Compiled Laws	Offense	Max. Penalty																		
750.505-B	Accessory After the Fact to Felony	5 ATTEMPTS	8			1	5	1	1											2.0
750.50B	Animals - Kill/Torture	4 ATTEMPTS	2				1	1												4.4
750.50B4	Animals - Kill/Torture - Second Degree	7 ATTEMPTS	2				1		1											2.3
750.520N	CSC - Tamper w/ Electronic Monitoring Device	2 ATTEMPTS	1				1													2.0
750.5352A	Stolen Prop. - Receive & Conceal, \$20K or More	10 ATTEMPTS	5		1		4													1.6
750.5353A	Stolen Prop. - Receive & Conceal, \$1K - <\$20K	5 ATTEMPTS	24 1		5 1	5	9	2	2	1										1.8 1.0
750.5353B	Stolen Prop. - Receive & Conceal, \$200 - <\$1K - 2nd+ Offense	5 ATTEMPTS	1								1									4.0
750.5357	Stolen Prop. - Receive & Conceal, Motor Vehicle	5 ATTEMPTS	30		1	15	7	1	3	1	2									1.9
750.5358	Stolen Prop. - Receive & Conceal, Motor Vehicle - 2nd Offense	10 ATTEMPTS	3		1		1						1							2.7
750.535A2	Motor Vehicles - Operate Chop Shop	10 ATTEMPTS	1		1															1.0
750.535B	Weapons - Firearms, Receive & Conceal	10 ATTEMPTS	11		1	4	4	1			1									1.9
750.5405A	Interfere w/ Electronic Communications	2 ATTEMPTS	3			2	1													1.3
750.543M	Terrorism - False Report or Threat	20 ATTEMPTS	2 1						1					1						6.5 2.0
752.1084	Organized Retail Crime	5 ATTEMPTS	8		1	2	4		1											1.9
752.7973C	Computers - Use to Commit Crime Max 2 yrs - <4 yrs	4 ATTEMPTS	1			1														1.5
752.7973D	Computers - Use to Commit Crime Max 4 yrs - <10 yrs	7 ATTEMPTS	6				2		1		1		1	1						3.8
752.7973E	Computers - Use to Commit Crime Max 10 yrs - <20 yrs	10 ATTEMPTS	2					1						1						4.6
752.7973F	Computers - Use to Commit Crime Max 20 yrs or More	20 ATTEMPTS	2				1									1				10.8

NOTE: Be sure to check for related offense codes when examining a particular type of crime. They may or may not be in sequential order or even on the same page.

B2a 2021 Commitments by Minimum Term Distribution — Non-Assaultive Offenses

Includes Additional Sentence Imposed

Page 6 of 6

B - 24

			TOTAL	.5	1	1.5	2	2.5	3	3.5	4	4.5	5	10	15	20	25	>25	LIFE	AVG
GRAND TOTALS			1,730	28	252	457	599	119	118	27	49	4	42	34		1				2.0
VIOLATIONS			1,667	23	229	437	588	117	117	27	49	4	41	34		1				2.0
ATTEMPTS			63	5	23	20	11	2	1				1							1.3
Compiled Laws	Offense	Max. Penalty																		
767A.91B	Prosecutor's Investigative Subpoena Perjury	LIFE ATTEMPTS	2				1						1							3.5
771.3F	Tampering with Electronic Monitoring Device	2 ATTEMPTS	21	1	3	11	4	1		1										1.5
800.2811	Prisons - Furnish Contraband to Prisoner in Prison	5 ATTEMPTS	2	1	1															.7
800.2813	Prisons - Bring Contraband Into Prison	5 ATTEMPTS	1		1	1														1.0
800.2814	Prisons - Prisoner Possessing Contraband	5 ATTEMPTS	2		1	1														1.3
800.2834	Prisons - Prisoner Possessing Weapon	5 ATTEMPTS	1		1															.7
800.283A	Prisons - Prisoner Possessing Cellphone to Prisoner	5 ATTEMPTS	40	3	9	21	7													1.2
801.2621A	Jails - Bring Weapon Into	5 ATTEMPTS	6	1	1	3	1													1.0
801.2622	Jails - Prisoner Possess Weapon	5 ATTEMPTS	91	2	18	38	21	9	2	1										1.4
801.2632	Jails - Prisoner Possessing Contraband	5 ATTEMPTS	19	3	10	6														.9
			1		1															.8
			1				1													2.0
			2			2														1.2
			3				3													1.8

NOTES: Be sure to check for related offense codes when examining a particular type of crime. They may or may not be in sequential order or even on the same page.
Largest minimum term is reported.
When minimum terms exceed maximum penalties, that may be due to anomalies in criminal justice practices, habitualized offenses, database errors, etc.
Each minimum term category is rounded up from the preceding category (for example, the ten-year category includes all minimums longer than five years up to exactly ten years).
Minimum term averages are based on raw data (with life sentences excluded from the calculations).

Source: Offender Management Network Information (OMNI)

B2b 2021 Commitments by Minimum Term Distribution — Drug Offenses

Includes Additional Sentence Imposed

Page 1 of 2

B - 25

GRAND TOTALS		
VIOLATIONS		
ATTEMPTS		
Compiled Laws	Offense	Max. Penalty
333.17766C1D	Contr. Sub. - Ephedrine/Pse Purchas/Possess to Make Meth	5 ATTEMPTS
333.74012A1	Contr. Sub. - Del/Mfg 1,000+ Grams (Narc. or Cocaine)	LIFE ATTEMPTS
333.74012A3	Contr. Sub. - Del/Mfg 50 - 449 Grams (Narc. or Cocaine)	20 ATTEMPTS
333.74012A4	Contr. Sub. - Del/Mfg Under 50 Grams (Narc. or Cocaine)	20 ATTEMPTS
333.74012B-A	Contr. Sub. - Del/Mfg (Sched. 1-3), Except Marijuana	7 ATTEMPTS
333.74012B-B	Contr. Sub. - Del/Mfg (Subs added Sched. 1-3 by Rule)	7 ATTEMPTS
333.74012B1	Contr. Sub. - Del/Mfg Meth/ Ecstasy	20 ATTEMPTS
333.74012D	Contr. Sub. - Del/Mfg (Sched. 5)	2 ATTEMPTS
333.74012D3	Contr. Sub. - Del/Mfg Marijuana	4 ATTEMPTS
333.7401C2C	Contr. Sub. - Operate/Maintain Lab Involving Hazardous Waste	20 ATTEMPTS
333.7401C2D-A	Contr. Sub. - Operate/ Maintain Meth Lab Near Specified Places	20 ATTEMPTS
333.7401C2F	Contr. Sub. - Operate/Maintain Lab Involving Meth	20 ATTEMPTS
333.74022A-A	Contr. Sub. - Create/Del./Intent Counterfeit (Methamphetamine)	10 ATTEMPTS
333.74022C	Contr. Sub. - Create/Del./ Counterfeit Sub. (Sched. 4)	4 ATTEMPTS
333.74022E	Contr. Sub. - Create/Deliver Analogue	15 ATTEMPTS
333.74032A2	Contr. Sub. - Possess 450 - 999 Grams (Narcotic)	30 ATTEMPTS
333.74032A3	Contr. Sub. - Possess 50 - 449 Grams (Narcotic)	20 ATTEMPTS
333.74032A4	Contr. Sub. - Possess 25 - 49 Grams (Narcotic)	4 ATTEMPTS
333.74032A5	Contr. Sub. - Possess <25 Grams (Narcotic)	4 ATTEMPTS
333.74032B-A	Contr. Sub. - Possess Analogues/Sched. 1-4	2 ATTEMPTS

TOTAL	.5	1	1.5	2	2.5	3	3.5	4	4.5	5	10	15	20	25	>25	LIFE	AVG
930	8	43	217	199	63	114	37	45	28	43	116	16	1				3.1
918	8	41	211	195	63	114	37	45	28	43	116	16	1				3.1
12		2	6	4													1.4
4			4														1.4
1											1						6.0
22		1		4		5		3	2	3	4						3.8
141	3	12	29	33	7	19	6	11	1	4	14	2					2.8
3		2		1													1.2
16			7	5	2			2									3.9
1				1													2.0
299		2	14	37	15	56	15	18	24	23	83	11	1				13.8
1		1		1													2.0
1			1	1		1											1.0
3			1	1		1											2.0
1						1											3.0
2						1	1										3.3
8			1	1				1			5						5.5
1					1												2.5
1			1														1.5
16			1	3		5	3			4							3.3
2				1								1					6.1
1												1					12.0
1				1													2.0
56		5	30	15	4	2											1.6
10	2	1	4	3													1.2

NOTE: Be sure to check for related offense codes when examining a particular type of crime. They may or may not be in sequential order or even on the same page.

B2b 2021 Commitments by Minimum Term Distribution — Drug Offenses

Includes Additional Sentence Imposed

Page 2 of 2

Compiled Laws	Offense	Max. Penalty
	GRAND TOTALS	
	VIOLATIONS	
	ATTEMPTS	
333.74032B1	Contr. Sub. - Possess Methamphetamine	10 ATTEMPTS
333.74032C-A	Contr. Sub. - Possess Sched. 5	1 ATTEMPTS
333.74042A	Contr. Sub. - Use (Narcotic/ Cocaine/Meth/Ecstasy)	1 ATTEMPTS
333.7405D	Contr. Sub. - Maintain Drug House	2 ATTEMPTS
333.74101-D1	Controlled Substance - Delivery Marijuana to Minor	8 ATTEMPTS
333.74104-F	Contr. Sub. - Possession on School/Library Prop. (Meth.)	20 ATTEMPTS

TOTAL	.5	1	1.5	2	2.5	3	3.5	4	4.5	5	10	15	20	25	>25	LIFE	AVG
930	8	43	217	199	63	114	37	45	28	43	116	16	1				3.1
918	8	41	211	195	63	114	37	45	28	43	116	16	1				3.1
12		2	6	4													1.4
325	2	19	117	90	34	23	12	10	1	8	8	1					2.1
8			6	2													1.4
1						1											3.0
1	1																.2
2			1								1						4.1
1			1														1.1
1										1							5.0

NOTES: Be sure to check for related offense codes when examining a particular type of crime. They may or may not be in sequential order or even on the same page.

Largest minimum term is reported.

When minimum terms exceed maximum penalties, that may be due to anomalies in criminal justice practices, habitualized offenses, database errors, etc.

Each minimum term category is rounded up from the preceding category (for example, the ten-year category includes all minimums longer than five years up to exactly ten years).

Minimum term averages are based on raw data (with life sentences excluded from the calculations).

Source: Offender Management Network Information (OMNI)

B2c 2021 Commitments by Minimum Term Distribution — Assaultive Offenses

Includes Additional Sentence Imposed

Page 1 of 8

B - 27

				TOTAL	.5	1	1.5	2	2.5	3	3.5	4	4.5	5	10	15	20	25	>25	LIFE	AVG
GRAND TOTALS				2,460	8	135	392	406	153	209	78	124	44	146	372	149	72	82	63	27	6.0
VIOLATIONS				2,358	7	120	358	374	147	204	73	122	43	145	372	149	72	82	63	27	6.2
ATTEMPTS				102	1	15	34	32	6	5	5	2	1	1							1.8
Compiled Laws	Offense		Max. Penalty																		
257.602A2	Police Officer - Flee - 4th Degree (Vehicle Code)	2	ATTEMPTS	25		6	10	8	1												1.5
257.602A3	Police Officer - Flee - 3rd Degree (Vehicle Code)	5	ATTEMPTS	1					1												2.5
257.602A3-A	Police Officer - Fleeing - 3rd Degree - Vehicle Code	5	ATTEMPTS	101	1	17	24	32	9	9	2	2	1	1	3						2.0
257.602A4	Police Officer - Flee - Causing Serious Bodily Injury (Vehicle Code)	10	ATTEMPTS	26		1	4	5	3	5		3	1	1	3						3.3
257.617	Fail to Stop at Accident - Serious Impairment/Death	5	ATTEMPTS	14			3	7	1	1	2										2.1
257.6173	Fail to Stop at Accident - At Fault Death Result	15	ATTEMPTS	7				1		2		1			3						5.3
257.6254	Operating Vehicle Intoxicated, Causing Death	15	ATTEMPTS	31			3	1	5	6	2	2	5	3	2	1	1				4.2
257.6255-A	Operating Vehicle Intoxicated, Causing Serious Injury	5	ATTEMPTS	22		1	9	5	1	2	1	1		1	1						2.2
257.6255B	Operating with a High BAC Causing Serious Injury with a Prior Conviction	10	ATTEMPTS	1		1		1													1.0
257.6263	Driving - Reckless - Causing Serious Impairment of Body Function	5	ATTEMPTS	4				1			2			1							2.0
257.6264	Driving - Reckless - Causing Death	15	ATTEMPTS	13				1		1	1	3		2	4	1					3.3
257.9044	Operate - License Susp./Rev./Denied, Causing Death	15	ATTEMPTS	6				1	1	1				1	2						5.9
257.9045	Operate - License Susp./Rev./Denied, Causing Serious Injury	5	ATTEMPTS	6				1	1	1	1		1	1							4.8
324.801764	Marine Safety, Operating Under Influence, Death	15	ATTEMPTS	1											1						3.3
436.17012	Alcohol - Sell/Furnish to Minor, Causing Death	10	ATTEMPTS	1			1														5.5
722.675	Distribute Obscene Matter to Children	2	ATTEMPTS	2			1			1											1.1
750.110A2	Home Invasion - 1st Degree	20	ATTEMPTS	88		2	4	8	4	8	4	9	6	5	28	7	2		1		2.1
750.1227B	Witness - Bribe/Intimidate/Interfere	10	ATTEMPTS	5				1		1		2	1								6.1
				3							1				2						3.4
																					5.6

NOTE: Be sure to check for related offense codes when examining a particular type of crime. They may or may not be in sequential order or even on the same page.

B2c 2021 Commitments by Minimum Term Distribution — Assaultive Offenses

Includes Additional Sentence Imposed

Page 2 of 8

B - 28

			TOTAL	.5	1	1.5	2	2.5	3	3.5	4	4.5	5	10	15	20	25	>25	LIFE	AVG
GRAND TOTALS			2,460	8	135	392	406	153	209	78	124	44	146	372	149	72	82	63	27	6.0
VIOLATIONS			2,358	7	120	358	374	147	204	73	122	43	145	372	149	72	82	63	27	6.2
ATTEMPTS			102	1	15	34	32	6	5	5	2	1	1							1.8
Compiled Laws	Offense	Max. Penalty																		
750.1227C	Witness - Intimidate/ Threaten to Kill or Injure	15 ATTEMPTS	2											1	1					10.9
750.136B2	Child Abuse - 1st Degree	15 ATTEMPTS	12							1				1	7	1	1	1		16.0
750.136B3	Child Abuse - 2nd Degree	4 ATTEMPTS	18			2	4		3			1	3	5						4.4
750.136B4	Child Abuse - 3rd Degree	2 ATTEMPTS	2				2													2.0
750.136D1B	Child Abuse - 2nd Degree Committed in the Presence of Another Child	10 ATTEMPTS	4		1	1		1	1											1.8
750.145A	Children - Accost for Immoral Purposes	4 ATTEMPTS	2					1			1									3.3
750.145C2	Children - Accost for Immoral Purposes	4 ATTEMPTS	5			1	2	1					1							2.6
750.145C2B	Child Sexually Abusive Activity	20 ATTEMPTS	26			3	2	1	2			2	1	10	5					6.4
750.145C2B	Child Sexually Abusive Activity Aggravated	25 ATTEMPTS	9							1				5	2		1			10.5
750.145C3	Child Sexually Abusive Activity, Promote or Distribute	7 ATTEMPTS	3				1		1				1							3.3
750.145C3B	Child Sexually Abusive Activity, Aggravated Distribute/Promote	15 ATTEMPTS	4				2			1			1							2.9
750.145C4-A	Child Sexually Abusive Material, Possess	4 ATTEMPTS	9			1	4	2	1		1									4.4
750.145C4-A1	Child Sexually Abusive Material, Aggravated Possession	10 ATTEMPTS	20				3		2	1	2		4	6	2					5.7
750.145D2B	Computer/Internet - Plan Crime w/ Other, Max 1 - <2 yrs	2 ATTEMPTS	1		1															2.0
750.145D2D	Computer/Internet - Plan Crime w/ Other, Max 4 - <10 yrs	10 ATTEMPTS	1						1											1.0
750.145N1	Vulnerable Adult Abuse - 1st Degree	15 ATTEMPTS	1			1														3.0
750.145N2	Vulnerable Adult Abuse - 2nd Degree	4 ATTEMPTS	1					1												1.5
750.157B2	Homicide - Solicitation of Murder	LIFE ATTEMPTS	2												1				1	2.4
750.157C	Minors - Induce to Commit Felony	VAR ATTEMPTS	1											1						13.0
																				8.3

NOTE: Be sure to check for related offense codes when examining a particular type of crime. They may or may not be in sequential order or even on the same page.

B2c 2021 Commitments by Minimum Term Distribution — Assaultive Offenses

Includes Additional Sentence Imposed

Page 3 of 8

B - 29

GRAND TOTALS			TOTAL	.5	1	1.5	2	2.5	3	3.5	4	4.5	5	10	15	20	25	>25	LIFE	AVG
VIOLATIONS			2,460	8	135	392	406	153	209	78	124	44	146	372	149	72	82	63	27	6.0
ATTEMPTS			2,358	7	120	358	374	147	204	73	122	43	145	372	149	72	82	63	27	6.2
Max. Penalty			102	1	15	34	32	6	5	5	2	1	1							1.8
Compiled Laws	Offense	Max. Penalty																		
750.197C	Escape - From Jail Through Violence or Assault Prison Employee	4 ATTEMPTS	68	1	6	16	17	14	6		3	1	3	1						2.2
			11	1	8	2														3.0
750.200I1A	Harmful Devices - Unlawful Possession/Use	15 ATTEMPTS	1		1															1.0
750.2042B	Explosives - Send w/ Intent Injure/ Destroy, Cause Prop. Damage	20 ATTEMPTS	1											1						10.0
750.209A	Explosives - Possess w/ Intent to Terrorize	10 ATTEMPTS	1			1														1.4
750.211A2A-A	Explosives - Mfg/Possess Molotov Cocktail	4 ATTEMPTS	1		1															1.0
750.213	Extortion	20 ATTEMPTS	2						1	1										3.2
750.234A	Weapons - Firearms, Discharge from Vehicle	4 ATTEMPTS	7				3		1	1				2						3.7
750.234A1D	Weapons - Firearms, Discharge from Vehicle Causing Death	LIFE ATTEMPTS	1														1			20.5
750.234B	Weapons - Firearms, Discharge in/at Bldg.	4 ATTEMPTS	15				3	1	4	2	1	1	2		1					7.7
750.316	Homicide	LIFE ATTEMPTS	3																3	
750.316-A	Homicide - Murder 1st Degree, Premeditated	LIFE ATTEMPTS	14															1	13	30.0
750.316-B	Homicide - Felony Murder	LIFE ATTEMPTS	6															1	5	35.0
750.316-C	Homicide - Open Murder, Statutory Short Form	LIFE ATTEMPTS	5															1	4	30.0
750.317	Homicide - Murder 2nd Degree	LIFE ATTEMPTS	96										1	8	24	16	20	27		23.1
750.317A	Deliver Controlled Substance Cause Death	LIFE ATTEMPTS	10						1			1	1	3	1		3			11.8
750.321	Homicide - Manslaughter	15 ATTEMPTS	7						1				2	3	1					7.2
750.321-A	Homicide - Manslaughter, Statutory Short Form	15 ATTEMPTS	15			1	1	1		1			2	8		1				6.7
750.321-C	Homicide - Manslaughter, Involuntary	15 ATTEMPTS	15				2	1					4	6	1		1			7.0
			3				2						1							3.0

NOTE: Be sure to check for related offense codes when examining a particular type of crime. They may or may not be in sequential order or even on the same page.

B2c 2021 Commitments by Minimum Term Distribution — Assaultive Offenses

Includes Additional Sentence Imposed

Page 4 of 8

B - 30

			TOTAL	.5	1	1.5	2	2.5	3	3.5	4	4.5	5	10	15	20	25	>25	LIFE	AVG
GRAND TOTALS			2,460	8	135	392	406	153	209	78	124	44	146	372	149	72	82	63	27	6.0
VIOLATIONS			2,358	7	120	358	374	147	204	73	122	43	145	372	149	72	82	63	27	6.2
ATTEMPTS			102	1	15	34	32	6	5	5	2	1	1							1.8
Compiled Laws	Offense	Max. Penalty																		
750.321-E	Homicide - Manslaughter w/ Motor Vehicle	15 ATTEMPTS	2											1		1				11.5
750.329	Homicide - Manslaughter, Death w/ Weapon, Aim w/o Malice	15 ATTEMPTS	6					1			2		1	2						4.6
750.335A2B	Aggravated Indecent Exposure	2 ATTEMPTS	9		2	3	2		1		1									1.8
750.335A2C	Indecent Exposure by Sexually Delinquent Person	LIFE ATTEMPTS	4	2					1						1					4.5
750.338	Gross Indecency Between Males, Commit/Procure	5 ATTEMPTS	1		1															.6
750.338B	Gross Indecency Between Male & Female, Commit/Procure	5 ATTEMPTS	3				2		1											2.3
750.349	Kidnapping	LIFE ATTEMPTS	4											1		3				16.5
750.349B	Unlawful Imprisonment	15 ATTEMPTS	13				3	1	1	1			1	3	1	2				7.0
750.350	Kidnapping - Child Enticement	LIFE ATTEMPTS	1												1					15.0
750.377B	Malicious Destruction Fire/Police Property	4 ATTEMPTS	14	1		6	4		3											1.7
750.411H2B	Stalking a Minor	5 ATTEMPTS	2					1	1											2.8
750.411i	Stalking - Aggravated	5 ATTEMPTS	37		4	12	14	4	2					1						1.9
750.411S2A	Unlawful Posting Message	2 ATTEMPTS	1						1											2.7
750.462B1	Human Trafficking - Threats of Physical Harm	10 ATTEMPTS	1								1									4.0
750.462DB4	Human Trafficking Enterprise W/ Kidnapping, CSC, or Death	LIFE ATTEMPTS	1											1						7.0
750.462EA	Human Trafficking - Minor for Commercial Sexual Activity	20 ATTEMPTS	2				1				1									2.9
750.479A2	Police Officer - Flee (Penal Code) 4th Degree	2 ATTEMPTS	4		1	2	1													1.4
750.479A3	Police Officer - Flee (Penal Code) 3rd Degree	5 ATTEMPTS	40		4	8	13	8	3	2	2									2.1

NOTE: Be sure to check for related offense codes when examining a particular type of crime. They may or may not be in sequential order or even on the same page.

B2c 2021 Commitments by Minimum Term Distribution — Assaultive Offenses

Includes Additional Sentence Imposed

Page 5 of 8

B - 31

GRAND TOTALS			TOTAL	.5	1	1.5	2	2.5	3	3.5	4	4.5	5	10	15	20	25	>25	LIFE	AVG
VIOLATIONS			2,460	8	135	392	406	153	209	78	124	44	146	372	149	72	82	63	27	6.0
ATTEMPTS			2,358	7	120	358	374	147	204	73	122	43	145	372	149	72	82	63	27	6.2
Max. Penalty			102	1	15	34	32	6	5	5	2	1	1							1.8
Compiled Laws	Offense																			
750.479A4-A	Police Officer - Flee (Penal Code) -2nd Offense	10 ATTEMPTS	4						1			1		2						5.3
750.479B1	Peace Officer - Disarming - Non-Firearm	4 ATTEMPTS	1				1													2.0
750.479B2	Peace Officer - Disarming - Firearm	10 ATTEMPTS	2				1			1										2.8
750.483A2B	Interfere w/ Crime Report Threat to Kill/Injure	10 ATTEMPTS	4				3	1												2.0
750.483A4B	Interfere w/ Police Investigation Threat to Kill/Injure	10 ATTEMPTS	1			1														1.2
750.520B	CSC - 1st Degree - Multiple Variables	LIFE ATTEMPTS	37					1						10	15	9		2		13.7
750.520B1A	CSC - 1st Degree - Person Under 13	LIFE ATTEMPTS	25					1				2	2	7	5	6	1	1		12.6
750.520B1B	CSC - 1st Degree - Relationship	LIFE ATTEMPTS	32				1		2	1			2	9	9	4	2	2		13.0
750.520B1C	CSC - 1st Degree - During Felony	LIFE ATTEMPTS	8											1	4	1	1	1		18.0
750.520B1D	CSC - 1st Degree - Accomplices	LIFE ATTEMPTS	1													1				20.0
750.520B1E	CSC - 1st Degree - Weapon Used	LIFE ATTEMPTS	2											1				1		28.8
750.520B1F	CSC - 1st Degree - Personal Injury	LIFE ATTEMPTS	16								1			4	4	3	2	2		16.3
750.520B1G	CSC - 1st Degree - Injury to Incapacitated Victim	LIFE ATTEMPTS	1			1														1.0
750.520B1H	CSC - 1st Degree - Mentally Disabled Relationship	LIFE ATTEMPTS	3								1				1	1				11.1
750.520B2B	CSC - 1st Degree - Person <13, Defendant 17+ yrs.	LIFE ATTEMPTS	49					1						2		1	35	9	1	25.0
750.520C	CSC - 2nd Degree - Multiple Variables	15 ATTEMPTS	14				1	1	1		1			9		1				6.8
750.520C1A	CSC - 2nd Degree - Person Under 13	15 ATTEMPTS	27		2	2	5		3	2	5	1	1	4	2					4.3
			1				1													1.8
750.520C1B	CSC - 2nd Degree - Relationship	15 ATTEMPTS	8		1			3				1		3						4.2

NOTE: Be sure to check for related offense codes when examining a particular type of crime. They may or may not be in sequential order or even on the same page.

B2c 2021 Commitments by Minimum Term Distribution — Assaultive Offenses

Includes Additional Sentence Imposed

Page 6 of 8

B - 32

			TOTAL	.5	1	1.5	2	2.5	3	3.5	4	4.5	5	10	15	20	25	>25	LIFE	AVG
GRAND TOTALS			2,460	8	135	392	406	153	209	78	124	44	146	372	149	72	82	63	27	6.0
VIOLATIONS			2,358	7	120	358	374	147	204	73	122	43	145	372	149	72	82	63	27	6.2
ATTEMPTS			102	1	15	34	32	6	5	5	2	1	1							1.8
Compiled Laws	Offense	Max. Penalty																		
750.520C1C	CSC - 2nd Degree - During Felony	15 ATTEMPTS	4									1	1	1	1					7.7
750.520C1F	CSC - 2nd Degree - Personal Injury	15 ATTEMPTS	1					1												2.4
750.520C1G	CSC - 2nd Degree - Injury to Incapacitated Victim	15 ATTEMPTS	1				1			1										3.2
750.520C2B	CSC - 2nd Degree - Person <13, Defendant 17+ yrs.	15 ATTEMPTS	56			3	1	5	10	2	2	2	5	23	1	1	1			5.8
750.520D	CSC - 3rd Degree - Multiple Variables	15 ATTEMPTS	6			3	3													1.6
750.520D1A	CSC - 3rd Degree - Person 13-15	15 ATTEMPTS	20			1		1	3		3		1	8	3					6.6
750.520D1B	CSC - 3rd Degree - Force/Coercion	15 ATTEMPTS	69			3	9	1	8	2	6	1	14	21	2	2				5.4
750.520D1C	CSC - 3rd Degree - Incapacitated Victim	15 ATTEMPTS	9			3	4			2										2.0
750.520D1D	CSC - 3rd Degree - Incest	15 ATTEMPTS	34		1	3		2	2		3	1	5	14	1	1		1		7.1
750.520E	CSC - 4th Degree - Multiple Variables	2 ATTEMPTS	1			2	1	1						2						2.0
750.520E1A	CSC - 4th Degree - Force/Coercion	2 ATTEMPTS	6																	4.0
750.520E1A-A	CSC - 4th Degree - Victim 13-16	2 ATTEMPTS	16						1	1	1		7	5	1					6.1
750.520E1B	CSC - 4th Degree - Incapacitated Victim	2 ATTEMPTS	2						2											2.7
750.520G1	CSC - Assault w/ Intent to Commit Sexual Penetration	10 ATTEMPTS	10		4	3	1		1		1									1.5
750.520G2	CSC - 2nd Degree Assault	5 ATTEMPTS	1		1															1.0
750.529	Robbery - Armed	LIFE ATTEMPTS	9			6	3													2.9
750.529-A	Robbery - Armed - Serious Injury	LIFE ATTEMPTS	1			1														1.3
750.529A	Carjacking	LIFE ATTEMPTS	22		1	3	2	1	4	2	1		3	5						3.7
			1			1														1.3
			12			4	3	3		2										2.0
			117		1	2	9	2	6	2	7	3	12	40	16	7	5	5		9.3
			2			2														1.3
			3											3						6.9
			29				2		4	2	7		5	6	2			1		6.0
			3				1		1	1										2.6

NOTE: Be sure to check for related offense codes when examining a particular type of crime. They may or may not be in sequential order or even on the same page.

B2c 2021 Commitments by Minimum Term Distribution — Assaultive Offenses

Includes Additional Sentence Imposed

Page 7 of 8

B - 33

			TOTAL	.5	1	1.5	2	2.5	3	3.5	4	4.5	5	10	15	20	25	>25	LIFE	AVG
GRAND TOTALS			2,460	8	135	392	406	153	209	78	124	44	146	372	149	72	82	63	27	6.0
VIOLATIONS			2,358	7	120	358	374	147	204	73	122	43	145	372	149	72	82	63	27	6.2
ATTEMPTS			102	1	15	34	32	6	5	5	2	1	1							1.8
Compiled Laws	Offense	Max. Penalty																		
750.530	Robbery - Unarmed	15	82		2	5	19	9	12	1	4	3	13	12	2					3.8
	ATTEMPTS		3		1	2														1.3
750.531	Bank Robbery/Safe Breaking	LIFE	1								1									4.0
	ATTEMPTS																			
750.531-A	Bank Robbery	LIFE	13		1	1	1		1	3			2	4						4.2
	ATTEMPTS																			
750.531B	Safe Breaking	LIFE	8			1	3		1				1		1	1				5.2
	ATTEMPTS		1					1												2.5
750.539J2B	Capture/Distribute Image of Unclothed Person	5	5		2			1	1		1									2.2
	ATTEMPTS																			
750.5405B	Interfere w/ Electronic Communications, Injury/Death	4	1		1															.9
	ATTEMPTS																			
750.731	Arson - Second Degree	20	3										2	1						5.4
	ATTEMPTS		1			1														1.2
750.74	Arson - Personal Property, Over \$50	4	1		1															1.0
	ATTEMPTS		1		1															.8
750.751	Fourth Degree Arson	5	2						1	1										3.1
	ATTEMPTS		1			1														1.4
750.791C1	Arson - Preparation to Burn Property, \$1K - <\$20K	5	2				1	1												2.3
	ATTEMPTS																			
750.791D1	Arson - Preparation to Burn Property, \$20K or More	10	1						1											3.0
	ATTEMPTS																			
750.791D6	Arson - Preparation to Burn a Building	10	2		1						1									2.5
	ATTEMPTS																			
750.81	Assault/Assault and Battery	MISD	1	1																.1
	ATTEMPTS																			
750.814	Domestic Violence - 3rd Offense	2	132	1	8	38	42	14	14	5	4	1	4	1						4.2
	ATTEMPTS		4			3	1													1.5
750.81A	Assault - Aggravated	1	1				1													2.0
	ATTEMPTS																			
750.81A3	Domestic Violence, Aggravated -2nd Offense	2	8		1	2	1		1	1	1			1						5.4
	ATTEMPTS																			
750.81D1	Police Officer - Assault/Resist/Obstruct	2	132		20	72	26	6	6		2									1.5
	ATTEMPTS																			
750.81D2	Police Officer - Assault/Resist/Obstruct, Causing Injury	4	20		2	3	12			2	1									1.9
	ATTEMPTS																			

NOTE: Be sure to check for related offense codes when examining a particular type of crime. They may or may not be in sequential order or even on the same page.

B2c 2021 Commitments by Minimum Term Distribution — Assaultive Offenses

Includes Additional Sentence Imposed

Page 8 of 8

B - 34

GRAND TOTALS		
VIOLATIONS		
ATTEMPTS		
Compiled Laws	Offense	Max. Penalty
750.81D3	Police Officer - Assault/ Resist/Obstruct, Serious Impairment	15 ATTEMPTS
750.82	Felonious Assault	4 ATTEMPTS
750.83	Assault w/ Intent to Murder	LIFE ATTEMPTS
750.84	Assault w/ Intent to do Great Bodily Harm Less Than Murder	10 ATTEMPTS
750.841B	Assault by Strangulation	10 ATTEMPTS
750.85	Torture	LIFE ATTEMPTS
750.86	Assault w/ Intent to Maim	10 ATTEMPTS
750.88	Assault w/ Intent to Rob While Unarmed	15 ATTEMPTS
750.89	Assault w/ Intent to Rob While Armed	LIFE ATTEMPTS
750.90DA	Pregnant Indiv. - Oper. Under Infl., Miscarriage/Stillbirth	15 ATTEMPTS
752.541	Riot	10 ATTEMPTS
752.542	Riot - Inciting	10 ATTEMPTS

TOTAL	.5	1	1.5	2	2.5	3	3.5	4	4.5	5	10	15	20	25	>25	LIFE	AVG
2,460	8	135	392	406	153	209	78	124	44	146	372	149	72	82	63	27	6.0
2,358	7	120	358	374	147	204	73	122	43	145	372	149	72	82	63	27	6.2
102	1	15	34	32	6	5	5	2	1	1							1.8
2											1		1				12.3
140		18	58	35	8	11	1	5	1		3						1.8
7			4	1	2												1.7
51				1	1			4	1	1	18	14	5	1	5		13.1
193		5	26	31	14	26	13	22	3	17	28	3		5			8.3
28		2	9	11	3	3											1.9
2						1								1			14.0
1				1													2.0
2														1	1		29.0
1					1												2.5
2			1	1													1.6
10						3	1			2	1	3					7.3
1								1									4.0
1				1													1.9
1					1												2.4

NOTES: Be sure to check for related offense codes when examining a particular type of crime. They may or may not be in sequential order or even on the same page.

Largest minimum term is reported.

When minimum terms exceed maximum penalties, that may be due to anomalies in criminal justice practices, habitualized offenses, database errors, etc.

Each minimum term category is rounded up from the preceding category (for example, the ten-year category includes all minimums longer than five years up to exactly ten years).

Minimum term averages are based on raw data (with life sentences excluded from the calculations).

Source: Offender Management Network Information (OMNI)

B3 2021 Commitments by Minimum Term Distribution for Women — All Offenses

Includes Additional Sentence Imposed
Page 1 of 6

B - 35

			TOTAL	.5	1	1.5	2	2.5	3	3.5	4	4.5	5	10	15	20	25	>25	LIFE	AVG
GRAND TOTALS			391	2	36	117	83	22	38	6	15	11	15	26	10	3	3	2	2	3.1
VIOLATIONS			380	2	32	113	81	21	38	6	15	11	15	26	10	3	3	2	2	3.2
ATTEMPTS			11		4	4	2	1												1.4
Compiled Laws	Offense	Max. Penalty																		
257.602A2	Police Officer - Flee - 4th Degree (Vehicle Code)	2 ATTEMPTS	1			1														1.2
257.602A3-A	Police Officer - Fleeing - 3rd Degree -Vehicle Code	5 ATTEMPTS	4			1	2				1									2.3
257.602A4	Police Officer - Flee - Causing Serious Bodily Injury (Vehicle Code)	10 ATTEMPTS	1			1														1.3
257.6254	Operating Vehicle Intoxicated, Causing Death	15 ATTEMPTS	13			3	1	3	3			2			1					3.3
257.6255-A	Operating Vehicle Intoxicated, Causing Serious Injury	5 ATTEMPTS	3			2			1											1.9
257.6256D	Operating Vehicle Intoxicated, Contr. Sub. - 3rd Offense	5 ATTEMPTS	1		1															1.0
257.6264	Driving - Reckless - Causing Death	15 ATTEMPTS	26		6	10	7	2	1											1.6
257.9044	Operate - License Susp./Rev./ Denied, Causing Death	15 ATTEMPTS	2				1			1										2.8
257.9045	Operate - License Susp./Rev./ Denied, Causing Serious Injury	5 ATTEMPTS	3				1	1					1							3.2
333.74012A3	Contr. Sub. - Del/Mfg 50 - 449 Grams (Narc. or Cocaine)	20 ATTEMPTS	1										1							5.0
333.74012A4	Contr. Sub. - Del/Mfg Under 50 Grams (Narc. or Cocaine)	20 ATTEMPTS	2				1							1						4.5
333.74012B-A	Contr. Sub. - Del/Mfg (Sched. 1-3), Except Marijuana	7 ATTEMPTS	15			3	4	2	2	1	1	1		1						2.7
333.74012B1	Contr. Sub. - Del/Mfg Meth/ Ecstasy	20 ATTEMPTS	2			2														1.3
333.74012D	Contr. Sub. - Del/Mfg (Sched. 5)	2 ATTEMPTS	52		1	5	14	4	9	2	1	3	4	8	1					3.5
333.7401C2C	Contr. Sub. - Operate/Maintain Lab Involving Hazardous Waste	20 ATTEMPTS	1		1															1.0
333.7401C2D-A	Contr. Sub. - Operate/Maintain Meth Lab Near Specified Places	20 ATTEMPTS	1						1											3.0
333.7401C2F	Contr. Sub. - Operate/Maintain Lab Involving Meth	20 ATTEMPTS	1							1										3.5
333.74022A-A	Contr. Sub. - Create/Del./Intent Counterfeit (Methamphetamine)	10 ATTEMPTS	1			1		1												1.3
																				2.5

NOTE: Be sure to check for related offense codes when examining a particular type of crime. They may or may not be in sequential order or even on the same page.

B3 2021 Commitments by Minimum Term Distribution for Women — All Offenses

Includes Additional Sentence Imposed
Page 2 of 6

B - 36

			TOTAL	.5	1	1.5	2	2.5	3	3.5	4	4.5	5	10	15	20	25	>25	LIFE	AVG
GRAND TOTALS			391	2	36	117	83	22	38	6	15	11	15	26	10	3	3	2	2	3.1
VIOLATIONS			380	2	32	113	81	21	38	6	15	11	15	26	10	3	3	2	2	3.2
ATTEMPTS			11		4	4	2	1												1.4
Compiled Laws	Offense	Max. Penalty																		
333.74022E	Contr. Sub. - Create/Deliver Analogue	15 ATTEMPTS	1			1														1.5
333.74032A5	Contr. Sub. - Possess <25 Grams (Narcotic)	4 ATTEMPTS	11		1	8	2													1.4
333.74032B-A	Contr. Sub. - Possess Analogues/Sched. 1-4	2 ATTEMPTS	1				1													1.8
333.74032B1	Contr. Sub. - Possess Methamphetamine	10 ATTEMPTS	42	2	6	18	10	3	3											1.5
333.74032C-A	Contr. Sub. - Possess Sched. 5	1 ATTEMPTS	2			2			1											1.2
333.7405D	Contr. Sub. - Maintain Drug House	2 ATTEMPTS	1											1						3.0
750.110	Breaking & Entering - Bldg. w/ Intent	15 ATTEMPTS	4		2	1			1											7.0
750.110A2	Home Invasion - 1st Degree	20 ATTEMPTS	4								1	1	1	1						1.5
750.110A3	Home Invasion - 2nd Degree	15 ATTEMPTS	7				2	1	2		1	1								4.8
750.136B2	Child Abuse - 1st Degree	15 ATTEMPTS	1												1					3.0
750.136B3	Child Abuse - 2nd Degree	4 ATTEMPTS	6			1	1		1				2	1						15.0
750.145C2	Child Sexually Abusive Activity	20 ATTEMPTS	2						1					1						3.7
750.145C3	Child Sexually Abusive Activity, Promote or Distribute	7 ATTEMPTS	1				1													4.6
750.145C3B	Child Sexually Abusive Activity, Aggravated Distribute/Promote	15 ATTEMPTS	1				1													1.9
750.145N1	Vulnerable Adult Abuse - 1st Degree	15 ATTEMPTS	1			1														1.6
750.157N1	Financial Transaction Device - Steal/Retain w/o Consent	4 ATTEMPTS	2		1	1														1.5
750.157Q	Financial Transaction Device - Illegal Sale/Use	4 ATTEMPTS	1			1														1.1
750.159I1	Criminal Enterprise - Conduct	20 ATTEMPTS	1		1															1.1
			1																	1.0

NOTE: Be sure to check for related offense codes when examining a particular type of crime. They may or may not be in sequential order or even on the same page.

B3 2021 Commitments by Minimum Term Distribution for Women — All Offenses

Includes Additional Sentence Imposed
Page 3 of 6

B - 37

			TOTAL	.5	1	1.5	2	2.5	3	3.5	4	4.5	5	10	15	20	25	>25	LIFE	AVG
GRAND TOTALS			391	2	36	117	83	22	38	6	15	11	15	26	10	3	3	2	2	3.1
VIOLATIONS			380	2	32	113	81	21	38	6	15	11	15	26	10	3	3	2	2	3.2
ATTEMPTS			11		4	4	2	1												1.4
Compiled Laws	Offense	Max. Penalty																		
750.15914-A	Criminal Enterprise - Conspiracy	20 ATTEMPTS	1						1											3.0
750.165	Child Support - Fail to Pay	4 ATTEMPTS	1			1														1.2
750.1744A	Embezzle - Agent or Trustee, \$1K - <\$20K	5 ATTEMPTS	1						1											3.0
750.1746	Embezzle - \$50K - <\$100K	15 ATTEMPTS	1				1													1.7
750.1747	Embezzlement - \$100K+	15 ATTEMPTS	4			1	1				2									2.8
750.174A7A	Embezzlement - From Vulnerable Adult, \$100K+	20 ATTEMPTS	1										1							5.0
750.197C	Escape - From Jail Through Violence or Assault Prison Employee	4 ATTEMPTS	1			1														1.5
750.199A	Bond - Abscond or Forfeit	4 ATTEMPTS	4			2	2													1.2
750.224F	Weapons - Firearms, Possession by Felon	5 ATTEMPTS	2			1		1												1.1
750.227	Weapons - Carry Concealed	5 ATTEMPTS	2				1		1											1.9
750.227B-A	Weapons - Felony Firearm	2 ATTEMPTS	5				5													2.0
750.234A	Weapons - Firearms, Discharge from Vehicle	4 ATTEMPTS	1				1													2.0
750.249	Utter & Publish	14 ATTEMPTS	1						1											3.0
			1			1														1.1
750.316-A	Homicide - Murder 1st Degree, Premeditated	LIFE ATTEMPTS	1																1	
750.316-B	Homicide - Felony Murder	LIFE ATTEMPTS	1																1	
750.317	Homicide - Murder 2nd Degree	LIFE ATTEMPTS	11											2	3	3	1	2		17.5
750.317A	Deliver Controlled Substance Cause Death	LIFE ATTEMPTS	3						1			1					1			10.8
750.321-A	Homicide - Manslaughter, Statutory Short Form	15 ATTEMPTS	2				1						1							3.4

NOTE: Be sure to check for related offense codes when examining a particular type of crime. They may or may not be in sequential order or even on the same page.

B3 2021 Commitments by Minimum Term Distribution for Women – All Offenses

Includes Additional Sentence Imposed
Page 4 of 6

B - 38

GRAND TOTALS		
VIOLATIONS		
ATTEMPTS		
Compiled Laws	Offense	Max. Penalty
750.321-C	Homicide - Manslaughter, Involuntary	15 ATTEMPTS
750.329	Homicide - Manslaughter, Death w/ Weapon, Aim w/o Malice	15 ATTEMPTS
750.349B	Unlawful Imprisonment	15 ATTEMPTS
750.3562A	Larceny - \$20K or More	10 ATTEMPTS
750.356A1	Larceny - From Motor Vehicle	5 ATTEMPTS
750.356C	Retail Fraud - 1st Degree	5 ATTEMPTS
750.357	Larceny from Person	10 ATTEMPTS
750.360	Larceny in Building	4 ATTEMPTS
750.377A1B1	Malicious Destruction Pers. Prop., \$1K - <\$20K	5 ATTEMPTS
750.377B	Malicious Destruction Fire/Police Property	4 ATTEMPTS
750.411A1B	False Report of Felony	4 ATTEMPTS
750.411i	Stalking - Aggravated	5 ATTEMPTS
750.413	Motor Vehicle - Unlawful Drive Away	5 ATTEMPTS
750.422-B	Perjury - Court Proceeding	15 ATTEMPTS
750.479A3	Police Officer - Flee (Penal Code) 3rd Degree	5 ATTEMPTS
750.479B1	Peace Officer - Disarming - Non-Firearm	4 ATTEMPTS
750.505-B	Accessory After the Fact to Felony	5 ATTEMPTS
750.520B	CSC - 1st Degree - Multiple Variables	LIFE ATTEMPTS

TOTAL	.5	1	1.5	2	2.5	3	3.5	4	4.5	5	10	15	20	25	>25	LIFE	AVG
391	2	36	117	83	22	38	6	15	11	15	26	10	3	3	2	2	3.1
380	2	32	113	81	21	38	6	15	11	15	26	10	3	3	2	2	3.2
11		4	4	2	1												1.4
2				1							1						6.0
1								1									4.0
1										1							5.0
1			1														1.1
1			1														1.4
19		2	11	3	1	2											1.6
1					1												2.5
5		1	2	1		1											1.5
1		1															1.0
2			1	1													1.5
3				2		1											2.3
2		1	1														1.1
2			1	1													1.5
1				1													1.9
3				1	1			1									2.8
1				1													2.0
3				3													2.0
2											1	1					10.1

NOTE: Be sure to check for related offense codes when examining a particular type of crime. They may or may not be in sequential order or even on the same page.

B3 2021 Commitments by Minimum Term Distribution for Women – All Offenses

Includes Additional Sentence Imposed
Page 5 of 6

B - 39

Compiled Laws	Offense	Max. Penalty
	GRAND TOTALS	
	VIOLATIONS	
	ATTEMPTS	
750.520B1B	CSC - 1st Degree - Relationship	LIFE ATTEMPTS
750.520B1C	CSC - 1st Degree - During Felony	LIFE ATTEMPTS
750.520B2B	CSC - 1st Degree - Person <13, Defendant 17+ yrs.	LIFE ATTEMPTS
750.520C	CSC - 2nd Degree - Multiple Variables	15 ATTEMPTS
750.520D1A	CSC - 3rd Degree - Person 13-15	15 ATTEMPTS
750.520D1D	CSC - 3rd Degree - Incest	15 ATTEMPTS
750.520G1	CSC - Assault w/ Intent to Commit Sexual Penetration	10 ATTEMPTS
750.529	Robbery - Armed	LIFE ATTEMPTS
750.529A	Carjacking	LIFE ATTEMPTS
750.530	Robbery - Unarmed	15 ATTEMPTS
750.5357	Stolen Prop. - Receive & Conceal, Motor Vehicle	5 ATTEMPTS
750.535B	Weapons - Firearms, Receive & Conceal	10 ATTEMPTS
750.543M	Terrorism - False Report or Threat	20 ATTEMPTS
750.731	Arson - Second Degree	20 ATTEMPTS
750.791D6	Arson - Preparation to Burn a Building	10 ATTEMPTS
750.814	Domestic Violence - 3rd Offense	2 ATTEMPTS
750.81D1	Police Officer - Assault/Resist/Obstruct	2 ATTEMPTS
750.82	Felonious Assault	4 ATTEMPTS

TOTAL	.5	1	1.5	2	2.5	3	3.5	4	4.5	5	10	15	20	25	>25	LIFE	AVG
391	2	36	117	83	22	38	6	15	11	15	26	10	3	3	2	2	3.1
380	2	32	113	81	21	38	6	15	11	15	26	10	3	3	2	2	3.2
11		4	4	2	1												1.4
1										1							5.0
1												1					13.5
1														1			25.0
1				1													1.6
1						1											2.7
1								1									3.8
1			1														1.3
3								1			2						5.6
1										1							5.0
7								1	2		3	1					6.6
2		1	1														1.1
1			1														1.5
1			1														1.5
1											1						10.0
3			1			1					1						3.4
1		1															1.0
3		1	1	1													1.4
11		2	8			1											1.4
8		1	6	1													1.3

NOTE: Be sure to check for related offense codes when examining a particular type of crime. They may or may not be in sequential order or even on the same page.

B3 2021 Commitments by Minimum Term Distribution for Women — All Offenses

Includes Additional Sentence Imposed

Page 6 of 6

B - 40

Compiled Laws	Offense	Max. Penalty
	GRAND TOTALS	
	VIOLATIONS	
	ATTEMPTS	
750.83	Assault w/ Intent to Murder	LIFE ATTEMPTS
750.84	Assault w/ Intent to do Great Bodily Harm Less Than Murder	10 ATTEMPTS
752.7973F	Computers - Use to Commit Crime Max 20 yrs or More	20 ATTEMPTS
771.3F	Tampering with Electronic Monitoring Device	2 ATTEMPTS
800.2813	Prisons - Bring Contraband Into Prison	5 ATTEMPTS
800.2814	Prisons - Prisoner Possessing Contraband	5 ATTEMPTS
801.2632	Jails - Prisoner Possessing Contraband	5 ATTEMPTS

TOTAL	.5	1	1.5	2	2.5	3	3.5	4	4.5	5	10	15	20	25	>25	LIFE	AVG
391	2	36	117	83	22	38	6	15	11	15	26	10	3	3	2	2	3.1
380	2	32	113	81	21	38	6	15	11	15	26	10	3	3	2	2	3.2
11		4	4	2	1												1.4
3								1			1	1					7.1
10			3	2		1	1	2		1							2.7
2				1	1												2.2
1				1													1.7
5			4	1													1.5
1			1														1.5
2		1	1														1.1
1				1													2.0

NOTES: Be sure to check for related offense codes when examining a particular type of crime. They may or may not be in sequential order or even on the same page.

Largest minimum term is reported.

When minimum terms exceed maximum penalties, that may be due to anomalies in criminal justice practices, habitualized offenses, database errors, etc.

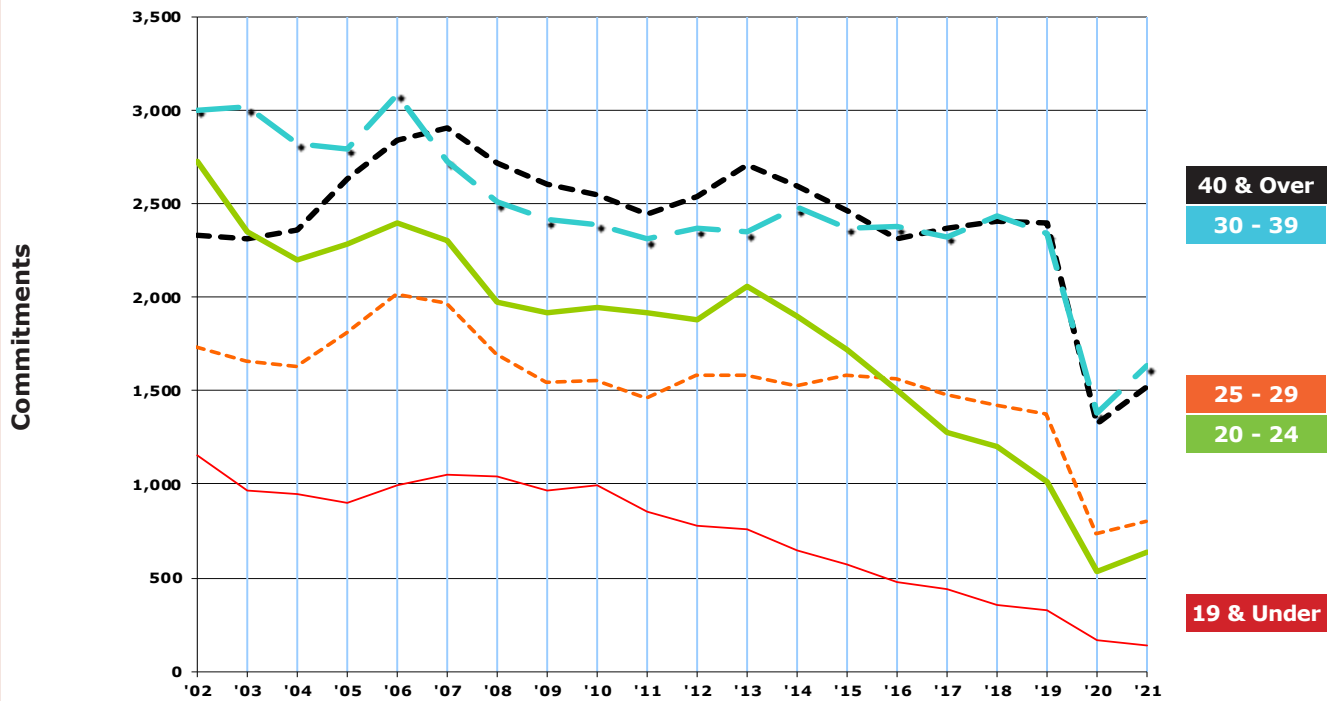
Each minimum term category is rounded up from the preceding category (for example, the ten-year category includes all minimums longer than five years up to exactly ten years).

Minimum term averages are based on raw data (with life sentences excluded from the calculations).

Source: Offender Management Network Information (OMNI)

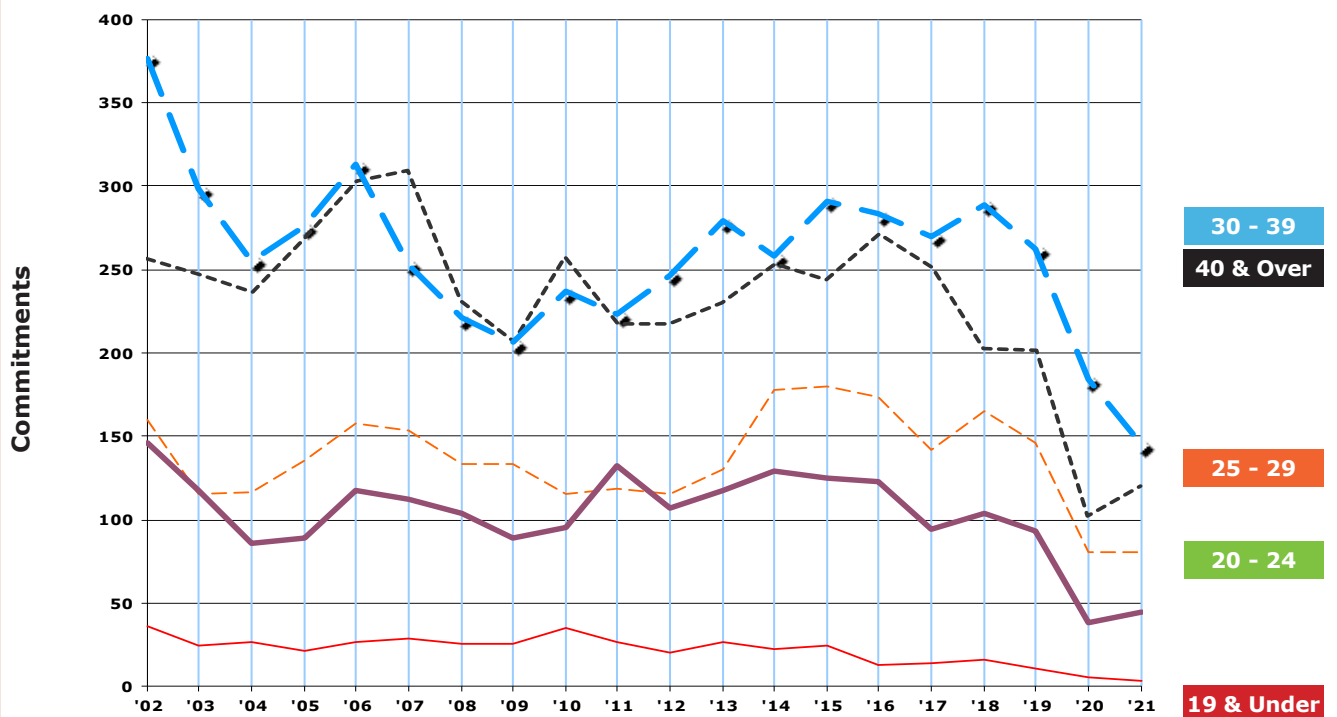
B4a Commitments by Age for Men, 2002 - 2021

Includes Additional Sentence Imposed



Commitments by Age for Women, 2002 - 2021

Includes Additional Sentence Imposed



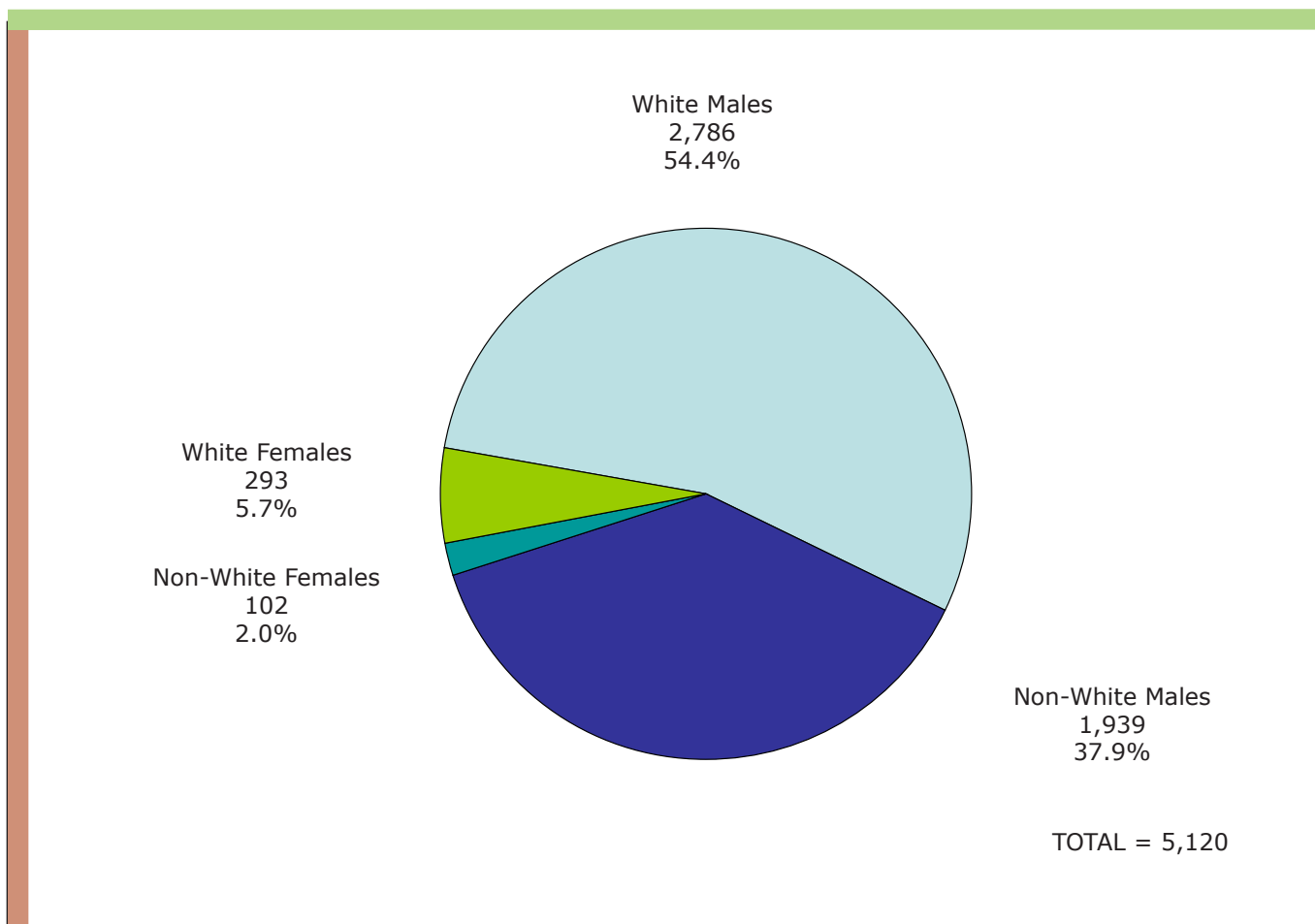
B4b 2021 Commitments by Age, Race and Gender

Includes Additional Sentence Imposed

AGE GROUP	TOTAL COMMITMENTS	MALE COMMITMENTS			FEMALE COMMITMENTS		
		Total Male	White	Non-White	Total Female	White	Non-White
19 and Under	141	137	48	89	4	1	3
20 - 24	678	633	276	357	45	30	15
25 - 29	881	800	401	399	81	51	30
30 - 39	1,775	1,630	1,063	567	145	112	33
40 and Over	1,645	1,525	998	527	120	99	21
Totals	5,120	4,725	2,786	1,939	395	293	102

B5 2021 Commitments by Race and Gender

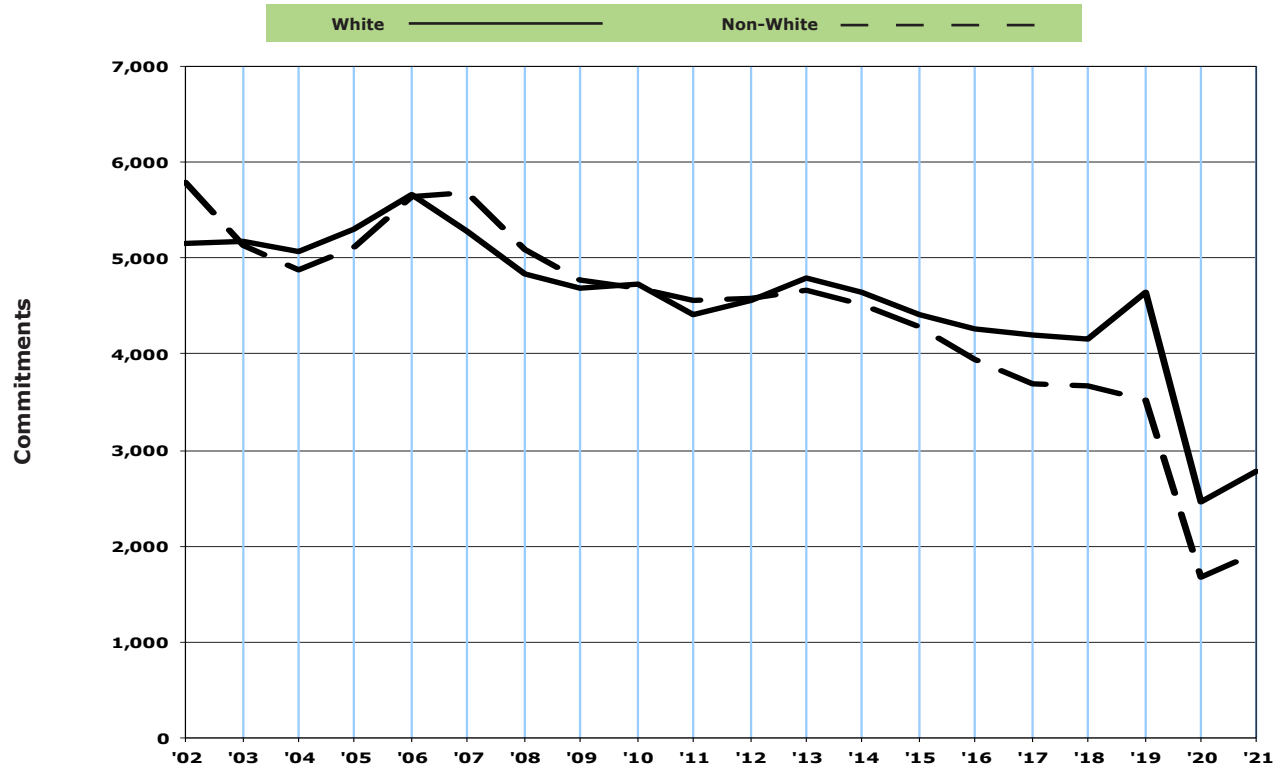
Includes Additional Sentence Imposed



Source: Offender Management Network Information (OMNI)

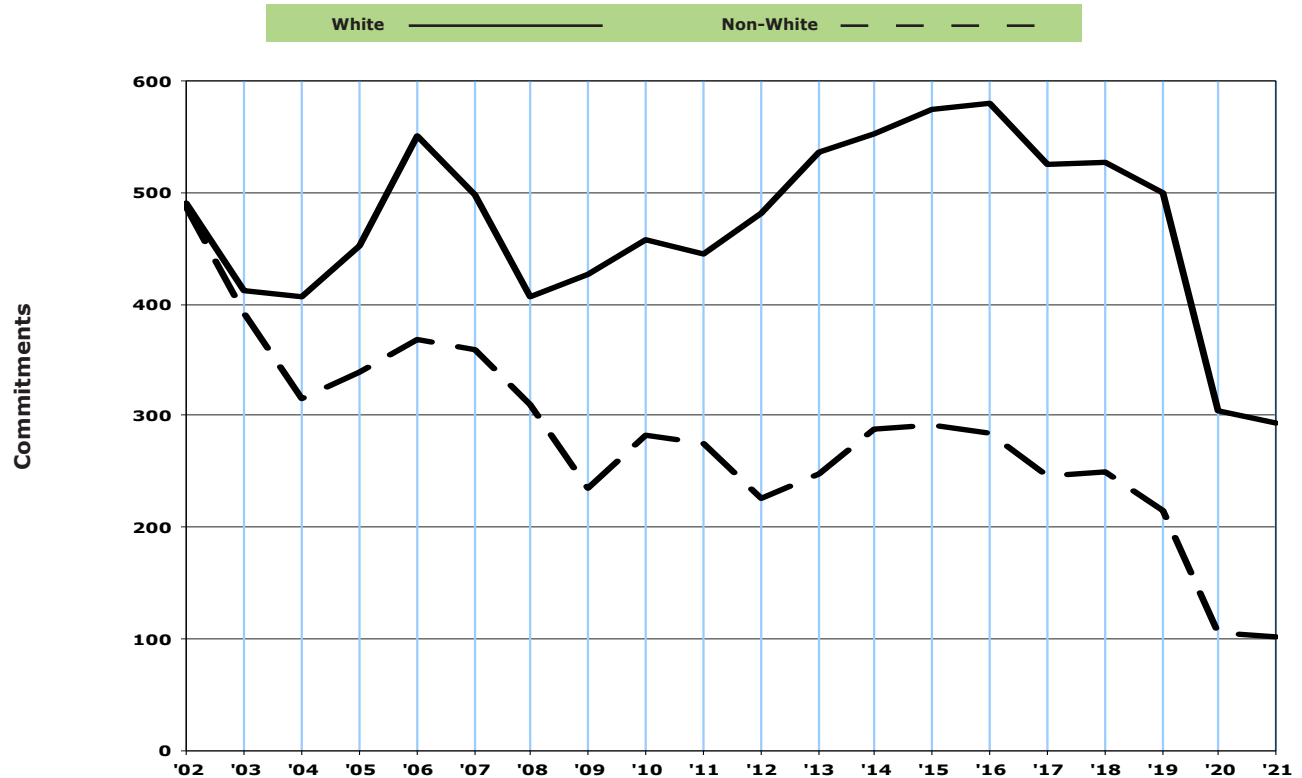
B5a Commitments by Race for Men, 2002 - 2021

Includes Additional Sentence Imposed



Commitments by Race for Women, 2002 - 2021

Includes Additional Sentence Imposed



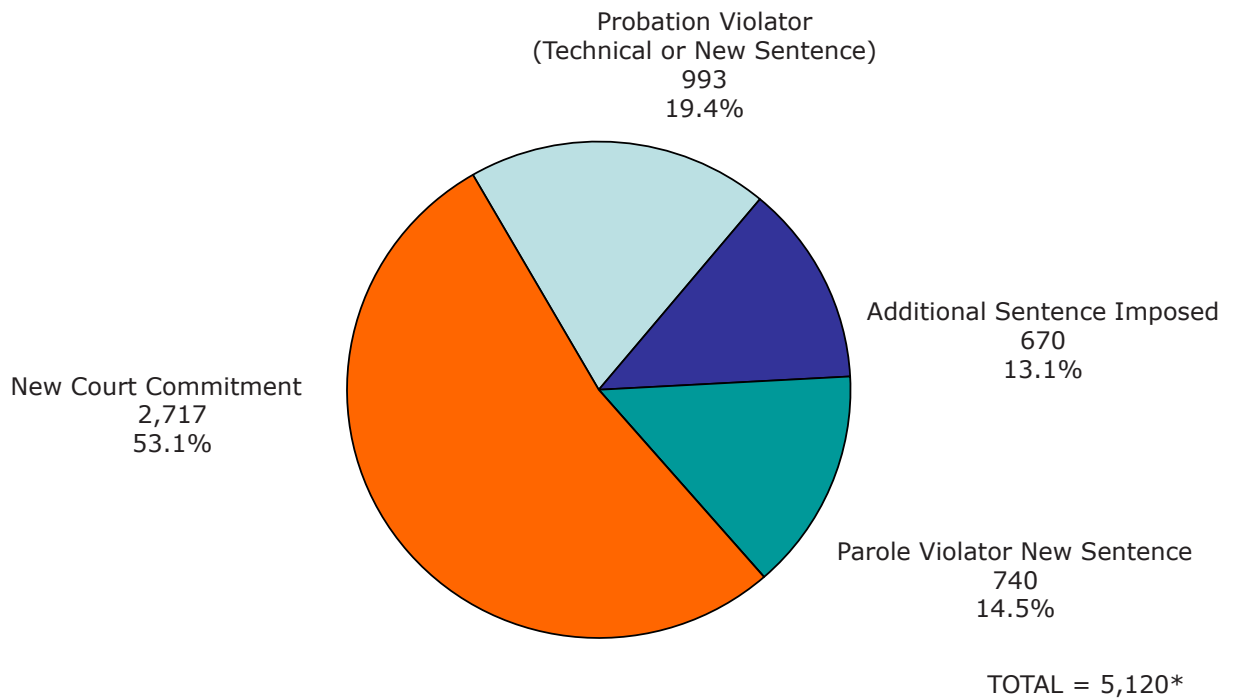
Source: Offender Management Network Information (OMNI)

B6

Commitments by Type

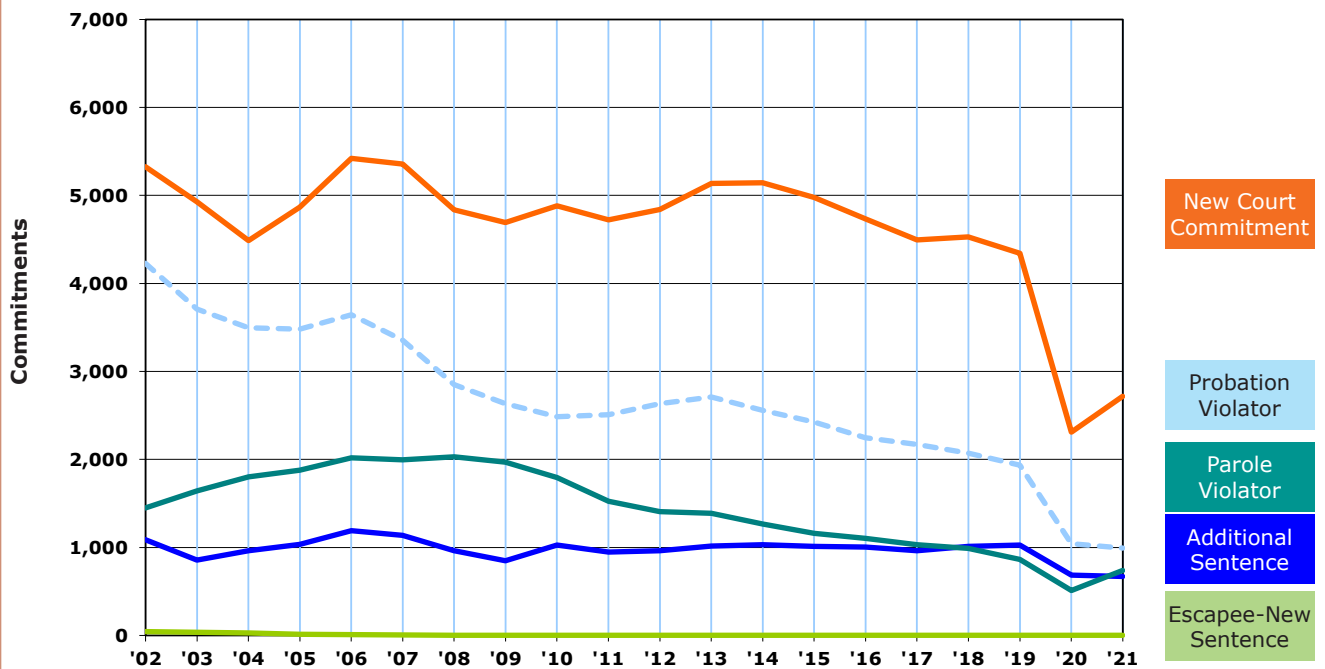
Includes Additional Sentence Imposed

2021



* There were 0 escapees returned with a new sentence during 2021

2002 - 2021



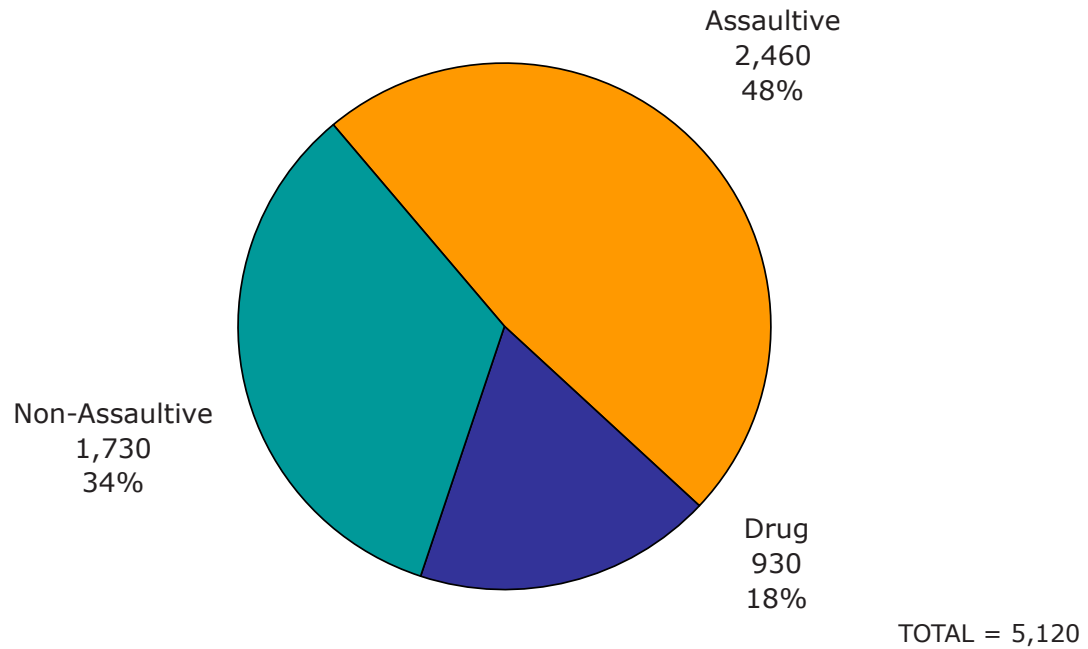
Source: Offender Management Network Information (OMNI)

B7

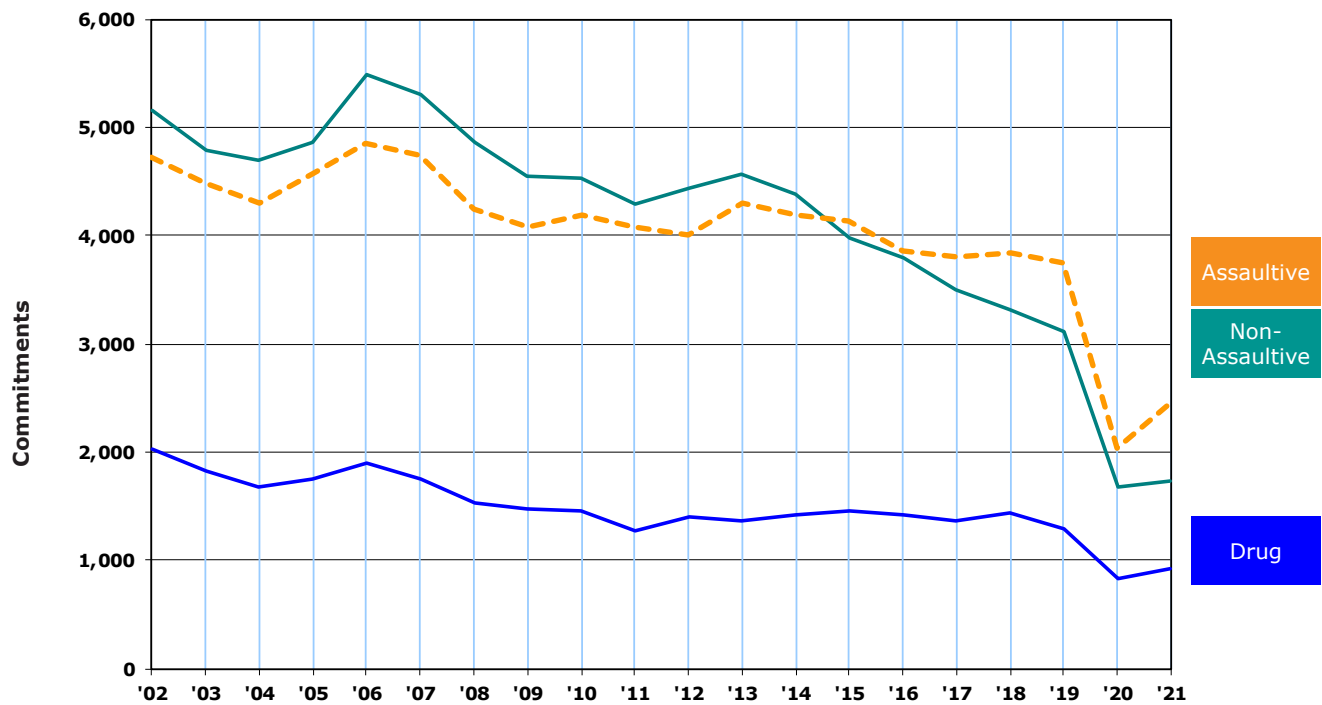
Commitments by Major Crime Types

Includes Additional Sentence Imposed

2021



2002 - 2021



Source: Offender Management Network Information (OMNI)

Prisoner Population



This section presents descriptions of Michigan's Correctional Facilities and statistics regarding the characteristics of the prisoner population.

The **Map** on page C-2 shows the location of each Michigan prison, as well as a geographic breakdown of the Correctional Facilities Administration (CFA) regions. The map is followed by a description of each facility starting on page C-3.

Chart C shows a breakdown of the net operating capacity of the institutions by security level.

Table Ca shows the end-of-year institution population from 2007 through 2021.

Table Cb and **Cc** shows total prisoner population, prison commitments and Michigan census data from 1961 through 2021.

Beginning with **Table C1**, the total prisoner population is broken down by offense and minimum sentence. The total population includes prisoners housed in institutions, the SAI Prison program and the Intensive Reentry Program. **Tables C1a** through **C1c** reflect this information according to major crime categories (i.e., non-assaultive, drug and assaultive).

Table C2 reflects this same information for female prisoners, for all offenses.

The offenses in **Tables C1** and **C2** are sorted by Michigan Compiled Law (MCL) numbers and Prosecuting Attorney's Coordinating Council (PACC) codes (the sort order used since 1999). Since this sort order keeps

sequential codes together, similar crimes that have identical maximum penalties are not consolidated. This level of detail provides much richer information, but the reader must be careful to watch for related codes when attempting to examine the prison population frequency and minimum term distribution for a particular type of crime. For example, several separate offense codes now appear for the crime of first degree criminal sexual conduct (750.520B--) because each code represents a specific characteristic of the offense.

Tables C3 through **C3b** summarize the 2021 total prisoner population broken down by age, race and location.

The movement of prisoners into and out of the institution population during 2021 is summarized in **Table C4**. To demonstrate the effect of prisoner movement on the size of the institutional population, the table reports only the movements onto and off of the institution count. In other words, the table ignores movement types that do not affect the total count (e.g., movements *between* institutions).

Table C5 shows the number of escapes from secure DOC custody from 2014 through 2021.

Michigan Department of Corrections

Correctional Facilities Map

As of December 31, 2021



Source: Correctional Facilities Administration

Michigan Department of Corrections Facilities

December 31, 2021

- **Alger Correctional Facility (LMF)**
 - **Baraga Correctional Facility (AMF)**
 - **Bellamy Creek Correctional Facility (IBC)**
 - **Brooks, Earnest C. Correctional Facility (LRF)**
 - **Carson City Correctional Facility (DRF)**
 - **Central Michigan Correctional Facility (STF)**
 - **Chippewa Correctional Facility (URF)**
 - **Cooper Street Correctional Facility (JCS)**
Includes information for the Special Alternative Incarceration Facility (SAI).
 - **Cotton, G. Robert Correctional Facility (JCF)**
 - **Detroit Detention Center (DDC)**
As of September, 2019 DDC is now managed by CFA.
 - **Egeler, Charles E. Reception And Guidance Center (RGC)**
 - **Handlon, Richard A. Correctional Facility (MTU)**
 - **Harrison, Gus Correctional Facility (ARF)**
 - **Ionia Correctional Facility (ICF)**
 - **Kinross Correctional Facility (KCF)**
 - **Lakeland Correctional Facility (LCF)**
 - **Macomb Correctional Facility (MRF)**
Includes information for the Macomb Parole Violation Unit (MPVU).
 - **Marquette Branch Prison (MBP)**
 - **Michigan Reformatory (RMI)**
 - **Muskegon Correctional Facility (MCF)**
 - **Newberry Correctional Facility (NCF)**
 - **Oaks Correctional Facility (ECF)**
 - **Parnall Correctional Facility (SMT)**
 - **Saginaw Correctional Facility (SRF)**
 - **Special Alternative Incarceration Facility (SAI)**
Information regarding this facility can be found under the Cooper Street Correctional Facility (JCS).
 - **St. Louis Correctional Facility (SLF)**
 - **Thumb Correctional Facility (TCF)**
 - **Women's Huron Valley Correctional Facility (WHV)**
Includes information for the Women's Special Alternative Incarceration.
 - **Woodland Center Correctional Facility (WCC)**
-
-

- **Detroit Reentry Center (DRC)**
Closed January 9, 2021

2021 Facility Descriptions

Alger Correctional Facility (LMF)

Warden Sarah Schroeder
A/Deputy Warden Dennis Peterson
N6141 Industrial Park Drive
Munising, MI 49862
(906) 387-5000; FAX (906) 387-5019

Opened: August 1990
*Total Capacity: 844
*Net Operating Capacity: 833
Age Limits: Males, 18 and older
Security Level: II and IV

Appropriation for FY 2021: \$32,147,800
Appropriated per diem for prisoner care and custody: \$99.52

Baraga Correctional Facility (AMF)

Warden Kris Taskila
A/Deputy Warden Nate Hoffman
13924 Wadaga Road
Baraga, MI 49908-9204
(906) 353-7070; FAX (906) 353-8759

Opened: June 1993
*Total Capacity: 868
*Net Operating Capacity: 848
Age Limits: Males, 18 and older
Security Level: I and V

Appropriation for FY 2021: \$38,293,600
Appropriated per diem for prisoner care and custody: \$123.72

Bellamy Creek Correctional Facility (IBC)

Warden Matt Macauley
Deputy Warden Mike Walczak
1727 W. Bluewater Hwy.
Ionia, MI 48846
(616) 527-2510; FAX (616) 527-7089

Opened: December 2001
*Total Capacity: 1,458
*Net Operating Capacity: 1,429
Age Limits: Males, 18 and older
Security Level: I, II and IV

Appropriation for FY 2021: \$47,064,600
Appropriated per diem for prisoner care and custody: \$69.36

Brooks, Earnest C. Correctional Facility (LRF)

A/Warden Fredeane Artis
Deputy Warden Bobbi Smith
2500 S. Sheridan Road
Muskegon Heights, MI 49444
(231) 773-9200; FAX (231) 777-2097

Opened: June 1989
*Total Capacity: 1,246
*Net Operating Capacity: 1,238
Age Limits: Males, 18 and older
Security Level: I, II and IV

Appropriation for FY 2021: \$32,092,300
Appropriated per diem for prisoner care and custody: \$71.02

Carson City Correctional Facility (DRF)

Warden Randee Rewerts
A/Deputy Warden Jeanine Winger
10274 Boyer Rd.
Carson City, MI 48811
(989) 584-3941; FAX (989) 584-6535

Opened: August 1989
Consolidated: August 2010 with Boyer Road Correctional Facility (OTF) which had opened in November 1987
*Total Capacity: 1,768
*Net Operating Capacity: 1,746
Age Limits: Males, 18 and older
Security Level: I, Secure I, II and IV

Appropriation for FY 2021: \$51,524,800
Appropriated per diem for prisoner care and custody: \$56.33

Central Michigan Correctional Facility (STF)

Warden John Christiansen
A/Deputy Warden Andrea Laney
320 N. Hubbard
St. Louis, MI 48880
(989) 681-6668; FAX (989) 681-6678

Opened: February 1990, as Mid-Michigan Correctional Facility
Consolidated: October 2010 with Pine River Correctional Facility (SPR) which had opened in January 2000
*Total Capacity: 2,566
*Net Operating Capacity: 2,558
Age Limits: Males, 18 and older
Security Level: Secure I

Appropriation for FY 2021: \$48,832,400
Appropriated per diem for prisoner care and custody: \$52.30

Chippewa Correctional Facility (URF)

A/Warden Jamie Corrigan
 A/Deputy Warden Jeff Clark
 4269 W. M-80
 Kincheloe, MI 49784
 (906) 495-2275; FAX (906) 495-5836

Opened: August 1989
 Consolidated: August 2010 with Straits
 Correctional Facility (KTF) which had opened in
 May 1988
 *Total Capacity: 1,540
 *Net Operating Capacity: 1,506
 Age Limits: Males, 18 and older
 Security Level: I, II and IV

Appropriation for FY 2021: \$54,332,400
 Appropriated per diem for prisoner care and
 custody: \$63.83

Cooper Street Correctional Facility (JCS)

Warden Michelle Floyd
 Deputy Warden David Clifton
 3100 Cooper Street
 Jackson, MI 49201
 (517) 780-6175; FAX (517) 780-6811

Opened: 1997
 *Total Capacity: 1,602
 *Net Operating Capacity: 1,597
 Age Limits: Males, 18 and older
 Security Level: Secure I

Appropriation for FY 2021: \$31,163,600
 Appropriated per diem for prisoner care and
 custody: \$53.46

Special Alternative Incarceration Facility (SAI)

Warden Michelle Floyd
 Deputy Warden David Clifton
 3100 Cooper Street
 Jackson, MI 49201
 (517) 780-6175; FAX (517) 780-6811

Opened: 1988. Initially opened as a 90-day
 military 'Boot Camp' style program for male
 probationers, under the Department's Field
 Operations Administration (FOA), SAI has
 undergone several programmatic and operational
 transitions over its years in existence. For
 details, see 'Section I'.

*Total Capacity: 100
 *Net Operating Capacity: 100

Appropriation for FY 2021: \$6,452,400
 Appropriated per diem for prisoner care and
 custody: \$176.78

Cotton, G. Robert Correctional Facility (JCF)

Warden Noah Nagy
 Deputy Warden Jimmy Jarrett
 3500 N. Elm Road
 Jackson, MI 49201
 (517) 780-5000; FAX (517) 780-5100

Opened: December 1985
 *Total Capacity: 1,756
 *Net Operating Capacity: 1,706
 Age Limits: Males, 18 and older
 Security Level: I, Secure I, II and IV

Appropriation for FY 2021: \$47,914,500
 Appropriated per diem for prisoner care and
 custody: \$69.46

Detroit Detention Center (DDC)

Warden Jodi DeAngelo
 Deputy Warden Melissa Godfrey
 17601 Mound Road
 Detroit, MI 48212
 (313) 368-8300; FAX (313) 368-8972

DDC opened in August 2013 which holds all pre-
 arraigned detainees 17 years of age or older in
 the City of Detroit.

Throughout the years DDC has been managed
 by Field Operations Administration (FOA) or
 Correctional Facilities Administration (CFA). As
 of September, 2019 DDC is now managed by
 CFA.

Egeler, Charles E. Reception and Guidance

Center (RGC)
 Warden Lester Parish
 Deputy Warden Kim Cargor
 3855 Cooper Street
 Jackson, MI 49201-7547
 (517) 780-5600; FAX (517) 780-5814

Duane Waters Health Center:
 (517) 780-5601; FAX (517) 780-5677

Opened: July 2002
 *Total Capacity: 1,240
 *Net Operating Capacity: 1,226
 Age Limits: Males, 18 and older
 Security Levels: I, II and Reception (Quarantine)

Appropriation for FY 2021: \$48,325,300
 Appropriated per diem for prisoner care and
 custody: \$85.09

Shading indicates facilities that have consolidated administrations.

Handlon, Richard A. Correctional Facility (MTU)

Warden Melinda Braman
Deputy Warden Scott Yokom
1728 Bluewater Highway
Ionia, MI 48846
(616) 527-3100; FAX (616) 527-3161

Opened: January 1958
*Total Capacity: 1,357
*Net Operating Capacity: 1,327
Age Limits: Males, 18 and older
Security Level: II

Appropriation for FY 2021: \$32,734,500
Appropriated per diem for prisoner care and custody: \$70.78

Harrison, Gus Correctional Facility (ARF)

Warden Sherman Campbell
Deputy Warden Lee McRoberts
2727 E. Beecher Street
Adrian, MI 49221
(517) 265-3900; FAX (517) 265-9542

Opened: March 1991
Consolidated: August 2009 with Parr Highway
Correctional Facility (ATF) which had opened in
May 1989
*Total Capacity: 1,770
*Net Operating Capacity: 1,738
Age Limits: Males, 18 and older
Security Level: I, Secure I, II and IV

Appropriations for FY 2021: \$53,099,400
Appropriated per diem for prisoner care and custody: \$65.59

Ionia Correctional Facility (ICF)

Warden John Davids
A/Deputy Warden Charles Traylor
1576 W. Bluewater Highway
Ionia, MI 48846
(616) 527-6331; FAX (616) 527-6863

Opened: May 1987
*Total Capacity: 706
*Net Operating Capacity: 675
Age Limits: Males, 18 and older
Security Level: II and V

Appropriation for FY 2021: \$36,446,100
Appropriated per diem for prisoner care and custody: \$147.93

Kinross Correctional Facility (KCF)

Warden Mike Brown
Deputy Warden Jeff Howard
4533 W. Industrial Park Drive
Kincheloe, MI 49788
(906) 495-2282; FAX (906) 495-5837

Opened: January 1978
(Relocated to closed Hiawatha Facility 1989-
2009)
*Total Capacity: 1,282
*Net Operating Capacity: 1,274
Age Limits: Males, 18 and older
Security Level: I and II

Appropriation for FY 2021: \$34,651,600
Appropriated per diem for prisoner care and custody: \$59.56

Lakeland Correctional Facility (LCF)

Warden Bryan Morrison
Deputy Warden Troy Chrisman
141 First Street
Coldwater, MI 49036
(517) 278-6942; FAX (517) 279-0327

Opened: Annex - December 1985
Medium Unit - June 1986
*Total Capacity: 1,466
*Net Operating Capacity: 1,457
Age Limits: Males, 18 and older
Security Level: II

Appropriation for FY 2021: \$34,983,600
Appropriated per diem for prisoner care and custody: \$65.78

Macomb Correctional Facility (MRF)

Warden George Stephenson
 Deputy Warden Donald Ricumstrict
 34625 26 Mile Road
 New Haven, MI 48048
 (586) 749-4900; FAX (586) 749-4927

Opened: January 1993
 *Total Capacity: 1,302
 *Net Operating Capacity: 1,285
 Age Limits: Males, 18 and older
 Security Level: Level I, II, IV, IV RTP and IV SSRTF

Appropriation for FY 2021: \$36,921,000
 Appropriated per diem for prisoner care and custody: \$72.00

Macomb Parole Violation Unit (MPVU)

Warden George Stephenson
 Deputy Warden Donald Ricumstrict
 34625 26 Mile Road
 New Haven, MI 48048
 (586) 749-4900; FAX (586) 749-4927

Open in June 2021 to enhance public safety and meet the Department's need for additional secure beds to house parole violators and for programming in southeastern Michigan, the Department converted Macomb Correctional Facility (MRF) Housing unit 6 to the Macomb Parole Violation Unit (MPVU).

MPVU is to house male only parolees who are required, as a special condition of parole, to participate in and satisfactorily complete programming as well as parolees who are believed to have violated a condition of parole and are being considered for parole violation revocation proceedings or other appropriate response (e.g., parole violation custody sanction).

Marquette Branch Prison (MBP)

Warden Erica Huss
 A/Deputy Warden Doug Tasson
 1960 U.S. 41 South
 Marquette, MI 49855
 (906) 226-6531; FAX (906) 226-6556

Opened: 1889
 *Total Capacity: 633
 *Net Operating Capacity: 598
 Age Limits: Males, 18 and older
 Security Level: I and V

Appropriation for FY 2021: \$40,083,300
 Appropriated per diem for prisoner care and custody: \$107.56

Michigan Reformatory (RMI)

Warden Gregory Skipper
 A/Deputy Warden Chris King
 1342 West Main Street
 Ionia, MI 48846
 (616) 527-2500; FAX (616) 527-2936

Opened: 1877
 Closed: 2001, when Bellamy Creek Correctional Facility (IBC) opened
 Reopened: November 2007 to house prisoners vacated from the closure of Riverside Correctional Facility (RCF)
 *Total Capacity: 933
 *Net Operating Capacity: 926
 Age Limits: Males, 18 and older
 Security Level: II and IV

Appropriation for FY 2021: \$37,738,600
 Appropriated per diem for prisoner care and custody: \$84.06

Muskegon Correctional Facility (MCF)

Warden James Schiebner
 A/Deputy Warden John Clooney
 2400 S. Sheridan Drive
 Muskegon, MI 49442
 (231) 773-3201; FAX (231) 773-3657

Opened: 1974. It was a Security Level II facility and housed males 17 and older.
 Closed: February 2010
 Reopened: April 2010, specifically to house prisoners in beds contracted for by the State of Pennsylvania.
 Closed: May 2011, following contract withdrawal
 Reopened: October 1, 2012
 *Total Capacity: 1,321
 *Net Operating Capacity: 1,309
 Age Limits: Males, 18 and older
 Security Level: II

Appropriation for FY 2021: \$27,793,300
 Appropriated per diem for prisoner care and custody: \$51.55

Shading indicates facilities that have consolidated administrations.

Newberry Correctional Facility (NCF)

Warden Catherine Bauman
 Deputy Warden Andy Hubble
 13747 E County Road 428
 Newberry, MI 49868
 (906) 293-6200; FAX (906) 293-6284

Opened: January 1996
 *Total Capacity: 626
 *Net Operating Capacity: 624
 Age Limits: Males, 18 and older
 Security Level: Secure I

Appropriation for FY 2021: \$25,754,600
 Appropriated per diem for prisoner care and custody: \$59.90

Oaks Correctional Facility (ECF)

Warden Mike Burgess
 A/Deputy Warden Jim Dawson
 1500 Caberfae Highway
 Manistee, MI 49660-9200
 (231) 723-8272; FAX (231) 723-4278

Opened: March 1992
 *Total Capacity: 1,108
 *Net Operating Capacity: 1,096
 Age Limits: Males, 18 and older
 Security Level: II and IV

Appropriation for FY 2021: \$36,985,500
 Appropriated per diem for prisoner care and custody: \$92.45

Parnall Correctional Facility (SMT)

Warden Dave Shaver
 Deputy Warden Jacob LaFave
 1780 E. Parnall
 Jackson, MI 49201-7138
 (517) 780-6004; FAX (517) 780-6399

Opened: 1926. Became separate facility under State Prison of Southern Michigan break-up plan, October 1994.

*Total Capacity: 1,680
 *Net Operating Capacity: 1,661
 Age Limits: Males, 18 and older
 Security Level: I

Appropriation for FY 2021: \$31,046,400
 Appropriated per diem for prisoner care and custody: \$51.24

Saginaw Correctional Facility (SRF)

Warden Gary Miniard
 Deputy Warden Andy Hubble
 9625 Pierce Road
 Freeland, MI 48623
 (989) 695-9880; FAX (989) 695-6662

Opened: August 1993
 *Total Capacity: 1,488
 *Net Operating Capacity: 1,469
 Age Limits: Males, 18 and older
 Security Level: I, II and IV

Appropriation for FY 2021: \$35,349,600
 Appropriated per diem for prisoner care and custody: \$65.93

St. Louis Correctional Facility (SLF)

A/Warden Becky Carl
 A/Deputy Warden Matt Mates
 8585 N. Croswell Road
 St. Louis, MI 48880
 (989) 681-6444; FAX (989) 681-2425

Opened: 1999
 *Total Capacity: 1,176
 *Net Operating Capacity: 1,149
 Age Limits: Males, 18 and older
 Security Level: IV

Appropriation for FY 2021: \$40,087,200
 Appropriated per diem for prisoner care and custody: \$95.59

Thumb Correctional Facility (TCF)

Warden Chandler Cheeks
 A/Deputy Warden Mark McDonald
 3225 John Conley Drive
 Lapeer, MI 48446
 (810) 667-2045; FAX (810) 667-2048

Opened: October 1987
 *Total Capacity: 1,202
 *Net Operating Capacity: 991
 Age Limits: Males, all ages
 Security Level: II

Appropriation for FY 2021: \$35,716,400
 Appropriated per diem for prisoner care and custody: \$98.34

Women's Huron Valley Correctional Facility (WHV)

Warden Jeremy Howard
A/Deputy Adam Douglas
3201 Bemis Road
Ypsilanti, MI 48197-0911
(734) 572-9900; FAX (734) 572-9499

In 2004, the Huron Valley Correctional Facility (HVM) and the Huron Valley Center (HVC) were integrated into the Huron Valley Complex.

Effective May 2009, the Huron Valley Complex changed to Women's Huron Valley Correctional Facility (WHV).

As of January 2014, the entire female population that participate in the SAI program are housed at WHV.

*SAI Total Capacity: 42

*SAI Net Operating Capacity: 42

*Total Capacity: 2,233

*Net Operating Capacity: 2,223

Age Limits: Females, all ages

Security Level: I, Secure I, II and IV

Appropriation for FY 2021: \$63,278,200

Appropriated per diem for prisoner care and custody: \$76.54

Woodland Center Correctional Facility (WCC)

Warden Jodi DeAngelo
Deputy Warden Melissa Godfrey
9036 E. M-36
Whitmore Lake, MI 48189
(734) 449-3900; FAX (734) 449-3904

Opened: April 2009. Formerly W. J. Maxey Boy's Training School, WCC offers psychiatric treatment to male prisoners with severe mental health symptoms. One housing unit houses Level I General Population prisoners for facility work crews. A 23 bed Infirmary offers medical services to mentally ill and general population prisoners including dialysis.

*Total Capacity: 450

*Net Operating Capacity: 425

Age Limits: Males, 18 and older

Security Level: I, IV

Appropriation for FY 2021: \$37,696,900

Appropriated per diem for prisoner care and custody: \$293.41

Detroit Reentry Center (DRC)

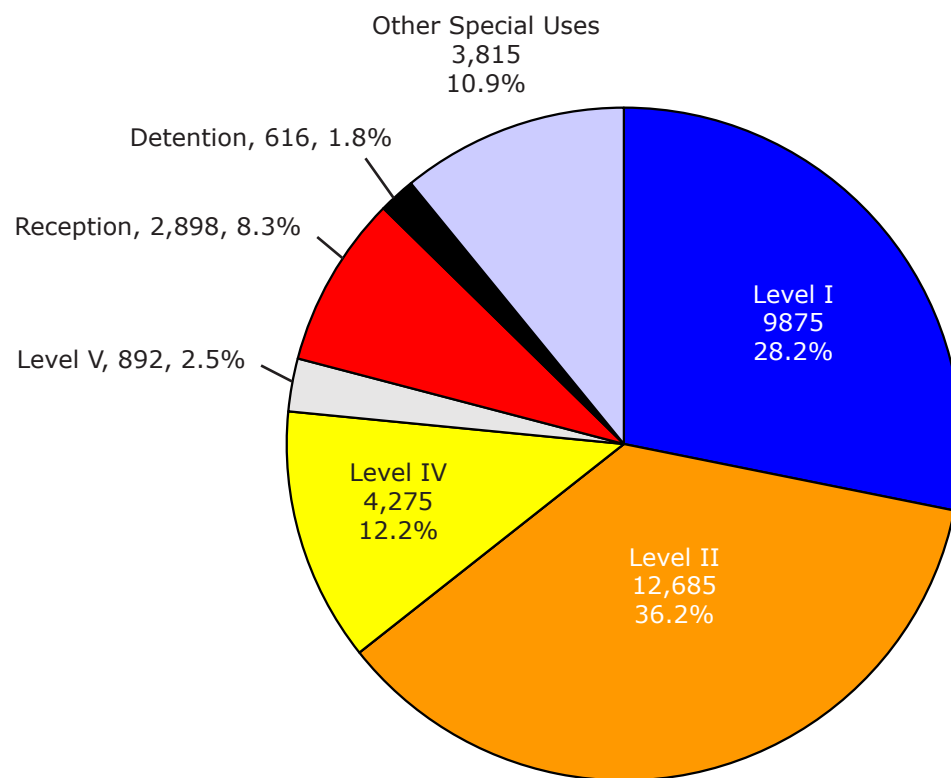
Warden Jodi DeAngelo
Deputy Warden Donald Ricumstrict
17600 Ryan Road
Detroit, MI 48212
(313) 368-3200; FAX (313) 368-3224

DRC was opened October 2012, and closed January 2021.

*Total Capacity and Net Operating Capacity levels are as of December 31, 2021.

C Net Operating Capacity by Security Level

As of December 31, 2021



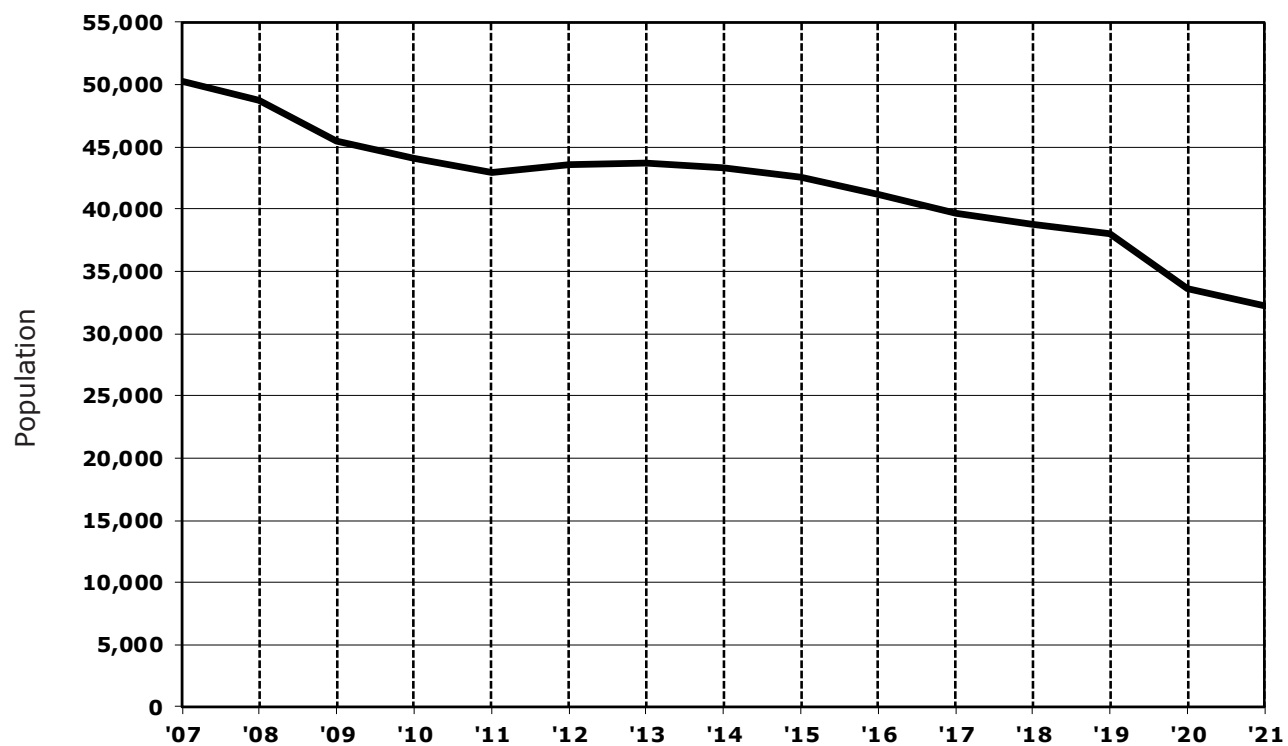
TOTAL = 35,056

Source: MDOC Capacity Certification Survey

Year-End Prison Population

Calendar Years 2007 - 2021

Year	Year-End Population	Numerical Change	Percent Change
2007	50,203	(1,251)	(2.4)
2008	48,686	(1,517)	(3.0)
2009	45,478	(3,208)	(6.6)
2010	44,113	(1,365)	(3.0)
2011	42,904	(1,209)	(2.7)
2012	43,594	690	1.6
2013	43,704	110	0.3
2014	43,359	(345)	(0.8)
2015	42,628	(731)	(1.7)
2016	41,122	(1,506)	(3.5)
2017	39,666	(1,456)	(3.5)
2018	38,761	(905)	(2.3)
2019	38,053	(708)	(1.8)
2020	33,617	(4,436)	(11.7)
2021	32,186	(1,431)	(4.3)



Total Prison Population, Prison Commitments and Michigan Census: 1961 - 2021

Year	Total Prison Population ¹	Prison Commitments (Incl. Add. Sentence Imposed)	Michigan Census
1961	9,550	4,123	7,903,000
1962	9,197	3,832	7,939,000
1963	8,338	3,990	8,030,000
1964	8,264	3,741	8,100,000
1965	7,345	3,280	8,199,283
1966	6,754	3,088	8,314,070
1967	7,037	3,719	8,615,000
1968	7,743	3,950	8,675,000
1969	8,409	4,169	8,734,000
1970	9,079	4,907	8,875,083
1971	9,547	5,446	8,996,000
1972	8,471	4,734	9,013,475
1973	7,874	4,114	9,061,000
1974	8,630	5,172	9,094,000
1975	10,855	6,218	9,092,000
1976	11,737	6,596	9,100,000
1977	13,824	7,071	9,138,000
1978	14,944	6,681	9,181,000
1979	15,063	5,843	9,207,000
1980	15,148	6,212	9,262,078
1981	14,923	6,138	9,270,000
1982	15,082	6,409	9,227,300
1983	14,508	6,897	9,050,282
1984	14,658	7,154	9,262,044
1985	17,744	7,767	9,170,000
1986	20,739	8,289	9,143,600
1987	23,977	9,092	9,205,800
1988	27,720	10,759	9,300,100
1989	31,834	12,760	9,273,300
1990	34,209	12,099	9,295,297 ²
1991	36,293	12,179	9,395,022
1992	38,628	12,191	9,470,323
1993	38,942	10,299	9,529,240
1994	40,501	9,751	9,584,481
1995	41,112	9,523	9,659,871
1996	42,349	10,047	9,739,184
1997	44,771	10,575	9,785,450
1998	45,879	10,433	9,820,231
1999	46,617	9,656	9,863,775
2000	47,718	9,743	9,938,444 ²
2001	48,849	10,498	10,004,341
2002	50,591	12,138	10,037,303
2003	49,357	11,167	10,065,881
2004	48,831	10,772	10,090,280
2005	49,493	11,273	10,093,266
2006	51,515	12,283	10,083,878
2007	50,233	11,851	10,049,790
2008	48,713	10,678	10,003,422
2009	45,478	10,130	9,969,727
2010	44,113	10,175	9,883,640 ²
2011	42,904	9,694	9,876,187
2012	43,594	9,848	9,883,360
2013	43,704	10,246	9,895,622
2014	43,359	9,998	9,909,877
2015	42,628	9,572	9,922,576
2016	41,122	9,087	9,928,300
2017	39,666	8,656	9,962,311
2018	38,761	8,593	9,995,915
2019	38,053	8,167	9,986,857
2020	33,617	4,551	10,077,331 ³
2021	32,186	5,120	10,050,811

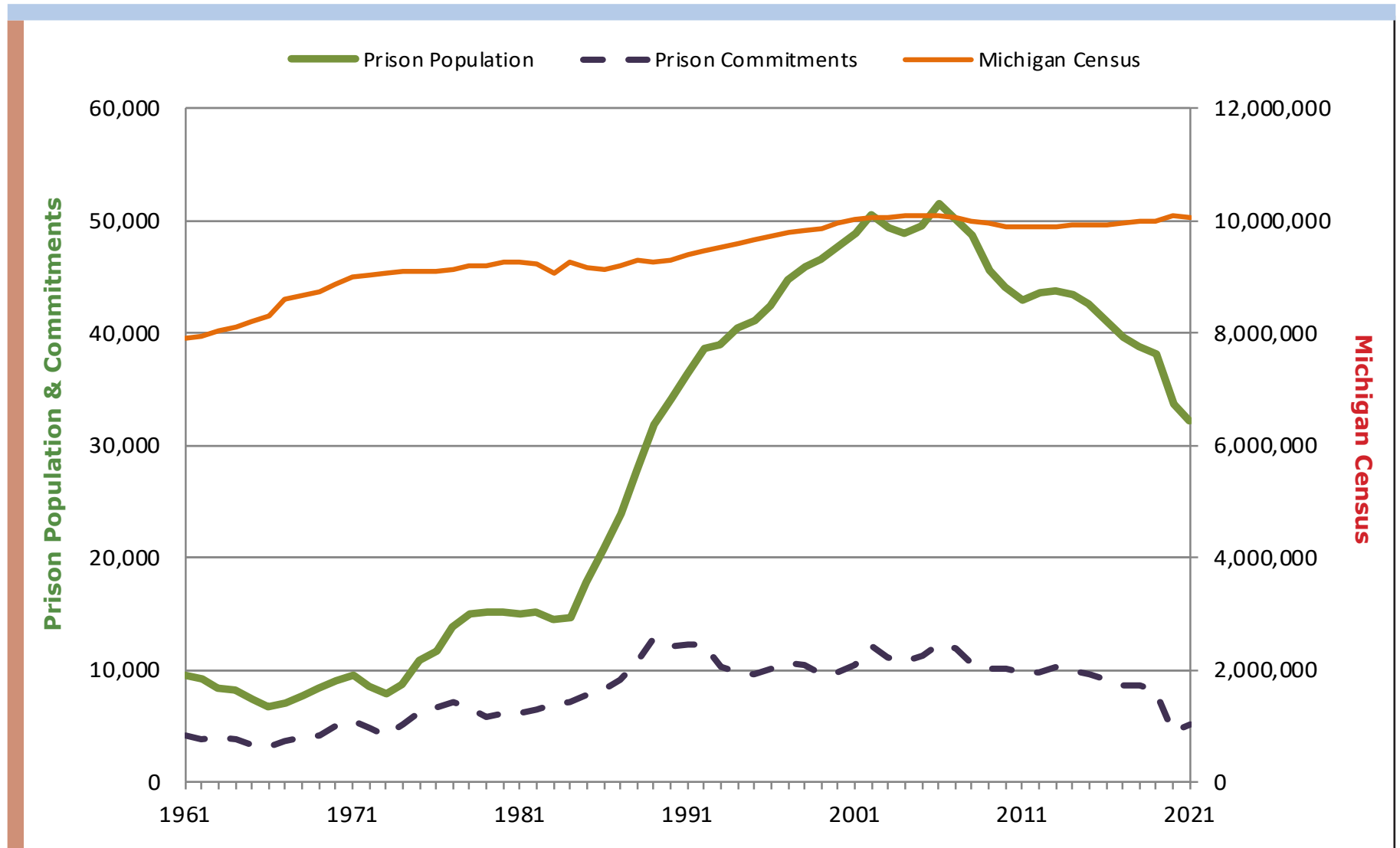
¹ Total Prison Population includes prisoners in the institutions and the SAI - Prison program (and Community Residential Programs in the relevant years).

² Figures for the years 1990, 2000, 2010 and 2020 reflect actual Census data.

Sources: Client Census Report, Commitments - Offender Management Network Information (OMNI) and U.S. Census Bureau

Trends in Prison Population, Prison Commitments and Michigan Census 1961 - 2021

C - 13



NOTES: Total Prisoner Population includes prisoners in the institutions and camps and the SAI - Prison program (and Community Residential Programs in the relevant years). Prison Commitments include additional sentence imposed. Figures for the years 1990, 2000, 2010 and 2020 reflect actual Census data.

Sources: Client Census Report, Offender Management Network Information (OMNI) and U.S. Census Bureau

C1 2021 Total Prisoner Population by Minimum Term Distribution — All Offenses

Page 1 of 22

C - 14

GRAND TOTALS			TOTAL*	.5	1	1.5	2	2.5	3	3.5	4	4.5	5	10	15	20	25	>25	LIFE	AVG
VIOLATIONS			32,186	25	375	1,293	2,453	970	1,623	573	1,150	475	1,714	5,953	3,475	2,431	2,179	2,815	4,678	12.0
ATTEMPTS			31,903	24	355	1,223	2,371	939	1,602	556	1,140	474	1,707	5,943	3,469	2,430	2,178	2,815	4,677	12.1
Max. Penalty			279	1	20	70	82	31	21	17	10	1	7	10	6	1	1		1	2.7
Compiled Laws	Offense	Max. Penalty																		
28.2951A-A	State ID Card - Alter/Forge/Use to Commit Felony	10 ATTEMPTS	1										1							4.8
28.729	Sex Offenders - Failure to Register	4 ATTEMPTS	22			4	10	2	5		1									4.3
			2			2														1.4
28.7291B	Sex Offenders - Failure to Register - 2nd Offense	7 ATTEMPTS	7		2		2	1		1	1									2.2
28.7291C	Sex Offenders - Failure to Register - 3rd Offense	10 ATTEMPTS	5			2	1			1			1							2.6
28.7292	Sex Offenders - Failure to Comply w/ Duties	MISD ATTEMPTS	3		1		1							1						3.7
257.257	License Documents/Plates - Forgery	5 ATTEMPTS	2							1	1									3.7
257.3107A	Driver's License - Forge w/ Intent to Commit Crime Max 10 Yrs+ ATTEMPTS	10 ATTEMPTS	1											1						6.0
257.601B3	Moving Violation - Death in Work Zone	15 ATTEMPTS	1								1									3.8
257.602A2	Police Officer - Flee - 4th Degree (Vehicle Code)	2 ATTEMPTS	15		2	5	4	1			2		1							2.1
257.602A3	Police Officer - Flee - 3rd Degree (Vehicle Code)	5 ATTEMPTS	1					1												2.5
257.602A3-A	Police Officer - Fleeing - 3rd Degree - Vehicle Code	5 ATTEMPTS	170	1	16	21	52	17	23	7	7	3	4	13	2	3		1		3.4
257.602A4	Police Officer - Flee - Causing Serious Bodily Injury (Vehicle Code)	10 ATTEMPTS	67		1	6	12	5	12	3	5	2	5	14				1	1	4.2
			1				1													1.6
257.602A5	Police Officer - Flee - 1st Degree (Vehicle Code)	15 ATTEMPTS	2											2						8.5
257.617	Fail to Stop at Accident - Serious Impairment/Death	5 ATTEMPTS	20			2	6	3	2	2				2			1	2		6.9
257.6173	Fail to Stop at Accident - At Fault Death Result	15 ATTEMPTS	36				2	1	4		2	1	3	19	4					6.9
257.6254	Operating Vehicle Intoxicated, Causing Death	15 ATTEMPTS	156			3	4	8	10	7	14	11	16	63	12	5	2	1		13.7
257.6254A	Operating Vehicle Intoxicated, Causing Death	15 ATTEMPTS	3								1			2						7.3
257.6254B-A	Operating with a High BAC Causing Death with a Prior Conviction	20 ATTEMPTS	5										1	4						7.3

NOTE: Be sure to check for related offense codes when examining a particular type of crime. They may or may not be in sequential order or even on the same page.

C1 2021 Total Prisoner Population by Minimum Term Distribution — All Offenses

Page 2 of 22

C - 15

GRAND TOTALS			TOTAL*	.5	1	1.5	2	2.5	3	3.5	4	4.5	5	10	15	20	25	>25	LIFE	AVG
VIOLATIONS			32,186	25	375	1,293	2,453	970	1,623	573	1,150	475	1,714	5,953	3,475	2,431	2,179	2,815	4,678	12.0
ATTEMPTS			31,903	24	355	1,223	2,371	939	1,602	556	1,140	474	1,707	5,943	3,469	2,430	2,178	2,815	4,677	12.1
Max. Penalty			279	1	20	70	82	31	21	17	10	1	7	10	6	1	1		1	2.7
Compiled Laws	Offense	Max. Penalty																		
257.6255-A	Operating Vehicle Intoxicated, Causing Serious Injury	5 ATTEMPTS	50		1	13	10	6	5	5	2		4	4						2.7
			1		1															1.0
257.6255B	Operating with a High BAC Causing Serious Injury with a Prior Conviction	10 ATTEMPTS	6				1			2			1	2						4.3
257.6256D	Operating Vehicle Intoxicated, Contr. Sub. - 3rd Offense	5 ATTEMPTS	433		43	115	127	44	43	11	22	1	13	13	1					4.5
257.6257A2	Operating Vehicle Intoxicated, w/ Occupant <16 - 2nd+ Offense	5 ATTEMPTS	11			1	3	2	2	2			1							5.4
257.6263	Driving - Reckless - Causing Serious Impairment of Body Function	5 ATTEMPTS	9		1		2		1	2	1		1		1					4.0
257.6264	Driving - Reckless - Causing Death	15 ATTEMPTS	55				1	2	3	2	5	1	9	28	4					6.7
257.9041C	Operate - Allow Suspended/Revoked/ Denied to Operate - 2nd+ Offense	1 ATTEMPTS	1		1															1.0
257.9044	Operate - License Susp./Rev./Denied, Causing Death	15 ATTEMPTS	36				1	2	1		2	3	1	17	3	6				8.5
257.9045	Operate - License Susp./Rev./Denied, Causing Serious Injury	5 ATTEMPTS	9				1	2	1		3	1	1							3.4
324.801764	Marine Safety, Operating Under Influence, Death	15 ATTEMPTS	1											1						5.5
333.17766C1D	Contr. Sub. - Ephedrine/Pse Purchase/Possess to Make Meth	5 ATTEMPTS	8			4	2	1							1					3.4
333.28413	Concealing the Death of an Individual	5 ATTEMPTS	2					1			1									3.1
333.5210	AIDS - Sexual Penetration w/ Uninformed Partner	4 ATTEMPTS	1										1							5.0
333.7340C	Ephedrine/Pseudoephedrine - Solicit Another to Obtain	10 ATTEMPTS	2				1		1											2.4
333.74012A1	Contr. Sub. - Del/Mfg 1,000+ Grams (Narc. or Cocaine)	LIFE ATTEMPTS	63						1		1		1	12	9	19	10	2	8	31.7
333.74012A2	Contr. Sub. - Del/Mfg 450 - 999 Grams (Narc. or Cocaine)	30 ATTEMPTS	31										1	8	13	7	2			27.0
333.74012A3	Contr. Sub. - Del/Mfg 50 - 449 Grams (Narc. or Cocaine)	20 ATTEMPTS	220		1		6		16	3	17	7	13	106	35	10	6			16.8
333.74012A4	Contr. Sub. - Del/Mfg Under 50 Grams (Narc. or Cocaine)	20 ATTEMPTS	476	1	16	56	77	45	75	24	56	10	32	71	9	4				3.7
			4		2		1			1										1.8

NOTE: Be sure to check for related offense codes when examining a particular type of crime. They may or may not be in sequential order or even on the same page.

C1 2021 Total Prisoner Population by Minimum Term Distribution — All Offenses

Page 3 of 22

C - 16

GRAND TOTALS			TOTAL*	.5	1	1.5	2	2.5	3	3.5	4	4.5	5	10	15	20	25	>25	LIFE	AVG
VIOLATIONS			32,186	25	375	1,293	2,453	970	1,623	573	1,150	475	1,714	5,953	3,475	2,431	2,179	2,815	4,678	12.0
ATTEMPTS			31,903	24	355	1,223	2,371	939	1,602	556	1,140	474	1,707	5,943	3,469	2,430	2,178	2,815	4,677	12.1
Max. Penalty			279	1	20	70	82	31	21	17	10	1	7	10	6	1	1		1	2.7
Compiled Laws	Offense	Max. Penalty																		
333.74012B-A	Contr. Sub. - Del/Mfg (Sched. 1-3), Except Marijuana	7 ATTEMPTS	33			5	12	6	3	1	3		1	2						5.4
333.74012B-B	Contr. Sub. - Del/Mfg (Subs added Sched. 1-3 by Rule)	7 ATTEMPTS	1				1													2.0
333.74012B1	Contr. Sub. - Del/Mfg Meth/Ecstasy	20 ATTEMPTS	876		4	13	48	29	126	42	61	65	95	361	25	5	2			16.2
333.74012C-A	Contr. Sub. - Del/Mfg (Sched. 4)	4 ATTEMPTS	2				1						1							6.8
333.74012D1	Contr. Sub. - Del/Mfg 45+ Kilograms Marijuana	15 ATTEMPTS	1					1												2.0
333.74012D3	Contr. Sub. - Del/Mfg Marijuana	4 ATTEMPTS	11			2	6		3											2.4
333.74012F	Prescription Forms - Del/Mfg/ Intent	7 ATTEMPTS				1														4.2
333.7401A	Contr. Sub. - Delivery to Commit Criminal Sexual Conduct	20 ATTEMPTS	1													1				1.5
333.7401C2A	Contr. Sub. - Operate/Maintain Lab	10 ATTEMPTS	5			1	2			1					1					20.0
333.7401C2B	Contr. Sub. - Operate/Maintain Lab Near Minor	20 ATTEMPTS	12								2	2	3	5						4.2
333.7401C2C	Contr. Sub. - Operate/Maintain Lab Involving Hazardous Waste	20 ATTEMPTS	22						3			3	7	8	1					5.9
333.7401C2D	Contr. Sub. - Operate/Maintain Lab Near Specified Places	20 ATTEMPTS	9							1				7		1				5.5
333.7401C2D-A	Contr. Sub. - Operate/Maintain Meth Lab Near Specified Places	20 ATTEMPTS	5						1	1		1		2						8.3
333.7401C2E	Contr. Sub. - Operate/Maintain Lab Involving Firearm	25 ATTEMPTS	3											3						4.8
333.7401C2F	Contr. Sub. - Operate/Maintain Lab Involving Meth	20 ATTEMPTS	218			2	6	2	23	2	13	13	26	113	16	2				8.3
333.74022A	Contr. Sub. - Create/Del./Intent Counterfeit (Narcotic)	10 ATTEMPTS	3				1		1		1									6.4
333.74022A-A	Contr. Sub. - Create/Del./Intent Counterfeit (Methamphetamine)	10 ATTEMPTS	1					1												2.9
333.74022B	Contr. Sub. - Create/Del./Intent Counterfeit (Sched. 1-3)	5 ATTEMPTS	1				1						1							2.5
																				2.0
																				5.0

NOTE: Be sure to check for related offense codes when examining a particular type of crime. They may or may not be in sequential order or even on the same page.

C1 2021 Total Prisoner Population by Minimum Term Distribution — All Offenses

Page 4 of 22

C - 17

GRAND TOTALS			TOTAL*	.5	1	1.5	2	2.5	3	3.5	4	4.5	5	10	15	20	25	>25	LIFE	AVG
VIOLATIONS			32,186	25	375	1,293	2,453	970	1,623	573	1,150	475	1,714	5,953	3,475	2,431	2,179	2,815	4,678	12.0
ATTEMPTS			31,903	24	355	1,223	2,371	939	1,602	556	1,140	474	1,707	5,943	3,469	2,430	2,178	2,815	4,677	12.1
Max. Penalty			279	1	20	70	82	31	21	17	10	1	7	10	6	1	1		1	2.7
Compiled Laws	Offense	Max. Penalty																		
333.74022C	Contr. Sub. - Create/Del./Counterfeit Sub. (Sched. 4)	4 ATTEMPTS	1			1														1.5
333.74022E	Contr. Sub. - Create/Deliver Analogue	15 ATTEMPTS	25			1	5		8	4			6		1					3.6
333.74032A1	Contr. Sub. - Possess 1,000+ Grams (Narcotic)	LIFE ATTEMPTS	5												1			1	3	25.0
333.74032A2	Contr. Sub. - Possess 450 - 999 Grams (Narcotic)	30 ATTEMPTS	7				1				1			1	3			1		26.2
333.74032A3	Contr. Sub. - Possess 50 - 449 Grams (Narcotic)	20 ATTEMPTS	27				1				1	2	5	11	3	4				8.6
333.74032A4	Contr. Sub. - Possess 25 - 49 Grams (Narcotic)	4 ATTEMPTS	4			1	3													1.9
333.74032A5	Contr. Sub. - Possess <25 Grams (Narcotic)	4 ATTEMPTS	99	1	8	36	30	12	8		1		1	2						1.9
333.74032B-A	Contr. Sub. - Possess Analogues/Sched. 1-4	2 ATTEMPTS	5		1		3		1											1.9
333.74032B1	Contr. Sub. - Possess Methamphetamine	10 ATTEMPTS	546	1	11	141	151	65	66	25	38	7	17	22	2					2.5
333.74032C-A	Contr. Sub. - Possess Sched.	1 ATTEMPTS	9			7	1	1												1.4
333.7405D	Contr. Sub. - Maintain Drug House	2 ATTEMPTS	1					1												3.0
333.7407A1-A	Contr. Sub. - Attempt Felony	LIFE ATTEMPTS	6			1					2		1	2						5.1
333.7407AA	Contr. Sub. - Inducing Person to Violate - Life Felony	VAR ATTEMPTS	1				1													2.0
333.74101-B-A	Contr. Sub. - Delivery to Minor - Ecstasy/MDMA	40 ATTEMPTS	1															1		2.5
333.74101B	Contr. Sub. - Delivery to Minor, Sched. 1/2/3 (not Marijuana/Coc.)	14 ATTEMPTS	1					1												46.7
333.74101D	Contr. Sub. - Delivery to Minor, Sched. 4 and Marijuana	8 ATTEMPTS	1				1													2.5
333.74102-A	Contr. Sub. - Deliver <50 Grams, School Prop. (Narc/Cocaine)	60 ATTEMPTS	3		1						1		1							2.0
333.74103	Contr. Sub. - Intent Deliver <50 Grams, School Prop (Narc.)	40 ATTEMPTS	1				1													3.3
																				2.0

NOTE: Be sure to check for related offense codes when examining a particular type of crime. They may or may not be in sequential order or even on the same page.

C1 2021 Total Prisoner Population by Minimum Term Distribution — All Offenses

Page 5 of 22

C - 18

GRAND TOTALS			TOTAL*	.5	1	1.5	2	2.5	3	3.5	4	4.5	5	10	15	20	25	>25	LIFE	AVG
VIOLATIONS			32,186	25	375	1,293	2,453	970	1,623	573	1,150	475	1,714	5,953	3,475	2,431	2,179	2,815	4,678	12.0
ATTEMPTS			31,903	24	355	1,223	2,371	939	1,602	556	1,140	474	1,707	5,943	3,469	2,430	2,178	2,815	4,677	12.1
Max. Penalty			279	1	20	70	82	31	21	17	10	1	7	10	6	1	1		1	2.7
Compiled Laws	Offense	Max. Penalty																		
333.74104-B	Contr. Sub. - Possession on School Property	4 ATTEMPTS	1				1													1.7
333.74104-F	Contr. Sub. - Possession on School/Library Prop. (Meth.)	20 ATTEMPTS	3			1	1						1							2.7
333.74106	Contr. Sub - Manufacture of Meth. on School/Library Property	40 ATTEMPTS	1										1							5.0
333.74132	Contr. Sub. - 2nd+ Offense - Double Penalty	VAR ATTEMPTS	1												1					13.0
400.606	Medicaid Fraud - Conspiracy	10 ATTEMPTS	1								1									3.8
436.17012	Alcohol - Sell/Furnish to Minor, Causing Death	10 ATTEMPTS	1			1														1.1
445.65	Identity Theft	5 ATTEMPTS	10		1	1	5		1		1			1						2.5
445.65A	Identity Theft - Second Offense	10 ATTEMPTS	1							1										3.2
445.65B	Identity Theft - Third Offense	15 ATTEMPTS	1				1													2.0
445.67	Identity Theft - Obtain/Possess/Transfer ID w/ Intent	5 ATTEMPTS	1				1													2.0
445.67-B	Personal Identifying Information - Obtain w/ Intent to Commit Identity Theft - 3rd	15 ATTEMPTS	1											1						5.8
722.675	Distribute Obscene Matter to Children	2 ATTEMPTS	2						1					1						9.3
750.10A	Sexually Delinquent Person	LIFE ATTEMPTS	2	1											1					7.5
750.110	Breaking & Entering - Bldg. w/ Intent	15 ATTEMPTS	291		11	42	50	28	48	13	32	1	22	40	3	1				3.4
750.110-B	Breaking & Entering - Occupied Bldg. w/ Intent	15 ATTEMPTS	11		3	1	4	2			1									1.9
750.110A2	Home Invasion - 1st Degree	20 ATTEMPTS	4								1		1	1		1				8.8
750.110A3	Home Invasion - 2nd Degree	15 ATTEMPTS	1											1						7.0
750.110A4	Home Invasion - 3rd Degree	5 ATTEMPTS	1,124		3	6	36	25	62	21	46	34	93	513	173	68	26	16	2	8.7
			15		1	1	4		1	1	4			2	1					4.0
			712		10	27	91	58	104	26	80	27	80	174	27	6	1	1		4.8
			7			2	1	2					1	1						3.0
			77		2	11	33	9	13	2	4		2	1						2.3
			1					1												2.5

NOTE: Be sure to check for related offense codes when examining a particular type of crime. They may or may not be in sequential order or even on the same page.

C1 2021 Total Prisoner Population by Minimum Term Distribution — All Offenses

Page 6 of 22

C - 19

GRAND TOTALS			TOTAL*	.5	1	1.5	2	2.5	3	3.5	4	4.5	5	10	15	20	25	>25	LIFE	AVG
VIOLATIONS			32,186	25	375	1,293	2,453	970	1,623	573	1,150	475	1,714	5,953	3,475	2,431	2,179	2,815	4,678	12.0
ATTEMPTS			31,903	24	355	1,223	2,371	939	1,602	556	1,140	474	1,707	5,943	3,469	2,430	2,178	2,815	4,677	12.1
Max. Penalty			279	1	20	70	82	31	21	17	10	1	7	10	6	1	1		1	2.7
Compiled Laws	Offense	Max. Penalty																		
750.111	Breaking & Entering - Entry w/o Breaking, w/ Intent	5 ATTEMPTS	9			1	3	1	3	1										2.5
750.116	Burglar's Tools - Possess	10 ATTEMPTS	19		2	3	4	1	3		2	1		1	1	1				4.3
			1		1															1.0
750.1227A	Witness - Bribe/Intimidate/ Interfere	4 ATTEMPTS	4				2	1						1						3.9
750.1227B	Witness - Bribe/Intimidate/ Interfere	10 ATTEMPTS	14					1	1	2	1		3	6						5.3
			3				1	1		1										2.5
750.1227C	Witness - Intimidate/Threaten to Kill or Injure	15 ATTEMPTS	12						1		1			7	2		1			9.3
750.1228	Witness - Retaliate Against	10 ATTEMPTS	3							1				1					1	4.8
750.13	Entice Female Under 16 for Immoral Purposes	10 ATTEMPTS	1											1						6.0
750.1313C	Check - Non-Sufficient Funds, \$500 or more	2 ATTEMPTS	3				2							1						4.7
750.131A1	Check - No Account	2 ATTEMPTS	1					1												2.5
750.136B2	Child Abuse - 1st Degree	15 ATTEMPTS	107						2	1		1	6	25	42	13	9	6	2	28.5
			1										1							7.5
750.136B3	Child Abuse - 2nd Degree	4 ATTEMPTS	86			2	9	2	9	6	7	5	14	29	2	1				10.1
			7			3	3	1	3											2.4
750.136B4	Child Abuse - 3rd Degree	2 ATTEMPTS	5			2		2	1											2.0
750.136B4B	Child Abuse - 2nd Degree Second or Subsequent Offense Notice	20 ATTEMPTS	1											1						8.3
750.136D1A	Child Abuse - 1st Degree Committed in the Presence of Another Child	LIFE ATTEMPTS	5											1		3		1		18.6
750.136D1B	Child Abuse - 2nd Degree Committed in the Presence of Another Child	10 ATTEMPTS	4					1			1	1		1						4.2
750.145a	Children - Accost for Immoral Purposes	4 ATTEMPTS	29		1	10	7	4	4		1		2							2.1
750.145A	Accost/Solicit Child for Immoral Purposes	4 ATTEMPTS	1															1		40.0
750.145C	Child Sexually Abusive Activity	20 ATTEMPTS	5											2	3					10.8

NOTE: Be sure to check for related offense codes when examining a particular type of crime. They may or may not be in sequential order or even on the same page.

C1 2021 Total Prisoner Population by Minimum Term Distribution — All Offenses

Page 7 of 22

C - 20

GRAND TOTALS			TOTAL*	.5	1	1.5	2	2.5	3	3.5	4	4.5	5	10	15	20	25	>25	LIFE	AVG
VIOLATIONS			32,186	25	375	1,293	2,453	970	1,623	573	1,150	475	1,714	5,953	3,475	2,431	2,179	2,815	4,678	12.0
ATTEMPTS			31,903	24	355	1,223	2,371	939	1,602	556	1,140	474	1,707	5,943	3,469	2,430	2,178	2,815	4,677	12.1
Max. Penalty			279	1	20	70	82	31	21	17	10	1	7	10	6	1	1		1	2.7
Compiled Laws	Offense	Max. Penalty																		
750.145C2	Child Sexually Abusive Activity	20 ATTEMPTS	341			6	5	4	14	4	8	9	18	143	107	16	6	1		19.1
750.145C2B	Child Sexually Abusive Activity Aggravated	25 ATTEMPTS	13							1				10	1		1			9.3
750.145C3	Child Sexually Abusive Activity, Promote or Distribute	7 ATTEMPTS	20			1	3		1	4	2	1	5	3						8.1
750.145C3B	Child Sexually Abusive Activity, Aggravated Distribute/Promote	15 ATTEMPTS	7				2		1	2			2							3.3
750.145C4-A	Child Sexually Abusive Material, Possess	4 ATTEMPTS	16	1		1	7	1	1		3		2							5.3
750.145C4-A1	Child Sexually Abusive Material, Aggravated Possession	10 ATTEMPTS	28				3		4	2	4	1	3	9	2					5.4
750.145D2B	Computer/Internet - Plan Crime w/ Other, Max 1 - <2 yrs	2 ATTEMPTS	1		1															1.0
750.145D2D	Computer/Internet - Plan Crime w/ Other, Max 4 - <10 yrs	10 ATTEMPTS	10				1		1	3	3			2						4.3
750.145D2E	Computer/Internet - Plan Crime w/ Other, Max 10 - <15 yrs	15 ATTEMPTS	1		1															1.0
750.145D2F	Computer/Internet - Plan Crime w/ Other, Max 15+ yrs	20 ATTEMPTS	7			1	2							3	1					5.3
750.145N1	Vulnerable Adult Abuse - 1st Degree	15 ATTEMPTS	5			1								2	1	1				9.5
750.145N2	Vulnerable Adult Abuse - 2nd Degree	4 ATTEMPTS	2				1	1												2.2
750.147B	Ethnic Intimidation	2 ATTEMPTS	2			1	1													1.6
750.157A	Compounding Offenses	5 ATTEMPTS	1										1							5.0
750.157B	Homicide - Solicitation of Murder	LIFE ATTEMPTS	1															1		39.0
750.157B2	Homicide - Solicitation of Murder	LIFE ATTEMPTS	20											2	6	3	2	6	1	23.6
750.157C	Minors - Induce to Commit Felony	VAR ATTEMPTS	1										1							4.8
750.157N1	Financial Transaction Device - Steal/Retain w/o Consent	4 ATTEMPTS	2											1					1	8.3
			22		2	6	8	1	4					1						2.0

NOTE: Be sure to check for related offense codes when examining a particular type of crime. They may or may not be in sequential order or even on the same page.

C1 2021 Total Prisoner Population by Minimum Term Distribution — All Offenses

Page 8 of 22

C - 21

GRAND TOTALS			TOTAL*	.5	1	1.5	2	2.5	3	3.5	4	4.5	5	10	15	20	25	>25	LIFE	AVG
VIOLATIONS			32,186	25	375	1,293	2,453	970	1,623	573	1,150	475	1,714	5,953	3,475	2,431	2,179	2,815	4,678	12.0
ATTEMPTS			31,903	24	355	1,223	2,371	939	1,602	556	1,140	474	1,707	5,943	3,469	2,430	2,178	2,815	4,677	12.1
Max. Penalty			279	1	20	70	82	31	21	17	10	1	7	10	6	1	1		1	2.7
Compiled Laws	Offense	Max. Penalty																		
750.157N2	Financial Transaction Device - Possess Fraudulent One	4 ATTEMPTS	3		1	1			1											1.6
750.157P	Financial Transaction Device - Possess w/ Intent to Use/Sell	4 ATTEMPTS	3		1		1		1											1.9
750.157Q	Financial Transaction Device - Illegal Sale/Use	4 ATTEMPTS	4			1	2						1							2.4
750.157U	Financial Transaction Device - Overcharge	4 ATTEMPTS	2		1	1														1.3
750.158	Sodomy	15 ATTEMPTS	1		1															1.0
750.159I1	Criminal Enterprise - Conduct	20 ATTEMPTS	5	1	1			1					1	1						3.4
750.159I2	Criminal Enterprise - Acquire/Maintain	20 ATTEMPTS	67				2	4	2	1	5	2	9	24	11	3	4			8.4
750.159I3	Criminal Enterprise - Racketeering Proceeds	20 ATTEMPTS	3		1		1	1												1.8
750.159I4-A	Criminal Enterprise - Conspiracy	20 ATTEMPTS	2											2						8.0
750.160	Dead Bodies - Disinterment and Mutilation	10 ATTEMPTS	4											3	1					9.9
750.165	Child Support - Fail to Pay	4 ATTEMPTS	9			1			3					5						5.4
750.1744A	Embezzle - Agent or Trustee, \$1K - <\$20K	5 ATTEMPTS	2										2							5.0
750.1745A	Embezzle - Agent or Trustee, \$20K - <\$50K	10 ATTEMPTS	8			4	1	1	1				1							2.3
750.1746	Embezzle - \$50K - <\$100K	15 ATTEMPTS	1		1		4		3											2.2
750.1747	Embezzlement - \$100K or More	15 ATTEMPTS	5			1			1		1			2						2.0
750.174A4A	Embezzlement - From Vulnerable Adult, \$1K - <\$20K	5 ATTEMPTS	11				2	1	2				3	3						8.3
750.174A6A	Embezzlement - From Vulnerable Adult, \$50K - <\$100K	15 ATTEMPTS	20			1	1		1		4	2	2	7	2					4.3
750.174A7A	Embezzlement - From Vulnerable Adult, \$100K or More	20 ATTEMPTS	2																	5.7
			2		1		1													2.8
			1			1														1.4
			3						1		1			1						5.6
			2										1	1						6.3

NOTE: Be sure to check for related offense codes when examining a particular type of crime. They may or may not be in sequential order or even on the same page.

C1 2021 Total Prisoner Population by Minimum Term Distribution — All Offenses

Page 9 of 22

C - 22

GRAND TOTALS			TOTAL*	.5	1	1.5	2	2.5	3	3.5	4	4.5	5	10	15	20	25	>25	LIFE	AVG
VIOLATIONS			32,186	25	375	1,293	2,453	970	1,623	573	1,150	475	1,714	5,953	3,475	2,431	2,179	2,815	4,678	12.0
ATTEMPTS			31,903	24	355	1,223	2,371	939	1,602	556	1,140	474	1,707	5,943	3,469	2,430	2,178	2,815	4,677	12.1
Max. Penalty			279	1	20	70	82	31	21	17	10	1	7	10	6	1	1		1	2.7
Compiled Laws	Offense	Max. Penalty																		
750.175	Embezzle - Public Official, Over \$50	10 ATTEMPTS	1			1														1.3
750.1952	Escape - From Felony Jail Sentence	4 ATTEMPTS	2				1				1									3.0
750.1972	Escape - Awaiting Trial for Felony	4 ATTEMPTS	2				1		1											2.5
750.197C	Escape - From Jail Through Violence or Assault Prison Employee	4 ATTEMPTS	97 2		1	7 2	20	15	18	9	11		7	7		1			1	6.6 4.5
750.199A	Bond - Abscond or Forfeit	4 ATTEMPTS	10		2	2	3	1	1		1									2.0
750.200I1A	Harmful Devices - Unlawful Possession/Use	15 ATTEMPTS	1		1															1.0
750.200I1D	Harmful Devices - Unlawful Possession/Use, Cause Serious Injury	LIFE ATTEMPTS	1														1			22.0
750.200L	Harmful Substance/Device - Person Falsely Exposed	5 ATTEMPTS	3			1	1				1									2.4
750.2042A	Explosives - Send w/ Intent Injure/ Destroy	15 ATTEMPTS	1															1		40.0
750.2042B	Explosives - Send w/ Intent Injure/ Destroy, Cause Prop. Damage	20 ATTEMPTS	1											1						10.0
750.207	Explosives - Place Near Property	LIFE ATTEMPTS	1																1	
750.2072A	Explosives - Place Near Property	15 ATTEMPTS	1						1											3.0
750.2072B	Explosives - Place Near Property Cause Property Damage	20 ATTEMPTS	1												1					12.0
750.2091A	Explosives - Place w/ Intent to Injure	15 ATTEMPTS	1						1											3.0
750.2091B	Explosives - Place w/ Intent to Injure, Cause Prop. Damage	20 ATTEMPTS	2											1	1					12.5
750.209A	Explosives - Possess w/ Intent to Terrorize	10 ATTEMPTS	1			1														1.4
750.2102C	Explosives - Possess Bomb w/ Unlawful Intent, Cause Physical Injury	25 ATTEMPTS	1												1					14.3
750.211A2A	Explosives - Mfg/Possess Explosive/ Other w/ Malicious Intent	15 ATTEMPTS	1				1													2.0

NOTE: Be sure to check for related offense codes when examining a particular type of crime. They may or may not be in sequential order or even on the same page.

C1 2021 Total Prisoner Population by Minimum Term Distribution — All Offenses

Page 10 of 23

C - 23

			TOTAL*	.5	1	1.5	2	2.5	3	3.5	4	4.5	5	10	15	20	25	>25	LIFE	AVG
GRAND TOTALS			32,186	25	375	1,293	2,453	970	1,623	573	1,150	475	1,714	5,953	3,475	2,431	2,179	2,815	4,678	12.0
VIOLATIONS			31,903	24	355	1,223	2,371	939	1,602	556	1,140	474	1,707	5,943	3,469	2,430	2,178	2,815	4,677	12.1
ATTEMPTS			279	1	20	70	82	31	21	17	10	1	7	10	6	1	1		1	2.7
Compiled Laws	Offense	Max. Penalty																		
750.211A2B	Explosives - Mfg/Possess Molotov Cocktail/Other w/ Prop. Damage	20 ATTEMPTS	1													1				20.0
750.211A2C	Explosives - Mfg/Possess Molotov Cocktail/Other w/ Physical Injury	25 ATTEMPTS	1											1						14.0
750.213	Extortion	20 ATTEMPTS	26						2	1			2	13	2	5		1		10.7
750.2184A	False Pretenses - \$1K - <\$20K	5 ATTEMPTS	13			1	3	2	1	1	2		1	1		1				4.6
750.2185A	False Pretenses - \$20K or More	10 ATTEMPTS	4				2				1		1							3.1
750.2185B	False Pretenses - \$1K - <\$20K - 3rd+ Offense	10 ATTEMPTS	1				1													2.0
750.2186A	False Pretenses - \$5K - <\$100K	15 ATTEMPTS	7 1			1			3	1			1	1		1				5.9 1.4
750.21871A	False Pretenses - \$100,000 or More	20 ATTEMPTS	2											2						8.0
750.2241-A	Weapons - Dangerous Weapon - Misc.	5 ATTEMPTS	5			3	1				1									2.0
750.224A	Weapons - Taser, Possession or Sale Taser	4 ATTEMPTS	1					1												2.3
750.224F	Weapons - Firearms, Possession by Felon	5 ATTEMPTS	232 1		11	21	55 1	36	40	11	18		9	20	7	1	2		1	3.5 2.0
750.224F6	Weapons - Ammunition - Possession by Felon	5 ATTEMPTS	48		2	9	11	5	9	3	3		2	2	1	1				3.2
750.226	Weapons - Dangerous Weapon, Carry w/ Unlawful Intent	5 ATTEMPTS	12			2	1	2	3		1		1		1				1	3.5
750.227	Weapons - Carry Concealed	5 ATTEMPTS	165 2	2 1	28	33 1	33	20	23	4	8		5	9						2.4 .9
750.227B-A	Weapons - Felony Firearm	2 ATTEMPTS	388				386						1	1						2.0
750.227B-A1	Weapons - Felony Firearm - Pneumatic Gun	2 ATTEMPTS	3				3													2.0
750.227B-B	Weapons - Felony Firearm - 2nd Offense	5 ATTEMPTS	191										191							5.0
750.227B-C	Weapons - Felony Firearm - 3rd Offense	10 ATTEMPTS	44											44						10.0

NOTE: Be sure to check for related offense codes when examining a particular type of crime. They may or may not be in sequential order or even on the same page.

C1 2021 Total Prisoner Population by Minimum Term Distribution — All Offenses

Page 11 of 23

C - 24

GRAND TOTALS			TOTAL*	.5	1	1.5	2	2.5	3	3.5	4	4.5	5	10	15	20	25	>25	LIFE	AVG
VIOLATIONS			32,186	25	375	1,293	2,453	970	1,623	573	1,150	475	1,714	5,953	3,475	2,431	2,179	2,815	4,678	12.0
ATTEMPTS			31,903	24	355	1,223	2,371	939	1,602	556	1,140	474	1,707	5,943	3,469	2,430	2,178	2,815	4,677	12.1
Max. Penalty			279	1	20	70	82	31	21	17	10	1	7	10	6	1	1		1	2.7
Compiled Laws	Offense	Max. Penalty																		
750.234	Weapons - Firearms, Discharge/ Aim w/o Malice and Injury	1 ATTEMPTS	1										1							5.0
750.234A	Weapons - Firearms, Discharge from Vehicle	4 ATTEMPTS	15				5		2	2	2		1	3						3.7
750.234A1D	Weapons - Firearms, Discharge from Vehicle Causing Death	LIFE ATTEMPTS	4										1				1	1	1	17.8
750.234B	Weapons - Firearms, Discharge in/at Bldg.	4 ATTEMPTS	80			2	6	7	13	3	12	3	7	22	4		1			19.8
750.2374	Weapons - Firearms, Discharge OUIL Cause Death	15 ATTEMPTS	2											1				1		20.7
750.248	Forgery	14 ATTEMPTS	13			2	2	1	3		1		2		1	1				5.2
			1				1													1.8
750.248B	Forgery of a Document Affecting Real Property	14 ATTEMPTS	2								1	1								4.2
750.249	Utter & Publish	14 ATTEMPTS	61		3	14	12	8	11	2	7		1	3						2.6
			1			1														1.1
750.253	Utter & Publish - Counterfeit Bills/Notes	5 ATTEMPTS	6		1	2	1	1					1							2.2
750.254	Utter & Publish - Possess Counterfeit Bank/State/Bills	5 ATTEMPTS	1						1											3.0
750.280	Fraud - Common Law	10 ATTEMPTS	1				1													2.0
750.316	Homicide	LIFE ATTEMPTS	1,117														2	11	1,104	34.5
			1																1	
750.316-A	Homicide - Murder 1st Degree, Premeditated	LIFE ATTEMPTS	1,387														2	42	1,343	34.6
750.316-AJ	Murder - 1st Degree - Premeditated - Juvenile Defendant	LIFE ATTEMPTS	3															3		40.0
750.316-B	Homicide - Felony Murder	LIFE ATTEMPTS	1,051														8	45	998	32.2
750.316-BJ	Homicide - Felony Murder - Juvenile Defendant	LIFE ATTEMPTS	2															2		36.8
750.316-C	Homicide - Open Murder, Statutory Short Form	LIFE ATTEMPTS	306													1	3	12	290	34.3
750.316-D	Homicide - Murder of Peace/ Corrections Officer	LIFE ATTEMPTS	3																3	

NOTE: Be sure to check for related offense codes when examining a particular type of crime. They may or may not be in sequential order or even on the same page.

C1 2021 Total Prisoner Population by Minimum Term Distribution — All Offenses

Page 12 of 23

C - 25

GRAND TOTALS			TOTAL*	.5	1	1.5	2	2.5	3	3.5	4	4.5	5	10	15	20	25	>25	LIFE	AVG
VIOLATIONS			32,186	25	375	1,293	2,453	970	1,623	573	1,150	475	1,714	5,953	3,475	2,431	2,179	2,815	4,678	12.0
ATTEMPTS			31,903	24	355	1,223	2,371	939	1,602	556	1,140	474	1,707	5,943	3,469	2,430	2,178	2,815	4,677	12.1
Max. Penalty			279	1	20	70	82	31	21	17	10	1	7	10	6	1	1		1	2.7
Compiled Laws	Offense	Max. Penalty																		
750.317	Homicide - Murder 2nd Degree	LIFE ATTEMPTS	3,608										1	106	370	727	688	1,290	426	27.2
750.317A	Deliver Controlled Substance Cause Death	LIFE ATTEMPTS	53						1			1	1	15	18	10	3	3	1	14.3
750.321	Homicide - Manslaughter	15 ATTEMPTS	57					2	2	2	3		7	29	3	5	1	3		10.6
750.321-A	Homicide - Manslaughter, Statutory Short Form	15 ATTEMPTS	122			1	1	1	2	2	6	3	14	65	17	7	1	2		9.2
750.321-C	Homicide - Manslaughter, Involuntary	15 ATTEMPTS	100		1		6	1	4	2	1	4	17	41	10	4	6	1	2	8.7
750.321-E	Homicide - Manslaughter w/ Motor Vehicle	15 ATTEMPTS	3				2						1							3.0
750.322	Homicide - Willful Killing of Unborn Child	15 ATTEMPTS	8								1	1	1	3	1	1				7.9
750.329	Homicide - Willful Killing of Unborn Child	15 ATTEMPTS	1																1	
750.329	Homicide - Manslaughter, Death w/ Weapon, Aim w/o Malice	15 ATTEMPTS	12					1			2		2	7						5.4
750.335A	Indecent Exposure (Sexually Delinquent Person)	MISD ATTEMPTS	4	3														1		7.5
750.335A2B	Aggravated Indecent Exposure	2 ATTEMPTS	18		1	4	1		5		3		1	3						3.5
750.335A2C	Indecent Exposure by Sexually Delinquent Person	LIFE ATTEMPTS	51	8	1		4		1	1	1	2	2	15	11	1	3	1		8.6
750.338B	Gross Indecency Between Male & Female, Commit/Procure	5 ATTEMPTS	5			1	2		1									1		10.7
750.349	Kidnapping	LIFE ATTEMPTS	128										1	10	26	26	12	24	29	44.9
750.349A	Prisoner Taking Hostage	LIFE ATTEMPTS	2																2	
750.349B	Unlawful Imprisonment	15 ATTEMPTS	134				3	1	7	1	3	5	20	46	26	15	3	3	1	10.2
750.350	Kidnapping - Child Enticement	LIFE ATTEMPTS	2			1		1												2.0
750.350	Kidnapping - Child Enticement	LIFE ATTEMPTS	19									1		3	4	5	1	3	2	19.4
750.3562A	Larceny - \$20K or More	10 ATTEMPTS	13			2	3	1	2	2	2			1						2.9
750.3563A	Larceny - \$1K - <\$20K	5 ATTEMPTS	25		1	5	6	5	5		2			1						2.4

NOTE: Be sure to check for related offense codes when examining a particular type of crime. They may or may not be in sequential order or even on the same page.

C1 2021 Total Prisoner Population by Minimum Term Distribution — All Offenses

Page 13 of 23

C - 26

GRAND TOTALS			TOTAL*	.5	1	1.5	2	2.5	3	3.5	4	4.5	5	10	15	20	25	>25	LIFE	AVG
VIOLATIONS			32,186	25	375	1,293	2,453	970	1,623	573	1,150	475	1,714	5,953	3,475	2,431	2,179	2,815	4,678	12.0
ATTEMPTS			31,903	24	355	1,223	2,371	939	1,602	556	1,140	474	1,707	5,943	3,469	2,430	2,178	2,815	4,677	12.1
Max. Penalty			279	1	20	70	82	31	21	17	10	1	7	10	6	1	1		1	2.7
Compiled Laws	Offense	Max. Penalty																		
750.3563B	Larceny - \$200 - <\$1K - 2nd+ Offense	5 ATTEMPTS	1						1											2.8
750.356A	Larceny - From Motor Vehicle	10 ATTEMPTS	1			1														1.3
750.356A1	Larceny - From Motor Vehicle	5 ATTEMPTS	16		1	5	6	1	3											1.9
			2			1	1		1											2.3
750.356A2C1	Breaking & Entering - Vehicle/Semi-Trailer/House Trailer, \$1K - <\$20K	5 ATTEMPTS	4				2		1				1							2.9
750.356A2D2	Breaking & Entering - Vehicle Semi-Trailer/House Trailer, \$1K - <\$20K - 2nd+ Offs	10 ATTEMPTS	1								1									4.0
750.356A3	Breaking & Entering - Vehicle Semi-Trailer/House Trailer, w/ Damage	5 ATTEMPTS	15			4	3	2	3		3									2.5
			1		1															1.0
750.356C	Retail Fraud - 1st Degree	5 ATTEMPTS	181		15	49	59	12	16	4	19	1	2	4						2.2
750.357	Larceny from Person	10 ATTEMPTS	95		3	9	20	17	9	6	8	1	4	17	1					3.5
			9		3	2	3	1												1.6
750.357B	Weapons - Firearms - Larceny	5 ATTEMPTS	11			3	4	1	2	1										2.2
			1			1														1.0
750.360	Larceny in Building	4 ATTEMPTS	52		5	15	17	7	4		2		1	1						2.0
750.3622A	Larceny by Conversion, \$20K or More	10 ATTEMPTS	1											1						6.0
750.3623A	Larceny by Conversion, \$1K - <\$20K	5 ATTEMPTS	4		1		3													1.7
750.362A	Fail to Return Rented Property Over \$100 (obsolete)	10 ATTEMPTS	1											1						10.0
750.362A2A	Fail to Return Rented Property, \$20K or More	10 ATTEMPTS	1			1														1.3
750.377A1A1	Malicious Destruction Pers. Prop., \$20K Or More	10 ATTEMPTS	1					1												2.4
750.377A1B1	Malicious Destruction Pers. Prop., \$1K - <\$20K	5 ATTEMPTS	14			3	5		1	2	1	1	1							2.6
			1			1	1													1.8
750.377B	Malicious Destruction Fire/Police Property	4 ATTEMPTS	26	1	1	10	7	2	4		1									1.8
750.3802A	Malicious Destruction of Bldg., \$20K or More	10 ATTEMPTS	3				3													2.0

NOTE: Be sure to check for related offense codes when examining a particular type of crime. They may or may not be in sequential order or even on the same page.

C1 2021 Total Prisoner Population by Minimum Term Distribution — All Offenses

Page 14 of 23

C - 27

GRAND TOTALS			TOTAL*	.5	1	1.5	2	2.5	3	3.5	4	4.5	5	10	15	20	25	>25	LIFE	AVG
VIOLATIONS			32,186	25	375	1,293	2,453	970	1,623	573	1,150	475	1,714	5,953	3,475	2,431	2,179	2,815	4,678	12.0
ATTEMPTS			31,903	24	355	1,223	2,371	939	1,602	556	1,140	474	1,707	5,943	3,469	2,430	2,178	2,815	4,677	12.1
Max. Penalty			279	1	20	70	82	31	21	17	10	1	7	10	6	1	1		1	2.7
Compiled Laws	Offense	Max. Penalty																		
750.3803A	Malicious Destruction of Bldg., \$1K - <\$20K	5 ATTEMPTS	3		1	1					1									2.1
750.383A	Malicious Destruction of Prop., Utility Prop.	4 ATTEMPTS	2			1	1													1.7
750.397	Mayhem	10 ATTEMPTS	1										1							5.0
750.411A1B	False Report of Felony	4 ATTEMPTS	11			5	3		3											1.9
750.411H2B	Stalking a Minor	5 ATTEMPTS	3					1	1					1						5.2
750.411i	Stalking - Aggravated	5 ATTEMPTS	93		6	17	31	11	5	3	5		3	3	4	3		2		3.9
750.411i2B	Stalking a Minor - Aggravated	10 ATTEMPTS	2										1	1						7.0
750.411S2A	Unlawful Posting Message	2 ATTEMPTS	1						1											2.7
750.411U	Gang Membership - Assoc/Member Commit/Attempt Felony	20 ATTEMPTS	6							1	2			3						5.4
750.413	Motor Vehicle - Unlawful Drive Away	5 ATTEMPTS	106		5	24	31	15	13	3	12		1	2						2.4
750.414	Motor Vehicle - Unlawful Use	2 ATTEMPTS	1				1													2.0
750.422	Perjury - Court Proceeding	LIFE ATTEMPTS	9			5	2	2												1.8
750.422-B	Perjury - Court Proceeding	15 ATTEMPTS	1														1			30.0
750.4362A	Poisoning - Food/Drink/Medicine/ Water	15 ATTEMPTS	4				1	1					1	1						4.1
750.452	Prostitution - Keeping House of	5 ATTEMPTS	1				1													1.9
750.455	Prostitution - Pandering	20 ATTEMPTS	1								1									4.0
750.457	Prostitution - Accept Earnings	20 ATTEMPTS	4		1								1				1			5.0
750.459	Prostitution - Transport Female (perhaps compel)	20 ATTEMPTS	3						1				1	1						18.5
			7				1	1						1	3	1				4.7
																				10.6

NOTE: Be sure to check for related offense codes when examining a particular type of crime. They may or may not be in sequential order or even on the same page.

C1 2021 Total Prisoner Population by Minimum Term Distribution — All Offenses

Page 15 of 23

C - 28

GRAND TOTALS			TOTAL*	.5	1	1.5	2	2.5	3	3.5	4	4.5	5	10	15	20	25	>25	LIFE	AVG
VIOLATIONS			32,186	25	375	1,293	2,453	970	1,623	573	1,150	475	1,714	5,953	3,475	2,431	2,179	2,815	4,678	12.0
ATTEMPTS			31,903	24	355	1,223	2,371	939	1,602	556	1,140	474	1,707	5,943	3,469	2,430	2,178	2,815	4,677	12.1
Max. Penalty			279	1	20	70	82	31	21	17	10	1	7	10	6	1	1		1	2.7
Compiled Laws	Offense	Max. Penalty																		
750.462B1	Human Trafficking - Threats of Physical Harm	10 ATTEMPTS	4								1		2	1						5.2
750.462B2	Human Trafficking-Forced Labor Resulting in Injury/Commercial Sexual Activity	15 ATTEMPTS	5						1		3		1							4.0
750.462B4	Human Trafficking - Forced Labor w/Kidnapping, CSC, or Death	LIFE ATTEMPTS	1											1						5.5
750.462DB4	Human Trafficking Enterprise Involving Kidnapping, CSC, or Death	LIFE ATTEMPTS	2											1	1					10.0
750.462EA	Human Trafficking - Minor for Commercial Sexual Activity	20 ATTEMPTS	6				1				1		2	1		1				6.6
750.462G	Human Trafficking - Recruit Minor, Sexually Abusive Activity	20 ATTEMPTS	1														1			25.0
750.462I	Human Trafficking - Kidnap, CSC or Attempt to Kill	LIFE ATTEMPTS	2											1				1		21.1
750.479-B	Police Officer/Public Officer - Resist/Obstruct	2 ATTEMPTS	1								1									4.0
750.4792	Public Officer - Assault/Obstruct	2 ATTEMPTS	1						1											3.0
750.479A2	Police Officer - Flee (Penal Code) 4th Degree	2 ATTEMPTS	3			1	1				1									2.4
750.479A3	Police Officer - Flee (Penal Code) 3rd Degree	5 ATTEMPTS	49		5	4	18	7	6	3	2		2		1		1			2.9
750.479A4-A	Police Officer - Flee (Penal Code) - 2nd Offense	10 ATTEMPTS	15						3		1	1	2	6	1	1				13.6
750.479A5-A	Police Officer - Flee (Penal Code) 1st Degree	15 ATTEMPTS	3											1		2				15.6
750.479B1	Peace Officer - Disarming - Non-Firearm	4 ATTEMPTS	3				1	1			1									2.8
750.479B2	Peace Officer - Disarming - Firearm	10 ATTEMPTS	1 4						1											3.0 8.7
750.483A2B	Interfere w/ Crime Report Threat to Kill/Injure	10 ATTEMPTS	11				3	2		1	1		2	2						4.0
750.483A4B	Interfere w/ Police Investigation Threat to Kill/Injure	10 ATTEMPTS	1 1			1					1									3.9 1.2
750.483A6A	Tamper w/ Evidence	4 ATTEMPTS	2			1	1													1.5

NOTE: Be sure to check for related offense codes when examining a particular type of crime. They may or may not be in sequential order or even on the same page.

C1 2021 Total Prisoner Population by Minimum Term Distribution — All Offenses

Page 16 of 23

C - 29

			TOTAL*	.5	1	1.5	2	2.5	3	3.5	4	4.5	5	10	15	20	25	>25	LIFE	AVG
GRAND TOTALS			32,186	25	375	1,293	2,453	970	1,623	573	1,150	475	1,714	5,953	3,475	2,431	2,179	2,815	4,678	12.0
VIOLATIONS			31,903	24	355	1,223	2,371	939	1,602	556	1,140	474	1,707	5,943	3,469	2,430	2,178	2,815	4,677	12.1
ATTEMPTS			279	1	20	70	82	31	21	17	10	1	7	10	6	1	1		1	2.7
Compiled Laws	Offense	Max. Penalty																		
750.483A6B	Tamper w/ Evidence - Criminal Case Max >10 yr Term	10 ATTEMPTS	6					1	2		1		1	1						4.3
750.505	Common Law Offenses	5 ATTEMPTS	1														1			40.0
750.505-A	Obstruction of Justice	5 ATTEMPTS	4			1							1	1	1					7.0
750.505-B	Accessory After the Fact to Felony	5 ATTEMPTS	9			2	3	1	1	2										2.3
750.50B	Animals - Kill/Torture	4 ATTEMPTS	7		2	2	1	1	1											3.5
750.50B4	Animals - Kill/Torture - Second Degree	7 ATTEMPTS	2					1	1											2.5
750.520	Rape	LIFE ATTEMPTS	6																6	
750.520B	CSC - 1st Degree - Multiple Variables	LIFE ATTEMPTS	892				3	1	2		4		5	84	188	151	112	225	117	23.5
750.520B1A	CSC - 1st Degree - Person Under 13	LIFE ATTEMPTS	852				2	2	5	1	2	6	10	102	197	162	174	125	64	19.7
750.520B1B	CSC - 1st Degree - Relationship	LIFE ATTEMPTS	523				1		3	2	3	2	11	90	175	116	45	66	9	17.2
750.520B1C	CSC - 1st Degree - During Felony	LIFE ATTEMPTS	198											19	46	33	19	67	14	24.4
750.520B1D	CSC - 1st Degree - Accomplices	LIFE ATTEMPTS	40											6	2	8	7	12	5	24.6
750.520B1E	CSC - 1st Degree - Weapon Used	LIFE ATTEMPTS	152								1	1		7	14	22	20	61	26	27.9
750.520B1F	CSC - 1st Degree - Personal Injury	LIFE ATTEMPTS	240				1				1	1	1	26	48	44	45	58	15	22.6
750.520B1G	CSC - 1st Degree - Injury to Incapacitated Victim	LIFE ATTEMPTS	7						1					2	2		1	1		16.4
750.520B1H	CSC - 1st Degree - Mentally Disabled Relationship	LIFE ATTEMPTS	19								1	1	3	2	4	5		3		14.9
750.520B2B	CSC - 1st Degree - Person <13, Defendant 17+ yrs.	LIFE ATTEMPTS	614					2			1		1	10	22	16	445	105	12	25.9
750.520B2C	CSC - 1st Degree - Person <13, Defendant 17+ yrs - 2nd Offense	LIFE ATTEMPTS	16														1	1	14	55.0

NOTE: Be sure to check for related offense codes when examining a particular type of crime. They may or may not be in sequential order or even on the same page.

C1 2021 Total Prisoner Population by Minimum Term Distribution — All Offenses

Page 17 of 23

C - 30

GRAND TOTALS			TOTAL*	.5	1	1.5	2	2.5	3	3.5	4	4.5	5	10	15	20	25	>25	LIFE	AVG
VIOLATIONS			32,186	25	375	1,293	2,453	970	1,623	573	1,150	475	1,714	5,953	3,475	2,431	2,179	2,815	4,678	12.0
ATTEMPTS			31,903	24	355	1,223	2,371	939	1,602	556	1,140	474	1,707	5,943	3,469	2,430	2,178	2,815	4,677	12.1
Max. Penalty			279	1	20	70	82	31	21	17	10	1	7	10	6	1	1		1	2.7
Compiled Laws	Offense	Max. Penalty																		
750.520C	CSC - 2nd Degree - Multiple Variables	15 ATTEMPTS	98			2	6	5	5	1	8	1	16	36	9	1	4	3	1	8.0
			1			1														1.5
750.520C1A	CSC - 2nd Degree - Person Under 13	15 ATTEMPTS	217		1	8	13	10	15	3	15	5	25	82	20	12	3	5		8.0
			5			2	2	2					1							3.7
750.520C1B	CSC - 2nd Degree - Relationship	15 ATTEMPTS	75			2	3	3	3	2	5	5	12	29	5	3	2	1		7.6
750.520C1C	CSC - 2nd Degree - During Felony	15 ATTEMPTS	23		1		1	1	2			3	2	10	2			1		7.6
			1				1													2.0
750.520C1D	CSC - 2nd Degree - Accomplices	15 ATTEMPTS	3				1							2						4.6
750.520C1E	CSC - 2nd Degree - Weapon Used	15 ATTEMPTS	5												1	2		2		28.2
750.520C1F	CSC - 2nd Degree - Personal Injury	15 ATTEMPTS	46			2	4	1	6	1	4	2	3	16	2	2		2	1	7.1
			3			1	1			1										2.2
750.520C1G	CSC - 2nd Degree - Injury to Incapacitated Victim	15 ATTEMPTS	5				2		1					1			1			7.6
750.520C1H	CSC - 2nd Degree - Mentally Disabled Relationship	15 ATTEMPTS	10				2	1		1			2	4						5.0
750.520C1K	CSC - 2nd Degree - County Prisoner	15 ATTEMPTS	1											1						7.2
750.520C2B	CSC - 2nd Degree - Person <13, Defendant 17+ yrs.	15 ATTEMPTS	321		3	7	14	9	28	14	14	6	42	136	25	11	6	5	1	7.7
			14			4	6	1	2		1									2.1
750.520D	CSC - 3rd Degree - Multiple Variables	15 ATTEMPTS	201		1	2	1	8	11	2	13	5	25	90	27	9	1	5	1	17.4
			2						1			1								3.7
750.520D1A	CSC - 3rd Degree - Person 13-15	15 ATTEMPTS	654		1	14	46	13	41	12	42	20	83	291	54	25	7	4	1	14.7
			19			5	5	3	2	3			1							2.3
750.520D1B	CSC - 3rd Degree - Force/Coercion	15 ATTEMPTS	328			7	9	6	9	4	21	6	41	149	33	21	12	10		9.5
			2				1		1											2.4
750.520D1C	CSC - 3rd Degree - Incapacitated Victim	15 ATTEMPTS	80		1	1	7	3	7	1	6	1	8	32	7	3	2	1		7.3
750.520D1D	CSC - 3rd Degree - Incest	15 ATTEMPTS	80						2	2	2	1	10	50	9	2	2			17.5
			1					1												2.4
750.520D1E	CSC - 3rd Degree - Student	15 ATTEMPTS	4									1	1	2						6.6
750.520E	CSC - 4th Degree - Multiple Variables	2 ATTEMPTS	4			1			2		1									2.7

NOTE: Be sure to check for related offense codes when examining a particular type of crime. They may or may not be in sequential order or even on the same page.

C1 2021 Total Prisoner Population by Minimum Term Distribution — All Offenses

Page 18 of 23

C - 31

GRAND TOTALS			TOTAL*	.5	1	1.5	2	2.5	3	3.5	4	4.5	5	10	15	20	25	>25	LIFE	AVG
VIOLATIONS			32,186	25	375	1,293	2,453	970	1,623	573	1,150	475	1,714	5,953	3,475	2,431	2,179	2,815	4,678	12.0
ATTEMPTS			31,903	24	355	1,223	2,371	939	1,602	556	1,140	474	1,707	5,943	3,469	2,430	2,178	2,815	4,677	12.1
Max. Penalty			279	1	20	70	82	31	21	17	10	1	7	10	6	1	1		1	2.7
Compiled Laws	Offense	Max. Penalty																		
750.520E1A	CSC - 4th Degree - Force/Coercion	2 ATTEMPTS	21		5	7	2	2	3				1	1						2.2
			1		1															1.0
750.520E1A-A	CSC - 4th Degree - Victim 13-16	2 ATTEMPTS	13			6	3			1	2		1							4.5
750.520E1B	CSC - 4th Degree - Incapacitated Victim	2 ATTEMPTS	2			1					1									2.6
750.520F	CSC - 2nd+ Offense	LIFE ATTEMPTS	2										1		1					10.0
750.520G1	CSC - Assault w/ Intent to Commit Sexual Penetration	10 ATTEMPTS	167		3	14	18	10	20	9	11	2	24	40	5	3	5	2	1	5.7
			3			3														1.4
750.520G2	CSC - 2nd Degree Assault	5 ATTEMPTS	46	1	3	11	10	4	4	7	1		2	2					1	2.4
750.529	Robbery - Armed	LIFE ATTEMPTS	3,072		1	3	23	21	43	45	61	75	142	973	802	380	227	232	44	13.5
			7			3	1		1						1	1				5.9
750.529-A	Robbery - Armed - Serious Injury	LIFE ATTEMPTS	32											19	5	2	3	3		12.8
750.529A	Carjacking	LIFE ATTEMPTS	496				4	5	19	11	19	14	17	189	125	46	19	27	1	11.5
			1							1										3.2
750.530	Robbery - Unarmed	15 ATTEMPTS	583	1	10	20	80	44	82	24	56	20	64	136	32	7	2	4	1	5.1
			7		2	1	1		1						2					4.9
750.531	Bank Robbery/Safe Breaking	LIFE ATTEMPTS	4								1					1			2	11.1
750.531-A	Bank Robbery	LIFE ATTEMPTS	75		1	3	4	3	5	3	3	1	11	17	9	6	3	6		10.0
750.531B	Safe Breaking	LIFE ATTEMPTS	57				4	1	3	1	6	3	5	22	3	7		2		8.6
750.532	Seduction	5 ATTEMPTS	1				1													2.0
750.535	Stolen Prop. - Receive & Conceal (Obsolete)	10 ATTEMPTS	1			1														1.5
750.535-A	Stolen Prop. - Receive & Conceal, >\$100 (Obsolete)	5 ATTEMPTS	2												1				1	12.0
750.5352A	Stolen Prop. - Receive & Conceal, \$20K or More	10 ATTEMPTS	7		1		2	1	1	1			1							2.7
			1					1												2.3
750.5352B	Stolen Prop. - Receive & Conceal, \$1K - <\$20K - 3rd+ Offense	10 ATTEMPTS	1											1						6.0

NOTE: Be sure to check for related offense codes when examining a particular type of crime. They may or may not be in sequential order or even on the same page.

C1 2021 Total Prisoner Population by Minimum Term Distribution — All Offenses

Page 19 of 23

C - 32

GRAND TOTALS			TOTAL*	.5	1	1.5	2	2.5	3	3.5	4	4.5	5	10	15	20	25	>25	LIFE	AVG
VIOLATIONS			32,186	25	375	1,293	2,453	970	1,623	573	1,150	475	1,714	5,953	3,475	2,431	2,179	2,815	4,678	12.0
ATTEMPTS			31,903	24	355	1,223	2,371	939	1,602	556	1,140	474	1,707	5,943	3,469	2,430	2,178	2,815	4,677	12.1
Max. Penalty			279	1	20	70	82	31	21	17	10	1	7	10	6	1	1		1	2.7
Compiled Laws	Offense	Max. Penalty																		
750.5353A	Stolen Prop. - Receive & Conceal, \$1K - <\$20K	5 ATTEMPTS	41		5	4	16	9	1	3			1	2						2.4
			2			1		1												1.9
750.5353B	Stolen Prop. - Receive & Conceal, \$200 - <\$1K - 2nd+ Offense	5 ATTEMPTS	3						1		2									3.6
750.5357	Stolen Prop. - Receive & Conceal, Motor Vehicle	5 ATTEMPTS	54		3	16	25		4	1	2		1	2						2.1
750.5358	Stolen Prop. - Receive & Conceal, Motor Vehicle - Second Offense	10 ATTEMPTS	8			2	1	2	1	1			1							2.7
750.535A2	Motor Vehicles - Operate Chop Shop	10 ATTEMPTS	3		1			1		1										2.3
750.535B	Weapons - Firearms, Receive & Conceal	10 ATTEMPTS	23			6	10	3	1	2			1							2.2
750.539J2A2	Surveil Unclothed Person - 2nd Offense	5 ATTEMPTS	1										1							5.0
750.539J2B	Capture/Distribute Image of Unclothed Person	5 ATTEMPTS	11		1	1	3	3	2		1									2.3
750.5405A	Interfere w/ Electronic Communications	2 ATTEMPTS	3			2	1													1.3
750.5405B	Interfere w/ Electronic Communications, Injury/Death	4 ATTEMPTS	4		1	1	1		1											1.8
750.543F-A	Terrorism	LIFE ATTEMPTS	1													1				16.0
750.543M	Terrorism - False Report or Threat	20 ATTEMPTS	19			1		2	3	1	3		2	4	2	1				6.3
			4				1		1	2										2.9
750.543P	Terrorism - Use of Internet/ Telecomm. to Commit	20 ATTEMPTS	2										1	1						5.8
750.552c	Trespass Upon Key Facility	4 ATTEMPTS	1								1									3.8
750.72	Arson - Dwelling House/ Curtilage	20 ATTEMPTS	24					1		1	1			11	7	1	1		1	9.9
750.72-A	Arson - Dwelling House	20 ATTEMPTS	21		1	1	1					1	1	6	6	4				10.3
750.73	Arson - Real Property	10 ATTEMPTS	7				3	1			1				1				1	3.9
750.731	Arson - Second Degree	20 ATTEMPTS	62			1	1	3	1	1	4	4	8	30	7	2				13.8
			2			1				1										2.3

NOTE: Be sure to check for related offense codes when examining a particular type of crime. They may or may not be in sequential order or even on the same page.

C1 2021 Total Prisoner Population by Minimum Term Distribution — All Offenses

Page 20 of 23

C - 33

GRAND TOTALS			TOTAL*	.5	1	1.5	2	2.5	3	3.5	4	4.5	5	10	15	20	25	>25	LIFE	AVG
VIOLATIONS			32,186	25	375	1,293	2,453	970	1,623	573	1,150	475	1,714	5,953	3,475	2,431	2,179	2,815	4,678	12.0
ATTEMPTS			31,903	24	355	1,223	2,371	939	1,602	556	1,140	474	1,707	5,943	3,469	2,430	2,178	2,815	4,677	12.1
Max. Penalty			279	1	20	70	82	31	21	17	10	1	7	10	6	1	1		1	2.7
Compiled Laws	Offense	Max. Penalty																		
750.74	Arson - Personal Property, Over \$50	4 ATTEMPTS	18			1	1	1	2	2			3	5		1		2		15.8
			2		1		1													2.8
750.741D1	Arson - Personal Property, \$20K or More	10 ATTEMPTS	1										1							5.0
750.751	Fourth Degree Arson	5 ATTEMPTS	5			1	1		1	1				1						7.9
			1			1														1.4
750.761A	Arson of an Insured Dwelling	LIFE ATTEMPTS	1											1						7.0
750.761B	Arson of Insured Real Property	20 ATTEMPTS	3						1		1			1						4.3
750.771D1	Arson - Preparation to Burn Property, \$20K or More	10 ATTEMPTS	1												1					12.7
750.791C1	Arson - Preparation to Burn Property, \$1K - <\$20K	5 ATTEMPTS	5			1	2	1	1											2.2
750.791C3	Arson - Preparation to Burn Property	5 ATTEMPTS	2				1								1					7.0
750.791D1	Arson - Preparation to Burn Property, \$20K or More	10 ATTEMPTS	2						1				1							4.0
750.791D6	Arson - Preparation to Burn a Building	10 ATTEMPTS	4		1			1			1			1						3.3
750.812	Domestic Violence	MISD ATTEMPTS	1			1														1.5
750.814	Domestic Violence - 3rd Offense	2 ATTEMPTS	314	1	9	58	81	34	56	18	21	2	19	11	3	1				8.3
			6			4	2													1.5
750.81A3	Domestic Violence, Aggravated - 2nd Offense	2 ATTEMPTS	27		4	5	6	2	2	4	2			2						2.4
750.81D1	Police Officer - Assault/Resist/Obstruct	2 ATTEMPTS	131		10	42	38	13	18	1	8		1							2.0
750.81D2	Police Officer - Assault/Resist/Obstruct, Causing Injury	4 ATTEMPTS	26		1	5	10	4		3			2	1						2.5
750.81D3	Police Officer - Assault/Resist/Obstruct, Serious Impairment	15 ATTEMPTS	11						2			1	1	3	1	3				10.1
750.82	Felonious Assault	4 ATTEMPTS	199		16	47	63	23	26	1	10	1	6	6						2.3
			6			3	1	2												1.8
750.83	Assault w/ Intent to Murder	LIFE ATTEMPTS	1,247				2	2	4		9	4	27	265	304	211	124	218	77	18.5
			1													1				25.0

NOTE: Be sure to check for related offense codes when examining a particular type of crime. They may or may not be in sequential order or even on the same page.

C1 2021 Total Prisoner Population by Minimum Term Distribution — All Offenses

Page 21 of 23

C - 34

GRAND TOTALS			TOTAL*	.5	1	1.5	2	2.5	3	3.5	4	4.5	5	10	15	20	25	>25	LIFE	AVG
VIOLATIONS			32,186	25	375	1,293	2,453	970	1,623	573	1,150	475	1,714	5,953	3,475	2,431	2,179	2,815	4,678	12.0
ATTEMPTS			31,903	24	355	1,223	2,371	939	1,602	556	1,140	474	1,707	5,943	3,469	2,430	2,178	2,815	4,677	12.1
Max. Penalty			279	1	20	70	82	31	21	17	10	1	7	10	6	1	1		1	2.7
Compiled Laws	Offense	Max. Penalty																		
750.84	Assault w/ Intent to do Great Bodily Harm Less Than Murder	10 ATTEMPTS	1,020		7	36	82	46	123	42	97	23	137	295	64	10	38	10	10	12.8
750.841B	Assault by Strangulation	10 ATTEMPTS	60		2	13	19	7	7	6	1		2	3						4.9
750.85	Torture	LIFE ATTEMPTS	43				4	2	6	1	3		11	9	2		4	1		7.4
750.86	Assault w/ Intent to Maim	10 ATTEMPTS	9			1	4	1			2			1						2.8
750.87	Assault w/ Intent to Commit Felony	10 ATTEMPTS	71											5	23	22	6	13	2	19.7
750.88	Assault w/ Intent to Rob While Unarmed	15 ATTEMPTS	3				1	1						1						3.5
750.89	Assault w/ Intent to Rob While Armed	LIFE ATTEMPTS	3								1				1			1		22.9
750.90A	Assault - Pregnant Individual, Miscarriage/Stillbirth w/ Intent	LIFE ATTEMPTS	37		3	3	2	2	6		2	2	6	6	4			1		6.0
750.90BA	Assault - Pregnant Individual, Miscarriage/Stillbirth	15 ATTEMPTS	1				1													2.0
750.90DA	Pregnant Individ. - Oper. Under Infl., Miscarriage/Stillbirth	15 ATTEMPTS	327				4	1	9	3	6	5	6	75	101	58	20	28	11	14.6
750.91	Homicide - Attempted Murder	LIFE ATTEMPTS	4												2		1		1	17.1
752.1084	Organized Retail Crime	5 ATTEMPTS	1											1						7.0
752.541	Riot	10 ATTEMPTS	1								1									4.0
752.542	Riot - Inciting	10 ATTEMPTS	17											1	7	4	2	2	1	19.9
752.542A	Prisons - Riots	10 ATTEMPTS	21		2	5	6	3	2		1	1		1						4.5
752.7973C	Computers - Use to Commit Crime Max 2 yrs - <4 yrs	4 ATTEMPTS	1				1													1.9
752.7973D	Computers - Use to Commit Crime Max 4 yrs - <10 yrs	7 ATTEMPTS	1					1												2.4
752.7973E	Computers - Use to Commit Crime Max 10 yrs - <20 yrs	10 ATTEMPTS	3											2	1					10.0
			4			2	2													1.7
			70		2	3	15	5	5	6	7	4	9	13	1					4.0
			2				1							1						4.1

NOTE: Be sure to check for related offense codes when examining a particular type of crime. They may or may not be in sequential order or even on the same page.

C1 2021 Total Prisoner Population by Minimum Term Distribution — All Offenses

Page 22 of 22

C - 35

GRAND TOTALS		
VIOLATIONS		
ATTEMPTS		
Compiled Laws	Offense	Max. Penalty
752.7973F	Computers - Use to Commit Crime	20
	Max 20 yrs or More	ATTEMPTS
752.811A	Breaking & Entering - Coin	3
	Operated Device	ATTEMPTS
767A.91A	Prosecutor's Investigative	15
	Perjury	ATTEMPTS
767A.91B	Prosecutor's Investigative	LIFE
	Subpoena Perjury	ATTEMPTS
769.12	Habitual Offender -	LIFE
	4th Offense	ATTEMPTS
771.3F	Tampering with Electronic	2
	Monitoring Device	ATTEMPTS
800.2813	Prisons - Bring Contraband	5
	Into Prison	ATTEMPTS
800.2814	Prisons - Prisoner Possessing	5
	Contraband	ATTEMPTS
800.2834	Prisons - Prisoner Possessing	5
	Weapon	ATTEMPTS
800.283A	Prisons - Furnish Cellphone	5
	to Prisoner	ATTEMPTS
801.2621A	Jails - Bring Weapon Into	5
		ATTEMPTS
801.2622	Jails - Prisoner Possess	5
	Weapon	ATTEMPTS
801.2632	Jails - Prisoner Possessing	5
	Contraband	ATTEMPTS

TOTAL*	.5	1	1.5	2	2.5	3	3.5	4	4.5	5	10	15	20	25	>25	LIFE	AVG
32,186	25	375	1,293	2,453	970	1,623	573	1,150	475	1,714	5,953	3,475	2,431	2,179	2,815	4,678	12.0
31,903	24	355	1,223	2,371	939	1,602	556	1,140	474	1,707	5,943	3,469	2,430	2,178	2,815	4,677	12.1
279	1	20	70	82	31	21	17	10	1	7	10	6	1	1		1	2.7
17				1				1		1	11	1	2				8.8
1		1															1.0
1						1											3.0
14				1				1	1	3	2	2	3		1		11.8
9																9	
17		1	7	5	3	1											1.8
2			1							1							3.1
6		1	2	1	1	1											1.8
1			1	1													2.0
28		1	7	9	4	3		3		1							2.2
2		1	1														1.1
1				1													2.0
4		1	1								2						3.5
1			1														1.4
10		1	1	5		3											2.0

* Sentences with insufficient information = 4.

NOTES: Be sure to check for related offense codes when examining a particular type of crime. They may or may not be in sequential order or even on the same page.

Largest minimum term is reported for prisoners with multiple offenses.

When minimum terms exceed maximum penalties, that may be due to anomalies in criminal justice practices, habitualized offenses, database errors, etc.

Each minimum term category is rounded up from the preceding category (for example, the ten-year category includes all minimums longer than five years up to exactly ten years).

Minimum term averages are based on raw data (with life sentences excluded from the calculations).

HYTA cases are included in the data.

Source: Offender Management Network Information (OMNI)

C1a 2021 Total Prisoner Population by Minimum Term Distribution — Non-Assaultive Offenses

Page 1 of 8

C - 36

			TOTAL	.5	1	1.5	2	2.5	3	3.5	4	4.5	5	10	15	20	25	>25	LIFE	AVG
GRAND TOTALS			4,073	3	192	530	1,171	345	437	121	280	44	395	444	65	23	7	4	12	3.4
VIOLATIONS			4,011	2	182	514	1,153	336	435	119	279	44	394	442	65	23	7	4	12	3.5
ATTEMPTS			62	1	10	16	18	9	2	2	1		1	2						2.0
Compiled Laws	Offense	Max. Penalty																		
28.2951A-A	State ID Card - Alter/Forge/Use to Commit Felony	10 ATTEMPTS	1										1							4.8
28.729	Sex Offenders - Failure to Register	4 ATTEMPTS	22			4	10	2	5		1									4.3
			2			2														1.4
28.7291B	Sex Offenders - Failure to Register - 2nd Offense	7 ATTEMPTS	7		2		2	1		1	1									2.2
28.7291C	Sex Offenders - Failure to Register - 3rd Offense	10 ATTEMPTS	5			2	1			1			1							2.6
28.7292	Sex Offenders - Failure to Comply w/ Duties	MISD ATTEMPTS	3		1		1							1						3.7
257.257	License Documents/Plates - Forgery	5 ATTEMPTS	2							1	1									3.7
257.3107A	Driver's License - Forge w/ Intent to Commit Crime Max 10 Yrs+	10 ATTEMPTS	1											1						6.0
257.6256D	Operating Vehicle Intoxicated, Contr. Sub. - 3rd Offense	5 ATTEMPTS	433		43	115	127	44	43	11	22	1	13	13	1					4.5
257.6257A2	Operating Vehicle Intoxicated, w/ Occupant <16 - 2nd+ Offense	5 ATTEMPTS	11			1	3	2	2	2			1							5.4
257.9041C	Operate - Allow Suspended/Revoked/ Denied to Operate - 2nd+ Offense	1 ATTEMPTS	1		1															1.0
333.28413	Concealing the Death of an Individual	5 ATTEMPTS	2					1			1									3.1
400.606	Medicaid Fraud - Conspiracy	10 ATTEMPTS	1								1									3.8
445.65	Identity Theft	5 ATTEMPTS	10		1	1	5		1		1			1						2.5
445.65A	Identity Theft - Second Offense	10 ATTEMPTS	1							1										3.2
445.65B	Identity Theft - Third Offense	15 ATTEMPTS	1				1													2.0
445.67	Identity Theft - Obtain/Possess/ Transfer ID w/ Intent	5 ATTEMPTS	1				1													2.0
445.67-B	Personal Identifying Information - Obtain w/ Intent to Commit Identity Theft - 3rd	15 ATTEMPTS	1											1						5.8
750.110	Breaking & Entering - Bldg. w/ Intent	15 ATTEMPTS	291		11	42	50	28	48	13	32	1	22	40	3	1				3.4
			11		3	1	4	2			1									1.9

NOTE: Be sure to check for related offense codes when examining a particular type of crime. They may or may not be in sequential order or even on the same page.

C1a 2021 Total Prisoner Population by Minimum Term Distribution — Non-Assaultive Offenses

Page 2 of 8

C - 37

				TOTAL	.5	1	1.5	2	2.5	3	3.5	4	4.5	5	10	15	20	25	>25	LIFE	AVG
GRAND TOTALS				4,073	3	192	530	1,171	345	437	121	280	44	395	444	65	23	7	4	12	3.4
VIOLATIONS				4,011	2	182	514	1,153	336	435	119	279	44	394	442	65	23	7	4	12	3.5
ATTEMPTS				62	1	10	16	18	9	2	2	1		1	2						2.0
Compiled Laws	Offense		Max. Penalty																		
750.110-B	Breaking & Entering -	15		4								1		1	1		1				8.8
	Occupied Bldg. w/ Intent	ATTEMPTS		1										1	1						7.0
750.110A3	Home Invasion - 2nd Degree	15		712		10	27	91	58	104	26	80	27	80	174	27	6	1	1		4.8
		ATTEMPTS		7			2	1	2					1	1						3.0
750.110A4	Home Invasion - 3rd Degree	5		77		2	11	33	9	13	2	4		2	1						2.3
		ATTEMPTS		1					1												2.5
750.111	Breaking & Entering -	5		9			1	3	1	3	1										2.5
	Entry w/o Breaking, w/ Intent	ATTEMPTS																			
750.116	Burglar's Tools - Possess	10		19		2	3	4	1	3		2	1		1	1	1				4.3
		ATTEMPTS		1		1															1.0
750.1227A	Witness - Bribe/Intimidate/	4		4				2	1						1						3.9
	Interfere	ATTEMPTS																			
750.1313C	Check - Non-Sufficient Funds,	2		3				2							1						4.7
	\$500 or more	ATTEMPTS																			
750.131A1	Check - No Account	2		1					1												2.5
		ATTEMPTS																			
750.147B	Ethnic Intimidation	2		2			1	1													1.6
		ATTEMPTS																			
750.157A	Compounding Offenses	5		1										1							5.0
		ATTEMPTS																			
750.157N1	Financial Transaction Device -	4		22		2	6	8	1	4					1						2.0
	Steal/Retain w/o Consent	ATTEMPTS																			
750.157N2	Financial Transaction Device -	4		3		1	1			1											1.6
	Possess Fraudulent One	ATTEMPTS																			
750.157P	Financial Transaction Device -	4		3		1		1		1											1.9
	Possess w/ Intent to Use/Sell	ATTEMPTS																			
750.157Q	Financial Transaction Device -	4		4			1	2						1							2.4
	Illegal Sale/Use	ATTEMPTS		2		1	1														1.3
750.157U	Financial Transaction Device -	4		1		1															1.0
	Overcharge	ATTEMPTS																			
750.159I1	Criminal Enterprise - Conduct	20		67				2	4	2	1	5	2	9	24	11	3	4			8.4
		ATTEMPTS		3		1		1	1												1.8
750.159I2	Criminal Enterprise -	20		2											2						8.0
	Acquire/Maintain	ATTEMPTS																			
750.159I3	Criminal Enterprise -	20		4											3	1					9.9
	Racketeering Proceeds	ATTEMPTS																			

NOTE: Be sure to check for related offense codes when examining a particular type of crime. They may or may not be in sequential order or even on the same page.

C1a 2021 Total Prisoner Population by Minimum Term Distribution — Non-Assaultive Offenses

Page 3 of 8

C - 38

GRAND TOTALS			TOTAL	.5	1	1.5	2	2.5	3	3.5	4	4.5	5	10	15	20	25	>25	LIFE	AVG
VIOLATIONS			4,073	3	192	530	1,171	345	437	121	280	44	395	444	65	23	7	4	12	3.4
ATTEMPTS			4,011	2	182	514	1,153	336	435	119	279	44	394	442	65	23	7	4	12	3.5
Max. Penalty			62	1	10	16	18	9	2	2	1		1	2						2.0
Compiled Laws	Offense	Max. Penalty																		
750.15914-A	Criminal Enterprise - Conspiracy	20 ATTEMPTS	9			1			3					5						5.4
750.160	Dead Bodies - Disinterment and Mutilation	10 ATTEMPTS	2										2							5.0
750.165	Child Support - Fail to Pay	4 ATTEMPTS	8			4	1	1	1				1							2.3
750.1744A	Embezzle - Agent or Trustee, \$1K - <\$20K	5 ATTEMPTS	8 1		1		4 1		3											2.2 2.0
750.1745A	Embezzle - Agent or Trustee, \$20K - <\$50K	10 ATTEMPTS	5			1			1		1			2						8.3
750.1746	Embezzle - \$50K - <\$100K	15 ATTEMPTS	11				2	1	2				3	3						4.3
750.1747	Embezzlement - \$100K or More	15 ATTEMPTS	20			1	1		1		4	2	2	7	2					5.7
750.174A4A	Embezzlement - From Vulnerable Adult, \$1K - <\$20K	5 ATTEMPTS	2 1		1		1													2.8 1.4
750.174A6A	Embezzlement - From Vulnerable Adult, \$50K - <\$100K	15 ATTEMPTS	3						1		1			1						5.6
750.174A7A	Embezzlement - From Vulnerable Adult, \$100K or More	20 ATTEMPTS	2										1	1						6.3
750.175	Embezzle - Public Official, Over \$50	10 ATTEMPTS	1			1														1.3
750.1952	Escape - From Felony Jail Sentence	4 ATTEMPTS	2				1				1									3.0
750.1972	Escape - Awaiting Trial for Felony	4 ATTEMPTS	2				1		1											2.5
750.199A	Bond - Abscond or Forfeit	4 ATTEMPTS	10		2	2	3	1	1		1									2.0
750.200L	Harmful Substance/Device - Person Falsely Exposed	5 ATTEMPTS	3			1	1				1									2.4
750.2184A	False Pretenses - \$1K - <\$20K	5 ATTEMPTS	13			1	3	2	1	1	2		1	1		1				4.6
750.2185A	False Pretenses - \$20K or More	10 ATTEMPTS	4				2				1		1							3.1
750.2185B	False Pretenses - \$1K - <\$20K - 3rd+ Offense	10 ATTEMPTS	1				1													2.0

NOTE: Be sure to check for related offense codes when examining a particular type of crime. They may or may not be in sequential order or even on the same page.

C1a 2021 Total Prisoner Population by Minimum Term Distribution — Non-Assaultive Offenses

Page 4 of 8

C - 39

			TOTAL	.5	1	1.5	2	2.5	3	3.5	4	4.5	5	10	15	20	25	>25	LIFE	AVG
GRAND TOTALS			4,073	3	192	530	1,171	345	437	121	280	44	395	444	65	23	7	4	12	3.4
VIOLATIONS			4,011	2	182	514	1,153	336	435	119	279	44	394	442	65	23	7	4	12	3.5
ATTEMPTS			62	1	10	16	18	9	2	2	1		1	2						2.0
Compiled Laws	Offense	Max. Penalty																		
750.2186A	False Pretenses - \$5K - <\$100K	15	7						3	1			1	1		1				5.9
	ATTEMPTS																			
750.21871A	False Pretenses - \$100,000 or More	20	1		1									2						1.4
750.2241-A	Weapons - Dangerous Weapon - Misc.	5	2																	8.0
750.224A	Weapons - Taser, Possession or Sale	4	5			3	1				1									2.0
750.224F	Weapons - Firearms, Possession by Felon	5	1					1												2.3
750.224F6	Weapons - Ammunition - Possession by Felon	5	232		11	21	55	36	40	11	18		9	20	7	1	2		1	3.5
750.226	Weapons - Dangerous Weapon, Carry w/ Unlawful Intent	5	1				1													2.0
750.227	Weapons - Carry Concealed	5	48		2	9	11	5	9	3	3		2	2	1	1				3.2
750.227B-A	Weapons - Felony Firearm	2	12			2	1	2	3		1		1		1				1	3.5
750.227B-A1	Weapons - Felony Firearm - Pneumatic Gun	2	165	2	28	33	33	20	23	4	8		5	9						2.4
750.227B-B	Weapons - Felony Firearm - 2nd Offense	5	2	1		1														.9
750.227B-C	Weapons - Felony Firearm - 3rd Offense	10	388				386						1	1						2.0
750.248	Forgery	14	3				3													2.0
750.248B	Forgery of a Document Affecting Real Property	14	191										191							5.0
750.249	Utter & Publish	14	44											44						10.0
750.253	Utter & Publish - Counterfeit Bills/Notes	5	13			2	2	1	3		1		2		1	1				5.2
750.254	Utter & Publish - Possess Counterfeit Bank/State/Bills	5	1				1				1	1								1.8
750.280	Fraud - Common Law	10	2																	4.2
	ATTEMPTS		61		3	14	12	8	11	2	7		1	3						2.6
			1			1														1.1
			6		1	2	1	1					1							2.2
			1						1											3.0
			1				1													2.0

NOTE: Be sure to check for related offense codes when examining a particular type of crime. They may or may not be in sequential order or even on the same page.

C1a 2021 Total Prisoner Population by Minimum Term Distribution — Non-Assaultive Offenses

Page 5 of 8

C - 40

			TOTAL	.5	1	1.5	2	2.5	3	3.5	4	4.5	5	10	15	20	25	>25	LIFE	AVG
GRAND TOTALS			4,073	3	192	530	1,171	345	437	121	280	44	395	444	65	23	7	4	12	3.4
VIOLATIONS			4,011	2	182	514	1,153	336	435	119	279	44	394	442	65	23	7	4	12	3.5
ATTEMPTS			62	1	10	16	18	9	2	2	1		1	2						2.0
Compiled Laws	Offense	Max. Penalty																		
750.3562A	Larceny - \$20K or More	10 ATTEMPTS	13			2	3	1	2	2	2			1						2.9
750.3563A	Larceny - \$1K - <\$20K	5 ATTEMPTS	25		1	5	6	5	5		2			1						2.4
750.3563B	Larceny - \$200 - <\$1K - 2nd+ Offense	5 ATTEMPTS	1						1											2.8
750.356A	Larceny - From Motor Vehicle	10 ATTEMPTS	1			1														1.3
750.356A1	Larceny - From Motor Vehicle	5 ATTEMPTS	16		1	5	6	1	3											1.9
			2			1	1	1												2.3
750.356A2C1	Breaking & Entering - Vehicle/Semi-Trailer/House Trailer, \$1K - <\$20K	5 ATTEMPTS	4				2		1				1							2.9
750.356A2D2	Breaking & Entering - Vehicle Semi-Trailer/House Trailer, \$1K - <\$20K - 2nd+ Offs	10 ATTEMPTS	1								1									4.0
750.356A3	Breaking & Entering - Vehicle Semi-Trailer/House Trailer, w/ Damage	5 ATTEMPTS	15			4	3	2	3		3									2.5
			1		1															1.0
750.356C	Retail Fraud - 1st Degree	5 ATTEMPTS	181		15	49	59	12	16	4	19	1	2	4						2.2
750.357	Larceny from Person	10 ATTEMPTS	95		3	9	20	17	9	6	8	1	4	17	1					3.5
			9		3	2	3	1												1.6
750.357B	Weapons - Firearms - Larceny	5 ATTEMPTS	11			3	4	1	2	1										2.2
			1			1														1.0
750.360	Larceny in Building	4 ATTEMPTS	52		5	15	17	7	4		2		1	1						2.0
750.3622A	Larceny by Conversion, \$20K or More	10 ATTEMPTS	1											1						6.0
750.3623A	Larceny by Conversion, \$1K - <\$20K	5 ATTEMPTS	4		1		3													1.7
750.362A	Fail to Return Rented Property Over \$100 (obsolete)	10 ATTEMPTS	1											1						10.0
750.362A2A	Fail to Return Rented Property, \$20K or More	10 ATTEMPTS	1			1														1.3
750.377A1A1	Malicious Destruction Pers. Prop., \$20K Or More	10 ATTEMPTS	1					1												2.4
750.377A1B1	Malicious Destruction Pers. Prop., \$1K - <\$20K	5 ATTEMPTS	14			3	5		1	2	1	1	1							2.6
			1				1													1.8

NOTE: Be sure to check for related offense codes when examining a particular type of crime. They may or may not be in sequential order or even on the same page.

C1a 2021 Total Prisoner Population by Minimum Term Distribution — Non-Assaultive Offenses

Page 6 of 8

C - 41

			TOTAL	.5	1	1.5	2	2.5	3	3.5	4	4.5	5	10	15	20	25	>25	LIFE	AVG
GRAND TOTALS			4,073	3	192	530	1,171	345	437	121	280	44	395	444	65	23	7	4	12	3.4
VIOLATIONS			4,011	2	182	514	1,153	336	435	119	279	44	394	442	65	23	7	4	12	3.5
ATTEMPTS			62	1	10	16	18	9	2	2	1		1	2						2.0
Compiled Laws	Offense	Max. Penalty																		
750.3802A	Malicious Destruction of Bldg., \$20K or More	10 ATTEMPTS	3				3													2.0
750.3803A	Malicious Destruction of Bldg., \$1K - <\$20K	5 ATTEMPTS	3		1	1				1										2.1
750.383A	Malicious Destruction of Prop., Utility Prop.	4 ATTEMPTS	2			1	1													1.7
750.411A1B	False Report of Felony	4 ATTEMPTS	11			5	3		3											1.9
750.411U	Gang Membership - Assoc/Member Commit/Attempt Felony	20 ATTEMPTS	6						1	2				3						5.4
750.413	Motor Vehicle - Unlawful Drive Away	5 ATTEMPTS	106		5	24	31	15	13	3	12		1	2						2.4
750.414	Motor Vehicle - Unlawful Use	2 ATTEMPTS	1			5	2	2												2.0
750.422	Perjury - Court Proceeding	LIFE ATTEMPTS	9																	1.8
750.422-B	Perjury - Court Proceeding	15 ATTEMPTS	1														1			30.0
750.452	Prostitution - Keeping House of	5 ATTEMPTS	4				1	1					1	1						4.1
750.457	Prostitution - Accept Earnings	20 ATTEMPTS	1				1						1							1.9
750.483A6A	Tamper w/ Evidence	4 ATTEMPTS	1										1							5.0
750.483A6B	Tamper w/ Evidence - Criminal Case Max >10 yr Term	10 ATTEMPTS	3						1				1	1						4.7
750.505	Common Law Offenses	5 ATTEMPTS	2			1	1													1.5
750.505-A	Obstruction of Justice	5 ATTEMPTS	6					1	2		1		1	1						4.3
750.505-B	Accessory After the Fact to Felony	5 ATTEMPTS	1														1			40.0
750.50B	Animals - Kill/Torture	4 ATTEMPTS	4			1							1	1	1					7.0
750.50B4	Animals - Kill/Torture - Second Degree	7 ATTEMPTS	9			2	3	1	1	2										2.3
			7		2	2	1	1	1											3.5
			2					1	1											2.5

NOTE: Be sure to check for related offense codes when examining a particular type of crime. They may or may not be in sequential order or even on the same page.

C1a 2021 Total Prisoner Population by Minimum Term Distribution — Non-Assaultive Offenses

Page 7 of 8

C - 42

GRAND TOTALS			TOTAL	.5	1	1.5	2	2.5	3	3.5	4	4.5	5	10	15	20	25	>25	LIFE	AVG
VIOLATIONS			4,073	3	192	530	1,171	345	437	121	280	44	395	444	65	23	7	4	12	3.4
ATTEMPTS			4,011	2	182	514	1,153	336	435	119	279	44	394	442	65	23	7	4	12	3.5
Max. Penalty			62	1	10	16	18	9	2	2	1		1	2						2.0
Compiled Laws	Offense	Max. Penalty																		
750.535	Stolen Prop. - Receive & Conceal (Obsolete)	10 ATTEMPTS	1			1														1.5
750.535-A	Stolen Prop. - Receive & Conceal, >\$100 (Obsolete)	5 ATTEMPTS	2											1					1	12.0
750.5352A	Stolen Prop. - Receive & Conceal, \$20K or More	10 ATTEMPTS	7 1		1		2	1 1	1	1			1							2.7 2.3
750.5352B	Stolen Prop. - Receive & Conceal, \$1K - <\$20K - 3rd+ Offense	10 ATTEMPTS	1											1						6.0
750.5353A	Stolen Prop. - Receive & Conceal, \$1K - <\$20K	5 ATTEMPTS	41 2		5	4 1	16	9 1	1	3			1	2						2.4 1.9
750.5353B	Stolen Prop. - Receive & Conceal, \$200 - <\$1K - 2nd+ Offense	5 ATTEMPTS	3						1		2									3.6
750.5357	Stolen Prop. - Receive & Conceal, Motor Vehicle	5 ATTEMPTS	54		3	16	25		4	1	2		1	2						2.1
750.5358	Stolen Prop. - Receive & Conceal, Motor Vehicle - Second Offense	10 ATTEMPTS	8			2	1	2	1	1			1							2.7
750.535A2	Motor Vehicles - Operate Chop Shop	10 ATTEMPTS	3		1			1		1										2.3
750.535B	Weapons - Firearms, Receive & Conceal	10 ATTEMPTS	23			6	10	3	1	2			1							2.2
750.5405A	Interfere w/ Electronic Communications	2 ATTEMPTS	3			2	1													1.3
750.543M	Terrorism - False Report or Threat	20 ATTEMPTS	19 4			1		2	3 1	1	3 2		2	4	2	1				6.3 2.9
750.552c	Trespass Upon Key Facility	4 ATTEMPTS	1								1									3.8
752.1084	Organized Retail Crime	5 ATTEMPTS	21		2	5	6	3	2		1	1		1						4.5
752.7973C	Computers - Use to Commit Crime, Max 2 yrs - <4 yrs	4 ATTEMPTS	4			2	2													1.7
752.7973D	Computers - Use to Commit Crime, Max 4 yrs - <10 yrs	7 ATTEMPTS	70		2	3	15	5	5	6	7	4	9	13	1					4.0
752.7973E	Computers - Use to Commit Crime, Max 10 yrs - <20 yrs	10 ATTEMPTS	2				1							1						4.1
752.7973F	Computers - Use to Commit Crime, Max 20 yrs or More	20 ATTEMPTS	17				1				1		1	11	1	2				8.8

NOTE: Be sure to check for related offense codes when examining a particular type of crime. They may or may not be in sequential order or even on the same page.

C1a 2021 Total Prisoner Population by Minimum Term Distribution — Non-Assaultive Offenses

Page 8 of 8

C - 43

GRAND TOTALS			TOTAL	.5	1	1.5	2	2.5	3	3.5	4	4.5	5	10	15	20	25	>25	LIFE	AVG
VIOLATIONS			4,073	3	192	530	1,171	345	437	121	280	44	395	444	65	23	7	4	12	3.4
ATTEMPTS			4,011	2	182	514	1,153	336	435	119	279	44	394	442	65	23	7	4	12	3.5
Max. Penalty			62	1	10	16	18	9	2	2	1		1	2						2.0
Compiled Laws	Offense	Max. Penalty																		
752.811A	Breaking & Entering - Coin Operated Device	3 ATTEMPTS	1		1															1.0
767A.91A	Prosecutor's Investigative Perjury	15 ATTEMPTS	1						1											3.0
767A.91B	Prosecutor's Investigative Subpoena Perjury	LIFE ATTEMPTS	14				1				1	1	3	2	2	3		1		11.8
769.12	Habitual Offender - 4th Offense	LIFE ATTEMPTS	9																9	
771.3F	Tampering with Electronic Monitoring Device	2 ATTEMPTS	17		1	7	5	3	1											1.8
800.2813	Prisons - Bring Contraband Into Prison	5 ATTEMPTS	2			1							1							3.1
800.2814	Prisons - Prisoner Possessing Contraband	5 ATTEMPTS	6 1		1	2	1 1	1	1											1.8 2.0
800.2834	Prisons - Prisoner Possessing Weapon	5 ATTEMPTS	28		1	7	9	4	3		3		1							2.2
800.283A	Prisons - Furnish Cellphone to Prisoner	5 ATTEMPTS	2		1	1														1.1
801.2621A	Jails - Bring Weapon Into	5 ATTEMPTS	1				1													2.0
801.2622	Jails - Prisoner Possess Weapon	5 ATTEMPTS	4 1		1	1								2						3.5 1.4
801.2632	Jails - Prisoner Possessing Contraband	5 ATTEMPTS	10		1	1	5		3											2.0

NOTES: Be sure to check for related offense codes when examining a particular type of crime. They may or may not be in sequential order or even on the same page.
Largest minimum term is reported for prisoners with multiple offenses.
When minimum terms exceed maximum penalties, that may be due to anomalies in criminal justice practices, habitualized offenses, database errors, etc.
Each minimum term category is rounded up from the preceding category (for example, the ten-year category includes all minimums longer than five years up to exactly ten years).
Minimum term averages are based on raw data (with life sentences excluded from the calculations).
HYTA cases are included in the data.

Source: Offender Management Network Information (OMNI)

C1b 2021 Total Prisoner Population by Minimum Term Distribution — Drug Offenses

Page 1 of 3

C - 44

			TOTAL	.5	1	1.5	2	2.5	3	3.5	4	4.5	5	10	15	20	25	>25	LIFE	AVG
GRAND TOTALS			2,760	3	44	273	366	165	337	105	198	110	214	736	121	52	20	5	11	5.0
VIOLATIONS			2,742	3	42	266	361	163	337	104	198	110	213	736	121	52	20	5	11	5.0
ATTEMPTS			18		2	7	5	2		1			1							1.9
Compiled Laws	Offense	Max. Penalty																		
333.17766C1D	Contr. Sub. - Ephedrine/Pseudoephedrine Purchas/Possess to Make Meth	5 ATTEMPTS	8			4	2	1							1					3.4
333.7340C	Ephedrine/Pseudoephedrine - Solicit Another to Obtain	10 ATTEMPTS	2				1		1											2.4
333.74012A1	Contr. Sub. - Del/Mfg 1,000+ Grams (Narc. or Cocaine)	LIFE ATTEMPTS	63						1		1		1	12	9	19	10	2	8	31.7
333.74012A2	Contr. Sub. - Del/Mfg 450 - 999 Grams (Narc. or Cocaine)	30 ATTEMPTS	31										1	8	13	7	2			27.0
333.74012A3	Contr. Sub. - Del/Mfg 50 - 449 Grams (Narc. or Cocaine)	20 ATTEMPTS	220		1		6		16	3	17	7	13	106	35	10	6			16.8
333.74012A4	Contr. Sub. - Del/Mfg Under 50 Grams (Narc. or Cocaine)	20 ATTEMPTS	476	1	16	56	77	45	75	24	56	10	32	71	9	4				3.7
			4		2		1			1										1.8
333.74012B-A	Contr. Sub. - Del/Mfg, (Sched. 1-3) Except Marijuana	7 ATTEMPTS	33			5	12	6	3	1	3		1	2						5.4
333.74012B-B	Contr. Sub. - Del/Mfg (Subs added Sched. 1-3 by Rule)	7 ATTEMPTS	1				1													2.0
333.74012B1	Contr. Sub. - Del/Mfg Meth/Ecstasy	20 ATTEMPTS	876		4	13	48	29	126	42	61	65	95	361	25	5	2			16.2
			2				1						1							6.8
333.74012C-A	Contr. Sub. - Del/Mfg (Sched. 4)	4 ATTEMPTS	1				1													2.0
333.74012D1	Contr. Sub. - Del/Mfg 45 or More Kilograms Marijuana	15 ATTEMPTS	1					1												2.4
333.74012D3	Contr. Sub. - Del/Mfg Marijuana	4 ATTEMPTS	11			2	6		3											4.2
333.74012F	Prescription Forms - Del/Mfg/Intent	7 ATTEMPTS	1			1														1.5
333.7401C2A	Contr. Sub. - Operate/Maintain Lab	10 ATTEMPTS	5			1	2			1					1					4.2
333.7401C2B	Contr. Sub. - Operate/Maintain Lab Near Minor	20 ATTEMPTS	12								2	2	3	5						5.9
333.7401C2C	Contr. Sub. - Operate/Maintain Lab Involving Hazardous Waste	20 ATTEMPTS	22						3			3	7	8	1					5.5
333.7401C2D	Contr. Sub. - Operate/Maintain Lab Near Specified Places	20 ATTEMPTS	9							1				7		1				8.3
333.7401C2D-A	Contr. Sub. - Operate/Maintain Meth Lab Near Specified Places	20 ATTEMPTS	5						1	1		1		2						4.8

NOTE: Be sure to check for related offense codes when examining a particular type of crime. They may or may not be in sequential order or even on the same page.

C1b 2021 Total Prisoner Population by Minimum Term Distribution — Drug Offenses

Page 2 of 3

C - 45

			TOTAL	.5	1	1.5	2	2.5	3	3.5	4	4.5	5	10	15	20	25	>25	LIFE	AVG
GRAND TOTALS			2,760	3	44	273	366	165	337	105	198	110	214	736	121	52	20	5	11	5.0
VIOLATIONS			2,742	3	42	266	361	163	337	104	198	110	213	736	121	52	20	5	11	5.0
ATTEMPTS			18		2	7	5	2		1			1							1.9
Compiled Laws	Offense	Max. Penalty																		
333.7401C2E	Contr. Sub. - Operate/ Maintain Lab Involving Firearm	25 ATTEMPTS	3										3							8.3
333.7401C2F	Contr. Sub. - Operate/Maintain Lab Involving Meth	20 ATTEMPTS	218			2	6	2	23	2	13	13	26	113	16	2				6.4
333.74022A	Contr. Sub. - Create/Del./ Intent Counterfeit (Narcotic)	10 ATTEMPTS	3				1		1		1									2.9
333.74022A-A	Contr. Sub. - Create/Del./Intent Counterfeit (Methamphetamine)	10 ATTEMPTS	1					1												2.5
333.74022B	Contr. Sub. - Create/Del./Intent Counterfeit (Sched. 1-3)	5 ATTEMPTS	1				1						1							2.0
333.74022C	Contr. Sub. - Create/Del./ Counterfeit Sub. (Sched. 4)	4 ATTEMPTS	1			1														5.0
333.74022E	Contr. Sub. - Create/Deliver Analogue	15 ATTEMPTS	1										1							1.5
333.74032A1	Contr. Sub. - Possess 1,000+ Grams (Narcotic)	LIFE ATTEMPTS	25			1	5		8	4			6		1					3.6
333.74032A2	Contr. Sub. - Possess 450 - 999 Grams (Narcotic)	30 ATTEMPTS	5											1				1	3	25.0
333.74032A3	Contr. Sub. - Possess 50 - 449 Grams (Narcotic)	20 ATTEMPTS	7				1				1			1	3			1		26.2
333.74032A4	Contr. Sub. - Possess 25 - 49 Grams (Narcotic)	4 ATTEMPTS	27				1				1	2	5	11	3	4				8.6
333.74032A5	Contr. Sub. - Possess <25 Grams (Narcotic)	4 ATTEMPTS	4			1	3													1.9
333.74032B-A	Contr. Sub. - Possess Analogues/Sched. 1-4	2 ATTEMPTS	99	1	8	36	30	12	8		1		1	2						1.9
333.74032B1	Contr. Sub. - Possess Methamphetamine	10 ATTEMPTS	5		1		3		1											1.9
333.74032C-A	Contr. Sub. - Possess Sched. 5	1 ATTEMPTS	546	1	11	141	151	65	66	25	38	7	17	22	2					2.5
333.7405D	Contr. Sub. - Maintain Drug House	2 ATTEMPTS	9			7	1	1												1.4
333.7407A1-A	Contr. Sub. - Attempt Felony	LIFE ATTEMPTS	1						1											3.0
333.7407AA	Contr. Sub. - Inducing Person to Violate - Life Felony	VAR ATTEMPTS	6			1					2		1	2						5.1
			1				1													2.0
			1					1												2.5

NOTE: Be sure to check for related offense codes when examining a particular type of crime. They may or may not be in sequential order or even on the same page.

C1b 2021 Total Prisoner Population by Minimum Term Distribution — Drug Offenses

Page 3 of 3

C - 46

			TOTAL	.5	1	1.5	2	2.5	3	3.5	4	4.5	5	10	15	20	25	>25	LIFE	AVG
GRAND TOTALS			2,760	3	44	273	366	165	337	105	198	110	214	736	121	52	20	5	11	5.0
VIOLATIONS			2,742	3	42	266	361	163	337	104	198	110	213	736	121	52	20	5	11	5.0
ATTEMPTS			18		2	7	5	2		1			1							1.9
Compiled Laws	Offense	Max. Penalty																		
333.74101-B-A	Contr. Sub. - Delivery to Minor - Ecstasy/MDMA	40 ATTEMPTS	1															1		46.7
333.74101B	Contr. Sub. - Delivery to Minor, Sched. 1/2/3 (not Marijuana/Coc.)	14 ATTEMPTS	1					1												2.5
333.74101D	Contr. Sub. - Delivery to Minor, Sched. 4 and Marijuana	8 ATTEMPTS	1				1													2.0
333.74102-A	Contr. Sub. - Deliver <50 Grams, School Prop. (Narc/Cocaine)	60 ATTEMPTS	3		1						1		1							3.3
333.74103	Contr. Sub. - Intent Deliver <50 Grams, School Prop (Narc.)	40 ATTEMPTS	1				1													2.0
333.74104-B	Contr. Sub. - Possession on School Property	4 ATTEMPTS	1				1													1.7
333.74104-F	Contr. Sub. - Possession on School/Library Prop. (Meth.)	20 ATTEMPTS	3			1	1						1							2.7
333.74106	Contr. Sub - Manufacture of Meth. on School/Library Property	40 ATTEMPTS	1										1							5.0
333.74132	Contr. Sub. - 2nd+ Offense - Double Penalty	VAR ATTEMPTS	1												1					13.0

NOTES: Be sure to check for related offense codes when examining a particular type of crime. They may or may not be in sequential order or even on the same page.
Largest minimum term is reported for prisoners with multiple offenses.
When minimum terms exceed maximum penalties, that may be due to anomalies in criminal justice practices, habitualized offenses, database errors, etc.
Each minimum term category is rounded up from the preceding category (for example, the ten-year category includes all minimums longer than five years up to exactly ten years).
Minimum term averages are based on raw data (with life sentences excluded from the calculations).
HYTA cases are included in the data.

Source: Offender Management Network Information (OMNI)

C1c 2021 Total Prisoner Population by Minimum Term Distribution — Assaultive Offenses

Page 1 of 12

C - 47

GRAND TOTALS			TOTAL	.5	1	1.5	2	2.5	3	3.5	4	4.5	5	10	15	20	25	>25	LIFE	AVG
VIOLATIONS			25,349	19	139	490	916	460	849	347	672	321	1,105	4,773	3,289	2,356	2,152	2,806	4,655	14.6
ATTEMPTS			25,150	19	131	443	857	440	830	333	663	320	1,100	4,765	3,283	2,355	2,151	2,806	4,654	14.7
Max. Penalty			199		8	47	59	20	19	14	9	1	5	8	6	1	1		1	2.9
Compiled Laws	Offense	Max. Penalty																		
257.601B3	Moving Violation - Death in Work Zone	15 ATTEMPTS	1								1									3.8
257.602A2	Police Officer - Flee - 4th Degree (Vehicle Code)	2 ATTEMPTS	15		2	5	4	1			2		1							2.1
257.602A3	Police Officer - Flee - 3rd Degree (Vehicle Code)	5 ATTEMPTS	1					1												2.5
257.602A3-A	Police Officer - Fleeing - 3rd Degree -Vehicle Code	5 ATTEMPTS	170	1	16	21	52	17	23	7	7	3	4	13	2	3		1		3.4
257.602A4	Police Officer - Flee - Causing Serious Bodily Injury (Vehicle Code)	10 ATTEMPTS	67		1	6	12	5	12	3	5	2	5	14				1	1	4.2
257.602A5	Police Officer - Flee - 1st Degree (Vehicle Code)	15 ATTEMPTS	2											2						8.5
257.617	Fail to Stop at Accident - Serious Impairment/Death	5 ATTEMPTS	20			2	6	3	2	2				2			1	2		6.9
257.6173	Fail to Stop at Accident - At Fault Death Result	15 ATTEMPTS	36				2	1	4		2	1	3	19	4					6.9
257.6254	Operating Vehicle Intoxicated, Causing Death	15 ATTEMPTS	156			3	4	8	10	7	14	11	16	63	12	5	2	1		13.7
257.6254A	Operating Vehicle Intoxicated, Causing Death	15 ATTEMPTS	3								1			2						7.3
257.6254B-A	Operating with a High BAC Causing Death with a Prior Conviction	20 ATTEMPTS	5										1	4						7.3
257.6255-A	Operating Vehicle Intoxicated, Causing Serious Injury	5 ATTEMPTS	50		1	13	10	6	5	5	2		4	4						2.7
257.6255B	Operating with a High BAC Causing Serious Injury with a Prior Conviction	10 ATTEMPTS	6				1			2			1	2						4.3
257.6263	Driving - Reckless - Causing Serious Impairment of Body Function	5 ATTEMPTS	9		1		2		1	2	1		1		1					4
257.6264	Driving - Reckless - Causing Death	15 ATTEMPTS	55				1	2	3	2	5	1	9	28	4					6.7
257.9044	Operate - License Susp./Rev./ Denied, Causing Death	15 ATTEMPTS	36				1	2	1		2	3	1	17	3	6				8.5
257.9045	Operate - License Susp./Rev./ Denied, Causing Serious Injury	5 ATTEMPTS	9				1	2	1		3	1	1							3.4
324.801764	Marine Safety, Operating Under Influence, Death	15 ATTEMPTS	1											1						5.5

NOTE: Be sure to check for related offense codes when examining a particular type of crime. They may or may not be in sequential order or even on the same page.

C1c 2021 Total Prisoner Population by Minimum Term Distribution — Assaultive Offenses

Page 2 of 12

C - 48

			TOTAL	.5	1	1.5	2	2.5	3	3.5	4	4.5	5	10	15	20	25	>25	LIFE	AVG
GRAND TOTALS			25,349	19	139	490	916	460	849	347	672	321	1,105	4,773	3,289	2,356	2,152	2,806	4,655	14.6
VIOLATIONS			25,150	19	131	443	857	440	830	333	663	320	1,100	4,765	3,283	2,355	2,151	2,806	4,654	14.7
ATTEMPTS			199		8	47	59	20	19	14	9	1	5	8	6	1	1		1	2.9
Compiled Laws	Offense	Max. Penalty																		
333.521	AIDS - Sexual Penetration w/ Uninformed Partner	4 ATTEMPTS	1										1							5
333.7401A	Contr. Sub. - Delivery to Commit Criminal Sexual Conduct	20 ATTEMPTS	1												1					20
436.17012	Alcohol - Sell/Furnish to Minor, Causing Death	10 ATTEMPTS	1			1														1.1
722.675	Distribute Obscene Matter to Children	2 ATTEMPTS	2						1					1						9.3
750.10A	Sexually Delinquent Person	LIFE ATTEMPTS	2	1											1					7.5
750.110A2	Home Invasion - 1st Degree	20 ATTEMPTS	1,124		3	6	36	25	62	21	46	34	93	513	173	68	26	16	2	8.7
			15		1	1	4		1	1	4			2	1					4
750.1227B	Witness - Bribe/Intimidate/Interfere	10 ATTEMPTS	14					1	1	2	1		3	6						5.3
			3				1	1	1	1										2.5
750.1227C	Witness - Intimidate/Threaten to Kill or Injure	15 ATTEMPTS	12						1		1			7	2		1			9.3
750.1228	Witness - Retaliate Against	10 ATTEMPTS	3							1				1					1	4.8
750.13	Entice Female Under 16 for Immoral Purposes	10 ATTEMPTS	1											1						6
750.136B2	Child Abuse - 1st Degree	15 ATTEMPTS	107						2	1		1	6	25	42	13	9	6	2	28.5
			1										1	1						7.5
750.136B3	Child Abuse - 2nd Degree	4 ATTEMPTS	86			2	9	2	9	6	7	5	14	29	2	1				10.1
			7				3	1	3											2.4
750.136B4	Child Abuse - 3rd Degree	2 ATTEMPTS	5			2		2	1											2
750.136B4B	Child Abuse - 2nd Degree Second or Subsequent Offense Notice	20 ATTEMPTS	1											1						8.3
750.136D1A	Child Abuse - 1st Degree Committed in the Presence of Another Child	LIFE ATTEMPTS	5											1		3		1		18.6
750.136D1B	Child Abuse - 2nd Degree Committed in the Presence of Another Child	10 ATTEMPTS	4					1			1	1		1						4.2
750.145a	Children - Accost for Immoral Purposes	4 ATTEMPTS	29		1	10	7	4	4		1		2							2.1
750.145A	Accost/Solicit Child for Immoral Purposes	4 ATTEMPTS	1															1		40

NOTE: Be sure to check for related offense codes when examining a particular type of crime. They may or may not be in sequential order or even on the same page.

C1c 2021 Total Prisoner Population by Minimum Term Distribution — Assaultive Offenses

Page 3 of 12

C - 49

			TOTAL	.5	1	1.5	2	2.5	3	3.5	4	4.5	5	10	15	20	25	>25	LIFE	AVG
GRAND TOTALS			25,349	19	139	490	916	460	849	347	672	321	1,105	4,773	3,289	2,356	2,152	2,806	4,655	14.6
VIOLATIONS			25,150	19	131	443	857	440	830	333	663	320	1,100	4,765	3,283	2,355	2,151	2,806	4,654	14.7
ATTEMPTS			199		8	47	59	20	19	14	9	1	5	8	6	1	1		1	2.9
Compiled Laws	Offense	Max. Penalty																		
750.145C	Child Abusive Commercial Activity	20 ATTEMPTS	5											2	3					10.8
750.145C2	Child Sexually Abusive Activity	20 ATTEMPTS	341			6	5	4	14	4	8	9	18	143	107	16	6	1		19.1
750.145C2B	Child Sexually Abusive Activity Aggravated	25 ATTEMPTS	13							1				10	1		1			9.3
750.145C3	Child Sexually Abusive Activity, Promote or Distribute	7 ATTEMPTS	20			1	3		1	4	2	1	5	3						8.1
750.145C3B	Child Sexually Abusive Activity, Aggravated Distribute/Promote	15 ATTEMPTS	7				2		1	2			2							3.3
750.145C4-A	Child Sexually Abusive Material, Possess	4 ATTEMPTS	16	1		1	7	1	1		3		2							5.3
750.145C4-A1	Child Sexually Abusive Material, Aggravated Possession	10 ATTEMPTS	28				3		4	2	4	1	3	9	2					5.4
750.145D2B	Computer/Internet - Plan Crime w/ Other, Max 1 - <2 yrs	2 ATTEMPTS	1		1															1
750.145D2D	Computer/Internet - Plan Crime w/ Other, Max 4 - <10 yrs	10 ATTEMPTS	10				1		1	3	3			2						4.3
750.145D2E	Computer/Internet - Plan Crime w/ Other, Max 10 - <15 yrs	15 ATTEMPTS	1		1															1
750.145D2F	Computer/Internet - Plan Crime w/ Other, Max 15+ yrs	20 ATTEMPTS	7			1	2							3	1					5.3
750.145N1	Vulnerable Adult Abuse - 1st Degree	15 ATTEMPTS	5			1								2	1	1				9.5
750.145N2	Vulnerable Adult Abuse - 2nd Degree	4 ATTEMPTS	2				1	1												2.2
750.157B	Homicide - Solicitation of Murder	LIFE ATTEMPTS	1															1		39
750.157B2	Homicide - Solicitation of Murder	LIFE ATTEMPTS	20										1	2	6	3	2	6	1	23.6
750.157C	Minors - Induce to Commit Felony	VAR ATTEMPTS	2											1					1	8.3
750.158	Sodomy	15 ATTEMPTS	5	1	1			1					1	1						3.4
750.197C	Escape - From Jail Through Violence or Assault Prison Employee	4 ATTEMPTS	97		1	7	20	15	18	9	11		7	7		1			1	6.6
			2			2														4.5

NOTE: Be sure to check for related offense codes when examining a particular type of crime. They may or may not be in sequential order or even on the same page.

C1c 2021 Total Prisoner Population by Minimum Term Distribution — Assaultive Offenses

Page 4 of 12

C - 50

			TOTAL	.5	1	1.5	2	2.5	3	3.5	4	4.5	5	10	15	20	25	>25	LIFE	AVG
GRAND TOTALS			25,349	19	139	490	916	460	849	347	672	321	1,105	4,773	3,289	2,356	2,152	2,806	4,655	14.6
VIOLATIONS			25,150	19	131	443	857	440	830	333	663	320	1,100	4,765	3,283	2,355	2,151	2,806	4,654	14.7
ATTEMPTS			199		8	47	59	20	19	14	9	1	5	8	6	1	1		1	2.9
Compiled Laws	Offense	Max. Penalty																		
750.20011A	Harmful Devices - Unlawful Possession/Use	15 ATTEMPTS	1		1															1
750.20011D	Harmful Devices - Unlawful Possession/Use, Cause Serious Injury	LIFE ATTEMPTS	1														1			22
750.2042A	Explosives - Send w/ Intent Injure/Destroy	15 ATTEMPTS	1															1		40
750.2042B	Explosives - Send w/ Intent Injure/Destroy, Cause Prop. Damage	20 ATTEMPTS	1											1						10
750.207	Explosives - Place w/ Intent to Destroy/Kill	LIFE ATTEMPTS	1																1	
750.2072A	Explosives - Place Near Property	15 ATTEMPTS	1						1											3
750.2072B	Explosives - Place Near Property Cause Property Damage	20 ATTEMPTS	1												1					12
750.2091A	Explosives - Place w/ Intent to Injure	15 ATTEMPTS	1						1											3
750.2091B	Explosives - Place w/ Intent to Injure, Cause Prop. Damage	20 ATTEMPTS	2											1	1					12.5
750.209A	Explosives - Possess w/ Intent to Terrorize	10 ATTEMPTS	1			1														1.4
750.2102C	Explosives - Possess Bomb w/ Unlawful Intent, Cause Physical Injury	25 ATTEMPTS	1												1					14.3
750.211A2A	Explosives - Mfg/Possess Explosive/Other w/ Malicious Intent	15 ATTEMPTS	1				1													2
750.211A2B	Explosives - Mfg/Possess Molotov Cocktail/Other w/ Prop. Damage	20 ATTEMPTS	1													1				20
750.211A2C	Explosives - Mfg/Possess Molotov Cocktail/Other w/ Physical Injury	25 ATTEMPTS	1												1					14
750.213	Extortion	20 ATTEMPTS	26							2	1		2	13	2	5		1		10.7
750.234	Weapons - Firearms, Discharge/Aim w/o Malice and Injury	1 ATTEMPTS	1										1							5
750.234A	Weapons - Firearms, Discharge from Vehicle	4 ATTEMPTS	15				5		2	2	2		1	3						3.7
750.234A1D	Weapons - Firearms, Discharge from Vehicle Causing Death	LIFE ATTEMPTS	4										1				1	1	1	17.8

NOTE: Be sure to check for related offense codes when examining a particular type of crime. They may or may not be in sequential order or even on the same page.

C1c 2021 Total Prisoner Population by Minimum Term Distribution — Assaultive Offenses

Page 5 of 12

C - 51

GRAND TOTALS			TOTAL	.5	1	1.5	2	2.5	3	3.5	4	4.5	5	10	15	20	25	>25	LIFE	AVG
VIOLATIONS			25,349	19	139	490	916	460	849	347	672	321	1,105	4,773	3,289	2,356	2,152	2,806	4,655	14.6
ATTEMPTS			25,150	19	131	443	857	440	830	333	663	320	1,100	4,765	3,283	2,355	2,151	2,806	4,654	14.7
Max. Penalty			199		8	47	59	20	19	14	9	1	5	8	6	1	1		1	2.9
Compiled Laws	Offense	Max. Penalty																		
750.234B	Weapons - Firearms, Discharge in/at Bldg.	4 ATTEMPTS	80			2	6	7	13	3	12	3	7	22	4		1			19.8
750.2374	Weapons - Firearms, Discharge OUIL Cause Death	15 ATTEMPTS	2											1				1		20.7
750.316	Homicide	LIFE ATTEMPTS	1,117 1														2	11	1,104 1	34.5
750.316-A	Homicide - Murder 1st Degree, Premeditated	LIFE ATTEMPTS	1,387														2	42	1,343	34.6
750.316-AJ	Murder - 1st Degree - Premeditated -Juvenile Defendant	LIFE ATTEMPTS	3															3		40
750.316-B	Homicide - Felony Murder	LIFE ATTEMPTS	1,051														8	45	998	32.2
750.316-BJ	Homicide - Felony Murder - Juvenile Defendant	LIFE ATTEMPTS	2															2		36.8
750.316-C	Homicide - Open Murder, Statutory Short Form	LIFE ATTEMPTS	306													1	3	12	290	34.3
750.316-D	Homicide - Murder of Peace/ Corrections Officer	LIFE ATTEMPTS	3																3	
750.317	Homicide - Murder 2nd Degree	LIFE ATTEMPTS	3,608										1	106	370	727	688	1,290	426	27.2
750.317A	Deliver Controlled Substance Cause Death	LIFE ATTEMPTS	53						1			1	1	15	18	10	3	3	1	14.3
750.321	Homicide - Manslaughter	15 ATTEMPTS	57					2	2	2	3		7	29	3	5	1	3		10.6
750.321-A	Homicide - Manslaughter, Statutory Short Form	15 ATTEMPTS	122			1	1	1	2	2	6	3	14	65	17	7	1	2		9.2
750.321-C	Homicide - Manslaughter, Involuntary	15 ATTEMPTS	100 3		1		6 2	1	4	2	1	4	17 1	41	10	4	6	1	2	8.7 3
750.321-E	Homicide - Manslaughter w/ Motor Vehicle	15 ATTEMPTS	8								1	1	1	3	1	1				7.9
750.322	Homicide - Willful Killing of Unborn Child	15 ATTEMPTS	1																1	
750.329	Homicide - Manslaughter, Death w/ Weapon, Aim w/o Malice	15 ATTEMPTS	12					1			2		2	7						5.4
750.335A	Indecent Exposure (Sexually Delinquent Person)	MISD ATTEMPTS	4	3														1		7.5

NOTE: Be sure to check for related offense codes when examining a particular type of crime. They may or may not be in sequential order or even on the same page.

C1c 2021 Total Prisoner Population by Minimum Term Distribution — Assaultive Offenses

Page 6 of 12

C - 52

			TOTAL	.5	1	1.5	2	2.5	3	3.5	4	4.5	5	10	15	20	25	>25	LIFE	AVG
GRAND TOTALS			25,349	19	139	490	916	460	849	347	672	321	1,105	4,773	3,289	2,356	2,152	2,806	4,655	14.6
VIOLATIONS			25,150	19	131	443	857	440	830	333	663	320	1,100	4,765	3,283	2,355	2,151	2,806	4,654	14.7
ATTEMPTS			199		8	47	59	20	19	14	9	1	5	8	6	1	1		1	2.9
Compiled Laws	Offense	Max. Penalty																		
750.335A2B	Aggravated Indecent Exposure	2 ATTEMPTS	18		1	4	1		5		3		1	3						3.5
750.335A2C	Indecent Exposure by Sexually Delinquent Person	LIFE ATTEMPTS	51	8	1		4		1	1	1	2	2	15	11	1	3	1		8.6
750.338B	Gross Indecency Between Male & Female, Commit/Procure	5 ATTEMPTS	5			1	2		1									1		10.7
750.349	Kidnapping	LIFE ATTEMPTS	128										1	10	26	26	12	24	29	44.9
750.349A	Prisoner Taking Hostage	LIFE ATTEMPTS	2																2	
750.349B	Unlawful Imprisonment	15 ATTEMPTS	134 2			1	3	1 1	7	1	3	5	20	46	26	15	3	3	1	10.2 2
750.35	Kidnapping - Child Enticement	LIFE ATTEMPTS	19									1		3	4	5	1	3	2	19.4
750.377B	Malicious Destruction Fire/Police Property	4 ATTEMPTS	26	1	1	10	7	2	4		1									1.8
750.397	Mayhem	10 ATTEMPTS	1										1							5
750.411H2B	Stalking a Minor	5 ATTEMPTS	3					1	1					1						5.2
750.411i	Stalking - Aggravated	5 ATTEMPTS	93		6	17	31	11	5	3	5		3	3	4	3		2		3.9
750.411i2B	Stalking a Minor - Aggravated	10 ATTEMPTS	2										1	1						7
750.411S2A	Unlawful Posting Message	2 ATTEMPTS	1						1											2.7
750.4362A	Poisoning - Food/Drink/Medicine/Water	15 ATTEMPTS	1								1									4
750.455	Prostitution - Pandering	20 ATTEMPTS	4		1						1			1			1			18.5
750.459	Prostitution - Transport Female (perhaps compel)	20 ATTEMPTS	7				1	1						1	3	1				10.6
750.462B1	Human Trafficking - Threats of Physical Harm	10 ATTEMPTS	4								1		2	1						5.2
750.462B2	Human Trafficking-Forced Labor Injury/Commercial Sexual Activity	15 ATTEMPTS	5						1		3		1							4

NOTE: Be sure to check for related offense codes when examining a particular type of crime. They may or may not be in sequential order or even on the same page.

C1c 2021 Total Prisoner Population by Minimum Term Distribution — Assaultive Offenses

Page 7 of 12

C - 53

GRAND TOTALS			TOTAL	.5	1	1.5	2	2.5	3	3.5	4	4.5	5	10	15	20	25	>25	LIFE	AVG
VIOLATIONS			25,349	19	139	490	916	460	849	347	672	321	1,105	4,773	3,289	2,356	2,152	2,806	4,655	14.6
ATTEMPTS			25,150	19	131	443	857	440	830	333	663	320	1,100	4,765	3,283	2,355	2,151	2,806	4,654	14.7
Max. Penalty			199		8	47	59	20	19	14	9	1	5	8	6	1	1		1	2.9
Compiled Laws	Offense	Max. Penalty																		
750.462B4	Human Trafficking - Forced Labor w/Kidnapping, CSC, or Death	LIFE ATTEMPTS	1											1						5.5
750.462DB4	Human Trafficking Enterprise Involving Kidnapping, CSC, or Death	LIFE ATTEMPTS	2											1	1					10
750.462EA	Human Trafficking - Minor for Commercial Sexual Activity	20 ATTEMPTS	6				1				1		2	1		1				6.6
750.462G	Human Trafficking - Recruit Minor, Sexually Abusive Activity	20 ATTEMPTS	1														1			25
750.462I	Human Trafficking - Kidnap, CSC or Attempt to Kill	LIFE ATTEMPTS	2											1				1		21.1
750.479A2	Police Officer - Flee (Penal Code) 4th Degree	2 ATTEMPTS	3			1	1				1									2.4
750.479A3	Police Officer - Flee (Penal Code) 3rd Degree	5 ATTEMPTS	49		5	4	18	7	6	3	2		2		1		1			2.9
750.479A4-A	Police Officer - Flee (Penal Code) 2nd Offense	10 ATTEMPTS	15						3		1	1	2	6	1	1				13.6
750.479A5-A	Police Officer - Flee (Penal Code) 1st Degree	15 ATTEMPTS	3											1		2				15.6
750.479-B	Police Officer/Public Officer - Resist/Obstruct	2 ATTEMPTS	1								1									4
750.479B1	Peace Officer - Disarming - Non-Firearm	4 ATTEMPTS	3				1	1			1									2.8
750.479B2	Peace Officer - Disarming - Firearm	10 ATTEMPTS	1 4				1		1		1				2					3 8.7
750.4792	Public Officer - Assault/Obstruct	2 ATTEMPTS	1						1											3
750.483A2B	Interfere w/ Crime Report Threat to Kill/Injure	10 ATTEMPTS	11				3	2		1	1		2	2						4
750.483A4B	Interfere w/ Police Investigation Threat to Kill/Injure	10 ATTEMPTS	1 1			1					1									3.9 1.2
750.52	Rape	LIFE ATTEMPTS	6																6	
750.520B	CSC - 1st Degree - Multiple Variables	LIFE ATTEMPTS	892				3	1	2		4		5	84	188	151	112	225	117	23.5
750.520B1A	CSC - 1st Degree - Person Under 13	LIFE ATTEMPTS	852				2	2	5	1	2	6	10	102	197	162	174	125	64	19.7

NOTE: Be sure to check for related offense codes when examining a particular type of crime. They may or may not be in sequential order or even on the same page.

C1c 2021 Total Prisoner Population by Minimum Term Distribution — Assaultive Offenses

Page 8 of 12

C - 54

			TOTAL	.5	1	1.5	2	2.5	3	3.5	4	4.5	5	10	15	20	25	>25	LIFE	AVG
GRAND TOTALS			25,349	19	139	490	916	460	849	347	672	321	1,105	4,773	3,289	2,356	2,152	2,806	4,655	14.6
VIOLATIONS			25,150	19	131	443	857	440	830	333	663	320	1,100	4,765	3,283	2,355	2,151	2,806	4,654	14.7
ATTEMPTS			199		8	47	59	20	19	14	9	1	5	8	6	1	1		1	2.9
Compiled Laws	Offense	Max. Penalty																		
750.520B1B	CSC - 1st Degree - Relationship	LIFE ATTEMPTS	523				1		3	2	3	2	11	90	175	116	45	66	9	17.2
750.520B1C	CSC - 1st Degree - During Felony	LIFE ATTEMPTS	198											19	46	33	19	67	14	24.4
750.520B1D	CSC - 1st Degree - Accomplices	LIFE ATTEMPTS	40											6	2	8	7	12	5	24.6
750.520B1E	CSC - 1st Degree - Weapon Used	LIFE ATTEMPTS	152								1	1		7	14	22	20	61	26	27.9
750.520B1F	CSC - 1st Degree - Personal Injury	LIFE ATTEMPTS	240				1				1	1	1	26	48	44	45	58	15	22.6
750.520B1G	CSC - 1st Degree - Injury to Incapacitated Victim	LIFE ATTEMPTS	7						1					2	2		1	1		16.4
750.520B1H	CSC - 1st Degree - Mentally Disabled Relationship	LIFE ATTEMPTS	19								1	1	3	2	4	5		3		14.9
750.520B2B	CSC - 1st Degree - Person <13, Defendant 17+ yrs.	LIFE ATTEMPTS	614					2			1		1	10	22	16	445	105	12	25.9
750.520B2C	CSC - 1st Degree - Person <13, Defendant 17+ yrs - 2nd Offense	LIFE ATTEMPTS	16														1	1	14	55
750.520C	CSC - 2nd Degree - Multiple Variables	15 ATTEMPTS	98 1			2 1	6	5	5	1	8	1	16	36	9	1	4	3	1	8 1.5
750.520C1A	CSC - 2nd Degree - Person Under 13	15 ATTEMPTS	217 5		1	8	13 2	10 2	15	3	15	5	25	82 1	20	12	3	5		8 3.7
750.520C1B	CSC - 2nd Degree - Relationship	15 ATTEMPTS	75			2	3	3	3	2	5	5	12	29	5	3	2	1		7.6
750.520C1C	CSC - 2nd Degree - During Felony	15 ATTEMPTS	23 1		1		1 1	1	2			3	2	10	2			1		7.6 2
750.520C1D	CSC - 2nd Degree - Accomplices	15 ATTEMPTS	3				1							2						4.6
750.520C1E	CSC - 2nd Degree - Weapon Used	15 ATTEMPTS	5												1	2		2		28.2
750.520C1F	CSC - 2nd Degree - Personal Injury	15 ATTEMPTS	46 3			2 1	4 1	1	6	1 1	4	2	3	16	2	2		2	1	7.1 2.2
750.520C1G	CSC - 2nd Degree - Injury to Incapacitated Victim	15 ATTEMPTS	5				2		1					1			1			7.6
750.520C1H	CSC - 2nd Degree - Mentally Disabled Relationship	15 ATTEMPTS	10				2	1		1			2	4						5

NOTE: Be sure to check for related offense codes when examining a particular type of crime. They may or may not be in sequential order or even on the same page.

C1c 2021 Total Prisoner Population by Minimum Term Distribution — Assaultive Offenses

Page 9 of 12

C - 55

			TOTAL	.5	1	1.5	2	2.5	3	3.5	4	4.5	5	10	15	20	25	>25	LIFE	AVG
GRAND TOTALS			25,349	19	139	490	916	460	849	347	672	321	1,105	4,773	3,289	2,356	2,152	2,806	4,655	14.6
VIOLATIONS			25,150	19	131	443	857	440	830	333	663	320	1,100	4,765	3,283	2,355	2,151	2,806	4,654	14.7
ATTEMPTS			199		8	47	59	20	19	14	9	1	5	8	6	1	1		1	2.9
Compiled Laws	Offense	Max. Penalty																		
750.520C1K	CSC - 2nd Degree - County Prisoner	15 ATTEMPTS	1											1						7.2
750.520C2B	CSC - 2nd Degree - Person <13, Defendant 17+ yrs.	15 ATTEMPTS	321 14		3 4	7 6	14 6	9 1	28 2	14	14 1	6 1	42	136	25	11	6	5	1	7.7 2.1
750.520D	CSC - 3rd Degree - Multiple Variables	15 ATTEMPTS	201 2		1	2	1	8	11 1	2	13	5 1	25	90	27	9	1	5	1	17.4 3.7
750.520D1A	CSC - 3rd Degree - Person 13-15	15 ATTEMPTS	654 19		1	14 5	46 5	13 3	41 2	12 3	42	20 1	83	291	54	25	7	4	1	14.7 2.3
750.520D1B	CSC - 3rd Degree - Force/Coercion	15 ATTEMPTS	328 2			7 1	9 1	6	9 1	4	21	6	41	149	33	21	12	10		9.5 2.4
750.520D1C	CSC - 3rd Degree - Incapacitated Victim	15 ATTEMPTS	80		1	1	7	3	7	1	6	1	8	32	7	3	2	1		7.3
750.520D1D	CSC - 3rd Degree - Incest	15 ATTEMPTS	80 1					1	2	2	2	1	10	50	9	2	2			17.5 2.4
750.520D1E	CSC - 3rd Degree - Student	15 ATTEMPTS	4									1	1	2						6.6
750.520E	CSC - 4th Degree - Multiple Variables	2 ATTEMPTS	4			1			2		1									2.7
750.520E1A	CSC - 4th Degree - Force/Coercion	2 ATTEMPTS	21 1		5 1	7	2	2	3				1	1						2.2 1
750.520E1A-A	CSC - 4th Degree - Victim 13-16	2 ATTEMPTS	13			6	3			1	2		1							4.5
750.520E1B	CSC - 4th Degree - Incapacitated Victim	2 ATTEMPTS	2			1					1									2.6
750.520F	CSC - 2nd+ Offense	LIFE ATTEMPTS	2										1		1					10
750.520G1	CSC - Assault w/ Intent to Commit Sexual Penetration	10 ATTEMPTS	167 3		3	14 3	18	10	20	9	11	2	24	40	5	3	5	2	1	5.7 1.4
750.520G2	CSC - 2nd Degree Assault	5 ATTEMPTS	46	1	3	11	10	4	4	7	1		2	2					1	2.4
750.529	Robbery - Armed	LIFE ATTEMPTS	3,072 7		1	3 3	23 1	21	43 1	45	61	75	142	973	802 1	380 1	227	232	44	13.5 5.9
750.529A	Carjacking	LIFE ATTEMPTS	496 1				4	5	19	11 1	19	14	17	189	125	46	19	27	1	11.5 3.2
750.529-A	Robbery - Armed - Serious Injury	LIFE ATTEMPTS	32											19	5	2	3	3		12.8

NOTE: Be sure to check for related offense codes when examining a particular type of crime. They may or may not be in sequential order or even on the same page.

C1c 2021 Total Prisoner Population by Minimum Term Distribution — Assaultive Offenses

Page 10 of 12

C - 56

			TOTAL	.5	1	1.5	2	2.5	3	3.5	4	4.5	5	10	15	20	25	>25	LIFE	AVG
GRAND TOTALS			25,349	19	139	490	916	460	849	347	672	321	1,105	4,773	3,289	2,356	2,152	2,806	4,655	14.6
VIOLATIONS			25,150	19	131	443	857	440	830	333	663	320	1,100	4,765	3,283	2,355	2,151	2,806	4,654	14.7
ATTEMPTS			199		8	47	59	20	19	14	9	1	5	8	6	1	1		1	2.9
Compiled Laws	Offense	Max. Penalty																		
750.531-A	Bank Robbery	LIFE ATTEMPTS	75		1	3	4	3	5	3	3	1	11	17	9	6	3	6		10
750.53	Robbery - Unarmed	15 ATTEMPTS	583	1	10	20	80	44	82	24	56	20	64	136	32	7	2	4	1	5.1
750.531	Bank Robbery/Safe Breaking	LIFE ATTEMPTS	7		2	1	1		1					2						4.9
750.531B	Safe Breaking	LIFE ATTEMPTS	4								1					1			2	11.1
750.532	Seduction	5 ATTEMPTS	57				4	1	3	1	6	3	5	22	3	7		2		8.6
750.532	Seduction	5 ATTEMPTS	1				1													2
750.539J2A2	Surveil Unclothed Person - 2nd Offense	5 ATTEMPTS	1										1							5
750.539J2B	Capture/Distribute Image of Unclothed Person	5 ATTEMPTS	11		1	1	3	3	2		1									2.3
750.5405B	Interfere w/ Electronic Communications, Injury/Death	4 ATTEMPTS	4		1	1	1		1											1.8
750.543F-A	Terrorism	LIFE ATTEMPTS	1													1				16
750.543P	Terrorism - Use of Internet/ Telecomm. to Commit	20 ATTEMPTS	2										1	1						5.8
750.72	Arson - Dwelling House/ Curtilage	20 ATTEMPTS	24					1		1	1			11	7	1	1		1	9.9
750.72-A	Arson - Dwelling House	20 ATTEMPTS	21		1	1	1					1	1	6	6	4				10.3
750.73	Arson - Real Property	10 ATTEMPTS	7				3	1			1				1				1	3.9
750.731	Arson - Second Degree	20 ATTEMPTS	62			1	1	3	1	1	4	4	8	30	7	2				13.8
750.74	Arson - Personal Property, Over \$50	4 ATTEMPTS	2			1	1	1	2	2			3	5		1		2		2.3
750.741D1	Arson - Personal Property, \$20K or More	10 ATTEMPTS	18		1															15.8
750.751	Fourth Degree Arson	5 ATTEMPTS	2										1							2.8
750.761A	Arson of an Insured Dwelling	LIFE ATTEMPTS	1																	5
			5			1	1		1	1				1						7.9
			1			1														1.4
			1											1						7

NOTE: Be sure to check for related offense codes when examining a particular type of crime. They may or may not be in sequential order or even on the same page.

C1c 2021 Total Prisoner Population by Minimum Term Distribution — Assaultive Offenses

Page 11 of 12

C - 57

			TOTAL	.5	1	1.5	2	2.5	3	3.5	4	4.5	5	10	15	20	25	>25	LIFE	AVG
GRAND TOTALS			25,349	19	139	490	916	460	849	347	672	321	1,105	4,773	3,289	2,356	2,152	2,806	4,655	14.6
VIOLATIONS			25,150	19	131	443	857	440	830	333	663	320	1,100	4,765	3,283	2,355	2,151	2,806	4,654	14.7
ATTEMPTS			199		8	47	59	20	19	14	9	1	5	8	6	1	1		1	2.9
Compiled Laws	Offense	Max. Penalty																		
750.761B	Arson of Insured Real Property	20	3						1		1			1						4.3
	ATTEMPTS																			
750.771D1	Arson - Preparation to Burn Property, \$20K or More	10	1												1					12.7
	ATTEMPTS																			
750.791C1	Arson - Preparation to Burn Property, \$1K - <\$20K	5	5			1	2	1	1											2.2
	ATTEMPTS																			
750.791C3	Arson - Preparation to Burn Property	5	2				1								1					7
	ATTEMPTS																			
750.791D1	Arson - Preparation to Burn Property, \$20K or More	10	2						1				1							4
	ATTEMPTS																			
750.791D6	Arson - Preparation to Burn a Building	10	4		1			1			1			1						3.3
	ATTEMPTS																			
750.81A3	Domestic Violence, Aggravated -2nd Offense	2	27		4	5	6	2	2	4	2			2						2.4
	ATTEMPTS																			
750.81D1	Police Officer - Assault/Resist/Obstruct	2	131		10	42	38	13	18	1	8		1							2
	ATTEMPTS																			
750.81D2	Police Officer - Assault/Resist/Obstruct, Causing Injury	4	26		1	5	10	4		3			2	1						2.5
	ATTEMPTS																			
750.81D3	Police Officer - Assault/Resist/Obstruct, Serious Impairment	15	11						2			1	1	3	1	3				10.1
	ATTEMPTS																			
750.812	Domestic Violence	MISD	1			1														1.5
	ATTEMPTS																			
750.814	Domestic Violence - 3rd Offense	2	314	1	9	58	81	34	56	18	21	2	19	11	3	1				8.3
	ATTEMPTS		6			4	2													1.5
750.82	Felonious Assault	4	199		16	47	63	23	26	1	10	1	6	6						2.3
	ATTEMPTS		6			3	1	2												1.8
750.83	Assault w/ Intent to Murder	LIFE	1,247				2	2	4		9	4	27	265	304	211	124	218	77	18.5
	ATTEMPTS		1														1			25
750.84	Assault w/ Intent to do Great Bodily Harm Less Than Murder	10	1,020		7	36	82	46	123	42	97	23	137	295	64	10	38	10	10	12.8
	ATTEMPTS		60		2	13	19	7	7	6	1		2	3						4.9
750.841B	Assault by Strangulation	10	43				4	2	6	1	3		11	9	2		4	1		7.4
	ATTEMPTS		9			1	4	1			2			1						2.8
750.85	Torture	LIFE	71											5	23	22	6	13	2	19.7
	ATTEMPTS																			
750.86	Assault w/ Intent to Maim	10	3				1	1						1						3.5
	ATTEMPTS																			

NOTE: Be sure to check for related offense codes when examining a particular type of crime. They may or may not be in sequential order or even on the same page.

C1c 2021 Total Prisoner Population by Minimum Term Distribution — Assaultive Offenses

Page 12 of 12

C - 58

GRAND TOTALS			TOTAL	.5	1	1.5	2	2.5	3	3.5	4	4.5	5	10	15	20	25	>25	LIFE	AVG
VIOLATIONS			25,349	19	139	490	916	460	849	347	672	321	1,105	4,773	3,289	2,356	2,152	2,806	4,655	14.6
ATTEMPTS			25,150	19	131	443	857	440	830	333	663	320	1,100	4,765	3,283	2,355	2,151	2,806	4,654	14.7
Max. Penalty			199		8	47	59	20	19	14	9	1	5	8	6	1	1		1	2.9
Compiled Laws	Offense	Max. Penalty																		
750.87	Assault w/ Intent to Commit Felony	10 ATTEMPTS	3								1				1			1		22.9
750.88	Assault w/ Intent to Rob While Unarmed	15 ATTEMPTS	37 1		3	3	2 1	2	6		2	2	6	6	4			1		6 2
750.89	Assault w/ Intent to Rob While Armed	LIFE ATTEMPTS	327				4	1	9	3	6	5	6	75	101	58	20	28	11	14.6
750.90A	Assault - Pregnant Individual, Miscarriage/Stillbirth w/ Intent	LIFE ATTEMPTS	4												2		1		1	17.1
750.90BA	Assault - Pregnant Individual, Miscarriage/Stillbirth	15 ATTEMPTS	1											1						7
750.90DA	Pregnant Indiv. - Oper. Under Infl., Miscarriage/Stillbirth	15 ATTEMPTS	1								1									4
750.91	Homicide - Attempted Murder	LIFE ATTEMPTS	17											1	7	4	2	2	1	19.9
752.541	Riot	10 ATTEMPTS	1				1													1.9
752.542	Riot - Inciting	10 ATTEMPTS	1					1												2.4
752.542A	Prisons - Riots	10 ATTEMPTS	3											2	1					10

NOTES: Be sure to check for related offense codes when examining a particular type of crime. They may or may not be in sequential order or even on the same page.
Largest minimum term is reported for prisoners with multiple offenses.
When minimum terms exceed maximum penalties, that may be due to anomalies in criminal justice practices, habitualized offenses, database errors, etc.
Each minimum term category is rounded up from the preceding category (for example, the ten-year category includes all minimums longer than five years up to exactly ten years).
Minimum term averages are based on raw data (with life sentences excluded from the calculations).
HYTA cases are included in the data.
Source: Offender Management Network Information (OMNI)

C2 2021 Total Prisoner Population by Minimum Term Distribution for Women – All Offenses

Page 1 of 10

C - 59

GRAND TOTALS			TOTAL*	.5	1	1.5	2	2.5	3	3.5	4	4.5	5	10	15	20	25	>25	LIFE	AVG
VIOLATIONS			1,566	2	32	123	145	66	103	31	73	36	100	261	132	115	82	65	200	8.8
ATTEMPTS			1,548	2	28	117	141	63	103	30	73	36	100	261	132	115	82	65	200	8.9
Max. Penalty			18		4	6	4	3		1										1.6
Compiled Laws	Offense	Max. Penalty																		
28.729	Sex Offenders - Failure to Register	4 ATTEMPTS	1			1														1.5
257.601B3	Moving Violation - Death in Work Zone	15 ATTEMPTS	1							1										3.8
257.602A2	Police Officer - Flee - 4th Degree (Vehicle Code)	2 ATTEMPTS	2			2														1.2
257.602A3-A	Police Officer - Fleeing - 3rd Degree -Vehicle Code	5 ATTEMPTS	5			1	3				1									2.3
257.602A4	Police Officer - Flee - Causing Serious Bodily Injury (Vehicle Code)	10 ATTEMPTS	2			2														1.3
257.6173	Fail to Stop at Accident - At Fault Death Result	15 ATTEMPTS	4								1			3						6.0
257.6254	Operating Vehicle Intoxicated, Causing Death	15 ATTEMPTS	36			3	2	4	4	1	3	4	3	10	2					4.8
257.6254B-A	Operating with a High BAC Causing Death with a Prior Conviction	20 ATTEMPTS	1											1						10.0
257.6255-A	Operating Vehicle Intoxicated, Causing Serious Injury	5 ATTEMPTS	9			4	1	1	1	1	1									2.2
257.6255B	Operating with a High BAC Causing Serious Injury with a Prior Conviction	10 ATTEMPTS	1		1					1										1.0
257.6256D	Operating Vehicle Intoxicated, Contr. Sub. - 3rd Offense	5 ATTEMPTS	1							1										3.2
257.6257A2	Operating Vehicle Intoxicated, w/ Occupant <16 - 2nd+ Offense	5 ATTEMPTS	28		4	8	7	3	3		1		2							2.1
257.6263	Driving - Reckless - Causing Serious Impairment of Body Function	5 ATTEMPTS	3				1			1			1							6.7
257.6264	Driving - Reckless - Causing Death	15 ATTEMPTS	1								1									4.0
257.6264	Driving - Reckless - Causing Death	15 ATTEMPTS	7				1	1	1	1				3						5.3
257.9044	Operate - License Susp./Rev./ Denied, Causing Death	15 ATTEMPTS	6				1	1					1	2		1				7.1
257.9045	Operate - License Susp./Rev./ Denied, Causing Serious Injury	5 ATTEMPTS	2								1		1							4.5
333.1776C1D	Contr. Sub. - Ephedrine/PSE Purchas/Possess to Make Meth	5 ATTEMPTS	1				1													1.9
333.74012A1	Contr. Sub. - Del/Mfg 1,000+ Grams (Narc. or Cocaine)	LIFE ATTEMPTS	3											1		1	1			29.0

NOTE: Be sure to check for related offense codes when examining a particular type of crime. They may or may not be in sequential order or even on the same page.

C2 2021 Total Prisoner Population by Minimum Term Distribution for Women – All Offenses

Page 2 of 10

C - 60

GRAND TOTALS			TOTAL*	.5	1	1.5	2	2.5	3	3.5	4	4.5	5	10	15	20	25	>25	LIFE	AVG
VIOLATIONS			1,566	2	32	123	145	66	103	31	73	36	100	261	132	115	82	65	200	8.8
ATTEMPTS			1,548	2	28	117	141	63	103	30	73	36	100	261	132	115	82	65	200	8.9
Max. Penalty			18		4	6	4	3		1										1.6
Compiled Laws	Offense	Max. Penalty																		
333.74012A2	Contr. Sub. - Del/Mfg 450 - 999 Grams (Narc. or Cocaine)	30 ATTEMPTS	2											1	1					10.4
333.74012A3	Contr. Sub. - Del/Mfg 50 - 449 Grams (Narc. or Cocaine)	20 ATTEMPTS	6				1		2					3						5.1
333.74012A4	Contr. Sub. - Del/Mfg Under 50 Grams (Narc. or Cocaine)	20 ATTEMPTS	34		1	4	7	4	5	4	5	2		2						2.9
333.74012B-A	Contr. Sub. - Del/Mfg (Sched. 1-3), Except Marijuana	7 ATTEMPTS	1							1										3.2
333.74012B1	Contr. Sub. - Del/Mfg Meth/Ecstasy	20 ATTEMPTS	3			1	1		1											2.2
333.74012F	Prescription Forms - Del/Mfg/ Intent	7 ATTEMPTS	109		1	3	13	9	19	8	6	7	10	32	1					12.8
333.74012C2B	Contr. Sub. - Operate/Maintain Lab Near Minor	20 ATTEMPTS	1			1														1.5
333.74012C2C	Contr. Sub. - Operate/Maintain Lab Involving Hazardous Waste	20 ATTEMPTS	1										1							5.0
333.74012C2D	Contr. Sub. - Operate/Maintain Lab Near Specified Places	20 ATTEMPTS	3						2				1							3.7
333.74012C2D-A	Contr. Sub. - Operate/Maintain Meth Lab Near Specified Places	20 ATTEMPTS	1											1						6.0
333.74012C2F	Contr. Sub. - Operate/Maintain Lab Involving Meth	20 ATTEMPTS	2							1				1						5.4
333.74022A-A	Contr. Sub. - Create/Del./Intent Counterfeit (Methamphetamine)	10 ATTEMPTS	11			1			2		1	1	2	3	1					5.2
333.74032A2	Contr. Sub. - Possess 450 - 999 Grams (Narcotic)	30 ATTEMPTS	1					1												2.5
333.74032A3	Contr. Sub. - Possess 50 - 449 Grams (Narcotic)	20 ATTEMPTS	1								1									4.0
333.74032A5	Contr. Sub. - Possess <25 Grams (Narcotic)	4 ATTEMPTS	3										1	2						5.9
333.74032B-A	Contr. Sub. - Possess Analogues/Sched. 1-4	2 ATTEMPTS	16			11	5													1.5
333.74032B1	Contr. Sub. - Possess Methamphetamine	10 ATTEMPTS	1				1													1.8
333.74032C-A	Contr. Sub. - Possess Sched. 5	1 ATTEMPTS	64	1	4	22	20	7	7		2		1							1.9
			2			2														1.2
			1						1											3.0

NOTE: Be sure to check for related offense codes when examining a particular type of crime. They may or may not be in sequential order or even on the same page.

C2 2021 Total Prisoner Population by Minimum Term Distribution for Women – All Offenses

Page 3 of 10

C - 61

GRAND TOTALS			TOTAL*	.5	1	1.5	2	2.5	3	3.5	4	4.5	5	10	15	20	25	>25	LIFE	AVG
VIOLATIONS			1,566	2	32	123	145	66	103	31	73	36	100	261	132	115	82	65	200	8.8
ATTEMPTS			1,548	2	28	117	141	63	103	30	73	36	100	261	132	115	82	65	200	8.9
Max. Penalty			18		4	6	4	3		1										1.6
Compiled Laws	Offense	Max. Penalty																		
333.7405D	Contr. Sub. - Maintain Drug House	2 ATTEMPTS	1											1						7.0
333.74104-F	Contr. Sub. - Possession on School/Library Prop. (Meth.)	20 ATTEMPTS	1				1													1.8
445.65	Identity Theft	5 ATTEMPTS	3				3													1.9
445.65B	Identity Theft - Third Offense	15 ATTEMPTS	1				1													2.0
445.67	Identity Theft - Obtain/Possess/Transfer ID w/ Intent	5 ATTEMPTS	1				1													2.0
750.110	Breaking & Entering - Bldg. w/ Intent	15 ATTEMPTS	7			1		2	3				1							2.9
750.110A2	Home Invasion - 1st Degree	20 ATTEMPTS	1					1												2.5
750.110A2	Home Invasion - 1st Degree	20 ATTEMPTS	38		1		1	1	4	1	3	2	7	14	3		1			6.3
750.110A3	Home Invasion - 2nd Degree	15 ATTEMPTS	28			1	4	2	4		7	5	2	3						3.8
750.110A4	Home Invasion - 3rd Degree	5 ATTEMPTS	1							1										3.2
750.13	Entice Female Under 16 for Immoral Purposes	10 ATTEMPTS	1											1						6.0
750.136B2	Child Abuse - 1st Degree	15 ATTEMPTS	22										4	4	7	3	3	1		27.6
750.136B3	Child Abuse - 2nd Degree	4 ATTEMPTS	15			1		1	2	1	1	1	3	5						9.0
750.136B4B	Child Abuse - 2nd Degree 2nd or Subsequent Offense Notice	20 ATTEMPTS	1				1													1.9
750.136D1B	Child Abuse - 2nd Degree Committed in the Presence of Another Child	10 ATTEMPTS	1									1								8.3
750.145C2	Child Sexually Abusive Activity	20 ATTEMPTS	8						1			1	1	3	2					4.5
750.145C3	Child Sexually Abusive Activity, Promote or Distribute	7 ATTEMPTS	1				1													14.4
750.145C3B	Child Sexually Abusive Activity, Aggravated Distribute/Promote	15 ATTEMPTS	1				1													1.9
750.145N1	Vulnerable Adult Abuse - 1st Degree	15 ATTEMPTS	2			1								1						1.6
																				5.8

NOTE: Be sure to check for related offense codes when examining a particular type of crime. They may or may not be in sequential order or even on the same page.

C2 2021 Total Prisoner Population by Minimum Term Distribution for Women – All Offenses

Page 4 of 10

C - 62

GRAND TOTALS			TOTAL*	.5	1	1.5	2	2.5	3	3.5	4	4.5	5	10	15	20	25	>25	LIFE	AVG
VIOLATIONS			1,566	2	32	123	145	66	103	31	73	36	100	261	132	115	82	65	200	8.8
ATTEMPTS			1,548	2	28	117	141	63	103	30	73	36	100	261	132	115	82	65	200	8.9
Max. Penalty			18		4	6	4	3		1										1.6
Compiled Laws	Offense	Max. Penalty																		
750.145N2	Vulnerable Adult Abuse - 2nd Degree	4 ATTEMPTS	1				1													2.0
750.157B2	Homicide - Solicitation of Murder	LIFE ATTEMPTS	2											1				1		19.0
750.157N1	Financial Transaction Device - Steal/Retain w/o Consent	4 ATTEMPTS	5			2	1	1						1						2.7
750.157Q	Financial Transaction Device - Illegal Sale/Use	4 ATTEMPTS	1			1														1.1
750.157U	Financial Transaction Device - Overcharge	4 ATTEMPTS	1		1															1.0
750.159I1	Criminal Enterprise - Conduct	20 ATTEMPTS	8								1	1	1	3	2					6.9
750.160	Dead Bodies - Disinterment and Mutilation	10 ATTEMPTS	1		1								1							1.0
750.165	Child Support - Fail to Pay	4 ATTEMPTS	1			1														5.0
750.1744A	Embezzle - Agent or Trustee, \$1K - <\$20K	5 ATTEMPTS	1						1											1.2
750.1745A	Embezzle - Agent or Trustee, \$20K - <\$50K	10 ATTEMPTS	2						1					1						3.0
750.1746	Embezzle - \$50K - <\$100K	15 ATTEMPTS	6				2	1	1				1	1						4.7
750.1747	Embezzlement - \$100K or More	15 ATTEMPTS	10			1	1		1		3	1	1	1	1					3.5
750.174A7A	Embezzlement - From Vulnerable Adult, \$100K or More	20 ATTEMPTS	1										1							4.9
750.197C	Escape - From Jail Through Violence or Assault Prison Employee	4 ATTEMPTS	3				1	1					1							5.0
750.199A	Bond - Abscond or Forfeit	4 ATTEMPTS	1		1															3.1
750.2042A	Explosives - Send w/ Intent Injure/Destroy	15 ATTEMPTS	1															1		1.0
750.2091B	Explosives - Place w/ Intent to Injure, Cause Prop. Damage	20 ATTEMPTS	1											1						40.0
750.2185A	False Pretenses - \$20K or More	10 ATTEMPTS	1				1													10.0
																				1.7

NOTE: Be sure to check for related offense codes when examining a particular type of crime. They may or may not be in sequential order or even on the same page.

C2 2021 Total Prisoner Population by Minimum Term Distribution for Women – All Offenses

Page 5 of 10

C - 63

GRAND TOTALS			TOTAL*	.5	1	1.5	2	2.5	3	3.5	4	4.5	5	10	15	20	25	>25	LIFE	AVG
VIOLATIONS			1,566	2	32	123	145	66	103	31	73	36	100	261	132	115	82	65	200	8.8
ATTEMPTS			1,548	2	28	117	141	63	103	30	73	36	100	261	132	115	82	65	200	8.9
Max. Penalty			18		4	6	4	3		1										1.6
Compiled Laws	Offense	Max. Penalty																		
750.2186A	False Pretenses - \$5K - <\$100K	15 ATTEMPTS	1											1						7.0
750.21871A	False Pretenses - \$100,000 or More	20 ATTEMPTS	1											1						9.0
750.224F	Weapons - Firearms, Possession by Felon	5 ATTEMPTS	3		1	1	1													1.5
750.226	Weapons - Dangerous Weapon, Carry w/ Unlawful Intent	5 ATTEMPTS	1						1											3.0
750.227	Weapons - Carry Concealed	5 ATTEMPTS	2			1		1												2.0
750.227B-A	Weapons - Felony Firearm	2 ATTEMPTS	8				8													2.0
750.227B-B	Weapons - Felony Firearm - 2nd Offense	5 ATTEMPTS	1										1							5.0
750.234A	Weapons - Firearms, Discharge from Vehicle	4 ATTEMPTS	1				1													2.0
750.234B	Weapons - Firearms, Discharge from Vehicle Causing Injury	15 ATTEMPTS	1								1									4.0
750.248	Forgery	14 ATTEMPTS	2			1							1							3.0
750.249	Utter & Publish	14 ATTEMPTS	13			1	3	3	2	1	2			1						3.0
			1			1														1.1
750.253	Utter & Publish - Counterfeit Bills/Notes	5 ATTEMPTS	1				1													2.0
750.316	Homicide	LIFE ATTEMPTS	27																27	
750.316-A	Homicide - Murder 1st Degree, Premeditated	LIFE ATTEMPTS	76														4	72	32.3	
750.316-B	Homicide - Felony Murder	LIFE ATTEMPTS	57																57	
750.316-C	Homicide - Open Murder, Statutory Short Form	LIFE ATTEMPTS	24															1	23	28.0
750.317	Homicide - Murder 2nd Degree	LIFE ATTEMPTS	296											21	58	87	63	52	15	20.8
750.317A	Deliver Controlled Substance Cause Death	LIFE ATTEMPTS	8						1			1			4	1	1			12.8

NOTE: Be sure to check for related offense codes when examining a particular type of crime. They may or may not be in sequential order or even on the same page.

C2 2021 Total Prisoner Population by Minimum Term Distribution for Women – All Offenses

Page 6 of 10

C - 64

			TOTAL*	.5	1	1.5	2	2.5	3	3.5	4	4.5	5	10	15	20	25	>25	LIFE	AVG
GRAND TOTALS			1,566	2	32	123	145	66	103	31	73	36	100	261	132	115	82	65	200	8.8
VIOLATIONS			1,548	2	28	117	141	63	103	30	73	36	100	261	132	115	82	65	200	8.9
ATTEMPTS			18		4	6	4	3		1										1.6
Compiled Laws	Offense	Max. Penalty																		
750.321	Homicide - Manslaughter	15 ATTEMPTS	8										1	6	1					8.4
750.321-A	Homicide - Manslaughter, Statutory Short Form	15 ATTEMPTS	11				1						3	7						7.0
750.321-C	Homicide - Manslaughter, Involuntary	15 ATTEMPTS	16				2		2				4	6	2					6.9
750.321-E	Homicide - Manslaughter w/ Motor Vehicle	15 ATTEMPTS	2									1		1						5.6
750.329	Homicide - Manslaughter, Death w/ Weapon, Aim w/o Malice	15 ATTEMPTS	1								1									4.0
750.349	Kidnapping	LIFE ATTEMPTS	2													2				17.9
750.349B	Unlawful Imprisonment	15 ATTEMPTS	2										2							5.0
750.3562A	Larceny - \$20K or More	10 ATTEMPTS	1			1														1.1
750.3563A	Larceny - \$1K - <\$20K	5 ATTEMPTS	1			1														1.3
750.356C	Retail Fraud - 1st Degree	5 ATTEMPTS	28		2	9	5	5	3		2		1	1						2.3
750.357	Larceny from Person	10 ATTEMPTS	6 1				1	2 1	1		1		1							3.1 2.5
750.360	Larceny in Building	4 ATTEMPTS	8		1	1	2	2	2											1.9
750.377B	Malicious Destruction Fire/ Police Property	4 ATTEMPTS	3	1	1	1														.9
750.411A1B	False Report of Felony	4 ATTEMPTS	3			1	1		1											2.1
750.411i	Stalking - Aggravated	5 ATTEMPTS	5		1	2		1					1							2.2
750.413	Motor Vehicle - Unlawful Drive Away	5 ATTEMPTS	2		1						1									2.5
750.422-B	Perjury - Court Proceeding	15 ATTEMPTS	1 1				1							1						7.0 1.9
750.4362A	Poisoning - Food/Drink/ Medicine/Water	15 ATTEMPTS	1								1									4.0

NOTE: Be sure to check for related offense codes when examining a particular type of crime. They may or may not be in sequential order or even on the same page.

C2 2021 Total Prisoner Population by Minimum Term Distribution for Women – All Offenses

Page 7 of 10

C - 65

GRAND TOTALS			TOTAL*	.5	1	1.5	2	2.5	3	3.5	4	4.5	5	10	15	20	25	>25	LIFE	AVG
VIOLATIONS			1,566	2	32	123	145	66	103	31	73	36	100	261	132	115	82	65	200	8.8
ATTEMPTS			1,548	2	28	117	141	63	103	30	73	36	100	261	132	115	82	65	200	8.9
Max. Penalty			18		4	6	4	3		1										1.6
Compiled Laws	Offense	Max. Penalty																		
750.455	Prostitution - Pandering	20 ATTEMPTS	1														1			25.0
750.462B2	Human Trafficking-Forced Labor Resulting Injury/Commercial Sexual Activity	15 ATTEMPTS	2								1		1							4.5
750.462B4	Human Trafficking - Forced Labor w/Kidnapping, CSC, or Death	LIFE ATTEMPTS	1											1						5.5
750.479A3	Police Officer - Flee (Penal Code) 3rd Degree	5 ATTEMPTS	2							1	1									3.7
750.479A4-A	Police Officer - Flee (Penal Code) -2nd Offense	10 ATTEMPTS	1										1							4.8
750.479B1	Peace Officer - Disarming - Non-Firearm	4 ATTEMPTS	1				1													2.0
750.483A6B	Tamper w/ Evidence - Criminal Case Max >10 yr Term	10 ATTEMPTS	2						2											3.0
750.505-A	Obstruction of Justice	5 ATTEMPTS	1										1							5.0
750.505-B	Accessory After the Fact to Felony	5 ATTEMPTS	3				2			1										2.4
750.520B	CSC - 1st Degree - Multiple Variables	LIFE ATTEMPTS	4											1	2			1		15.3
750.520B1A	CSC - 1st Degree - Person Under 13	LIFE ATTEMPTS	13											4	2	3		1	3	14.9
750.520B1B	CSC - 1st Degree - Relationship	LIFE ATTEMPTS	6								1		1	1	2	1				10.8
750.520B1C	CSC - 1st Degree - During Felony	LIFE ATTEMPTS	2												1		1			19.3
750.520B1E	CSC - 1st Degree - Weapon Used	LIFE ATTEMPTS	1											1						9.0
750.520B2B	CSC - 1st Degree - Person <13, Defendant 17+ yrs.	LIFE ATTEMPTS	9											1	1		5	1	1	22.5
750.520C	CSC - 2nd Degree - Multiple Variables	15 ATTEMPTS	3				1						1	1						4.2
750.520C1A	CSC - 2nd Degree - Person Under 13	15 ATTEMPTS	1								1									3.6
750.520C2B	CSC - 2nd Degree - Person <13, Defendant 17+ yrs.	15 ATTEMPTS	2											2						7.5

NOTE: Be sure to check for related offense codes when examining a particular type of crime. They may or may not be in sequential order or even on the same page.

C2 2021 Total Prisoner Population by Minimum Term Distribution for Women – All Offenses

Page 8 of 10

C - 66

			TOTAL*	.5	1	1.5	2	2.5	3	3.5	4	4.5	5	10	15	20	25	>25	LIFE	AVG
GRAND TOTALS			1,566	2	32	123	145	66	103	31	73	36	100	261	132	115	82	65	200	8.8
VIOLATIONS			1,548	2	28	117	141	63	103	30	73	36	100	261	132	115	82	65	200	8.9
ATTEMPTS			18		4	6	4	3		1										1.6
Compiled Laws	Offense	Max. Penalty																		
750.520D	CSC - 3rd Degree - Multiple Variables	15 ATTEMPTS	1											1						10.0
750.520D1A	CSC - 3rd Degree - Person 13-15	15 ATTEMPTS	13			1	2		1			1	2	6						5.8
750.520D1B	CSC - 3rd Degree - Force/Coercion	15 ATTEMPTS	3								1		1	1						5.7
750.520D1D	CSC - 3rd Degree - Incest	15 ATTEMPTS	1								1									3.8
750.520D1E	CSC - 3rd Degree - Student	15 ATTEMPTS	1									1								4.3
750.520G1	CSC - Assault w/ Intent to Commit Sexual Penetration	10 ATTEMPTS	2			1							1							3.0
750.529	Robbery - Armed	LIFE ATTEMPTS	1			1														1.5
750.529-A	Robbery - Armed - Serious Injury	LIFE ATTEMPTS	78				1	3	1		3	3	9	35	17	2	3		1	8.7
750.529A	Carjacking	LIFE ATTEMPTS	1																	1.7
750.529A	Carjacking	LIFE ATTEMPTS	5											4	1					8.7
750.530	Robbery - Unarmed	15 ATTEMPTS	18								2		2	6	3	3	1	1		12.8
750.531-A	Bank Robbery	LIFE ATTEMPTS	33		1	1	6	1	3	1	4	2	4	7	2	1				5.1
750.531-A	Bank Robbery	LIFE ATTEMPTS	2		1	1														1.1
750.5357	Stolen Prop. - Receive & Conceal, Motor Vehicle	5 ATTEMPTS	5							1			2	1	1					6.9
750.535B	Weapons - Firearms, Receive & Conceal	10 ATTEMPTS	5			2	3													1.6
750.543M	Terrorism - False Report or Threat	20 ATTEMPTS	1			1														1.5
750.72	Arson - Dwelling House/ Curtilage	20 ATTEMPTS	1											1						10.0
750.72-A	Arson - Dwelling House	20 ATTEMPTS	2								1				1					7.5
750.73	Arson - Real Property	10 ATTEMPTS	2			1								1						5.6
750.731	Arson - Second Degree	20 ATTEMPTS	1				1													1.9
750.731	Arson - Second Degree	20 ATTEMPTS	3					1			1		1							3.8
750.731	Arson - Second Degree	20 ATTEMPTS	1			1														1.2

NOTE: Be sure to check for related offense codes when examining a particular type of crime. They may or may not be in sequential order or even on the same page.

C2 2021 Total Prisoner Population by Minimum Term Distribution for Women – All Offenses

Page 9 of 10

C - 67

GRAND TOTALS			TOTAL*	.5	1	1.5	2	2.5	3	3.5	4	4.5	5	10	15	20	25	>25	LIFE	AVG
VIOLATIONS			1,566	2	32	123	145	66	103	31	73	36	100	261	132	115	82	65	200	8.8
ATTEMPTS			1,548	2	28	117	141	63	103	30	73	36	100	261	132	115	82	65	200	8.9
Max. Penalty			18		4	6	4	3		1										1.6
Compiled Laws	Offense	Max. Penalty																		
750.751	Fourth Degree Arson	5 ATTEMPTS	1											1						10.0
750.791C3	Arson - Preparation to Burn Property	5 ATTEMPTS	1				1													2.0
750.791D6	Arson - Preparation to Burn a Building	10 ATTEMPTS	1		1															1.0
750.814	Domestic Violence - 3rd Offense	2 ATTEMPTS	11			4	2	1	3	1										2.1
750.81D1	Police Officer - Assault/Resist/Obstruct	2 ATTEMPTS	5		1	2	1		1											1.7
750.82	Felonious Assault	4 ATTEMPTS	10		1	4	2	1	1				1							2.0
750.83	Assault w/ Intent to Murder	LIFE ATTEMPTS	37								2		1	19	7	6	2			11.6
750.84	Assault w/ Intent to do Great Bodily Harm Less Than Murder	10 ATTEMPTS	39		1	4	3	2	6	3	4	1	8	7						7.9
750.85	Torture	LIFE ATTEMPTS	2				1	1												2.2
750.88	Assault w/ Intent to Rob While Unarmed	15 ATTEMPTS	7											4	3					16.5
750.89	Assault w/ Intent to Rob While Armed	LIFE ATTEMPTS	5		1				2					1	1					5.5
750.90A	Assault - Pregnant Individual, Miscarriage/Stillbirth w/ Intent	LIFE ATTEMPTS	5											2	2			1		15.7
750.91	Homicide - Attempted Murder	LIFE ATTEMPTS	1																1	
752.1084	Organized Retail Crime	5 ATTEMPTS	1																	18.0
752.7973D	Computers - Use to Commit Crime Max 4 yrs - <10 yrs	7 ATTEMPTS	4		1		1		1					1						3.0
752.7973F	Computers - Use to Commit Crime Max 20 yrs or More	20 ATTEMPTS	1			1					1			2						1.3
767A.91A	Prosecutor's Investigative Perjury	15 ATTEMPTS	4				1													5.7
771.3F	Tampering with Electronic Monitoring Device	2 ATTEMPTS	1						1											3.0
			3		1	1	1													1.4

NOTE: Be sure to check for related offense codes when examining a particular type of crime. They may or may not be in sequential order or even on the same page.

C2 2021 Total Prisoner Population by Minimum Term Distribution for Women — All Offenses

Page 10 of 10

			TOTAL*	.5	1	1.5	2	2.5	3	3.5	4	4.5	5	10	15	20	25	>25	LIFE	AVG
GRAND TOTALS			1,566	2	32	123	145	66	103	31	73	36	100	261	132	115	82	65	200	8.8
VIOLATIONS			1,548	2	28	117	141	63	103	30	73	36	100	261	132	115	82	65	200	8.9
ATTEMPTS			18		4	6	4	3		1										1.6
Compiled Laws	Offense	Max. Penalty																		
800.2814	Prisons - Prisoner Possessing Contraband	5 ATTEMPTS	1			1														1.2
801.2632	Jails - Prisoner Possessing Contraband	5 ATTEMPTS	3				1		2											2.6

NOTES: Be sure to check for related offense codes when examining a particular type of crime. They may or may not be in sequential order or even on the same page.
 Largest minimum term is reported for prisoners with multiple offenses.
 When minimum terms exceed maximum penalties, that may be due to anomalies in criminal justice practices, habitualized offenses, database errors, etc.
 Each minimum term category is rounded up from the preceding category (for example, the ten-year category includes all minimums longer than five years up to exactly ten years).
 Minimum term averages are based on raw data (with life sentences excluded from the calculations).
 HYTA cases are included in the data.

Source: Offender Management Network Information (OMNI)

2021 Age Breakdown of Prisoner Population by Location

Page 1 of 2

C - 69

INSTITUTION	< 20	20-24	25-29	30-34	35-39	40-44	45-49	50-54	55-59	60-64	65-69	70-74	75-79	80+	MED AGE	AVG AGE	COUNT
Alger Corr. Fac. (LMF)	1 0.1%	71 9.5%	167 22.4%	167 22.4%	115 15.5%	73 9.8%	56 7.5%	41 5.5%	24 3.2%	18 2.4%	7 0.9%	4 0.5%			33	36	744
Baraga Max. Corr. Fac. (AMF)		56 7.9%	189 26.7%	167 23.6%	85 12.0%	63 8.9%	56 7.9%	35 4.9%	24 3.4%	19 2.7%	9 1.3%	4 0.6%	1 0.1%		32	36	708
Bellamy Creek Corr. Fac. (IBC)	5 0.4%	152 10.9%	281 20.1%	282 20.1%	216 15.4%	158 11.3%	112 8.0%	60 4.3%	43 3.1%	53 3.8%	26 1.9%	6 0.4%	4 0.3%	2 0.1%	34	37	1,400
Brooks, Earnest C. Corr. Fac. (LRF)	6 0.5%	83 6.9%	216 18.0%	206 17.1%	178 14.8%	138 11.5%	112 9.3%	92 7.6%	85 7.1%	45 3.7%	25 2.1%	11 0.9%	5 0.4%	1 0.1%	37	39	1,203
Carson City Corr. Fac. (DRF)	2 0.1%	83 4.8%	208 11.9%	260 14.9%	201 11.5%	231 13.3%	162 9.3%	182 10.4%	156 9.0%	119 6.8%	86 4.9%	26 1.5%	19 1.1%	7 0.4%	42	44	1,742
Central Michigan Corr. Fac. (STF)	4 0.2%	129 5.2%	290 11.7%	396 16.0%	352 14.2%	370 15.0%	282 11.4%	242 9.8%	202 8.2%	106 4.3%	65 2.6%	28 1.1%	7 0.3%	1 0.0%	40	42	2,474
Chippewa Corr. Fac. (URF)	2 0.1%	59 4.1%	207 14.5%	264 18.5%	205 14.3%	191 13.4%	146 10.2%	140 9.8%	97 6.8%	56 3.9%	41 2.9%	21 1.5%	1 0.1%		39	41	1,430
Cooper Street Corr. Fac. (JCS)	4 0.3%	87 5.5%	200 12.8%	278 17.7%	225 14.3%	224 14.3%	164 10.5%	141 9.0%	115 7.3%	73 4.7%	38 2.4%	16 1.0%	3 0.2%		39	41	1,568
Cotton, G. Robert Corr. Fac. (JCF)	5 0.3%	91 6.2%	158 10.7%	244 16.6%	198 13.5%	192 13.0%	144 9.8%	128 8.7%	123 8.4%	77 5.2%	57 3.9%	35 2.4%	14 1.0%	6 0.4%	41	43	1,472
Egeler, C.E. Reception & Guidance (RGC)	25 2.4%	117 11.4%	135 13.2%	168 16.4%	134 13.1%	134 13.1%	85 8.3%	58 5.7%	58 5.7%	33 3.2%	28 2.7%	15 1.5%	16 1.6%	16 1.6%	37	40	1,022
Handlon, Richard A. Corr. Fac. (MTU)	1 0.1%	67 5.6%	128 10.7%	145 12.2%	158 13.3%	174 14.6%	144 12.1%	127 10.7%	117 9.8%	60 5.0%	45 3.8%	18 1.5%	5 0.4%	2 0.2%	42	43	1,191
Harrison, Gus Corr. Fac. (ARF)	8 0.5%	84 4.9%	190 11.0%	259 15.1%	228 13.3%	229 13.3%	206 12.0%	186 10.8%	160 9.3%	93 5.4%	40 2.3%	22 1.3%	11 0.6%	4 0.2%	41	43	1,720
Ionia Max Corr. Fac. (ICF)	1 0.2%	63 9.5%	128 19.3%	111 16.7%	72 10.9%	59 8.9%	75 11.3%	53 8.0%	38 5.7%	28 4.2%	19 2.9%	15 2.3%	1 0.2%		36	39	663
Kinross Corr. Fac. (KCF)	8 0.6%	47 3.8%	103 8.3%	161 13.0%	165 13.3%	174 14.0%	169 13.6%	154 12.4%	122 9.8%	73 5.9%	41 3.3%	17 1.4%	5 0.4%		44	44	1,239
Lakeland Corr. Fac. (LCF)		30 2.1%	98 6.7%	131 9.0%	148 10.2%	164 11.3%	162 11.1%	177 12.1%	142 9.7%	145 10.0%	125 8.6%	76 5.2%	41 2.8%	18 1.2%	49	50	1,457
Macomb Corr. Fac. (MRF)	4 0.3%	99 8.4%	146 12.4%	174 14.8%	163 13.8%	152 12.9%	130 11.0%	118 10.0%	83 7.0%	55 4.7%	26 2.2%	18 1.5%	9 0.8%	2 0.2%	40	41	1,179
Marquette Branch Prison (MBP)	1 0.2%	49 8.2%	120 20.1%	147 24.6%	93 15.6%	59 9.9%	47 7.9%	35 5.9%	20 3.3%	16 2.7%	3 0.5%	6 1.0%	0 0.0%	2 0.3%	34	37	598
Michigan Reformatory (RMI)	4 0.5%	88 11.0%	152 19.0%	146 18.2%	116 14.5%	94 11.7%	52 6.5%	62 7.7%	44 5.5%	30 3.7%	6 0.7%	5 0.6%	2 0.2%		35	37	801
Muskegon Corr. Fac. (MCF)	2 0.2%	25 2.2%	107 9.4%	144 12.6%	155 13.5%	159 13.9%	131 11.5%	143 12.5%	123 10.8%	72 6.3%	50 4.4%	22 1.9%	4 0.3%	7 0.6%	44	45	1,144
Newberry Corr. Fac. (NCF)		16 2.8%	79 13.7%	98 17.0%	101 17.5%	86 14.9%	52 9.0%	53 9.2%	38 6.6%	29 5.0%	11 1.9%	10 1.7%	3 0.5%		39	41	576
Oaks Corr. Fac. (ECF)		72 7.2%	177 17.6%	192 19.1%	165 16.5%	115 11.5%	78 7.8%	78 7.8%	49 4.9%	40 4.0%	22 2.2%	10 1.0%	2 0.2%	3 0.3%	36	39	1,003
Parnall Corr. Fac. (SMT)	3 0.2%	78 5.6%	129 9.3%	227 16.4%	210 15.1%	199 14.3%	141 10.2%	140 10.1%	122 8.8%	78 5.6%	34 2.5%	16 1.2%	6 0.4%	4 0.3%	41	42	1,387
Saginaw Corr. Fac. (SRF)	5 0.3%	120 8.2%	239 16.4%	217 14.9%	186 12.8%	158 10.9%	121 8.3%	111 7.6%	97 6.7%	87 6.0%	55 3.8%	42 2.9%	15 1.0%	3 0.2%	38	41	1,456

2021 Age Breakdown of Prisoner Population by Location

Page 2 of 2

INSTITUTION	< 20	20-24	25-29	30-34	35-39	40-44	45-49	50-54	55-59	60-64	65-69	70-74	75-79	80+	MED AGE	AVG AGE	COUNT
Special Alt. Incar. Fac. - Female (ZLW)		1 14.3%	3 42.9%			1 14.3%	2 28.6%								29	34	7
Special Alt. Incar. Fac. - Male (ZLI)	1 3.6%	2 7.1%	9 32.1%	4 14.3%	8 28.6%		1 3.6%	3 10.7%							32	34	28
St. Louis Corr. Fac. (SLF)	14 1.3%	169 15.3%	262 23.8%	205 18.6%	160 14.5%	109 9.9%	56 5.1%	54 4.9%	37 3.4%	21 1.9%	4 0.4%	6 0.5%	2 0.2%	2 0.2%	31	34	1,101
Thumb Corr. Fac. (TCF)	47 5.0%	106 11.3%	51 5.4%	78 8.3%	90 9.6%	107 11.4%	101 10.7%	108 11.5%	89 9.4%	59 6.3%	58 6.2%	29 3.1%	15 1.6%	4 0.4%	44	44	942
Women's Huron Valley Corr. Fac. (WHV)	5 0.3%	102 6.5%	253 16.2%	266 17.0%	238 15.2%	213 13.6%	164 10.5%	125 8.0%	90 5.8%	41 2.6%	39 2.5%	12 0.8%	9 0.6%	4 0.3%	37	40	1,561
Woodland Center Corr. Fac. (WCC)		13 3.5%	36 9.8%	50 13.6%	49 13.4%	55 15.0%	46 12.5%	37 10.1%	25 6.8%	22 6.0%	20 5.4%	9 2.5%	5 1.4%		43	44	367
Total	158 0.5%	2,159 6.7%	4,461 13.9%	5,187 16.1%	4,414 13.7%	4,081 12.7%	3,197 9.9%	2,883 9.0%	2,323 7.2%	1,548 4.8%	980 3.0%	499 1.6%	205 0.6%	88 0.3%	39	40	32,186*

*Total includes 3 cases with insufficient information.

Source: Offender Management Network Information (OMNI)

C3a

2021 Age Breakdown of White Prisoner Population by Location

Page 1 of 2

C - 71

INSTITUTION	< 20	20-24	25-29	30-34	35-39	40-44	45-49	50-54	55-59	60-64	65-69	70-74	75-79	80+	MED AGE	AVG AGE	COUNT
Alger Corr. Fac. (LMF)	1 0.4%	19 8.4%	26 11.6%	41 18.2%	45 20.0%	26 11.6%	19 8.4%	18 8.0%	10 4.4%	12 5.3%	5 2.2%	3 1.3%			37	40	225
Baraga Max. Corr. Fac. (AMF)		17 9.9%	33 19.3%	34 19.9%	20 11.7%	25 14.6%	16 9.4%	9 5.3%	10 5.8%	3 1.8%	1 0.6%	3 1.8%			35	37	171
Bellamy Creek Corr. Fac. (IBC)	1 0.1%	64 9.4%	112 16.4%	133 19.5%	123 18.0%	90 13.2%	59 8.6%	34 5.0%	18 2.6%	22 3.2%	17 2.5%	5 0.7%	3 0.4%	2 0.3%	36	38	683
Brooks, Earnest C. Corr. Fac. (LRF)	2 0.4%	26 5.2%	59 11.9%	80 16.1%	82 16.5%	74 14.9%	47 9.5%	41 8.2%	45 9.1%	19 3.8%	12 2.4%	6 1.2%	3 0.6%	1 0.2%	39	41	497
Carson City Corr. Fac. (DRF)	2 0.2%	35 4.0%	77 8.9%	130 15.0%	113 13.0%	109 12.6%	87 10.0%	85 9.8%	79 9.1%	67 7.7%	48 5.5%	18 2.1%	11 1.3%	6 0.7%	43	45	867
Central Michigan Corr. Fac. (STF)	2 0.1%	61 4.5%	133 9.9%	201 15.0%	214 15.9%	211 15.7%	161 12.0%	127 9.5%	115 8.6%	59 4.4%	36 2.7%	16 1.2%	6 0.4%	1 0.1%	41	42	1,343
Chippewa Corr. Fac. (URF)	1 0.2%	20 4.4%	45 9.8%	69 15.1%	67 14.6%	69 15.1%	49 10.7%	60 13.1%	31 6.8%	23 5.0%	15 3.3%	9 2.0%			41	43	458
Cooper Street Corr. Fac. (JCS)	1 0.1%	43 5.7%	72 9.5%	131 17.2%	108 14.2%	115 15.1%	82 10.8%	67 8.8%	69 9.1%	42 5.5%	20 2.6%	9 1.2%	1 0.1%		40	42	760
Cotton, G. Robert Corr. Fac. (JCF)	3 0.4%	39 5.0%	77 9.9%	135 17.4%	119 15.3%	107 13.8%	67 8.6%	67 8.6%	70 9.0%	35 4.5%	31 4.0%	14 1.8%	9 1.2%	4 0.5%	40	43	777
Egeler, C.E. Reception & Guidance (RGC)	8 1.4%	52 9.1%	58 10.1%	95 16.6%	91 15.9%	79 13.8%	53 9.2%	34 5.9%	40 7.0%	21 3.7%	17 3.0%	10 1.7%	7 1.2%	8 1.4%	39	41	573
Handlon, Richard A. Corr. Fac. (MTU)	1 0.2%	37 5.9%	61 9.8%	78 12.5%	86 13.8%	89 14.3%	68 10.9%	67 10.8%	68 10.9%	35 5.6%	20 3.2%	7 1.1%	3 0.5%	2 0.3%	42	43	622
Harrison, Gus Corr. Fac. (ARF)	2 0.3%	32 4.0%	77 9.7%	123 15.5%	130 16.4%	113 14.3%	97 12.2%	87 11.0%	63 8.0%	33 4.2%	14 1.8%	12 1.5%	6 0.8%	3 0.4%	41	42	792
Ionia Max Corr. Fac. (ICF)		17 6.7%	43 17.1%	36 14.3%	29 11.5%	27 10.7%	34 13.5%	20 7.9%	18 7.1%	12 4.8%	7 2.8%	9 3.6%			40	41	252
Kinross Corr. Fac. (KCF)		10 2.3%	34 7.7%	56 12.7%	69 15.6%	65 14.7%	48 10.9%	55 12.5%	46 10.4%	28 6.3%	19 4.3%	8 1.8%	3 0.7%		44	45	441
Lakeland Corr. Fac. (LCF)		13 2.1%	38 6.1%	45 7.3%	67 10.8%	74 11.9%	72 11.6%	68 11.0%	53 8.5%	63 10.2%	51 8.2%	42 6.8%	23 3.7%	11 1.8%	50	51	620
Macomb Corr. Fac. (MRF)	1 0.2%	33 7.5%	42 9.5%	61 13.9%	65 14.8%	61 13.9%	48 10.9%	45 10.2%	36 8.2%	25 5.7%	10 2.3%	8 1.8%	5 1.1%		41	42	440
Marquette Branch Prison (MBP)		17 6.6%	37 14.3%	51 19.7%	50 19.3%	40 15.4%	26 10.0%	15 5.8%	9 3.5%	9 3.5%	1 0.4%	2 0.8%		2 0.8%	37	39	259
Michigan Reformatory (RMI)	1 0.3%	27 8.5%	53 16.6%	50 15.7%	67 21.0%	46 14.4%	19 6.0%	24 7.5%	9 2.8%	15 4.7%	5 1.6%	3 0.9%			36	38	319
Muskegon Corr. Fac. (MCF)		11 2.5%	33 7.6%	42 9.6%	67 15.3%	67 15.3%	45 10.3%	64 14.6%	47 10.8%	34 7.8%	17 3.9%	5 1.1%	1 0.2%	4 0.9%	44	46	437
Newberry Corr. Fac. (NCF)		5 2.0%	29 11.6%	34 13.5%	53 21.1%	39 15.5%	22 8.8%	18 7.2%	20 8.0%	17 6.8%	4 1.6%	7 2.8%	3 1.2%		40	43	251
Oaks Corr. Fac. (ECF)		32 6.7%	73 15.4%	87 18.3%	80 16.8%	68 14.3%	30 6.3%	40 8.4%	27 5.7%	17 3.6%	11 2.3%	5 1.1%	2 0.4%	3 0.6%	38	40	475
Parnall Corr. Fac. (SMT)	1 0.1%	48 5.3%	71 7.8%	145 16.0%	144 15.9%	128 14.1%	104 11.5%	94 10.4%	82 9.0%	47 5.2%	24 2.6%	11 1.2%	6 0.7%	3 0.3%	41	43	908
Saginaw Corr. Fac. (SRF)	4 0.6%	36 5.2%	82 11.8%	91 13.1%	110 15.9%	90 13.0%	61 8.8%	58 8.4%	50 7.2%	47 6.8%	26 3.7%	27 3.9%	9 1.3%	3 0.4%	40	43	694

C3a 2021 Age Breakdown of White Prisoner Population by Location

Page 2 of 2

INSTITUTION	< 20	20-24	25-29	30-34	35-39	40-44	45-49	50-54	55-59	60-64	65-69	70-74	75-79	80+	MED AGE	AVG AGE	COUNT
Special Alt. Incar. Fac. - Female (ZLW)		1 20.0%	1 20.0%			1 20.0%	2 40.0%								43	37	5
Special Alt. Incar. Fac. - Male (ZLI)	1 5.3%	1 5.3%	5 26.3%	3 15.8%	5 26.3%		1 5.3%	3 15.8%							34	35	19
St. Louis Corr. Fac. (SLF)	3 0.9%	32 9.5%	50 14.8%	50 14.8%	71 21.0%	38 11.2%	27 8.0%	28 8.3%	20 5.9%	11 3.3%	2 0.6%	3 0.9%	2 0.6%	1 0.3%	37	39	338
Thumb Corr. Fac. (TCF)	18 5.3%	31 9.1%	16 4.7%	29 8.5%	39 11.5%	33 9.7%	30 8.8%	31 9.1%	39 11.5%	26 7.6%	24 7.1%	15 4.4%	7 2.1%	2 0.6%	45	45	340
Women's Huron Valley Corr. Fac. (WHV)	2 0.2%	55 5.8%	144 15.3%	148 15.7%	170 18.0%	145 15.4%	97 10.3%	71 7.5%	51 5.4%	20 2.1%	21 2.2%	8 0.8%	6 0.6%	4 0.4%	38	40	942
Woodland Center Corr. Fac. (WCC)		6 3.8%	16 10.2%	25 15.9%	22 14.0%	16 10.2%	23 14.6%	16 10.2%	9 5.7%	10 6.4%	9 5.7%	3 1.9%	2 1.3%		42	44	157
Total	55 0.4%	820 5.6%	1,597 10.9%	2,203 15.0%	2,306 15.7%	2,045 13.9%	1,494 10.2%	1,346 9.2%	1,134 7.7%	752 5.1%	467 3.2%	268 1.8%	118 0.8%	60 0.4%	40	42	14,665

Source: Offender Management Network Information (OMNI)

2021 Age Breakdown of Non-White Prisoner Population by Location

Page 1 of 2

C - 73

INSTITUTION	< 20	20-24	25-29	30-34	35-39	40-44	45-49	50-54	55-59	60-64	65-69	70-74	75-79	80+	MED AGE	AVG AGE	COUNT
Alger Corr. Fac. (LMF)		52 10.0%	141 27.2%	126 24.3%	70 13.5%	47 9.1%	37 7.1%	23 4.4%	14 2.7%	6 1.2%	2 0.4%	1 0.2%			32	34	519
Baraga Max. Corr. Fac. (AMF)		39 7.3%	156 29.1%	133 24.8%	65 12.1%	38 7.1%	40 7.4%	26 4.8%	14 2.6%	16 3.0%	8 1.5%	1 0.2%	1 0.2%		32	36	537
Bellamy Creek Corr. Fac. (IBC)	4 0.6%	88 12.3%	169 23.6%	149 20.8%	93 13.0%	68 9.5%	53 7.4%	26 3.6%	25 3.5%	31 4.3%	9 1.3%	1 0.1%	1 0.1%		32	36	717
Brooks, Earnest C. Corr. Fac. (LRF)	4 0.6%	57 8.1%	157 22.2%	126 17.8%	96 13.6%	64 9.1%	65 9.2%	51 7.2%	40 5.7%	26 3.7%	13 1.8%	5 0.7%	2 0.3%		35	38	706
Carson City Corr. Fac. (DRF)		48 5.5%	131 15.0%	130 14.9%	88 10.1%	122 13.9%	75 8.6%	97 11.1%	77 8.8%	52 5.9%	38 4.3%	8 0.9%	8 0.9%	1 0.1%	41	43	875
Central Michigan Corr. Fac. (STF)	2 0.2%	68 6.0%	157 13.9%	195 17.2%	138 12.2%	159 14.1%	121 10.7%	115 10.2%	87 7.7%	47 4.2%	29 2.6%	12 1.1%	1 0.1%		40	41	1,131
Chippewa Corr. Fac. (URF)	1 0.1%	39 4.0%	162 16.7%	195 20.1%	138 14.2%	122 12.6%	97 10.0%	80 8.2%	66 6.8%	33 3.4%	26 2.7%	12 1.2%	1 0.1%		38	40	972
Cooper Street Corr. Fac. (JCS)	3 0.4%	44 5.4%	128 15.8%	147 18.2%	117 14.5%	109 13.5%	82 10.1%	74 9.2%	46 5.7%	31 3.8%	18 2.2%	7 0.9%	2 0.2%		38	40	808
Cotton, G. Robert Corr. Fac. (JCF)	2 0.3%	52 7.5%	81 11.7%	109 15.7%	79 11.4%	85 12.2%	77 11.1%	61 8.8%	53 7.6%	42 6.0%	26 3.7%	21 3.0%	5 0.7%	2 0.3%	41	42	695
Egeler, C.E. Reception & Guidance (RGC)	17 3.8%	65 14.5%	77 17.1%	73 16.3%	43 9.6%	55 12.2%	32 7.1%	24 5.3%	18 4.0%	12 2.7%	11 2.4%	5 1.1%	9 2.0%	8 1.8%	34	38	449
Handlon, Richard A. Corr. Fac. (MTU)		30 5.3%	67 11.8%	67 11.8%	72 12.7%	85 14.9%	76 13.4%	60 10.5%	49 8.6%	25 4.4%	25 4.4%	11 1.9%	2 0.4%		42	43	569
Harrison, Gus Corr. Fac. (ARF)	6 0.6%	52 5.6%	113 12.2%	136 14.7%	98 10.6%	116 12.5%	109 11.7%	99 10.7%	97 10.5%	60 6.5%	26 2.8%	10 1.1%	5 0.5%	1 0.1%	42	43	928
Ionia Max Corr. Fac. (ICF)	1 0.2%	46 11.2%	85 20.7%	75 18.2%	43 10.5%	32 7.8%	41 10.0%	33 8.0%	20 4.9%	16 3.9%	12 2.9%	6 1.5%	1 0.2%		34	38	411
Kinross Corr. Fac. (KCF)	8 1.0%	37 4.6%	69 8.6%	105 13.2%	96 12.0%	109 13.7%	121 15.2%	99 12.4%	76 9.5%	45 5.6%	22 2.8%	9 1.1%	2 0.3%		44	43	798
Lakeland Corr. Fac. (LCF)		17 2.0%	60 7.2%	86 10.3%	81 9.7%	90 10.8%	90 10.8%	109 13.0%	89 10.6%	82 9.8%	74 8.8%	34 4.1%	18 2.2%	7 0.8%	49	49	837
Macomb Corr. Fac. (MRF)	3 0.4%	66 8.9%	104 14.1%	113 15.3%	98 13.3%	91 12.3%	82 11.1%	73 9.9%	47 6.4%	30 4.1%	16 2.2%	10 1.4%	4 0.5%	2 0.3%	39	40	739
Marquette Branch Prison (MBP)	1 0.3%	32 9.4%	83 24.5%	96 28.3%	43 12.7%	19 5.6%	21 6.2%	20 5.9%	11 3.2%	7 2.1%	2 0.6%	4 1.2%			32	35	339
Michigan Reformatory (RMI)	3 0.6%	61 12.7%	99 20.5%	96 19.9%	49 10.2%	48 10.0%	33 6.8%	38 7.9%	35 7.3%	15 3.1%	1 0.2%	2 0.4%	2 0.4%		33	37	482
Muskegon Corr. Fac. (MCF)	2 0.3%	14 2.0%	74 10.5%	102 14.4%	88 12.4%	92 13.0%	86 12.2%	79 11.2%	76 10.7%	38 5.4%	33 4.7%	17 2.4%	3 0.4%	3 0.4%	44	45	707
Newberry Corr. Fac. (NCF)		11 3.4%	50 15.4%	64 19.7%	48 14.8%	47 14.5%	30 9.2%	35 10.8%	18 5.5%	12 3.7%	7 2.2%	3 0.9%			38	40	325
Oaks Corr. Fac. (ECF)		40 7.6%	104 19.7%	105 19.9%	85 16.1%	47 8.9%	48 9.1%	38 7.2%	22 4.2%	23 4.4%	11 2.1%	5 0.9%			35	38	528
Parnall Corr. Fac. (SMT)	2 0.4%	30 6.3%	58 12.1%	82 17.1%	66 13.8%	71 14.8%	37 7.7%	46 9.6%	40 8.4%	31 6.5%	10 2.1%	5 1.0%		1 0.2%	40	41	479
Saginaw Corr. Fac. (SRF)	1 0.1%	84 11.0%	157 20.6%	126 16.5%	76 10.0%	68 8.9%	60 7.9%	53 7.0%	47 6.2%	40 5.2%	29 3.8%	15 2.0%	6 0.8%		35	39	762

C3b 2021 Age Breakdown of Non-White Prisoner Population by Location

Page 2 of 2

INSTITUTION	< 20	20-24	25-29	30-34	35-39	40-44	45-49	50-54	55-59	60-64	65-69	70-74	75-79	80+	MED AGE	AVG AGE	COUNT
Special Alt. Incar. Fac. - Female (ZLW)			2 100.0%												29	29	2
Special Alt. Incar. Fac. - Male (ZLI)		1 11.1%	4 44.4%	1 11.1%	3 33.3%										29	31	9
St. Louis Corr. Fac. (SLF)	11 1.4%	137 18.0%	212 27.8%	155 20.3%	89 11.7%	71 9.3%	29 3.8%	26 3.4%	17 2.2%	10 1.3%	2 0.3%	3 0.4%		1 0.1%	30	33	763
Thumb Corr. Fac. (TCF)	29 4.8%	75 12.5%	35 5.8%	49 8.1%	51 8.5%	74 12.3%	71 11.8%	77 12.8%	50 8.3%	33 5.5%	34 5.6%	14 2.3%	8 1.3%	2 0.3%	44	43	602
Women's Huron Valley Corr. Fac. (WHV)	3 0.5%	47 7.6%	109 17.6%	118 19.1%	68 11.0%	68 11.0%	67 10.8%	54 8.7%	39 6.3%	21 3.4%	18 2.9%	4 0.6%	3 0.5%		37	39	619
Woodland Center Corr. Fac. (WCC)		7 3.3%	20 9.5%	25 11.9%	27 12.9%	39 18.6%	23 11.0%	21 10.0%	16 7.6%	12 5.7%	11 5.2%	6 2.9%	3 1.4%		43	45	210
Total	103 0.6%	1,339 7.6%	2,864 16.3%	2,984 17.0%	2,108 12.0%	2,036 11.6%	1,703 9.7%	1,537 8.8%	1,189 6.8%	796 4.5%	513 2.9%	231 1.3%	87 0.5%	28 0.2%	38	39	17,518

Source: Offender Management Network Information (OMNI)

C4 2021 Prisoner Movement Summary

Institutions Only

INTAKE

New Court Commitment.....	2,717
Probation Violator (Technical or New Sentence).....	993
Parole Violator New Sentence	740
Escaper New Sentence.....	0
TOTAL	4,450

EXITS

Movement to Parole.....	6,198
Release to Court on Writ	1,331
Return to Parole Status After Temporary Prison Return	0
Discharge from Sentence	374
Temporarily Housed at a County Jail	4
Death.....	155
Release to Mental Health Hospital or Criminal Justice Agency	1
Escape	0
TOTAL	8,063

RETURNS

Return from Court <i>without</i> Additional Sentence Imposed	406
Technical Parole Violator Return	1,080
Return from Court <i>with</i> Additional Sentence Imposed.....	670
Return from County Jail	2
Temporary Prison Return While on Parole Status.....	22
Return from Mental Health Hospital or Criminal Justice Agency.....	0
Return from Escape of MDOC Custody	2
TOTAL	2,182

2021 Institution Population Change - 1,431
(INTAKE - EXIT + RETURN = POPULATION CHANGE)

NOTES: Includes institution and SAI-Prison movements.
Only movements affecting the total population count are shown (e.g., excludes movements between institutions and temporary movements to/from hospitals).

Source: Offender Management Network Information (OMNI)

C5**Prisoner Escapes from Secure DOC Custody¹**
Calendar Years 2014 - 2021

Location	2014	2015	2016	2017	2018	2019	2020	2021
CFA	2	0	1	0	0	0	0	0
SAI - Prison	0	0	0	1	0	0	0	0
TOTALS	2	0	1	1	0	0	0	0

¹ Includes any and all escapes from MDOC institutions, MDOC custody (i.e. while under MDOC control, such as while in transit or hospitalized) and Special Alternative Incarceration (prisoners only).

NOTE: Felony probation and parole absconds from SAI Probation and Residential Reentry supervision are now excluded from this table, and data for prior years has been adjusted in this report.

Source: Offender Management Network Information (OMNI)

This section summarizes 2021 data on offender movement to parole, and Parole Board activity and decisions. It also examines the parole outcomes of offenders who paroled in 2003-2018.

Table-Chart D shows the total number of prisoner movements to parole each year from 2007 through 2021.

Table D1 compares 2021 Parole Board activity and decisions to that of the previous twenty years. **Table D1a** provides more detail regarding the 2021 activity of the Parole Board.

Table D3 in this report was the product of work to re-engineer the tracking of offender outcomes following parole. The new effort began with tracking outcomes for a standardized two years (shorter only in the event of return to prison as a failure). This has since been extended to a standardized follow-up period of three years to meet legislative reporting requirements — thus eliminating the D2 Table. The table shows outcomes for several annual parole release cohorts to enable comparisons over time.

Table D3 represents a change from what was reported on this subject in annual MDOC Statistical Reports prior to 2005; so further explanation is warranted. The genesis of Prisoner Reentry – discussed in Section G – required a re-engineering of the old parole outcomes analysis methodology. The past table format was based on very old computer programming that tracked outcomes only until the parole terms expired. So, there were no controls on time at risk of failure in the tables because parole terms ranged from as short as a couple of months for parole-to-max cases to as long as four years for paroled lifers, while the most common parole terms are 18 to 24 months. Outcomes subsequent to the expiration of the parole terms were not reflected in the data.

The old production analysis that was generated

by the data system for parole outcomes also provided only statewide results and could not be analyzed in greater depth than was present in the report tables. As Prisoner Reentry began to be planned and implemented, it quickly became apparent that a more robust method of outcome tracking would be needed. A bridge to the past would also be needed to enable new annual parole cohorts to be compared to older release years using a consistent methodology.

Calendar year 1998 was established as the baseline parole release year of the analysis for comparison with the outcomes of future annual parole cohorts. Calendar 1998 was selected as the baseline year because it was the most recent year that would provide a full four years of potential follow-up for an entire cohort year before the follow-up periods would reach into calendar year 2003 when the Prisoner Reentry initiative began.

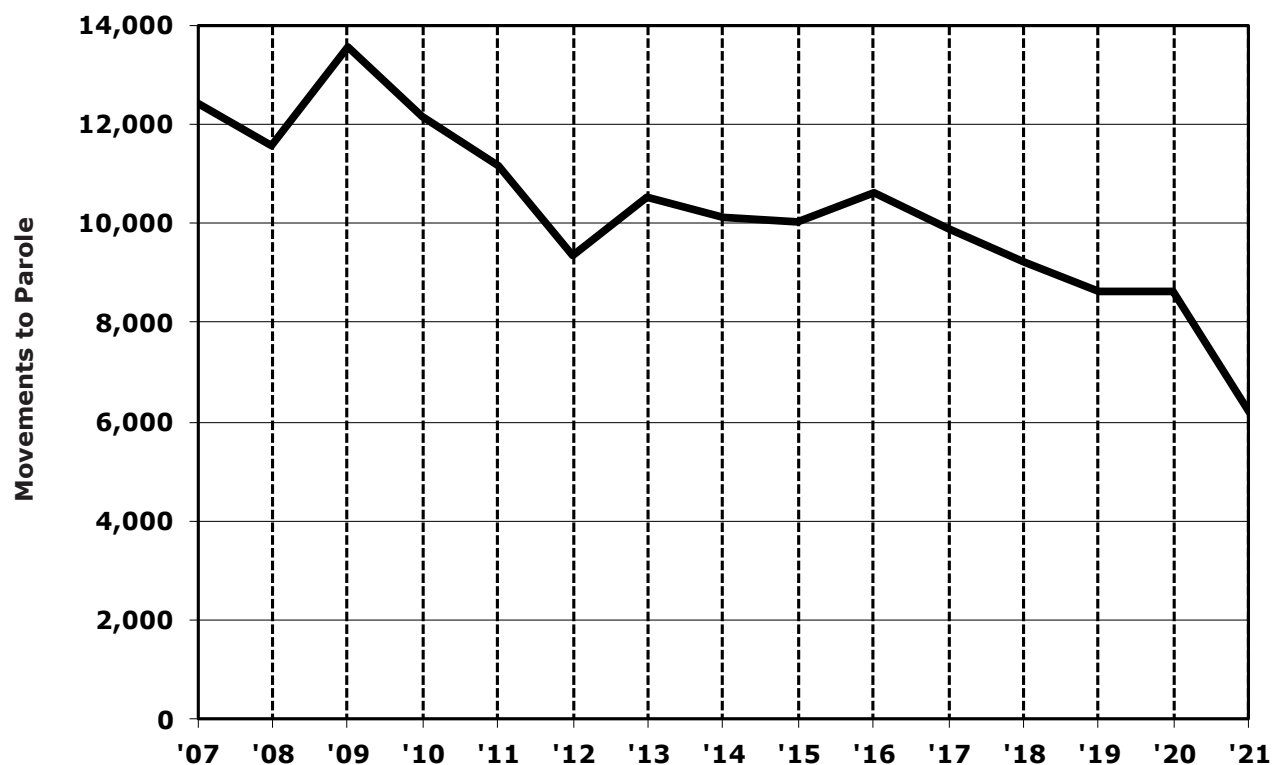
As can be seen from the **D3 Table**, the current primary definition of failure continues to be return to prison as either a parole violator technical return or with a new sentence (although the latter can now occur after the parole term expired).

Table D3 also shows offenders who were on parole absconder status at the end of the follow-up period. While on absconder status, parolees are obviously not succeeding at that point; but it is also important to note that they are not automatically headed back to prison. The determining factor in the disposition of a parole absconder is an assessment of offender risk. When risk is determined to be low (such as when an absconder is still employed and generally following parole rules, but failed to report), then the parole agent may continue to work with the case and impose local sanctions, possibly increase supervision of the case, and engage the community in service delivery designed to intervene in the behavior that led to the abscond and enable the absconder to become a successful parolee.

D Annual Movements to Parole

Calendar Years 2007 - 2021

Year	Movement to Parole	Numerical Change	Percent Change
2007	12,429	2,189	21.4
2008	11,556	(873)	(7.0)
2009	13,541	1,985	17.2
2010	12,139	(1,402)	(10.4)
2011	11,162	(977)	(8.0)
2012	9,361	(1,801)	(16.1)
2013	10,540	1,179	12.6
2014	10,117	(423)	(4.0)
2015	10,025	(92)	(0.9)
2016	10,626	601	6.0
2017	9,894	(732)	(6.9)
2018	9,194	(700)	(7.1)
2019	8,635	(559)	(6.1)
2020	8,631	(4)	(0.0)
2021	6,198	(2,433)	(28.2)



Source: Offender Management Network Information (OMNI)

D1 Parole Board Activity

Calendar Years 2001 - 2021

Year	Interviews	Paroles Without Interview	Total Paroles Ordered	Parole Denials	Parole Violation Continuances	Actual Movement to Parole
2001	19,958	2,428	10,874	11,936	2,807	10,001
2002	21,106	1,766	11,736	12,533	2,921	10,697
2003	22,280	1,539	12,902	11,892	1,436	11,752
2004	22,131	1,412	12,391	11,669	1,891	11,344
2005	21,038	1,180	12,104	10,023	1,864	10,284
2006	22,784	858	11,807	10,983	1,913	10,240
2007	24,896	941	12,930	11,690	1,444	12,429
2008	22,244	596	13,373	9,645	1,155	11,556
2009	26,514	571	16,695	10,044	1,224	13,541
2010	22,064	455	12,178	9,620	1,425	12,139
2011	16,541	468	11,265	5,907	1,434	11,162
2012	16,016	484	10,299	5,545	1,413	9,361
2013	15,850	367	10,835	5,188	1,301	10,540
2014	15,059	391	10,146	5,440	1,304	10,117
2015	15,201	110	10,664	5,021	1,135	10,025
2016	14,275	210	10,521	4,187	1,016	10,626
2017	14,136	493	10,537	4,056	1,021	9,894
2018	20,589	452	9,082	3,614	867	9,194
2019	21,864	537	9,050	3,435	929	8,635
2020	19,818	882	8,633	3,636	676	8,631
2021	16,378	456	5,567	2,939	677	6,198

Source: Offender Management System (OMS)

D1a 2021 Parole Board Actions

Total Actions – 16,378

Code/Title	Number
PAROLES AND REINSTATEMENTS	
60 Reinstatement on Parole	133
61 Regular Parole	3,713
62 Parole in Custody	190
64 Special Parole	0
67 Reparoled on Same Term	119
68 Contract Special Parole	0
69 SAI Parole*	171
70 Prisoner Reentry	785
76 Paroled Without Interview	456
Total	5,567
SERVICE CONTINUED	
19 Technical Violation Sustained	677
20 Further Demonstration	0
29 Risk to Community	2,939
Total	3,616

Code/Title	Number
DISPOSITION DEFERRED	
42 Current Psychiatric Report	3,478
46 Further Discussion	795
47 Mentally Ill Offender Reentry Plan	372
48 Satisfactory Placement	27
Total	4,672
LIFERS AND LONG INDETERMINATE	
91 Long Indeterminate Interview	0
92 Lifer Law Interview	133
93 Murder First Interview	706
97 Foster-Bey Class Action Lawsuit	0
Total	839
OTHER ACTION	
18 Board Referred to List	460
30 Contract Terminated	0
33 Judge Denied Special	20
35 Board Denied Special	4
38 Rescinded Parole	775
39 Suspended Parole	258
41 Insufficient Information	0
52 Complete Program	0
81 Spec. Consideration Interview	167
Total	1,684

*SAI paroles are not subject to Parole Board review.

Source: Offender Management System (OMS)

D3 Three-Year Follow-Up Outcomes of Offenders Who Paroled in 2003 to 2018 by Year

Flat Three-Year Follow-Up Regardless of Parole Status

YEAR	TOTAL CASES ¹	SUCCESS	FAILURE					BY PERCENT TO TOTAL					
		Total	Total	Absconds ²	Technical Violators ³	New Sentence ⁴	Return To Prison ⁵	Total Success	Total Failure	Absconds	Technical Violators	New Sentence	Return To Prison
2003	11,207	5,787	5,420	1,035	2,290	2,095	4,385	51.6	48.4	9.2	20.4	18.7	39.1
2004	10,818	5,471	5,347	936	2,262	2,149	4,411	50.6	49.4	8.7	20.9	19.9	40.8
2005	9,801	5,460	4,341	357	1,918	2,066	3,984	55.7	44.3	3.6	19.6	21.1	40.6
2006	9,694	5,846	3,848	310	1,476	2,062	3,538	60.3	39.7	3.2	15.2	21.3	36.5
2007	11,805	7,548	4,257	335	1,601	2,321	3,922	63.9	36.1	2.8	13.6	19.7	33.2
2008	11,044	7,314	3,730	248	1,507	1,975	3,482	66.2	33.8	2.2	13.6	17.9	31.5
2009	12,829	8,694	4,135	211	1,919	2,005	3,924	67.8	32.2	1.6	15.0	15.6	30.6
2010	11,552	8,042	3,510	164	1,788	1,558	3,346	69.6	30.4	1.4	15.5	13.5	29.0
2011	10,642	7,259	3,383	159	1,616	1,608	3,224	68.2	31.8	1.5	15.2	15.1	30.3
2012	8,960	6,023	2,937	161	1,429	1,347	2,776	67.2	32.8	1.8	15.9	15.0	31.0
2013	10,110	6,970	3,140	132	1,521	1,487	3,008	68.9	31.1	1.3	15.0	14.7	29.8
2014	9,664	6,815	2,849	138	1,333	1,378	2,711	70.5	29.5	1.4	13.8	14.3	28.1
2015	9,613	6,815	2,798	88	1,451	1,347	2,798	70.9	29.1	0.9	15.1	14.0	29.1
2016	9,922	6,161	2,761	110	1,345	1,306	2,651	72.2	27.8	1.1	13.6	13.2	26.7
2017	9,204	6,647	2,557	111	1,233	1,213	2,446	72.2	27.8	1.2	13.4	13.2	26.6
2018	8,528	6,388	2,140	126	1,111	903	2,014	74.9	25.1	1.5	13.0	10.6	23.6

¹Follow-up includes three years from parole for prisoners paroled to Michigan counties.

²On Abscond status after three years from parole.

³If a prisoner returned as a Technical Violator but also received a New Sentence within three years of parole without reparing, the case is counted only in the New Sentence column.

⁴Includes all new sentence commitments to prison within three years of release including cases discharged from parole.

⁵Return to Prison only includes cases that were returned on upheld Technical Violations or for a New Sentence within three years of release.

Source: Offender Management Network Information (OMNI)

Probation and Parole Supervision



This section contains data and information regarding the supervision programs for probationers and parolees within the Department's Field Operations Administration (FOA).

FOA is responsible for the supervision of all adult felons on probation and parole. Selected parolees and probationers are also supervised on electronic monitoring.

Field operations are administered through 10 Regional offices (see the map on page E-2).

Table E1 shows the number of parolees returned to prison for technical violations and new sentences, broken down by gender and year. This table also shows the number of parole revocation hearings held each year.

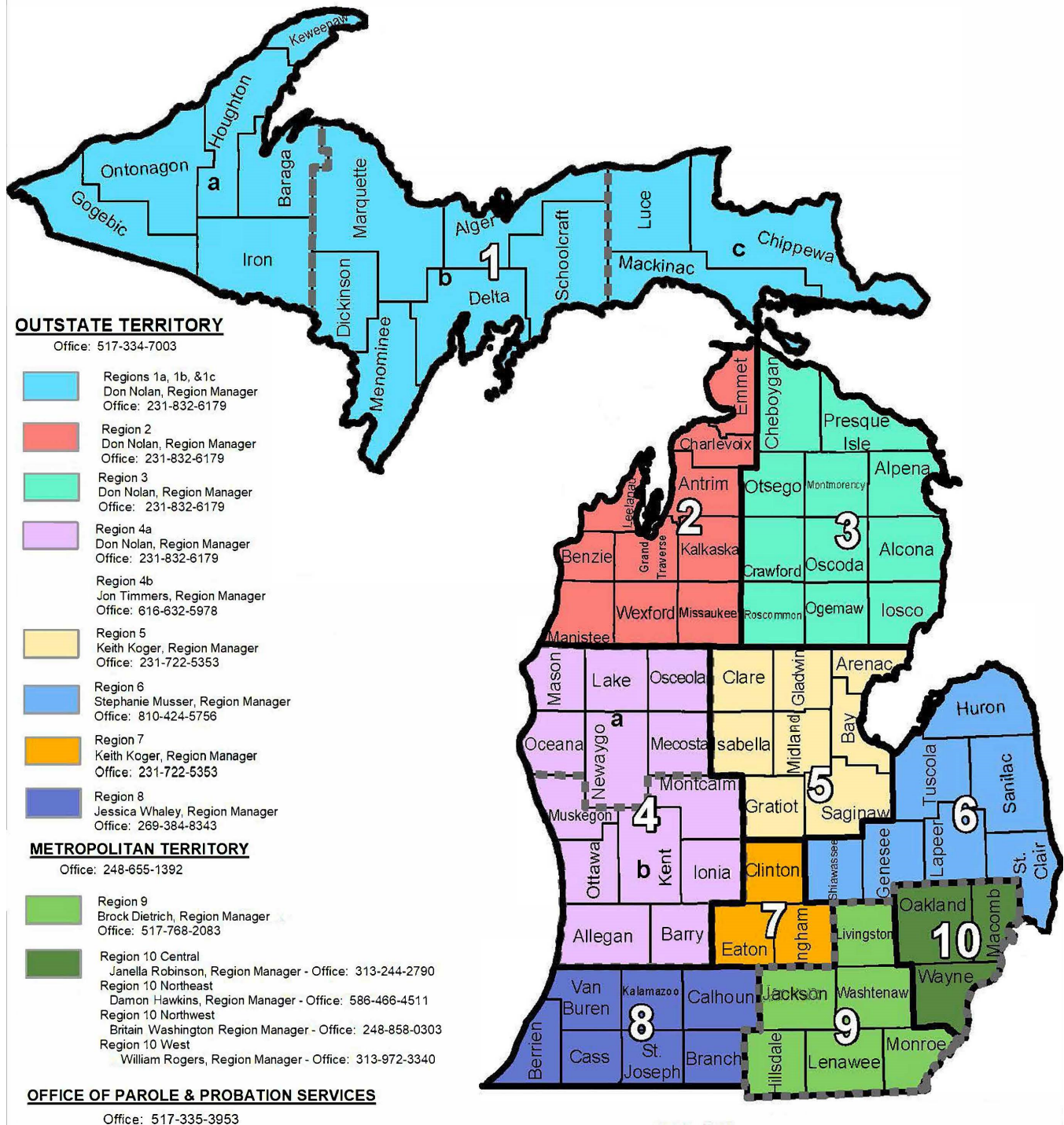
Chart E2a presents a breakdown of Field Operations *personnel* by employee function and by job classification. **Chart E2b** displays a breakdown of Field Operations funds by appropriation.

Chart E3a shows the distribution of investigations conducted, by type, and **Chart E3b** shows a breakdown of the average number of offenders supervised, by type.

Chart E4 displays the number of pre-sentence investigations conducted each year for the last ten years.

Chart E5 shows the average number of parolees, and **Chart E6** the average number of probationers under supervision for the last ten years.

Michigan Department of Corrections Field Operations Administration Territories and Regions *As of December 31, 2021*



Source: Field Operations Administration

E1 Violations of Parole Supervision 2012 - 2021

E - 3

TECHNICAL VIOLATOR RETURNS
(Includes Returns from Out-of-State)

Year	Male	Female	Total
2012	2,578	116	2,694
2013	1,914	115	2,029
2014	1,600	82	1,682
2015	1,755	99	1,854
2016	1,845	111	1,956
2017	1,620	72	1,692
2018	1,542	54	1,596
2019	1,499	47	1,546
2020	1,073	36	1,109
2021	1,214	30	1,244

NEW SENTENCE RETURNS

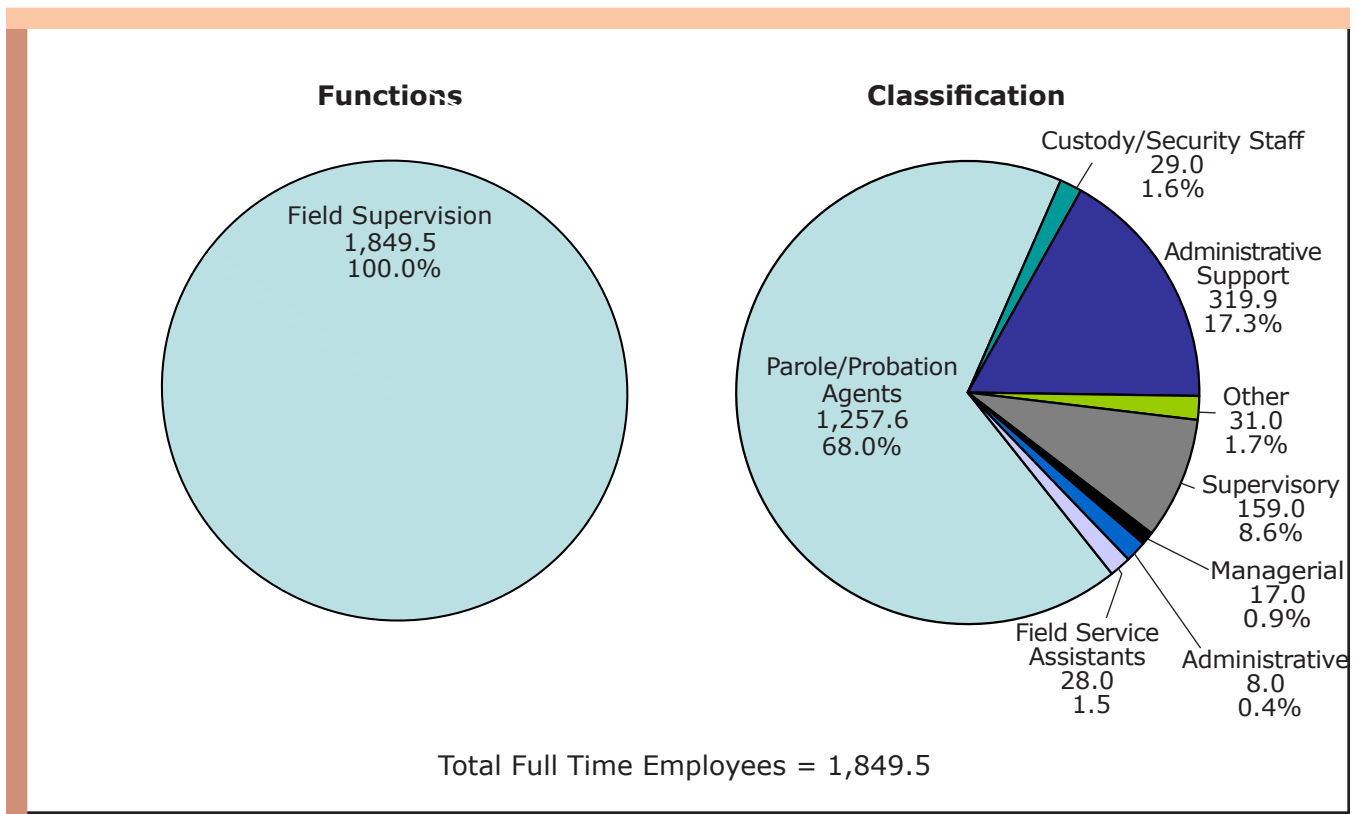
Year	Male	Female	Total
2012	1,345	61	1,406
2013	1,335	52	1,387
2014	1,208	58	1,266
2015	1,088	71	1,159
2016	1,039	66	1,105
2017	973	57	1,030
2018	935	53	988
2019	831	34	865
2020	493	15	508
2021	701	32	733

PAROLE REVOCATION HEARINGS

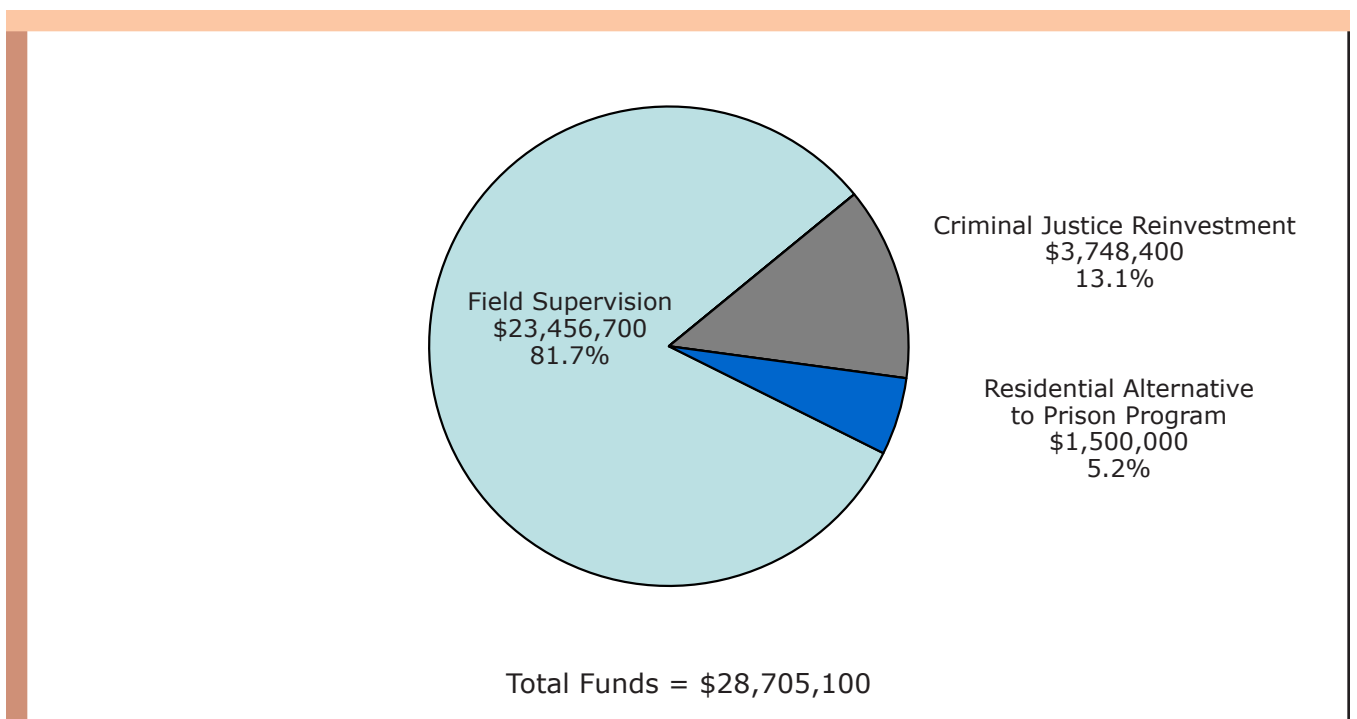
Year	Total
2012	1,240
2013	1,383
2014	1,146
2015	1,642
2016	1,512
2017	1,533
2018	1,306
2019	1,536
2020	1,238
2021	912

Sources: Offender Management Network Information (OMNI) and Field Operations Administration

E2a FY 2021 Field Operations Personnel Distributions



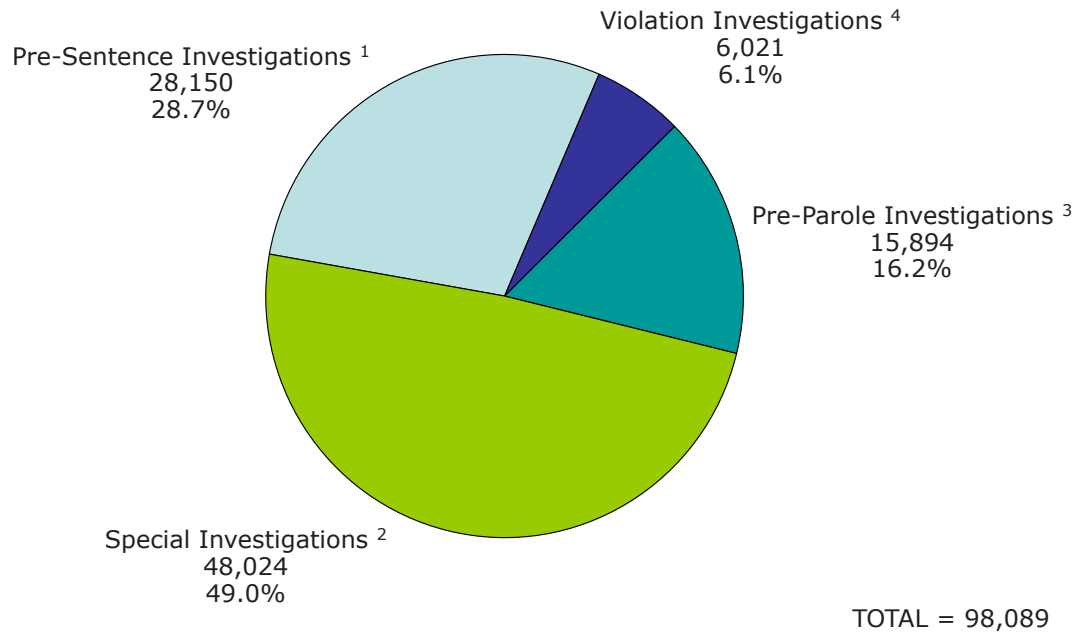
E2b FY 2021 Field Operations Funds Distribution



Source: Field Operations Administration

E3a 2021 Field Operations Work Distribution

Investigations



¹ Pre-Sentence Investigations: In-depth analysis of the individual and circumstances of the offense.

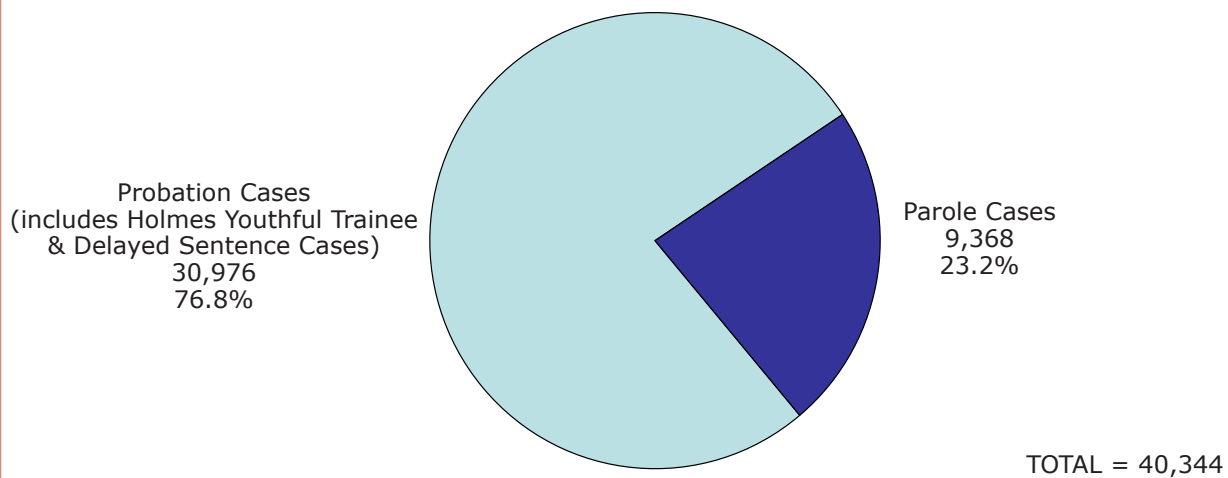
² Special Investigations: Assignments completed at the request of the Governor, other states, the parole board, or the court.

³ Pre-Parole Investigations: Prior to inmate release, living arrangements and job placement are investigated.

⁴ Violations Investigations: Reports prepared following a parole or probation violation.

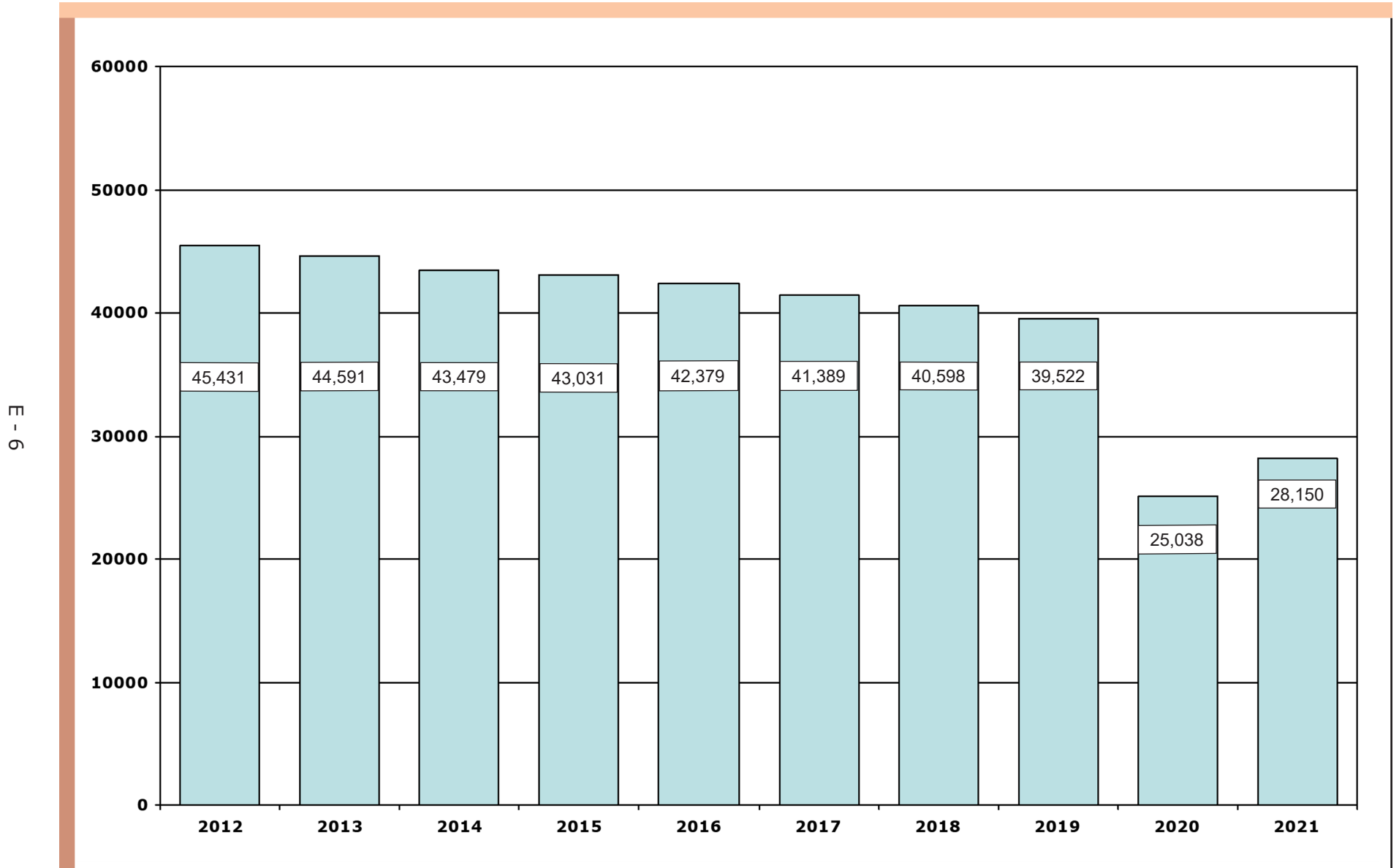
E3b 2021 Field Operations Work Distribution

Supervision: Average Number of Offenders Supervised



Supervision is the process in which parole or probation agents work with offenders who are under the jurisdiction of the Department of Corrections (parole) or the jurisdiction of the Courts (probation, Holmes Youthful Trainee, and delayed sentences). The case numbers in the chart represent the average number of cases under supervision during the year.

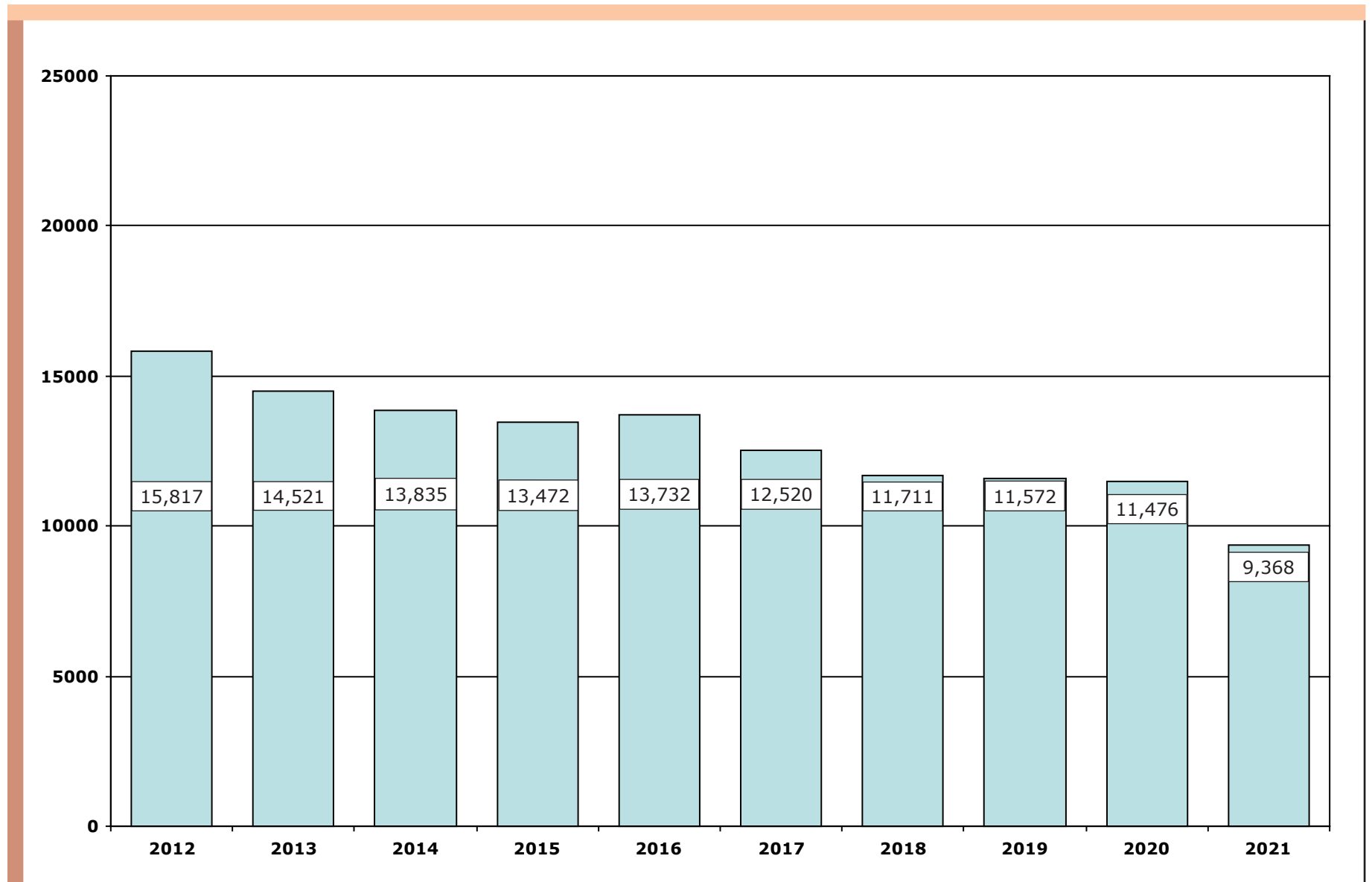
E4 Number of Pre-Sentence Investigations 2012 - 2021



Source: Field Operations Administration

E5 Average Number of Parolees Supervised 2012 - 2021

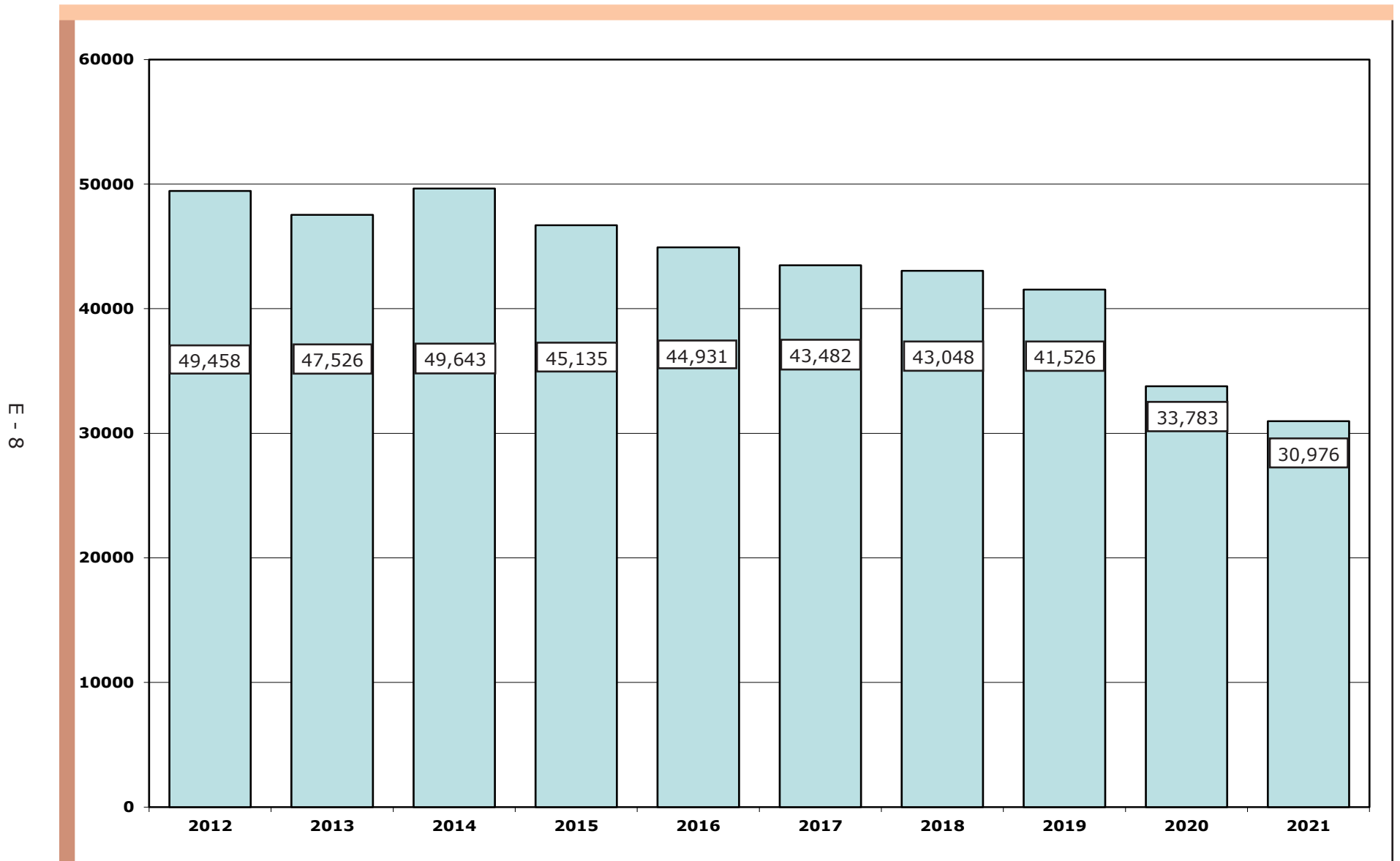
E - 7



Source: Field Operations Administration

E6 Average Number of Probationers Supervised 2012 - 2021

Includes Holmes Youthful Trainees and Delayed Sentences



Source: Field Operations Administration

Department Operations



This section contains data and information about a variety of Departmental programs and administrative functions, operations and services.

There are four subsections:

- Prisoner Program, Disciplinary and Litigation Statistics
- Michigan State Industries
- Bureau of Health Care Services
- Department Expenditures and Personnel Summaries



Prisoner Program, Disciplinary and Litigation Statistics

Table F1 provides statistics regarding the faith preferences of the prisoner population.

Table F2 provides the number of prisoners enrolled in academic and vocational programs. The education statistical reporting format was revised in 2005. The year-to-date (YTD) completion figures represent cumulative totals for FY 2021, while the enrollment and waiting list figures are based on numbers from the fourth quarter of FY 2021 (July 2021 - September 2021).

Tables F3a - F3c provide enhancements to what in previous years was referred to as **Table F3**, 'Major Misconduct Statistics'. Effective November 1, 2010, policy changes were made to the prisoner disciplinary process, such that former major misconducts are now split in to Class I and Class II misconducts and the former minor misconducts are now Class III misconducts. While reconstructing the tables to separate Class I and Class II misconducts, a minor correction was made such that the actual location and date of the misconduct is the basis for the data instead of the location and date of the misconduct hearing.

Class I misconduct violations may result in a prisoner's placement in segregation or loss of sentence credits (for those still serving eligible sentences). Statute requires Class I misconducts be conducted by attorney hearing officers due to the potential for placement in segregation or loss of sentence credits resulting from a guilty finding. Class II and Class III misconducts are handled through an informal hearing process conducted by facility staff instead of attorney hearing officers. Under the new policy, any Class II misconduct may be elevated to a Class I by the reviewing officer prior to the hearing based on the seriousness of the charge. In addition, a hearing officer can find cause at a hearing to reduce a Class I or Class II misconduct to a Class II or Class III offense based on the evidence on the record.

Table F4 is a summary of the number of lawsuits filed against the Department, by category and year (2017 - 2021).

F1

2021 Total Prisoner Faith Preferences

Faith Preference	Number of Prisoners	Percent
Asatru/Odinism	511	1.59%
Atheism	72	0.22%
Buddhism	834	2.59%
Catholicism	2,946	9.15%
Hare Krishna	2	0.01%
Jehovah's Witnesses	466	1.45%
Judaism	570	1.77%
Morrish Science Temple	1,921	5.97%
Islam	2,512	7.81%
Nation of Islam	2,595	8.06%
Native American Traditional Ways	819	2.54%
Protestantism	12,348	38.36%
Scientology	42	0.13%
Seventh Day Adventist	333	1.03%
Wicca	416	1.29%
All Other Faiths/Religions	681	2.12%
No Preference	3,423	10.64%
Unknown Faith	1,695	5.27%
Total	32,186	100.00%

NOTE: Faith programming varies among the different facilities depending on population and classification levels.

Source: Offender Management Information System (OMNI), Client Census Report

F2

Institutional Academic and Vocational Program Statistics FY 2021

F - 4

Facility	School	GED Exams Passed - Subtest	GED Exams Passed - Complete	Prisoners Paroled w/o GED	Voc. (CTE) Program Complete	Employment Readiness Complete	Program Enrollment				Program Waiting List	
							Academic (GED)	Special Edu.	Employment Readiness	Voc. (CTE)	Academic (GED)	Employment Readiness
LMF	Alger Facility	1	1	25	0	24	31	0	17	0	225	134
AMF	Baraga Facility	41	5	33	0	57	45	0	14	0	209	222
IBC	Bellamy Creek Facility	23	9	52	3	94	70	9	68	10	369	496
LRF	Brooks Facility	20	1	15	11	0	93	0	0	14	227	344
DRF	Carson City Facility	82	17	53	3	113	114	0	72	0	340	618
STF	Central Michigan Facility	24	1	79	8	130	98	1	2	30	436	1,722
URF	Chippewa Facility	24	3	32	4	161	102	3	78	24	228	52
JCS	Cooper Street Facility	92	22	54	0	105	108	0	0	0	280	1,134
JCF	G. Robert Cotton Facility	116	26	41	0	18	100	5	0	0	364	753
RGC	Egeler Recept. & Guide Cntr	0	0	14	0	0	0	0	0	0	442	525
ARF	Gus Harrison Facility	78	16	54	6	116	20	0	40	40	482	905
MTU	Handlon Facility	29	8	39	67	116	120	2	30	135	321	286
ICF	Ionia Facility	8	0	5	0	0	45	1	0	0	165	157
KCF	Kinross Facility	30	13	17	4	130	30	0	44	10	179	32
LCF	Lakeland Facility	17	7	5	0	0	37	0	0	16	236	255
MRF	Macomb Facility	0	0	27	4	0	113	5	14	7	256	291
MBP	Marquette Branch Prison	5	2	26	8	50	68	4	32	32	131	176
RMI	Michigan Reformatory	56	10	13	0	0	38	7	0	0	202	181
MCF	Muskegon Facility	4	1	17	13	10	36	0	30	24	183	109
NCF	Newberry Facility	3	1	29	0	113	67	2	63	13	12	59
ECF	Oaks Facility	23	5	18	0	0	54	0	0	0	239	293
SMT	Parnall Facility	104	16	46	49	331	39	2	85	168	293	878
SRF	Saginaw Facility	48	14	27	0	78	122	4	18	0	254	209
SLF	St. Louis Facility	33	12	35	0	0	60	6	0	0	340	242
TCF	Thumb Facility	126	22	8	6	3	73	9	18	17	127	188
SAI	Special Alternative Incar.	114	21	0	0	48	11	0	12	0	0	0
WHV	Women's Huron Valley	83	19	82	5	36	45	1	20	60	588	797
WCC	Woodland Facility	0	0	15	0	0	0	0	0	0	157	193
Total		1,184	252	861	191	1,733	1,733	61	657	600	7,285	11,251

NOTE: Numbers exclude facilities without education programs.

Source: Correctional Facilities Administration, Reentry Administration - Prisoner Education

F3a 2021 Prisoner Misconducts: Calendar Year Totals Class I and Class II Charges ¹

Facility	Total Misconducts	Total Charges	Charges # Not Guilty	Charges % Not Guilty	Charges # Dismissed	Charges % Dismissed	Charges % Not G/ Dism	Charges # Reduced	Charges % Reduced
Alger Corr Fac (LMF)	2,687	2,839	48	1.7%	90	3.2%	4.9%	24	0.8%
Baraga Corr Fac (AMF)	1,613	1,741	29	1.7%	51	2.9%	4.6%	7	0.4%
Bellamy Creek Corr Fac (IBC)	3,338	3,465	85	2.5%	79	2.3%	4.7%	6	0.2%
Brooks, Earnest C. Corr Fac (LRF)	4,767	5,259	201	3.8%	133	2.5%	6.4%	13	0.2%
Carson City Corr Fac (DRF)	5,860	6,852	227	3.3%	231	3.4%	6.7%	88	1.3%
Central Michigan Corr Fac (STF)	4,440	4,819	264	5.5%	26	0.5%	6.0%	64	1.3%
Chippewa Correctional Facility (URF)	7,040	7,661	196	2.6%	144	1.9%	4.4%	19	0.2%
Cooper Street Corr Facility (JCS)	3,718	4,242	165	3.9%	97	2.3%	6.2%	4	0.1%
Cotton, G Robert Corr Fac (JCF)	5,528	6,143	255	4.2%	225	3.7%	7.8%	27	0.4%
Duane L. Waters (DWH)	1	3	0	0.0%	0	0.0%	0.0%	0	0.0%
Egeler, Charles E. Recep & Guide (RGC)	2,642	3,058	192	6.3%	68	2.2%	8.5%	19	0.6%
Handlon, Richard A. Corr Fac (MTU)	4,876	5,075	131	2.6%	155	3.1%	5.6%	40	0.8%
Harrison, Gus Corr Fac (ARF)	6,571	7,104	199	2.8%	253	3.6%	6.4%	101	1.4%
Ionia Corr Fac (ICF)	1,340	1,430	75	5.2%	26	1.8%	7.1%	4	0.3%
Kinross Corr Fac (KCF)	2,319	2,581	88	3.4%	14	0.5%	4.0%	1	0.0%
Lakeland Corr Fac (LCF)	3,552	3,967	66	1.7%	49	1.2%	2.9%	28	0.7%
Macomb Corr Facility (MRF)	3,319	3,776	208	5.5%	126	3.3%	8.8%	178	4.7%
Marquette Branch Prison (MBP)	2,068	2,228	29	1.3%	63	2.8%	4.1%	1	0.0%
Michigan Reformatory (RMI)	1,514	1,647	34	2.1%	50	3.0%	5.1%	44	2.7%
Muskegon Corr Fac (MCF)	3,318	3,661	193	5.3%	77	2.1%	7.4%	0	0.0%
Newberry Corr Fac (NCF)	1,235	1,293	37	2.9%	42	3.2%	6.1%	3	0.2%
Oaks Corr Fac (ECF)	2,010	2,158	38	1.8%	24	1.1%	2.9%	32	1.5%
Parnall Corr Fac (SMT)	3,513	3,955	125	3.2%	165	4.2%	7.3%	18	0.5%
Saginaw Corr Fac (SRF)	2,837	3,295	201	6.1%	218	6.6%	12.7%	88	2.7%
SAI Programs/Intensive Reentry	2	2	0	0.0%	0	0.0%	0.0%	0	0.0%
St. Louis Corr Fac (SLF)	2,606	2,737	119	4.3%	46	1.7%	6.0%	13	0.5%
Thumb Corr Fac (TCF)	3,152	3,570	87	2.4%	58	1.6%	4.1%	55	1.5%
Women's Huron Valley Corr Fac (WHV)	3,240	3,442	164	4.8%	120	3.5%	8.3%	129	3.7%
Woodland Center Corr Fac (WCC)	661	723	28	3.9%	45	6.2%	10.1%	1	0.1%
Total	89,767	98,726	3,484	3.5%	2,675	2.7%	6.2%	1,007	1.0%

¹ This table reproduces what in previous years was referred to as Table F3 (Major Misconduct Statistics). Table F3a includes all Class I's and Class II's - including all Class I's reduced to a Class II. As in previous years, Table F3a generally excludes Class III (Minor) Misconducts - except for Class I's and Class II's reduced to a Class III. It is important to note that due to 'reduced' charges, the totals in Tables F3b and F3c will not add up to the totals found in Table F3a.

NOTE: This information is reported based upon the date and location at which the misconduct occurred. Offenders currently serving HYTA sentences might be reported within the facility and overall total.

Source: Offender Management System (OMS)

F3b 2021 Prisoner Misconducts: Calendar Year Totals Class I Charges ¹

Facility	Total Misconducts	Total Charges	Charges # Not Guilty	Charges % Not Guilty	Charges # Dismissed	Charges % Dismissed	Charges % Not G/ Dism
Alger Corr Fac (LMF)	631	684	22	3.2%	18	2.6%	5.8%
Baraga Corr Fac (AMF)	804	855	11	1.3%	21	2.5%	3.7%
Bellamy Creek Corr Fac (IBC)	1,198	1,270	30	2.4%	43	3.4%	5.7%
Brooks, Earnest C. Corr Fac (LRF)	1,055	1,129	37	3.3%	17	1.5%	4.8%
Carson City Corr Fac (DRF)	2,469	2,727	99	3.6%	91	3.3%	7.0%
Central Michigan Corr Fac (STF)	1,102	1,167	128	11.0%	12	1.0%	12.0%
Chippewa Correctional Facility (URF)	2,309	2,510	54	2.2%	34	1.4%	3.5%
Cooper Street Corr Facility (JCS)	1,196	1,315	88	6.7%	28	2.1%	8.8%
Cotton, G Robert Corr Fac (JCF)	1,962	2,107	122	5.8%	72	3.4%	9.2%
Duane L. Waters (DWH)	0	0	0	0%	0	0%	0%
Egeler, Charles E. Recep & Guide (RGC)	613	648	52	8.0%	16	2.5%	10.5%
Handlon, Richard A. Corr Fac (MTU)	809	838	72	8.6%	45	5.4%	14.0%
Harrison, Gus Corr Fac (ARF)	1,517	1,597	94	5.9%	34	2.1%	8.0%
Ionia Corr Fac (ICF)	712	744	48	6.5%	12	1.6%	8.1%
Kinross Corr Fac (KCF)	759	796	27	3.4%	10	1.3%	4.6%
Lakeland Corr Fac (LCF)	869	921	44	4.8%	18	2.0%	6.7%
Macomb Corr Facility (MRF)	1,173	1,312	121	9.2%	95	7.2%	16.5%
Marquette Branch Prison (MBP)	1,349	1,409	21	1.5%	27	1.9%	3.4%
Michigan Reformatory (RMI)	609	645	17	2.6%	16	2.5%	5.1%
Muskegon Corr Fac (MCF)	793	877	48	5.5%	17	1.9%	7.4%
Newberry Corr Fac (NCF)	301	308	17	5.5%	15	4.9%	10.4%
Oaks Corr Fac (ECF)	808	838	20	2.4%	7	0.8%	3.2%
Parnall Corr Fac (SMT)	764	813	55	6.8%	47	5.8%	12.5%
Saginaw Corr Fac (SRF)	1,148	1,242	70	5.6%	97	7.8%	13.4%
SAI Programs/Intensive Reentry	2	2	0	0.0%	0	0.0%	0.0%
St. Louis Corr Fac (SLF)	1,027	1,083	43	4.0%	26	2.4%	6.4%
Thumb Corr Fac (TCF)	581	624	32	5.1%	24	3.8%	9.0%
Women's Huron Valley Corr Fac (WHV)	937	975	62	6.4%	32	3.3%	9.6%
Woodland Center Corr Fac (WCC)	480	509	23	4.5%	12	2.4%	6.9%
Total	27,977	29,945	1,457	4.9%	886	3.0%	7.8%

¹ This table represents a breakout of what in previous years was included in Table F3 (Major Misconduct Statistics). It includes all of what are now referred to as Class I's - excluding those that were reduced to either a Class II or a Class III.

NOTE: This information is reported based upon the date and location at which the misconduct occurred. Offenders currently serving HYTA sentences might be reported within the facility and overall total.

Source: Offender Management System (OMS)

F3c 2021 Prisoner Misconducts: Calendar Year Totals Class II Charges ¹

Facility	Total Misconducts	Total Charges	Charges # Not Guilty	Charges % Not Guilty	Charges # Dismissed	Charges % Dismissed	Charges % Not G/ Dism	Charges # Reduced	Charges % Reduced
Alger Corr Fac (LMF)	2,064	2,119	26	1.2%	70	3.3%	4.5%	0	0.0%
Baraga Corr Fac (AMF)	853	870	18	2.1%	30	3.4%	5.5%	5	0.6%
Bellamy Creek Corr Fac (IBC)	2,149	2,170	55	2.5%	36	1.7%	4.2%	3	0.1%
Brooks, Earnest C. Corr Fac (LRF)	3,749	4,022	160	4.0%	112	2.8%	6.8%	4	0.1%
Carson City Corr Fac (DRF)	3,614	3,925	125	3.2%	134	3.4%	6.6%	13	0.3%
Central Michigan Corr Fac (STF)	3,348	3,557	135	3.8%	11	0.3%	4.1%	10	0.3%
Chippewa Correctional Facility (URF)	4,853	5,077	139	2.7%	109	2.1%	4.9%	4	0.1%
Cooper Street Corr Facility (JCS)	2,578	2,878	76	2.6%	69	2.4%	5.0%	1	0.0%
Cotton, G Robert Corr Fac (JCF)	3,672	3,939	131	3.3%	146	3.7%	7.0%	6	0.2%
Duane L. Waters (DWH)	1	2	0	0.0%	0	0.0%	0.0%	0	0.0%
Egeler, Charles E. Recep & Guide (RGC)	2,107	2,343	139	5.9%	47	2.0%	7.9%	5	0.2%
Handlon, Richard A. Corr Fac (MTU)	4,061	4,165	59	1.4%	109	2.6%	4.0%	8	0.2%
Harrison, Gus Corr Fac (ARF)	5,051	5,317	102	1.9%	213	4.0%	5.9%	6	0.1%
Ionia Corr Fac (ICF)	650	671	25	3.7%	12	1.8%	5.5%	4	0.6%
Kinross Corr Fac (KCF)	1,667	1,779	61	3.4%	4	0.2%	3.7%	0	0.0%
Lakeland Corr Fac (LCF)	2,772	3,019	22	0.7%	31	1.0%	1.8%	2	0.1%
Macomb Corr Facility (MRF)	2,116	2,297	86	3.7%	31	1.3%	5.1%	13	0.6%
Marquette Branch Prison (MBP)	762	798	8	1.0%	35	4.4%	5.4%	1	0.1%
Michigan Reformatory (RMI)	908	947	17	1.8%	33	3.5%	5.3%	2	0.2%
Muskegon Corr Fac (MCF)	2,570	2,742	143	5.2%	59	2.2%	7.4%	0	0.0%
Newberry Corr Fac (NCF)	943	979	20	2.0%	27	2.8%	4.8%	3	0.3%
Oaks Corr Fac (ECF)	1,237	1,292	18	1.4%	17	1.3%	2.7%	9	0.7%
Parnall Corr Fac (SMT)	2,809	3,055	67	2.2%	114	3.7%	5.9%	2	0.1%
Saginaw Corr Fac (SRF)	1,748	1,926	127	6.6%	118	6.1%	12.7%	7	0.4%
SAI Programs/Intensive Reentry	0	0	0	0%	0	0%	0%	0	0%
St. Louis Corr Fac (SLF)	1,523	1,552	76	4.9%	20	1.3%	6.2%	2	0.1%
Thumb Corr Fac (TCF)	2,564	2,814	50	1.8%	33	1.2%	2.9%	3	0.1%
Women's Huron Valley Corr Fac (WHV)	2,165	2,275	99	4.4%	84	3.7%	8.0%	5	0.2%
Woodland Center Corr Fac (WCC)	196	212	5	2.4%	33	15.6%	17.9%	1	0.5%
Total	62,730	66,742	1,989	3.0%	1,737	2.6%	5.6%	119	0.2%

¹ This table represents a breakout of what in previous years was included in Table F3 (Major Misconduct Statistics). It includes all Class II's - including Class I's reduced to a Class II, and excluding Class II's that were reduced to a Class III.

NOTE: This information is reported based upon the date and location at which the misconduct occurred. Offenders currently serving HYTA sentences might be reported within the facility and overall total.

Source: Offender Management System (OMS)

F4 Litigation Statistics

2017-2021

CATEGORY	2017	2018	2019	2020	2021
Access to Courts	5	9	3	4	0
Conditions of Confinement	11	9	12	12	4
Disciplinary Process	2	3	0	2	2
Discrimination	0	2	1	1	2
Employee - Discrimination	14	14	5	10	8
Employee - Other	3	7	6	11	2
Failure to Protect - Prisoner	20	14	11	26	34
Failure to Protect - Public	1	0	0	0	3
Federal Habeas Corpus	314	331	267	218	198
Food	0	3	2	1	2
Freedom of Information Act	4	0	2	2	5
Harassment/Retaliation	44	55	50	57	54
Mail - Legal	1	3	4	8	4
Mail - Non Legal	0	4	2	2	0
Mediation 1	0	11	85	106	70
Medical	57	50	58	43	37
Miscellaneous	6	12	14	29	27
Parole Appeal 2	6	13	8	4	6
Parole Appeal - Prosecutor	16	11	7	9	6
Parole Release - Prisoner	9	3	0	0	3
Parole Revocation Process	7	5	4	2	1
Personal Injury - Prisoner	5	4	1	1	2
Personal Injury - Public	1	0	0	0	0
Petitions for Judicial Review - APA	94	61	58	50	28
Programming	0	0	1	0	1
Property	8	6	6	6	6
Property - Legal	0	0	0	0	0
Religion	14	13	12	5	6
Searches	0	0	0	0	2
Security Classification	0	2	0	1	0
State Habeas Corpus	65	70	86	38	61
State Mandamus	4	11	14	16	21
Time Computation	2	3	2	0	0
Transfer	0	0	0	0	0
Uncategorized	0	0	0	0	13
Use of Force	8	9	6	6	7
Visits	1	2	1	3	0
TOTAL LAWSUITS	722	740	728	673	793

¹ Mediation category introduced in October 2018

² This category includes all appeals of Parole Board decisions to Circuit Court under MCL 791.234(7). It includes most cases which were in the "Parole Release Process" category in earlier years.



Bureau of Health Care Services

This section presents charts regarding the cost of health care services for prisoners. Services are provided by the Bureau of Health Care Services. The Bureau has two main goals:

- Provide cost-effective care.
- Provide quality care.

Charts F8 and F9 summarize the Department's prisoner health care costs.

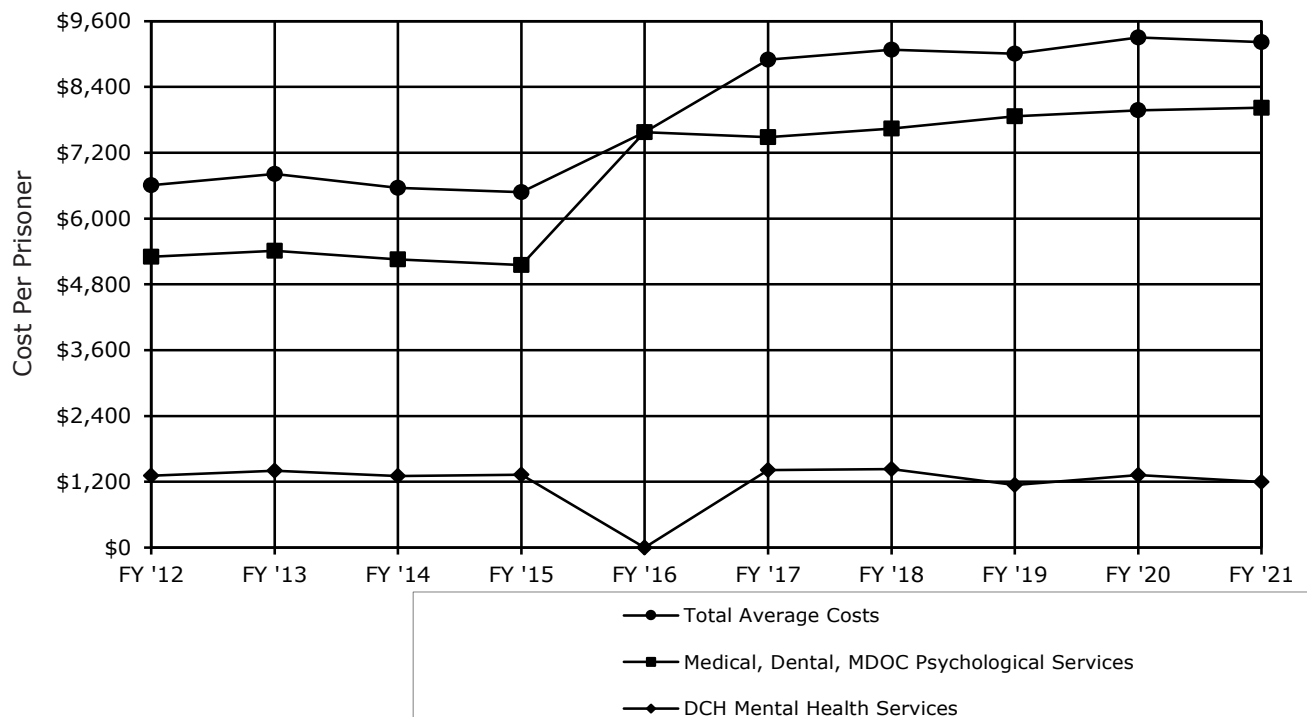
- **Chart F8** is a table/graph combination showing costs per prisoner health care for FY 2012 through FY 2021. Prior to February 2011, F8 distinguishes between medical, dental and psychological services (MDPS) provided or controlled directly by the Department of Corrections versus mental health care costs provided directly by the Department of Community Health (DCH) for prisoners with serious mental illness. Effective February 2011, all mental health services are provided by the MDOC. For FY 2016, mental health expenditures are reflected in MDPS as the appropriations for clinical and mental health are combined.
- **Chart F9** shows a detailed breakdown of the trend of prisoner health care costs for FY 2012 through FY 2021 under direct control of the Department of Corrections.

F8 Health Care Expenditures Profile

FY 2012 - FY 2021

Fiscal Year	Average Population*	Annual Percent Change	Average Cost Per Prisoner			
			Medical, Dental, MDOC Psychological Services (MDPS)†	MDPS Annual Percent Change	Mental Health Services**†	Total
2012	44,025	(0.5%)	5,303	(2.9%)	1,308	6,611
2013	44,423	0.9%	5,413	2.1%	1,400	6,813
2014	44,702	0.6%	5,258	(2.9%)	1,302	6,560
2015	44,475	(0.5%)	5,154	(2.0%)	1,330	6,484
2016	43,338	(2.6%)	7,576	47.0%	0	7,576
2017	41,794	(3.6%)	7,486	(1.2%)	1,413	8,899
2018	40,235	(3.7%)	7,642	2.1%	1,434	9,076
2019	39,348	(2.2%)	7,867	2.9%	1,142	9,009
2020	37,046	(5.9%)	7,976	1.4%	1,325	9,301
2021	33,232	(10.3%)	8,021	0.6%	1,198	9,219

Total Average Cost Per Prisoner



* Based on Service Population. Service population includes Correctional Facilities and Reentry Centers.

** Mental health services provided to prisoners meeting Michigan's definitions of seriously mentally ill. Until February 2011, these services were provided by the Department of Community Health (DCH). Effective February 2011, these DCH employees have become MDOC employees and all mental health services are provided by the MDOC.

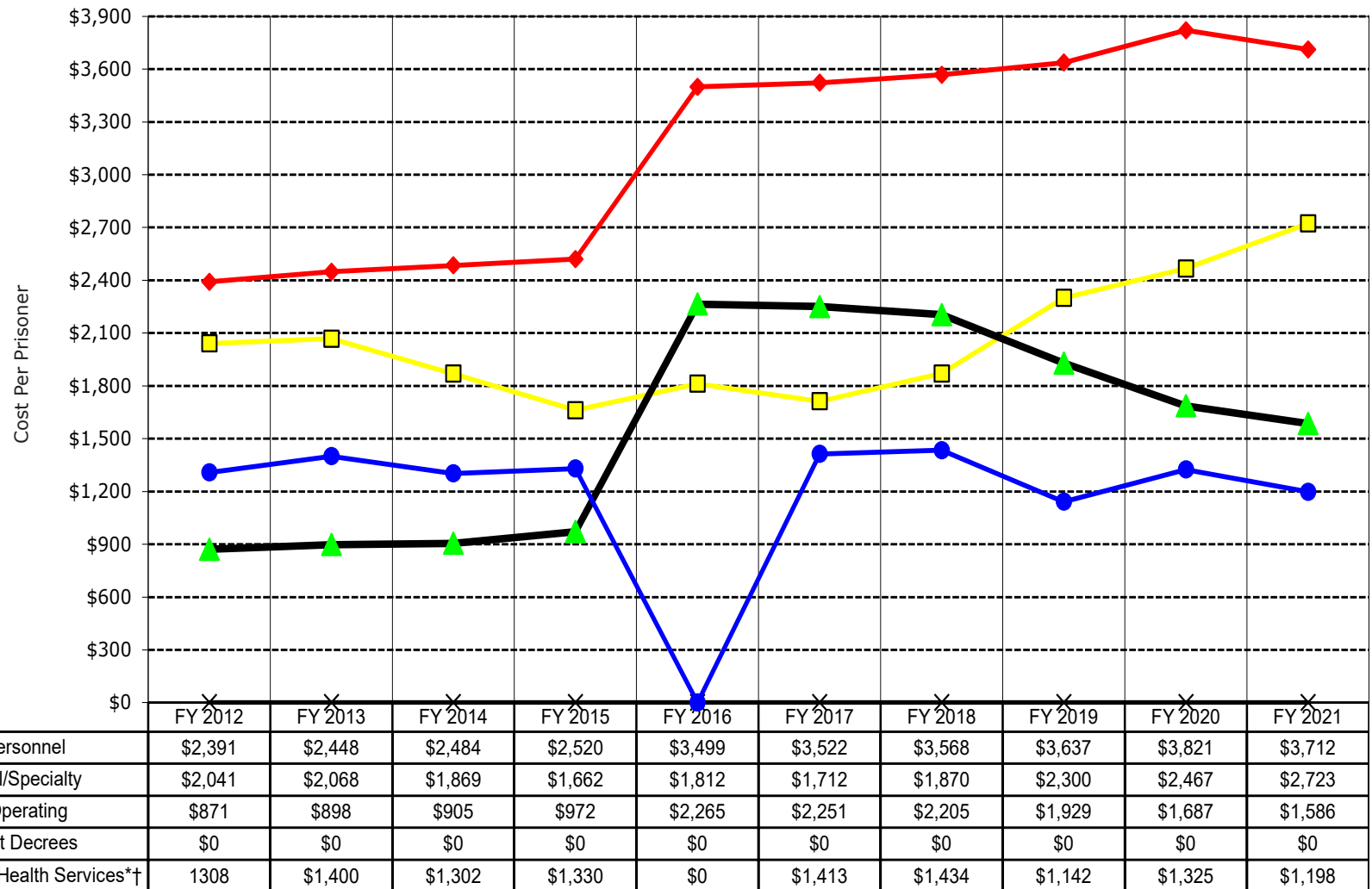
† For FY 2016, mental health expenditures are reflected in MDPS as appropriations for clinical and mental health are combined.

NOTE: Numbers in this table reflect a system of reporting expenditures in the year they were paid.

Sources: Correctional Facilities Administration, Bureau of Health Care Services

F9 Trend of Per Prisoner Health Care Expenditures Under Direct Control of MDOC FY 2012 - FY 2021

F - 15



* As of 2012, mental health services expenditures are under the direct control of the MDOC. Until February 2011, mental health services were provided by the Department of Community Health (DCH). Effective February 2011, these DCH employees have become MDOC employees and all mental health services are provided by the MDOC.

† For FY 2016, expenditures for mental health services are reflected in Medical, Dental, and Psychological Services (MDPS).

NOTE: Costs in this table reflect a system of reporting expenditures in the year they were paid. Hadix and DOJ Consent Decree funding transferred to various accounts.

Sources: Correctional Facilities Administration, Bureau of Health Care Services



Department Expenditures and Personnel Summaries

This section summarizes how the Department spent its fiscal year 2021 appropriations and presents statistics regarding the Department's employees.

Table F11 shows spending broken down by facilities and other Departmental operations. **Table F11a** is a summary chart of Department spending by function.

The **Tables F12** and **F12a** present information about the number and characteristics of Department employees by location.

F11 Gross Expenditures and Encumbrances Excluding Capital Outlay

FY 21

F - 17

Location	Percent	Expenditures ¹
Central Office Administration	2.42%	\$45,301,790
Department-Wide Costs:		
County Jail Reimbursement	0.47%	\$8,878,740
Equipment and Special Maintenance	0.07%	\$1,404,684
Inmate Legal Services Program	0.01%	\$236,356
Prisoner Reintegration Programs	1.95%	\$36,455,972
Education Program	1.59%	\$29,693,639
Prosecutorial and Detainer Expenses	0.09%	\$1,648,338
Public Safety Initiative	0.13%	\$2,492,124
Training (New Employee/Projects)	0.74%	\$13,849,099
Workers Compensation	0.63%	\$11,764,746
John Does V MDOC Settlement	0.80%	\$15,000,000
Office of Community Corrections	1.32%	\$24,756,127
Field Operations	11.75%	\$220,160,343
Health Care/Clinical	15.58%	\$291,869,772
Information Technology	1.66%	\$31,095,470
Correctional Facilities:		
Correctional Facilities Administration	0.61%	\$11,439,172
Prison Food Service	3.55%	\$66,435,919
Transportation	1.65%	\$30,971,712
Prison Store Operations	0.16%	\$3,061,876
Alger Correctional Facility	1.52%	\$28,520,032
Baraga Correctional Facility	1.84%	\$34,431,959
Bellamy Creek Correctional Facility	2.37%	\$44,374,294
Brooks, Earnest C. Correctional Facility	1.59%	\$29,865,531
Carson City Correctional Facility	2.53%	\$47,344,295
Central Michigan Correctional Facility	2.39%	\$44,681,920

Location	Percent	Expenditures ¹
Chippewa Correctional Facility	2.72%	\$50,896,532
Cooper Street Correctional Facility	1.58%	\$29,673,659
Cotton, G. Robert Correctional Facility	2.31%	\$43,273,800
Detroit Detention Center	0.45%	\$8,429,842
Detroit Reentry Center ³	0.46%	\$8,644,610
Egeler, Charles E. Correctional Facility	2.33%	\$43,637,069
Handlon, Richard A. Correctional Facility	1.59%	\$29,801,650
Harrison, Gus Correctional Facility	2.59%	\$48,472,875
Ionia Maximum Correctional Facility	1.78%	\$33,293,811
Kinross Correctional Facility	1.58%	\$29,534,848
Lakeland Correctional Facility	1.72%	\$32,261,791
Macomb Correctional Facility	1.97%	\$36,872,324
Marquette Branch Prison	1.88%	\$35,302,046
Michigan Reformatory	1.73%	\$32,414,391
Muskegon Correctional Facility	1.31%	\$24,523,585
Newberry Correctional Facility	1.18%	\$22,197,557
Northern Region Admin and Support	0.21%	\$3,939,389
Oaks Correctional Facility	1.88%	\$35,144,471
Parnall Correctional Facility	1.58%	\$29,639,133
Saginaw Correctional Facility	1.74%	\$32,638,452
Southern Region Admin and Support	0.99%	\$18,509,089
Special Alt Inc Prog (Cassidy Lake)	0.21%	\$4,003,052
St. Louis Correctional Facility	2.00%	\$37,524,683
Thumb Correctional Facility	1.83%	\$34,232,118
Woodland Center Correctional Facility	2.01%	\$37,661,961
Women's Huron Valley Correctional Facility	2.94%	\$55,114,757
Total²	100.00%	\$1,873,371,406

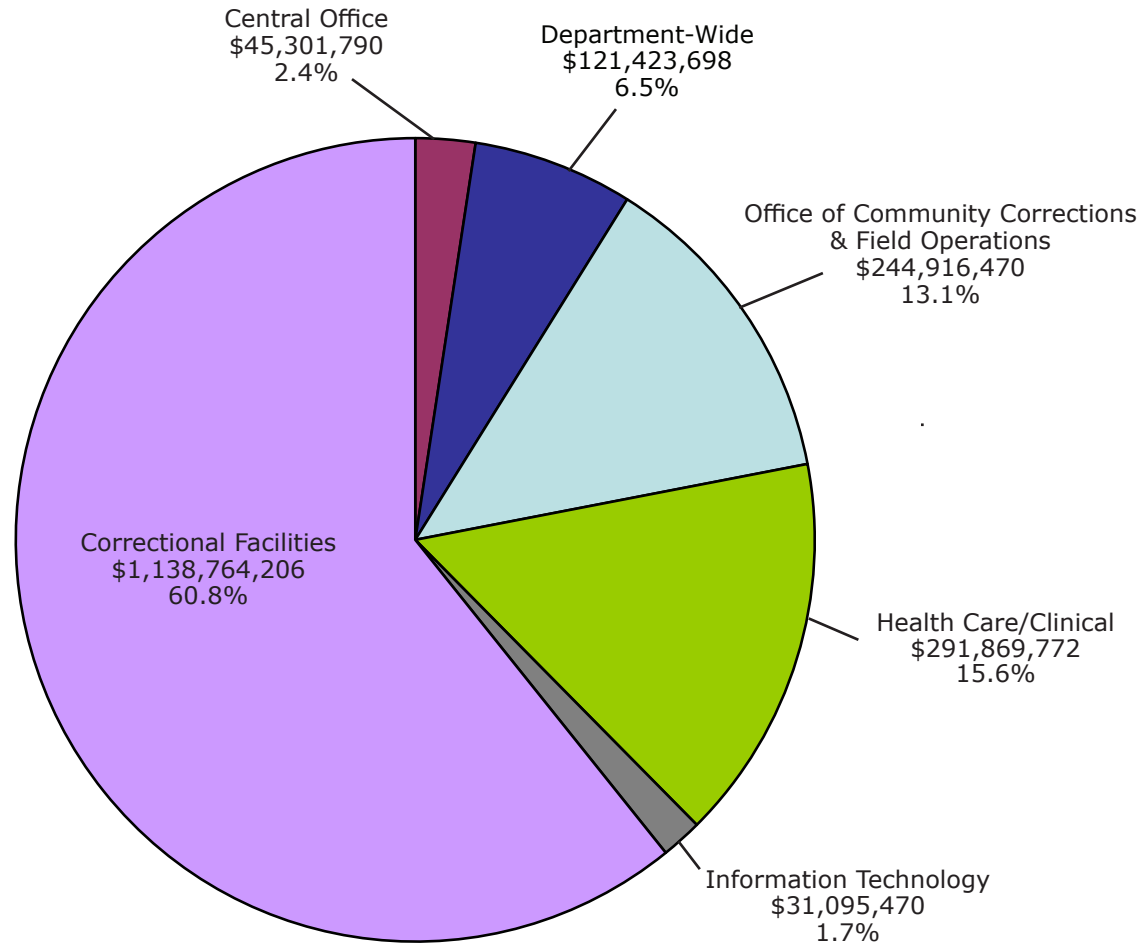
¹ Expenditures (including the total) are rounded to the nearest whole dollar.

² 2021 - All Employees received a 2.5% base S&W increase. Retirement / Other Employer Retirement Costs increased by \$40.5 Million by plan from 2.5% - 4.36% depending on retirement plan; Total budget adjustments for payroll and other cost of living changes, also known as economic adjustments were a \$52.5 million increase overall. Over \$113 Million in FY21 funds were carried forward as work projects for use in future years.

NOTE: This report includes all funds. FY21 gross expenditures report contains costs funded by \$8,429,842 in reimbursements from local governments, \$7,364,333 in offender collections, \$1,805,385 in grants, \$19,307,494 in other revenues and \$186,859,900 in coronavirus disaster revenue. Total other funding sources \$35,210,694.

Source: Operations Support Administration, Bureau of Fiscal Management

F11a FY 2021 Corrections Operating Expenditures: \$1,873,371,406



Correctional Facilities, including Health Care/Clinical: \$1,430,633,978 = 76.4%

F12 Number of Employees

As of December 31, 2021

Location	Employees	Total Minority Employees	Total Corrections Officers ¹	Total Female Corrections Officers	Total Minority Corrections Officers
Alger Correctional Facility (LMF)	235	21	146	23	11
Baraga Correctional Facility (AMF)	282	23	164	11	16
Bellamy Creek Correctional Facility (IBC)	382	54	220	31	26
Brooks, Earnest C. Correctional Facility (LRF)	258	84	137	30	54
Carson City Correctional Facility (DRF)	411	26	246	29	19
Central Michigan Correctional Facility (STF)	410	44	245	50	31
Central Office (COF)	592	108	0	0	0
CFA Regional Offices - Northern (Admin & Support)	27	4	0	0	0
CFA Regional Offices - Southern (Admin & Support)	68	6	0	0	0
CFA Regional Support - Ionia (Bus Off, Maint, Transp)	22	3	0	0	0
Chippewa Correctional Facility (URF)	426	74	268	40	54
Cooper Street Correctional Facility (JCS)	278	68	139	20	34
Cotton, G. Robert Correctional Facility (JCF)	356	82	222	33	61
Detroit Detention Center (DDC)	69	59	49	16	44
Egeler, Charles E. Recep & Guid Center (RGC)	503	107	210	34	53
Field Operations Administration (FOA) - Metro	775	421	0	0	0
Field Operations Administration (FOA) - Outstate	742	114	0	0	0
Handlon, Richard A. Corr. Facility (MTU)	286	44	149	28	24
Harrison, Gus Correctional Facility (ARF)	427	60	241	32	41
Ionia Correctional Facility (ICF)	264	40	166	19	30
Kinross Correctional Facility (KCF)	256	44	135	26	23
Lakeland Correctional Facility (LCF)	279	24	160	24	15
Macomb Correctional Facility (MRF)	357	163	206	36	107
Marquette Branch Prison (MBP)	288	11	155	10	8
Michigan Reformatory (RMI)	277	54	159	21	34
Michigan State Industries (MSI)	42	2	0	0	0
Muskegon Correctional Facility (MCF)	227	66	122	17	37
Newberry Correctional Facility (NCF)	179	19	94	11	9
Oaks Correctional Facility (ECF)	299	13	184	24	10
Parnall Correctional Facility (SMT)	282	52	145	22	29
Saginaw Correctional Facility (SRF)	295	78	167	39	53
St. Louis Correctional Facility (SLF)	335	36	210	24	24
Thumb Correctional Facility (TCF)	302	68	182	31	44
Women's Huron Valley Corr. Facility (WHV)	551	331	280	216	201
Woodland Center Correctional Facility (WCC)	313	133	211	21	100
TOTALS	11,038	2,535	5,012	918	1,192

¹ Includes Corrections Officers (CO), Corrections Medical Officers (CMO) and Corrections Medical Unit Officers (CMUO).

Source: Operations Support Administration, Bureau of Human Resources

F12a Corrections Officers ¹

As of December 31, 2021

INSTITUTION	MALES	FEMALES	TOTAL
Alger Correctional Facility (LMF)	123	23	146
Baraga Correctional Facility (AMF)	153	11	164
Bellamy Creek Correctional Facility (IBC)	189	31	220
Brooks, Earnest C. Correctional Facility (LRF)	107	30	137
Carson City Correctional Facility (DRF)	217	29	246
Central Michigan Correctional Facility (STF)	195	50	245
Central Office (COF)	0	0	0
CFA Regional Support - Ionia (Bus Off, Maint, Transp)	0	0	0
Chippewa Correctional Facility (URF)	228	40	268
Cooper Street Correctional Facility (JCS)	119	20	139
Cotton, G. Robert Correctional Facility (JCF)	189	33	222
Detroit Detention Center (DDC)	33	16	49
Egeler, Charles E. Recep & Guid Center (RGC)	176	34	210
Field Operations Administration (FOA) - Metro	0	0	0
Field Operations Administration (FOA) - Outstate	0	0	0
Handlon, Richard A. Corr. Facility (MTU)	121	28	149
Harrison, Gus Correctional Facility (ARF)	209	32	241
Ionia Correctional Facility (ICF)	147	19	166
Kinross Correctional Facility (KCF)	109	26	135
Lakeland Correctional Facility (LCF)	136	24	160
Macomb Correctional Facility (MRF)	170	36	206
Marquette Branch Prison (MBP)	145	10	155
Michigan Reformatory (RMI)	138	21	159
Muskegon Correctional Facility (MCF)	105	17	122
Newberry Correctional Facility (NCF)	83	11	94
Oaks Correctional Facility (ECF)	160	24	184
Parnall Correctional Facility (SMT)	123	22	145
Saginaw Correctional Facility (SRF)	128	39	167
St. Louis Correctional Facility (SLF)	186	24	210
Thumb Correctional Facility (TCF)	151	31	182
Women's Huron Valley Corr. Facility (WHV)	64	216	280
Woodland Center Correctional Facility (WCC)	190	21	211
TOTALS	4,094	918	5,012

¹ Includes Corrections Officers (CO), Corrections Medical Officers (CMO) and Corrections Medical Unit Officers (CMUO).

Source: Operations Support Administration, Bureau of Human Resources



**THIS PAGE
INTENTIONALLY
LEFT BLANK**

Community Reentry Program and Electronic Monitoring



The Community Reentry Program impacts prison admissions by intervening and diverting eligible parole violators who would otherwise be returned to prison. The following program falls under the Community Reentry Program:

- The Intensive Detention Reentry Program (IDRP) which provides parole agents the opportunity to detain parolees with compliance problems before they become more serious parole violators. The IDRP currently operates at the Ingham County Jail IDRP.

Electronic Monitoring allows for the monitoring and enforcement of curfews and other conditions of community supervision. Electronic Monitoring includes Curfew Monitoring, Global Position System (GPS) monitoring, Secure Continuous Remote Alcohol Monitoring (SCRAM) and Remote Breath:

- Curfew monitoring is an electronic monitoring program that allows the MDOC to verify the offender's compliance with a court or Parole Board ordered curfew. Curfew monitoring may be imposed as an initial condition of sentencing or release, or as a sanction for violation behavior. Curfew monitoring consists of three broad offender types: probationers, parolees, and contractual. Probationers and parolees are no longer divided by whether or not they participated in the Special Alternative Incarceration (SAI) program. The Electronic Monitoring Center also contracts to provide monitoring services for Community Electronic Monitoring (CEM) and for the Regional Detention Services System (RDSS).
- GPS monitoring allows for the tracking of offender movement in order to determine compliance with supervision plans. The Department only uses active GPS monitoring, which constantly monitors offender movements and provides agents with dynamic alerts of boundary violations. Offenders monitored on GPS consist of parolees, probationers and specified sex offenders sentenced to lifetime GPS monitoring upon completion of a term of incarceration and subsequent parole.

- SCRAM provides 24/7 alcohol testing for probationers, parolees and CEM.
- Remote Breath is a handheld, portable breath alcohol device which includes automated facial recognition technology. It was not used by the Department prior to September 2015. The Remote Breath population includes parolees, probationers and CEM.

Table H1 shows the number of new Community Reentry Program participants by month and program site. This section is currently not available.

Table H2 shows the number of Community Reentry Program terminations by month and program site. This section is currently not available.

Table H3 shows the end of month populations by program site for the Community Reentry Program. This section is currently not available.

Table H4 breaks down the new curfew monitoring participants monthly by offender type. **Table H4a** breaks down the new GPS monitoring participants monthly by offender type. **Tables H4b** summarizes the new participant totals monthly by monitoring technology.

Table H5 outlines monthly curfew monitoring terminations by offender type. **Table H5a** outlines monthly GPS monitoring terminations by offender type. **Table H5b** summarizes the termination totals monthly by monitoring technology.

Table H6 lists end of month curfew monitoring populations by offender type. **Table H6a** lists end of month GPS monitoring populations by offender type. **Table H6b** summarizes the end of month totals monthly by monitoring technology.

The former **Table H7**, *Monthly GPS Electronic Tether Program Activity*, was last published in the 2014 Statistical Report. The information formerly included in this table can be now found in greater detail in **Table H6a**.

H1 **New Community Reentry Program Participants Monthly
by Program Site**
Calendar Years 2020 and 2021

UNDER
CONSTRUCTION

**H2 Community Reentry Program Terminations Monthly
by Program Site**
Calendar Years 2020 and 2021

UNDER
CONSTRUCTION

**H3 End of Month Community Reentry Program Populations
by Program Site**
Calendar Years 2020 and 2021

UNDER
CONSTRUCTION

H4 New Curfew Monitoring Participants Monthly by Offender Type

Calendar Years 2020 and 2021

The table below breaks down the new Curfew Monitoring participants by month and offender type. This table is comparable to the 2014 H4 Table.

The Electronic Monitoring Center is staffed 24/7 year round. Monitored probationers and parolees are assigned to and supervised by field agents throughout the State, but all monitoring of the equipment, alert processing and notification, and inventory control is managed through the Monitoring Center. The Center handles all Law Enforcement Information

Network (LEIN) notification activity in the Department, due to their alert processing and notification responsibilities. The Center also contracts to provide monitoring services for Community Electronic Monitoring (CEM) and for the Regional Detention Services System (RDSS).

Month	Parole*		Probation*		CEM		RDSS		Total	
	2020	2021	2020	2021	2020	2021	2020	2021	2020	2021
Jan	293	218	257	181	52	27	32	16	634	442
Feb	233	178	250	163	32	25	15	10	530	376
Mar	296	209	240	206	21	44	13	23	570	482
Apr	203	178	147	193	9	36	2	20	361	427
May	150	172	149	169	20	32	5	23	324	396
Jun	206	170	157	188	32	32	18	17	413	407
Jul	200	163	158	176	28	37	28	23	414	399
Aug	202	190	148	181	26	28	23	30	399	429
Sep	197	156	180	175	31	36	13	25	421	392
Oct	171	136	172	189	21	32	19	21	383	378
Nov	156	136	118	140	16	27	12	19	302	322
Dec	146	127	167	149	17	15	6	33	336	324
Total	2,453	2,033	2,143	2,110	305	371	186	260	5,087	4,774
Avg	204.4	169.4	178.6	175.8	25.4	30.9	15.5	21.7	423.9	397.8

* Parole SAI and Probation SAI statistics were included in the traditional Parole and Probation statistics.

Sources: Field Operations Administration

H4a New GPS Monitoring Participants Monthly by Offender Type

Calendar Years 2020 and 2021

The table below summarizes the new GPS participants by month and offender type.

The use of GPS monitoring allows for the tracking of offender movement in order to determine compliance with supervision plans. The Department only uses active GPS monitoring which constantly monitors offender movements and provides agents with dynamic alerts of boundary violations. Offenders on GPS consist of parolees, probationers and specified

sex offenders sentenced to lifetime GPS upon completion of a term of incarceration and subsequent parole.

Month	Parole		Probation		Lifetime		Total	
	2020	2021	2020	2021	2020	2021	2020	2021
Jan	254	224	2	1	13	7	269	232
Feb	199	173	0	0	10	8	209	181
Mar	246	210	0	1	12	15	258	226
Apr	287	193	0	1	13	16	300	210
May	253	168	1	0	22	11	276	179
Jun	255	175	1	0	15	19	271	194
Jul	199	157	1	0	12	17	212	174
Aug	165	157	0	0	7	17	172	174
Sep	218	191	0	0	7	15	225	206
Oct	214	162	0	0	10	11	224	173
Nov	191	167	1	0	15	16	207	183
Dec	220	142	0	0	8	17	228	159
Total	2,701	2,119	6	3	144	169	2,851	2,291
Avg	225.1	176.6	.5	.3	12.0	14.1	237.6	190.9

Sources: Field Operations Administration

H4b New Participant Totals Monthly by Monitoring Technology

Calendar Years 2020 and 2021

The table below summarizes the monthly new participant totals by monitoring technology.

SCRAM provides 24/7 alcohol testing for probationers, parolees and CEM.

Remote Breath is a handheld, portable breath alcohol device which includes automated facial recognition technology. The Remote Breath population includes parolees, probationers and CEM.

Month	Curfew		GPS		SCRAM		Remote Breath	
	2020	2021	2020	2021	2020	2021	2020	2021
Jan	634	442	269	232	327	193	14	5
Feb	530	376	209	181	263	164	15	7
Mar	570	482	258	226	325	201	14	11
Apr	361	427	300	210	227	167	10	4
May	324	396	276	179	191	149	7	17
Jun	413	407	271	194	226	164	8	13
Jul	414	399	212	174	236	177	17	14
Aug	399	429	172	174	184	181	10	6
Sep	421	392	225	206	260	222	7	6
Oct	383	378	224	173	239	182	15	9
Nov	302	322	207	183	177	210	5	12
Dec	336	324	228	159	199	192	9	11
Total	5,087	4,774	2,851	2,291	2,854	2,202	131	115
Avg	423.9	397.8	237.6	190.9	237.8	183.5	10.9	9.6

Sources: Field Operations Administration

H5 Monthly Curfew Monitoring Terminations by Offender Type

Calendar Years 2020 and 2021

The table below shows the monthly curfew monitoring terminations by offender type. This table is comparable to the 2014 H5 Table.

The following are typical reasons for unsuccessful terminations on electronic monitoring:

- Substance abuse violation
- Curfew violation
- Tampering with tether device

- Abscond violation
- New felony
- Administrative termination, which occur when the offender is unable to continue for reasons beyond their control, such as, loss of home placement, hospitalized, or commitment to a treatment program.

Month	Parole*		Probation*		CEM		RDSS		Total	
	2020	2021	2020	2021	2020	2021	2020	2021	2020	2021
Jan	291	136	261	135	34	18	33	16	619	305
Feb	260	133	200	114	36	24	37	12	533	283
Mar	243	141	255	146	48	32	15	16	561	335
Apr	318	175	195	142	15	29	15	13	543	359
May	182	135	187	151	18	37	9	19	396	342
Jun	218	171	229	165	22	34	13	29	482	399
Jul	231	128	184	162	29	32	10	21	454	343
Aug	212	157	168	167	23	47	20	20	423	391
Sep	213	138	176	180	25	27	22	19	436	364
Oct	224	121	160	128	22	34	19	27	425	310
Nov	173	124	151	164	19	18	12	17	355	323
Dec	182	137	171	158	23	27	12	29	388	351
Total	2,747	1,696	2,337	1,812	314	359	217	238	5,615	4,105
Avg	228.9	141.3	194.8	151.0	26.2	29.9	18.1	19.8	467.9	342.1

* Parole SAI and Probation SAI statistics were included in the traditional Parole and Probation statistics.

Sources: Field Operations Administration

H5a Monthly GPS Monitoring Terminations by Offender Type

Calendar Years 2020 and 2021

The table below summarizes the monthly GPS terminations by offender type.

The following are typical reasons for unsuccessful terminations on electronic monitoring:

- Substance abuse violation
- Curfew violation
- Tampering with tether device

- Abscond violation
- New felony
- Administrative termination, which occur when the offender is unable to continue for reasons beyond their control, such as, loss of home placement, hospitalized, or commitment to a treatment program.

Month	Parole		Probation		Lifetime		Total	
	2020	2021	2020	2021	2020	2021	2020	2021
Jan	241	138	1	1	6	0	248	139
Feb	192	162	0	0	2	14	194	176
Mar	184	172	1	2	6	3	191	177
Apr	259	184	1	0	1	3	261	187
May	154	161	0	0	7	4	161	165
Jun	199	166	1	0	2	12	202	178
Jul	255	184	0	0	2	2	257	186
Aug	196	157	0	0	5	5	201	162
Sep	202	164	0	0	4	2	206	166
Oct	204	150	1	1	4	3	209	154
Nov	200	142	0	0	2	3	202	145
Dec	197	169	0	0	2	1	199	170
Total	2,483	1,949	5	4	43	52	2,531	2,005
Avg	206.9	162.4	.4	.3	3.6	4.3	210.9	167.1

Sources: Field Operations Administration

H5b Monthly Termination Totals by Monitoring Technology

Calendar Years 2020 and 2021

The table below summarizes the monthly terminations by monitoring technology.

The following are typical reasons for unsuccessful terminations on electronic monitoring:

- Substance abuse violation
- Curfew violation
- Tampering with tether device

- Abscond violation
- New felony
- Administrative termination, which occur when the offender is unable to continue for reasons beyond their control, such as, loss of home placement, hospitalized, or commitment to a treatment program.

Month	Curfew		GPS		SCRAM		Remote Breath	
	2020	2021	2020	2021	2020	2021	2020	2021
Jan	619	305	248	139	374	234	25	11
Feb	533	283	194	176	305	182	10	6
Mar	561	335	191	177	309	213	13	8
Apr	543	359	261	187	305	207	17	7
May	396	342	161	165	258	196	14	8
Jun	482	399	202	178	309	188	17	10
Jul	454	343	257	186	269	183	10	12
Aug	423	391	201	162	241	156	7	9
Sep	436	364	206	166	221	165	11	9
Oct	425	310	209	154	224	174	11	14
Nov	355	323	202	145	167	162	5	14
Dec	388	351	247	170	250	186	12	11
Total	5,615	4,105	2,579	2,005	3,232	2,246	152	119
Avg	467.9	342.1	214.9	167.1	269.3	187.2	12.7	9.9

Sources: Field Operations Administration

H6 End of Month Curfew Monitoring Populations by Offender Type

Calendar Years 2020 and 2021

The monthly new Curfew Monitoring participants (Table H4) and monthly Curfew Monitoring terminations (Table H5) resulted in the end of month Curfew Monitoring populations shown in the table below. This table is comparable to the 2014 H6 Table.

The Electronic Monitoring Center is staffed 24/7 year round. Monitored probationers and parolees are assigned to and supervised by field agents throughout the State, but all monitoring of the equipment, alert processing and notification, and inventory control is managed through the

Monitoring Center. The Center handles all Law Enforcement Information Network (LEIN) notification activity in the Department, due to their alert processing and notification responsibilities. The Center also contracts to provide monitoring services for Community Electronic Monitoring (CEM) and for the Regional Detention Services System (RDSS).

Month	Parole*		Probation*		CEM		RDSS		Total	
	2020	2021	2020	2021	2020	2021	2020	2021	2020	2021
Jan	799	627	732	547	93	74	62	37	1,686	1,285
Feb	789	620	773	550	86	77	40	32	1,688	1,279
Mar	853	637	750	557	63	91	40	41	1,706	1,326
Apr	743	592	713	577	58	92	28	49	1,542	1,310
May	734	608	679	555	59	82	23	50	1,495	1,295
Jun	715	577	614	551	66	90	28	42	1,423	1,260
Jul	695	576	586	532	67	91	46	40	1,394	1,239
Aug	697	566	563	528	72	73	48	51	1,380	1,218
Sep	694	541	573	503	74	83	40	58	1,381	1,185
Oct	666	526	593	552	75	77	43	56	1,377	1,211
Nov	667	528	556	525	72	87	42	58	1,337	1,198
Dec	646	524	553	518	67	77	37	64	1,303	1,183
Avg	724.8	576.8	640.4	541.3	71.0	82.8	39.8	48.2	1,476.0	1,249.1

* Parole SAI and Probation SAI statistics were included in the traditional Parole and Probation statistics.

Sources: Field Operations Administration

H6a End of Month GPS Monitoring Populations by Offender Type

Calendar Years 2020 and 2021

The following table is an updated version of the former Table H7. The monthly new GPS Monitoring participants (Table H4a) and monthly GPS Monitoring terminations (Table H5a) resulted in the end of month GPS Monitoring populations shown in the table below.

The use of GPS monitoring allows for the tracking of offender movement in order to determine compliance with supervision plans. The Department only uses active GPS monitoring which constantly monitors

offender movements and provides agents with dynamic alerts of boundary violations. Offenders on GPS consist of parolees, probationers and specified sex offenders sentenced to lifetime GPS upon completion of a term of incarceration and subsequent parole.

Month	Parole		Probation		Lifetime		Total	
	2020	2021	2020	2021	2020	2021	2020	2021
Jan	1,797	1,977	10	6	497	601	2,304	2,584
Feb	1,815	1,913	8	6	508	594	2,331	2,513
Mar	1,906	1,875	10	6	512	606	2,428	2,487
Apr	1,924	1,800	9	6	525	619	2,458	2,425
May	2,017	1,750	10	6	540	626	2,567	2,382
Jun	2,064	1,682	6	7	553	635	2,623	2,324
Jul	2,002	1,614	6	7	564	648	2,572	2,269
Aug	1,979	1,561	7	7	564	661	2,550	2,229
Sep	1,979	1,559	6	8	572	674	2,557	2,241
Oct	1,964	1,554	6	6	575	682	2,545	2,242
Nov	1,937	1,539	6	5	588	695	2,531	2,239
Dec	1,970	1,488	6	5	595	711	2,571	2,204
Avg	1,946.2	1,692.7	7.5	6.3	549.4	646.0	2,503.1	2,344.9

Sources: Field Operations Administration

H6b End of Month Population Totals by Monitoring Technology

Calendar Years 2020 and 2021

The monthly new participant totals (Table H4b) and monthly terminations totals (Table H5b) resulted in the end of month population totals shown in the table below.

SCRAM provides 24/7 alcohol testing for probationers, parolees and CEM.

Remote Breath is a handheld, portable breath alcohol device which includes automated facial recognition technology. The Remote Breath population includes parolees, probationers and CEM.

Month	Curfew		GPS		SCRAM		Remote Breath	
	2020	2021	2020	2021	2020	2021	2020	2021
Jan	1,686	1,285	2,304	2,584	1,133	776	53	40
Feb	1,688	1,279	2,331	2,513	1,094	764	60	40
Mar	1,706	1,326	2,428	2,487	1,121	752	61	43
Apr	1,542	1,310	2,458	2,425	1,049	709	54	40
May	1,495	1,295	2,567	2,382	972	662	47	49
Jun	1,423	1,260	2,623	2,324	886	639	38	51
Jul	1,394	1,239	2,572	2,269	855	634	46	54
Aug	1,380	1,218	2,550	2,229	799	657	45	51
Sep	1,381	1,185	2,557	2,241	841	717	45	48
Oct	1,377	1,211	2,545	2,242	855	724	48	43
Nov	1,337	1,198	2,531	2,239	869	769	48	42
Dec	1,303	1,183	2,571	2,204	817	781	45	40
Avg	1,476.0	1,249.1	2,503.1	2,344.9	940.9	715.3	49.2	45.1

Sources: Field Operations Administration

Special Alternative Incarceration Program



This section describes offenders committed to the Special Alternative Incarceration Program (SAI). The program has evolved over the years, but its objectives continue to be ending criminal behavior by developing offender self-esteem and self-discipline, a sense of individual responsibility and a positive work ethic.

In 1988, SAI opened as a 90-day military 'Boot Camp' style program for male probationers, under the Department's Field Operations Administration (FOA). The program was patterned after military basic training, involved physical fitness and programming (education, substance abuse awareness, basic life skills and counseling), with an optional component for residential placement in the community while on parole or probation.

In 1992, the program was expanded to include females. The program was later expanded to also include prisoners serving a minimum sentence of 36 months or less.

In 2003, the program's component for intensive parole or probation supervision in the community was replaced with regular community supervision.

In 2004, SAI transferred from FOA to the Department's Correctional Facilities Administration (CFA), and was assigned to the Cooper Street Correctional Facility for administrative oversight.

In 2008, SAI was redesigned to adhere to the evidence-based practices of Prisoner Reentry. As an In-Reach Facility under Prisoner Reentry, each trainee receives individualized custom programming based on their needs, risks, and strengths as determined by a COMPAS assessment. In addition to programming changes, SAI also began accepting trainees who had selected mental health and medical histories which may have precluded admittance to SAI in previous years. Each trainee was assessed to determine his or her level of participation in the more physical portion of the program.

In 2010, a major change was including prisoners who were referred by the Parole Board for SAI programming. These participants are referred to

as Intensive Reentry/In Reach trainees (IR). The Parole Board recommends prisoner placement in the IR program from the institutions to demonstrate an ability to conform and adjust to challenges presented to them. Prior to the implementation of this program, this population probably would not have received positive Parole Board action and would have remained in the prison for at least 12 more months.

While these prisoners do not fall under the jurisdiction of the SAI statute, since they are near or past their ERD, they are well served by the SAI program offerings and reentry preparation.

In 2011, programming was increased for the female population at SAI by providing gender-responsive programming while still keeping the basic tenets of a boot camp. Trainees are still required to march in formation, participate in physical fitness training, if able, as well as compete in drill competitions. SAI continues the use of the COMPAS assessment for programming but also added reviews of prior criminal histories and the Pre-Sentence Investigation Report, combined with a personal interview by programming staff. These changes have allowed us to meet the individual needs of each trainee.

In 2014, all female SAI and IR prisoners were relocated to Huron Valley Women's Correctional Facility.

Public Works assignments continue to be a main stay of programming at SAI. This allows trainees who meet screening requirements to go into the community under the supervision of a corporal and give back to the community through hard work.

Tables I1 and **I2** show SAI prisoner and probationer intake by offense. **Table I3** reflects probationer intake by Field Operations Administration (FOA) region. **Tables I4** and **I5** summarize SAI Phase I program performance. **Tables I6** and **I7** summarizes SAI Phase I post-program outcome. Additional information about the SAI program (such as the offender eligibility criteria) is available in a separate annual report, Special Alternative to Incarceration Program. *

* The report is available online at <http://www.michigan.gov/corrections>. Click on "News & Publications," and then click on "Legislative Reports" and finally, click on the PDF entitled "Special Alternative Incarceration - A PR In-Reach Facility"

I1

2021 SAI Prisoner Intake by Offense

Special Alternative Incarceration Boot Camp (Includes Attempts)

Page 1 of 1

Offense	Violations
GRAND TOTAL	127
257.602A2 Police Officer - Flee - 4th Degree (Vehicle Code)	1
257.602A3-A Police Officer - Fleeing - 3rd Degree (Vehicle Code)	1
257.617 Fail to Stop at Accident - Serious Impairment/Death	3
257.6256D Operating Vehicle Intoxicated, Contr. Sub. - 3rd Offense	12
333.17766C1 Contr. Sub. - Ephedrine/Pseudoephedrine Purchase/Possess to Make Meth	1
333.74012A3 Contr. Sub. - Del/Mfg 50 - 449 Grams (Narc. or Cocaine)	5
333.74012A4 Contr. Sub. - Del/Mfg Under 50 Grams (Narc. or Cocaine)	3
333.74012B1-A Contr. Sub. - Del/Mfg Meth.	13
333.74012D3 Contr. Sub. - Del/Mfg Marijuana	1
333.7401C2F Contr. Sub. - Operate/Maintain Lab Involving Meth	2
333.74022E Contr. Sub. - Create/Deliver Analogue	1
333.74032A3 Contr. Sub. - Possess 50 - 449 Grams (Narcotic)	2
333.74032B1 Contr. Sub. - Possess Meth.	16
333.74032B-A Contr. Sub. - Possess Analogues/Sched. 1-4	3
333.7405D Contr. Sub. - Maintain Drug House	1
750.110 Breaking & Entering - Bldg. w/ Intent	2
750.110A2 Home Invasion - 1st Degree	3
750.110A3 Home Invasion - 2nd Degree	3
750.110A4 Home Invasion - 3rd Degree	1
750.116 Possession of Burglars Tools	1
750.1227A Witness - Bribe/Intimidate/Interfere	1
750.1228 Witness - Retaliating Against	1
750.157N2 Financial Transaction Device - Possess Fraudulent One	1
750.159I1 Criminal Enterprises - Conduct	1
750.197CA Assault Of Prison Employee	1
750.224F Weapons - Firearms - Possession by Felon	4
750.226 Weapons - Carry W/ Unlawful Intent	3

Offense	Violations
750.234A Weapons - Firearms, Discharge from Vehicle	1
750.249 Utter & Publish	1
750.349B Unlawful Imprisonment	2
750.356C Retail Fraud - 1st Degree	1
750.357 Larceny from Person	1
750.3623A Larceny by Conversion, \$1K - <\$20K	1
750.377B Malicious Destruction Fire/Police Property	1
750.411AB False Report of Felony	2
750.479A2 Police Officer - Fleeing - Fourth Degree	2
750.479A3 Police Officer - Fleeing - Third Degree	1
750.50B4 Animals - Killing/Torturing - Second Degree	1
750.530 Robbery - Unarmed	6
750.5352A Stolen Prop. - Receive & Conceal, \$20K or More	1
750.535B Weapons - Firearms, Receive & Conceal	1
750.5405A Interfere w/ Electronic Communications	1
750.814 Domestic Violence - 3rd Offense	4
750.81A3 Domestic Violence, Aggravated - 2nd Offense	1
750.81D1 Police Officer - Assault/Resist/Obstruct	4
750.82 Felonious Assault	3
750.84 Assault w/ Intent to do Great Bodily Harm Less Than Murder	5

I2

2021 SAI Probationer Intake by Offense

Special Alternative Incarceration Boot Camp (Includes Attempts)

Page 1 of 1

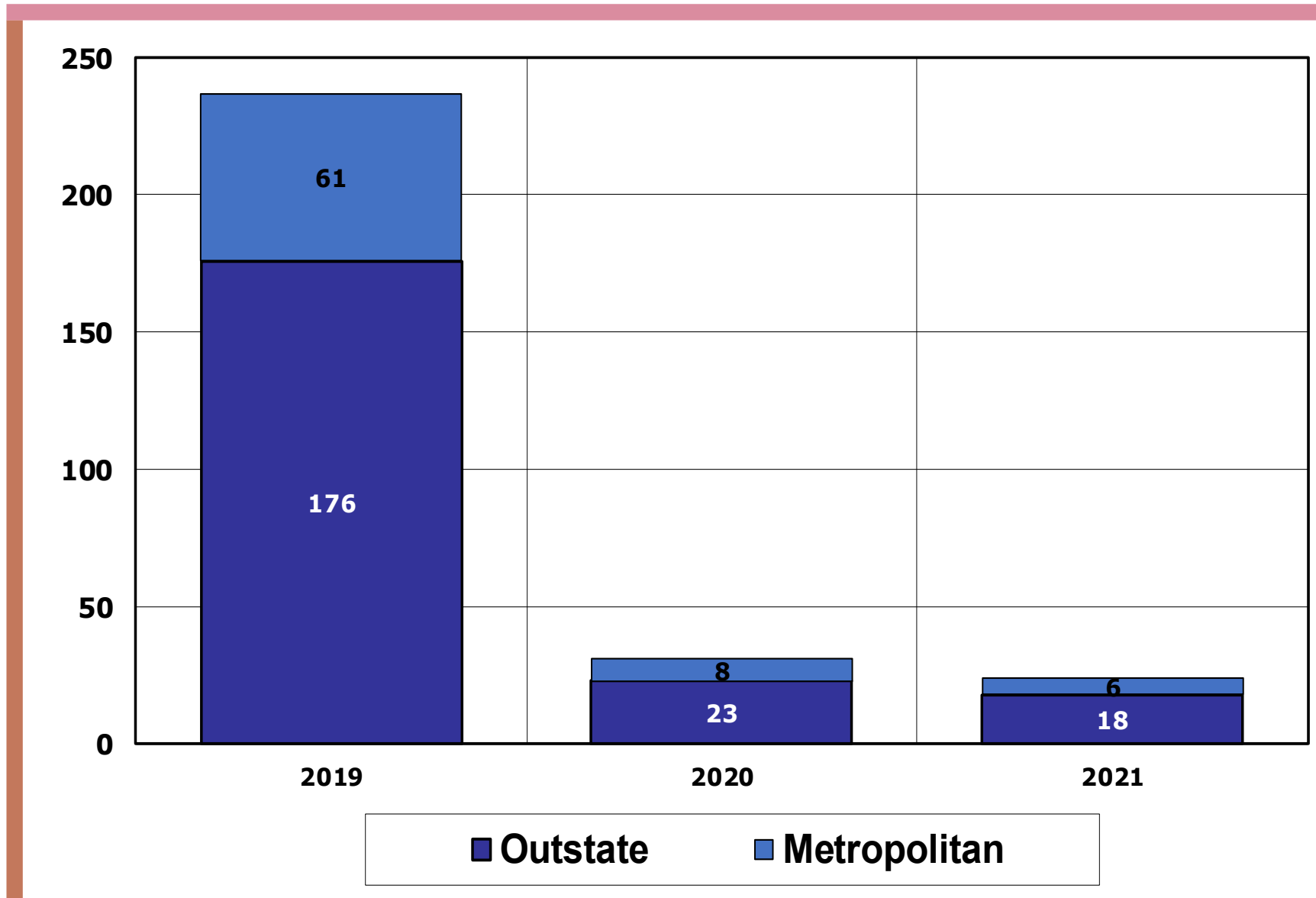
Offense	Violations
GRAND TOTAL	24
257.602A3-A Police Officer - Fleeing - 3rd Degree - Vehicle Code	1
333.74012A4 Contr. Sub. - Del/Mfg Under 50 Grams (Narc. or Cocaine)	8
333.74012B1 Contr. Sub. - Del./Mfg. Meth./Ecstasy	1
750.110 Breaking & Entering - Bldg. w/ Intent	1
750.110A3 Home Invasion - 2nd Degree	3
750.111 Breaking & Entering - Entry w/o Breaking, w/ Intent	1
750.224F Weapons - Firearms, Possession by Felon	1
750.530 Robbery - Unarmed	2
750.5357 Stolen Prop. - Receive & Conceal, Motor Vehicle	1
750.81D1 Police Officer - Assault/Resist/Obstruct	2
750.82 Felonious Assault	1
750.84 Assault w/ Intent to do Great Bodily Harm Less Than Murder	2

Source: Correctional Facilities Administration (SAI Database)

I3 2019 - 2021 Comparison of SAI Probationer Intake

By Field Operations Administration Territories

I - 4



Source: Correctional Facilities Administration (SAI Database)

I4**SAI Phase I Prisoner Program Performance**
2019 - 2021

	2019		2020		2021	
Graduated	435	90.8%	216	96.0%	189	93.1%
Voluntary Withdrawals	4	0.8%	2	0.9%	1	0.5%
Terminated as Rule Violators	12	2.5%	3	1.3%	7	3.4%
Terminated for Medical Reasons	18	3.8%	0	0.0%	1	0.5%
Terminated for Admin. Reasons	10	2.1%	4	1.8%	5	2.5%
Total	479	100.0%	225	100.0%	203	100.0%

Source: Correctional Facilities Administration

I5**SAI Phase I Probationer Program Performance**
2019 - 2021

	2019		2020		2021	
Graduated	206	87.7%	81	94.2%	22	88.0%
Voluntary Withdrawals	4	1.7%	0	0.0%	0	0.0%
Terminated as Rule Violators	16	6.8%	0	0.0%	0	0.0%
Terminated for Medical Reasons	5	2.1%	3	3.5%	2	8.0%
Terminated for Admin. Reasons	4	1.7%	2	2.3%	1	4.0%
Total	235	100.0%	86	100.0%	25	100.0%

Source: Correctional Facilities Administration

I6

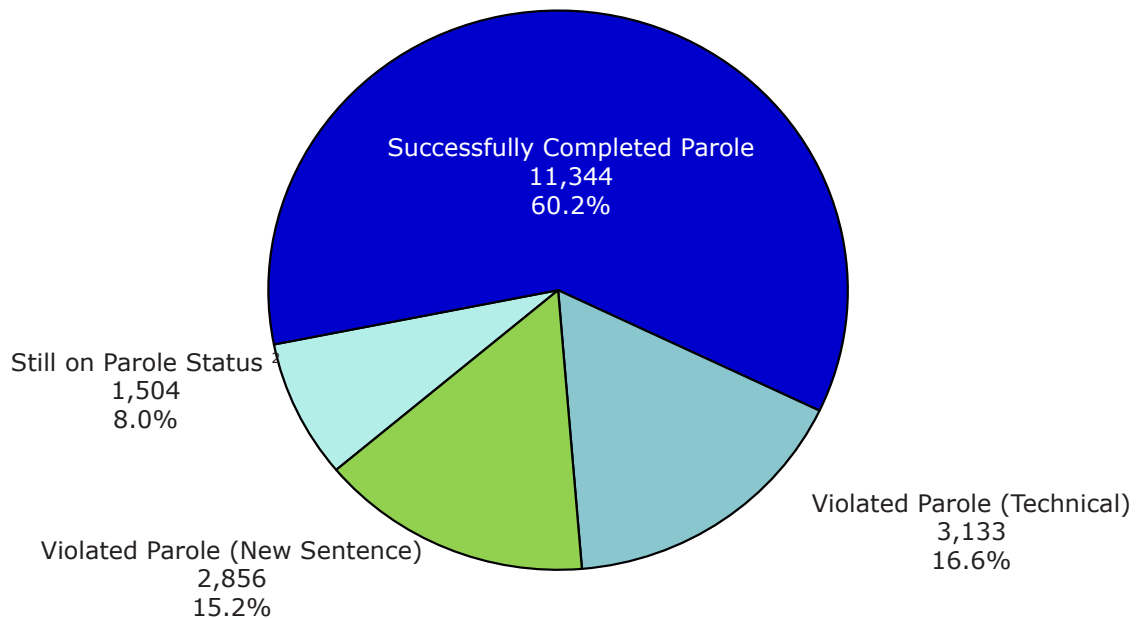
SAI Phase I Prisoner Post-Program Performance 1992 - 2021

	1992 - 2018 ¹		2019		2020		2021	
Still on Parole Status ²	1,504	8.0%	40	8.2%	123	46.4%	183	97.9%
Successfully Completed Parole	11,344	60.2%	357	73.6%	96	36.2%	1	0.5%
Violated Parole (Technical)	3,133	16.6%	42	8.7%	23	8.7%	2	1.1%
Violated Parole (New Sentence)	2,856	15.2%	46	9.5%	23	8.7%	1	0.5%
Total Graduates	18,837	100.0%	485	100.0%	265	100.0%	187	100.0%

I7

SAI Phase I Prisoner Post-Program Performance 1992 - 2018 ¹

All SAI-Prisoners with Three or More Years Since Graduation



¹ Reflects the status at the end of the 3rd year following the graduation from SAI.

² Includes parolees who have absconded from parole.

NOTE: Reflects outcome of the parole term following SAI.
Data includes Intensive Reentry (IR) trainees.
Differences in Total Graduates may vary from prior reporting years due to the availability of data.

Source: Offender Management Network Information (OMNI)

Office of Community Corrections



This section provides data on the Office of Community Corrections (OCC).

OCC works with local units of government and criminal justice professionals to implement Michigan's Community Corrections Act, P.A. 511 of 1988. The purpose of the Act is to increase the range and utilization of community sanctions and services for non-violent offenders in order to reduce admissions to prison. The OCC implements program policies, guidelines and standards, and provides technical assistance to local units of government to develop and implement locally-developed comprehensive corrections plans. These plans outline criminal justice problems and how policies and practices and P.A. 511 funds will address them.

Local governments voluntarily participate in the implementation of the Act through forming Community Corrections Advisory Boards (CCABs) which have responsibilities for developing comprehensive corrections plans. The plans establish the framework for applications for funds. At various times since 1989, 80 of the 83 counties across the state have elected to participate in implementation of the Act through the formulation of single-county, multi-county and county-city Community Corrections Advisory Boards.

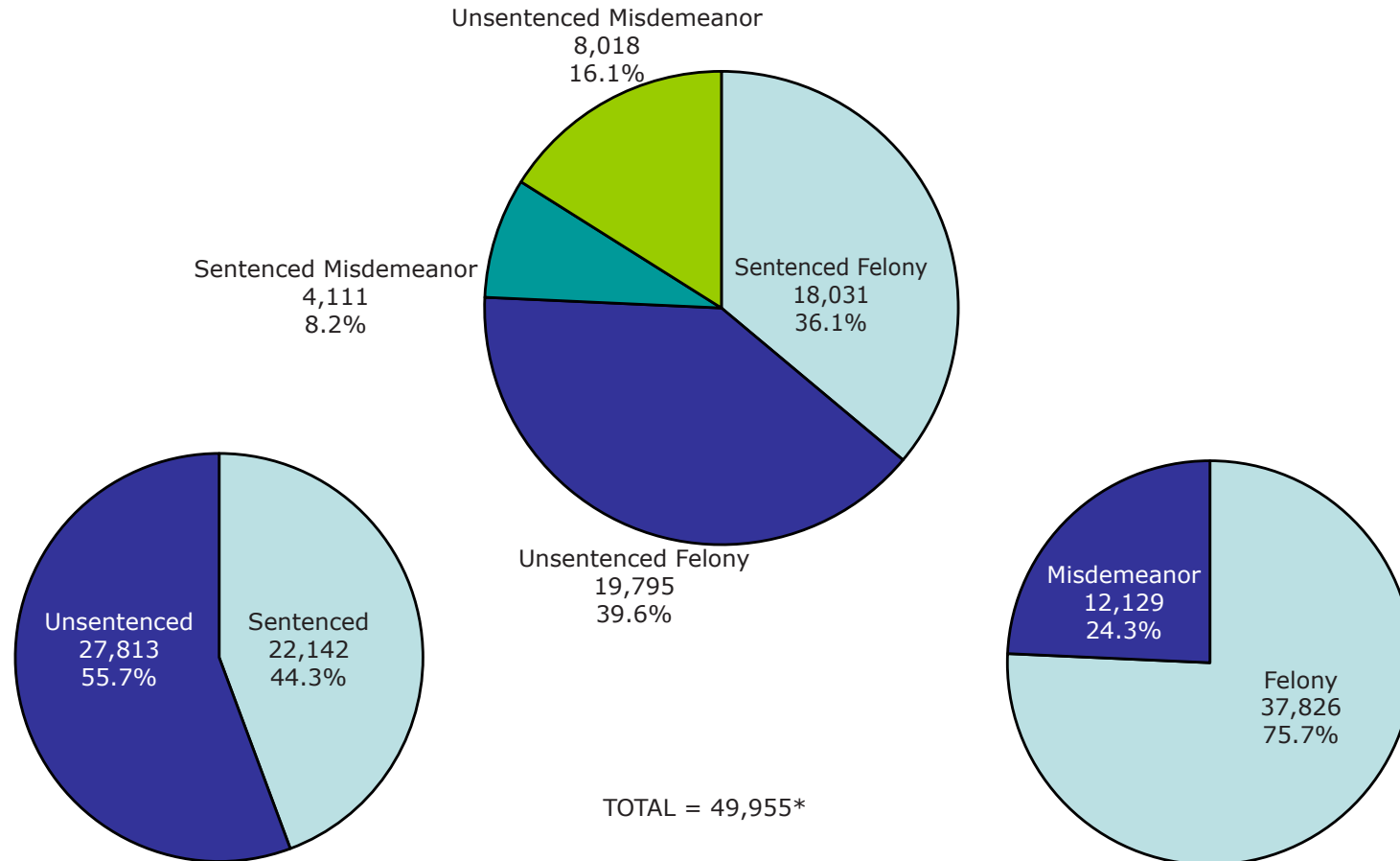
During Fiscal Year 2021, \$13,058,572 was awarded for community corrections plans and services to 43 counties, \$16,575,500 for probation residential services, and \$13,198,100 for the drunk driver jail reduction combined with comprehensive plans and services.

The number of new enrollees in community corrections programs during FY 2021 was 49,955. **Chart J1** shows the number of offenders determined eligible and enrolled in programs by crime class and legal status. **Chart J2** shows the award of comprehensive plans and services funds by program category. **Table J3** details the actual average daily population of probation residential services.

J1 Offenders Enrolled in P.A. 511 Community Corrections Programs

FY 2021

By Crime Class and Legal Status at Enrollment

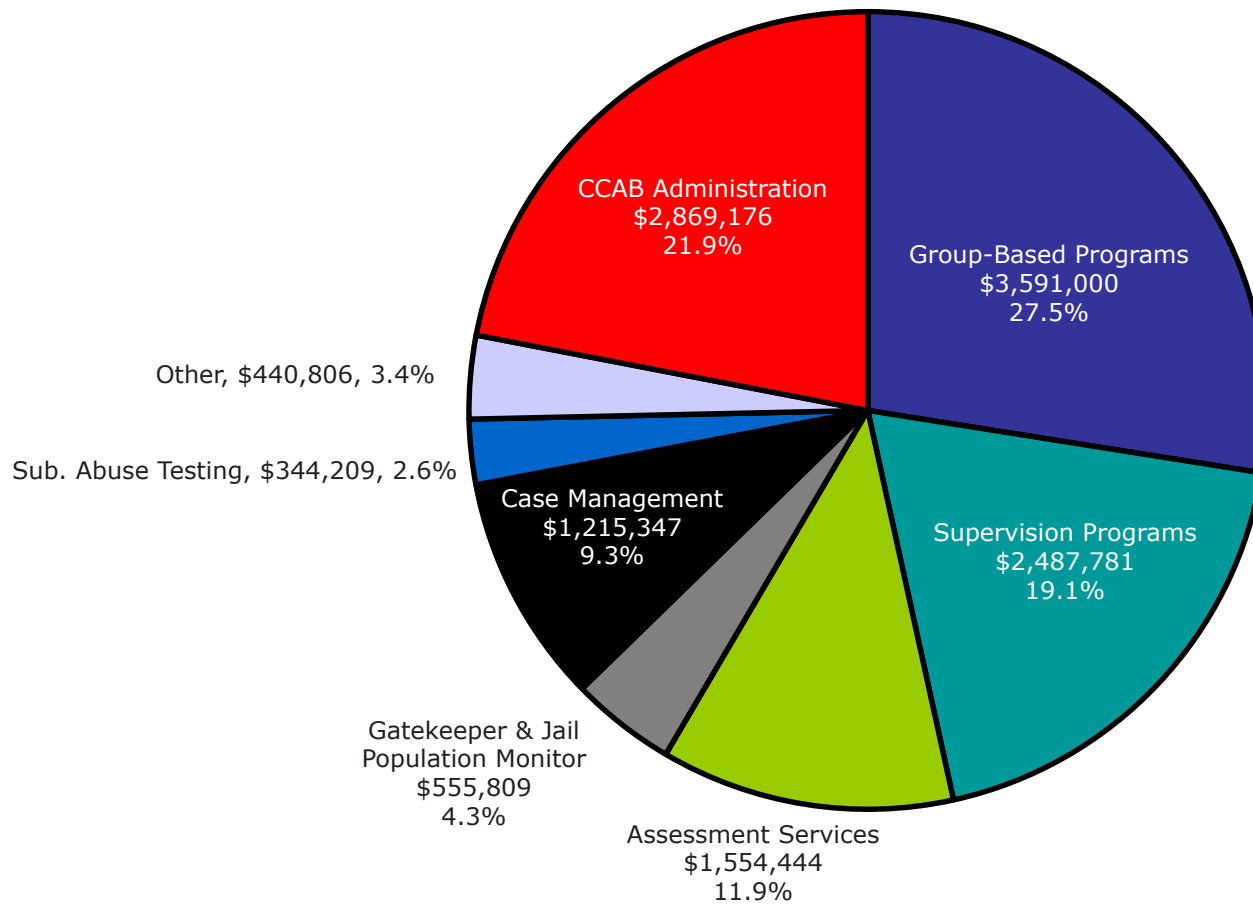


*Excludes insufficient data. The number of insufficient cases are indeterminate due to data collection issues.

Source: Office of Community Corrections

J2 Grants Awarded in FY 2021: \$13,058,572

Community Corrections Comprehensive Plans and Services



Source: Office of Community Corrections

FY 2021 Probation Residential Services

PROGRAM	ACTUAL AVERAGE DAILY POPULATION
ALLEGAN	21.12
ALPENA	0.62
ANTRIM	-
ARENAC	-
BARRY	1.81
BAY	2.63
BENZIE	-
BERRIEN	25.64
BRANCH	10.21
CALHOUN	12.76
CASS	8.07
CHARLEVOIX	-
CHEBOYGAN	0.24
CHIPPEWA	-
CLARE	0.55
CLINTON	3.33
CRAWFORD	0.16
DICKINSON	0.16
EATON	5.11
EMMET	-
GENESEE	25.95
GLADWIN	0.83
GRAND TRAVERSE	0.18
GRATIOT	0.65
HILLSDALE	1.61
HURON	0.51
INGHAM	13.39
IONIA	0.40
IOSCO	0.18
IRON	-
ISABELLA	0.70
JACKSON	7.26
KALAMAZOO	19.75
KALKASKA	-
KENT	34.32
LAKE	0.02
LAPEER	2.16
LEELANAU	-
LENAWEE	0.31
LIVINGSTON	0.65
MACOMB	36.36
MANISTEE	0.33
MARQUETTE	0.34
MASON	1.98
MECOSTA	2.12
MENOMINEE	-
MIDLAND	4.82
MISSAUKEE	0.10
MONROE	9.45
MONTCALM	1.94
MONTMORENCY	-
MUSKEGON	7.53

FY 2021 Probation Residential Services

PROGRAM	ACTUAL AVERAGE DAILY POPULATION
NEWAYGO	-
OAKLAND	10.14
OCEANA	0.46
OGEMAW	-
OSCEOLA	0.61
OSCODA	-
OSTEGO	0.14
OTTAWA	4.28
PRESQUE ISLE	0.18
ROSCOMMON	-
SAGINAW	17.02
SANILAC	0.02
ST. CLAIR	21.59
ST. JOSEPH	22.23
TUSCOLA	0.74
VAN BUREN	5.41
WASHTENAW	3.53
WAYNE	14.38
WEXFORD	0.07
TOTAL	356.1*

* Total is rounded to the nearest tenth.

Source: Office of Community Corrections