

Marijuana Processor Application Instructions

Adult-Use Marijuana Establishment Licensing Application Process

DO NOT SUBMIT THIS MARIJUANA ESTABLISHMENT LICENSE APPLICATION UNLESS YOUR MARIJUANA ESTABLISHMENT WILL BE READY TO PASS ALL PRE-LICENSURE INSPECTIONS WITHIN 60 DAYS OF SUBMISSION.

Failure to pass all pre-licensure inspections within 60 days may result in the denial of the license application.

This application must be completed in its entirety upon submission. If the Cannabis Regulatory Agency (CRA) identifies a deficiency in an application, the CRA will notify the applicant. The applicant must submit all missing information or proof that the deficiency has been corrected in its entirety to the CRA within 5 calendar days of the date the applicant received the notice of deficiency. The failure of an applicant to completely correct a deficiency within 5 days of notification by the CRA may result in the denial of the application.

Cannabis Regulatory Agency
Phone: (517) 284-8599
Website: www.michigan.gov/cra
Email: CRA-Adult-Use-Marijuana@Michigan.gov

Marijuana Processor Application Instructions

Adult-Use Marijuana Establishment Licensing Application Process

Before initiating the application process, be advised the following documents are due at the time of application submission:

Establishment License Application [Link to Attestations](#)

- Attestation 2-A – Acknowledgment & Consent to Investigations, Statute & Rule Compliance
- Attestation 2-B – Interest & Experience Attestation
- Attestation 2-C – Confirmation of Section 6 Compliance
- Attestation 2-D – Confirmation of Insurance
- Acknowledgment of Attestations

Business Specifications

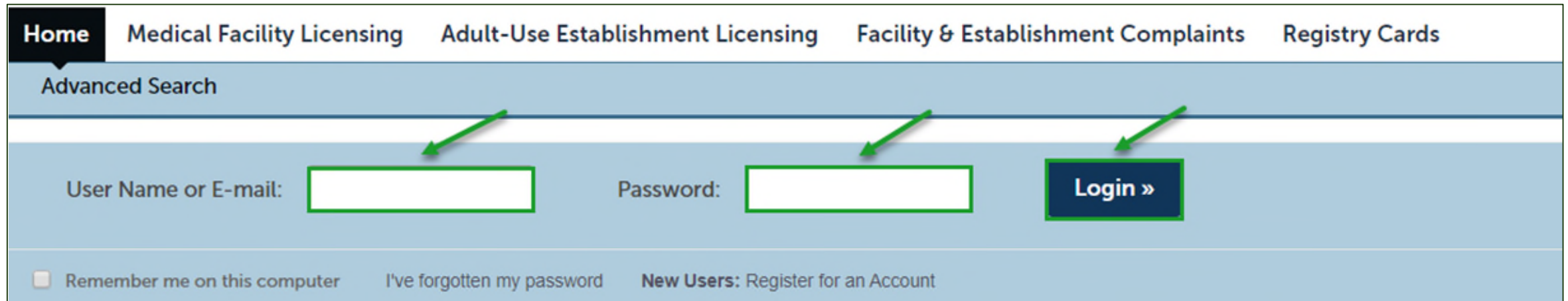
- Copy of Certificate of Use and Occupancy
- Copy of deed or lease agreement
- Copy of proof of financial responsibility (e.g., insurance policy, constant value bond)
- Copy of marijuana business location plan
- Copy of floor plan
- Copy of business plan, including but not limited to:
 - Technology plan
 - Marketing plan
 - Staffing plan
 - Inventory and recordkeeping plan
- DBA documentation (if applicable) (obtained at county-level)
- Certificate of Assumed Name (if applicable) (obtained from LARA Corporations Division)

***All applicable items on the checklist are required to be provided at the time of application submission.
*Failure to submit any of the items may result in the denial of your application.**

Marijuana Processor Application Instructions

Adult-Use Marijuana Establishment Licensing Application Process

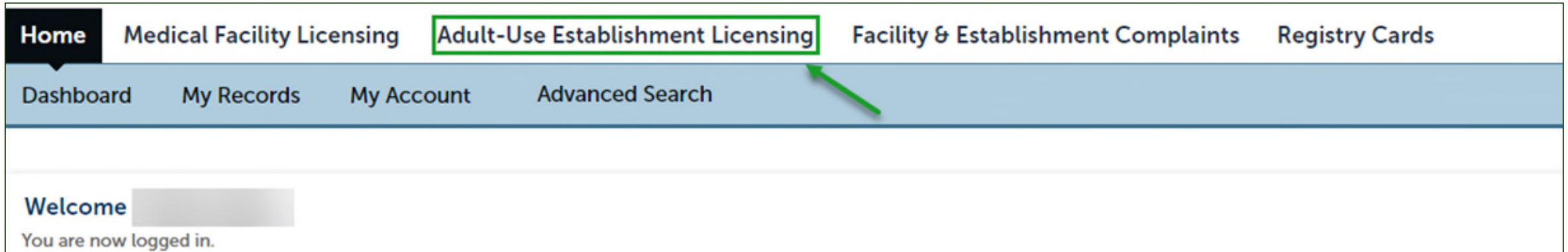
- Enter *User Name or E-mail*.
- Enter *Password*.
- Select *Login*.

A screenshot of a web application's login page. At the top, there is a navigation menu with five items: "Home" (highlighted in a dark blue box), "Medical Facility Licensing", "Adult-Use Establishment Licensing", "Facility & Establishment Complaints", and "Registry Cards". Below the navigation is a light blue header area with the text "Advanced Search". The main content area is a light blue box containing a login form. The form has three elements: a text input field labeled "User Name or E-mail:", a text input field labeled "Password:", and a dark blue button labeled "Login »". Three green arrows point from the top of the form area down to each of these three elements. At the bottom of the form area, there are three links: a checkbox labeled "Remember me on this computer", a link labeled "I've forgotten my password", and a link labeled "New Users: Register for an Account".

Marijuana Processor Application Instructions

Adult-Use Marijuana Establishment Licensing Application Process

- Select *Adult-Use Establishment Licensing*.




Home Medical Facility Licensing **Adult-Use Establishment Licensing** Facility & Establishment Complaints Registry Cards

Dashboard My Records My Account Advanced Search

Welcome

You are now logged in.

- Select *Create an Application*.



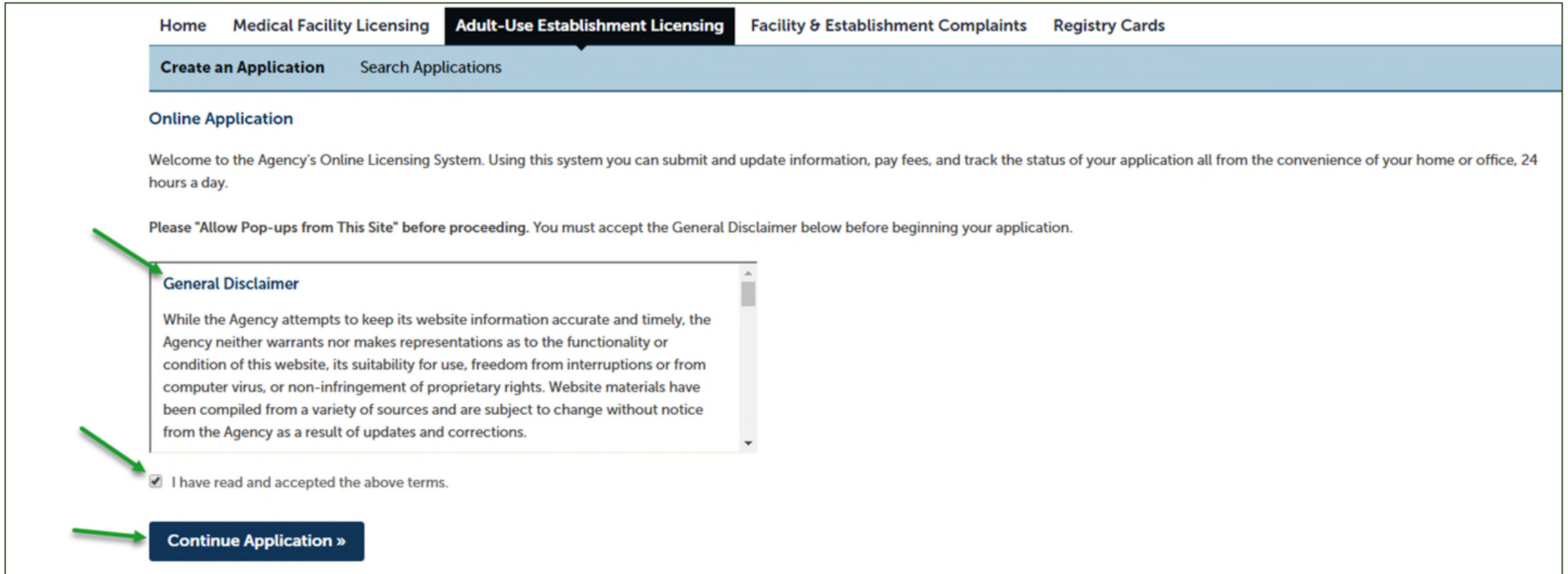
Home Medical Facility Licensing **Adult-Use Establishment Licensing** Facility & Establishment Complaints Registry Cards

Create an Application Search Applications

Marijuana Processor Application Instructions

Adult-Use Marijuana Establishment Licensing Application Process

- Read the **General Disclaimer**.
- Check the box stating ***I have read and accepted the above terms.***
- Select **Continue Application**.



Home Medical Facility Licensing **Adult-Use Establishment Licensing** Facility & Establishment Complaints Registry Cards

Create an Application Search Applications

Online Application

Welcome to the Agency's Online Licensing System. Using this system you can submit and update information, pay fees, and track the status of your application all from the convenience of your home or office, 24 hours a day.

Please "Allow Pop-ups from This Site" before proceeding. You must accept the General Disclaimer below before beginning your application.

General Disclaimer

While the Agency attempts to keep its website information accurate and timely, the Agency neither warrants nor makes representations as to the functionality or condition of this website, its suitability for use, freedom from interruptions or from computer virus, or non-infringement of proprietary rights. Website materials have been compiled from a variety of sources and are subject to change without notice from the Agency as a result of updates and corrections.

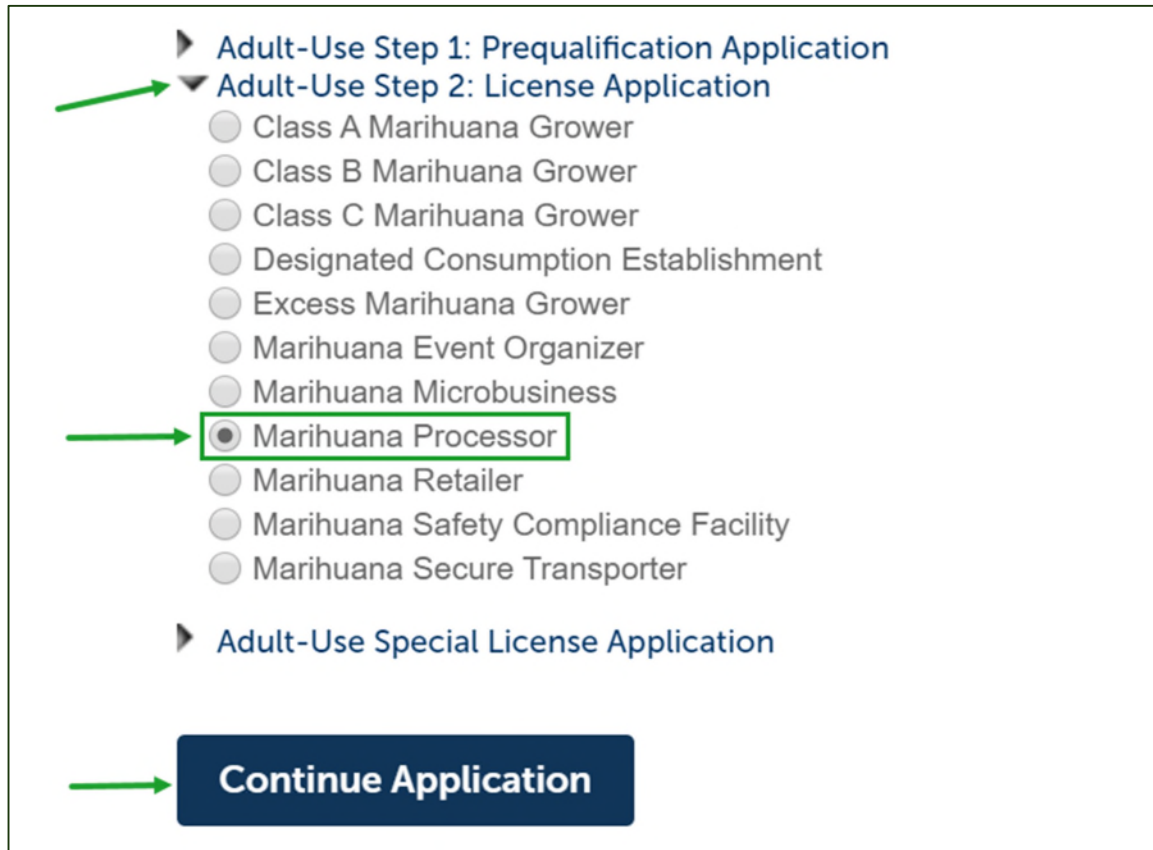
I have read and accepted the above terms.

Continue Application »

Marijuana Processor Application Instructions

Adult-Use Marijuana Establishment Licensing Application Process

- Select the arrow next to **Adult-Use Step 2: License Application**.
- Select **Marijuana Processor**.
- Select **Continue Application**.

A screenshot of a web application interface showing a list of options for the "Adult-Use Step 2: License Application" stage. The "Marijuana Processor" option is selected and highlighted with a green box and a green arrow. Below the list is a dark blue button labeled "Continue Application", also highlighted with a green arrow. The "Adult-Use Step 1: Prequalification Application" and "Adult-Use Special License Application" options are also visible but not selected.

▶ Adult-Use Step 1: Prequalification Application

▶ Adult-Use Step 2: License Application

- Class A Marijuana Grower
- Class B Marijuana Grower
- Class C Marijuana Grower
- Designated Consumption Establishment
- Excess Marijuana Grower
- Marijuana Event Organizer
- Marijuana Microbusiness
- Marijuana Processor**
- Marijuana Retailer
- Marijuana Safety Compliance Facility
- Marijuana Secure Transporter

▶ Adult-Use Special License Application

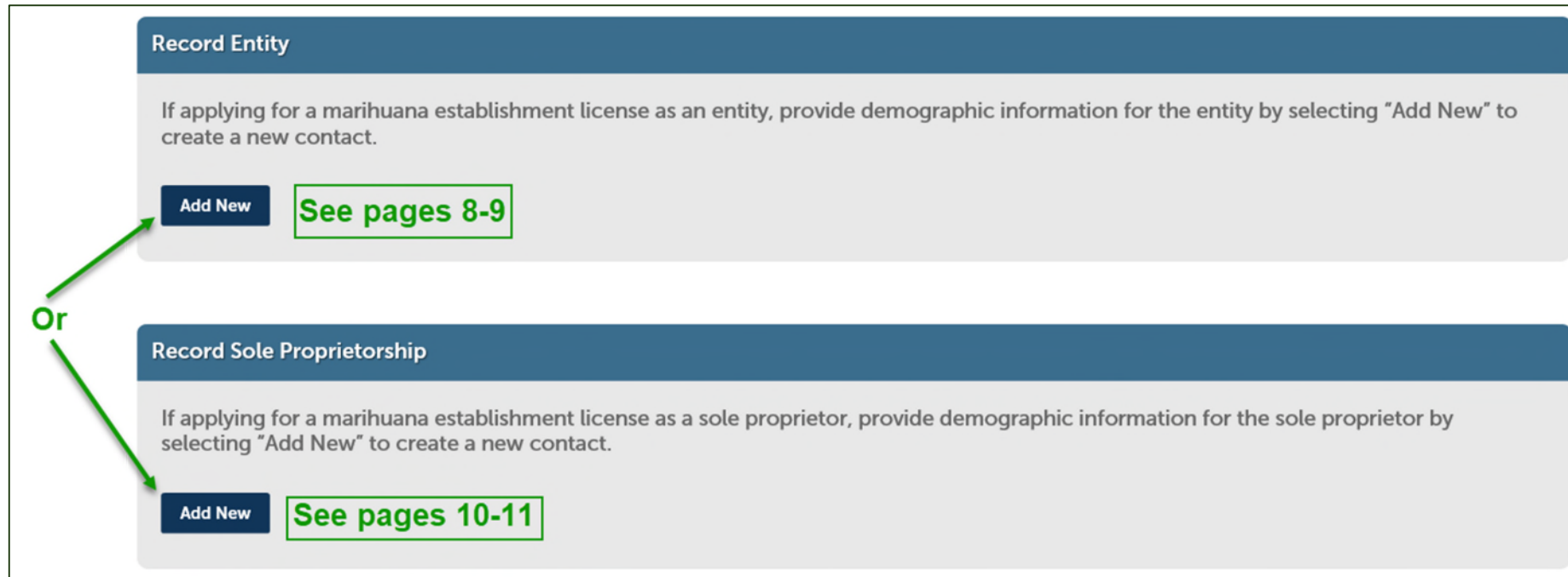
Continue Application

Marijuana Processor Application Instructions

Adult-Use Marijuana Establishment Licensing Application Process

- For a main applicant entity seeking to hold a marijuana establishment state license, provide demographic information for the main applicant entity by selecting **Add New**.
 - See pages 8-9 for a main applicant entity.
- For a main applicant individual (sole proprietor) seeking to hold a marijuana establishment state license, provide demographic information for the main applicant individual (sole proprietor) by selecting **Add New**.
 - See pages 10-11 for a main applicant individual (sole proprietor).

Note: you must **Add New** for either Record Entity OR Record Sole Proprietorship.

A diagram illustrating two alternative paths for adding a new contact. It consists of two main rectangular boxes, one above the other, separated by the word "Or" in green. The top box is titled "Record Entity" in a dark blue header. Below the header, it contains the text: "If applying for a marijuana establishment license as an entity, provide demographic information for the entity by selecting 'Add New' to create a new contact." At the bottom left of this box is a dark blue button labeled "Add New". To its right is a green-bordered box containing the text "See pages 8-9". A green arrow points from the "Add New" button to the "Or" text. The bottom box is titled "Record Sole Proprietorship" in a dark blue header. Below the header, it contains the text: "If applying for a marijuana establishment license as a sole proprietor, provide demographic information for the sole proprietor by selecting 'Add New' to create a new contact." At the bottom left of this box is a dark blue button labeled "Add New". To its right is a green-bordered box containing the text "See pages 10-11". A green arrow points from the "Add New" button to the "Or" text.

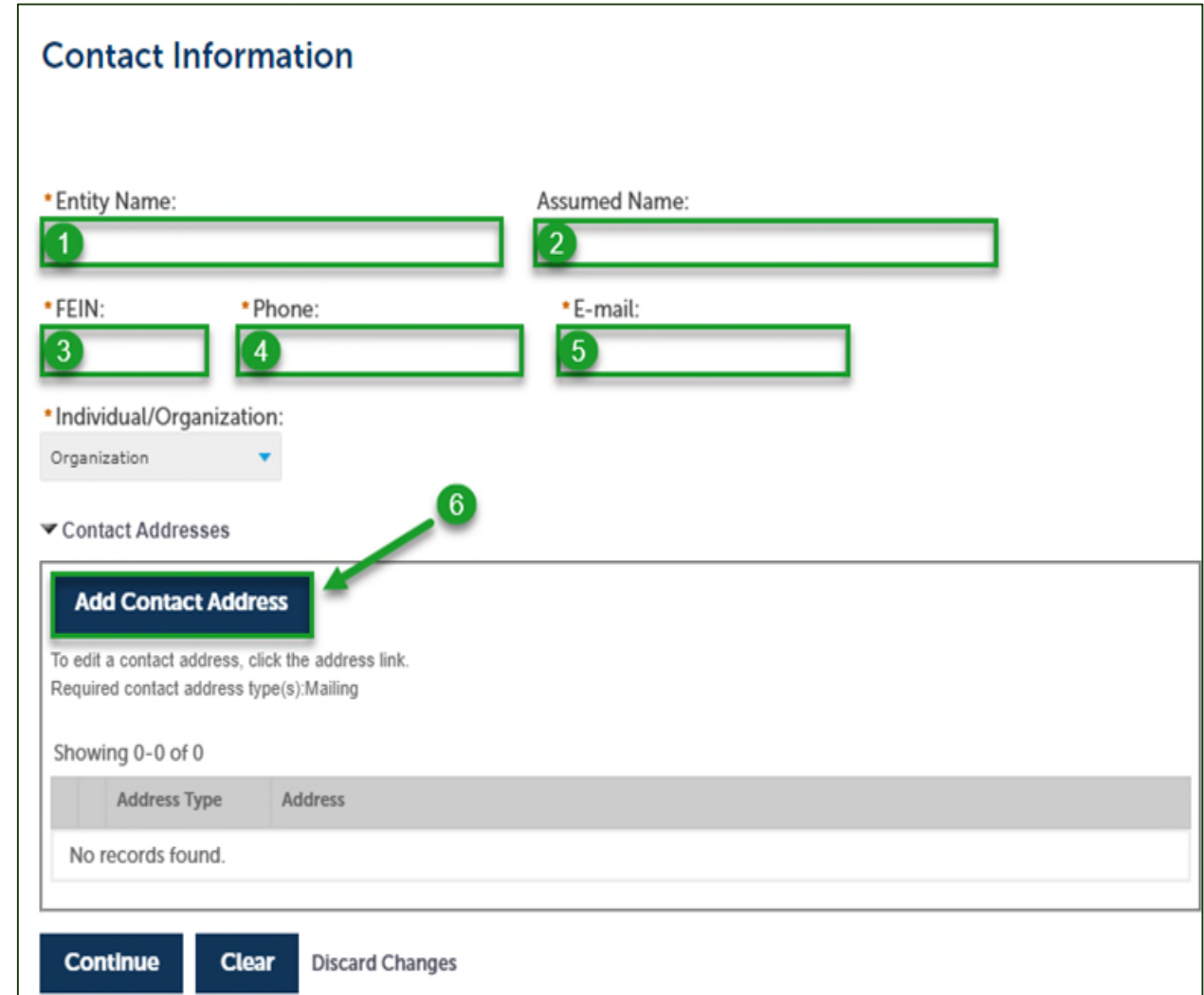
Marijuana Processor Application Instructions

Adult-Use Marijuana Establishment Licensing Application Process

For a main applicant entity:

Main applicant individuals (sole proprietors) skip to page 10.

- Enter **Main Applicant Entity** name.
- Enter **Assumed Name** if operating publicly with a name other than the main applicant entity name. Separate multiple assumed names with commas.
- Enter **Federal Employer Identification Number (FEIN)**.
- Enter **Phone Number**.
- Enter **E-mail Address**.
- Select **Add Contact Address**. Another window will open. **Please see next page to continue.**



Contact Information

• Entity Name: 1

Assumed Name: 2

• FEIN: 3

• Phone: 4

• E-mail: 5

• Individual/Organization:
Organization

▼ Contact Addresses

Add Contact Address 6

To edit a contact address, click the address link.
Required contact address type(s): Mailing

Showing 0-0 of 0

Address Type	Address
No records found.	

Continue **Clear** Discard Changes

Marijuana Processor Application Instructions

Adult-Use Marijuana Establishment Licensing Application Process

For a main applicant entity:

- **Mailing Address** type is required. Please note: the physical license will be sent to this address.
- Enter **Street Address**.
- Enter **City**.
- Select to add **State**.
- Enter **ZIP Code**.
- Select **Save and Close**.

- **Contact Address Added Successfully** message will appear.
- Select **Continue**.

Contact Information

Contact Address Information

* Address Type: Mailing 7

* Address Line 1: 8

* City: 9

* State: --Select-- 10

* ZIP Code: 11

12

Save and Close
Save and Add Another
Clear
Discard Changes

▼ Contact Addresses

Add Contact Address

To edit a contact address, click the address link.
Required contact address type(s): Mailing

✔ **Contact address added successfully.**

Showing 1-1 of 1

Address Type	Address
Mailing	3142 Main St

Continue
Clear
Discard Changes

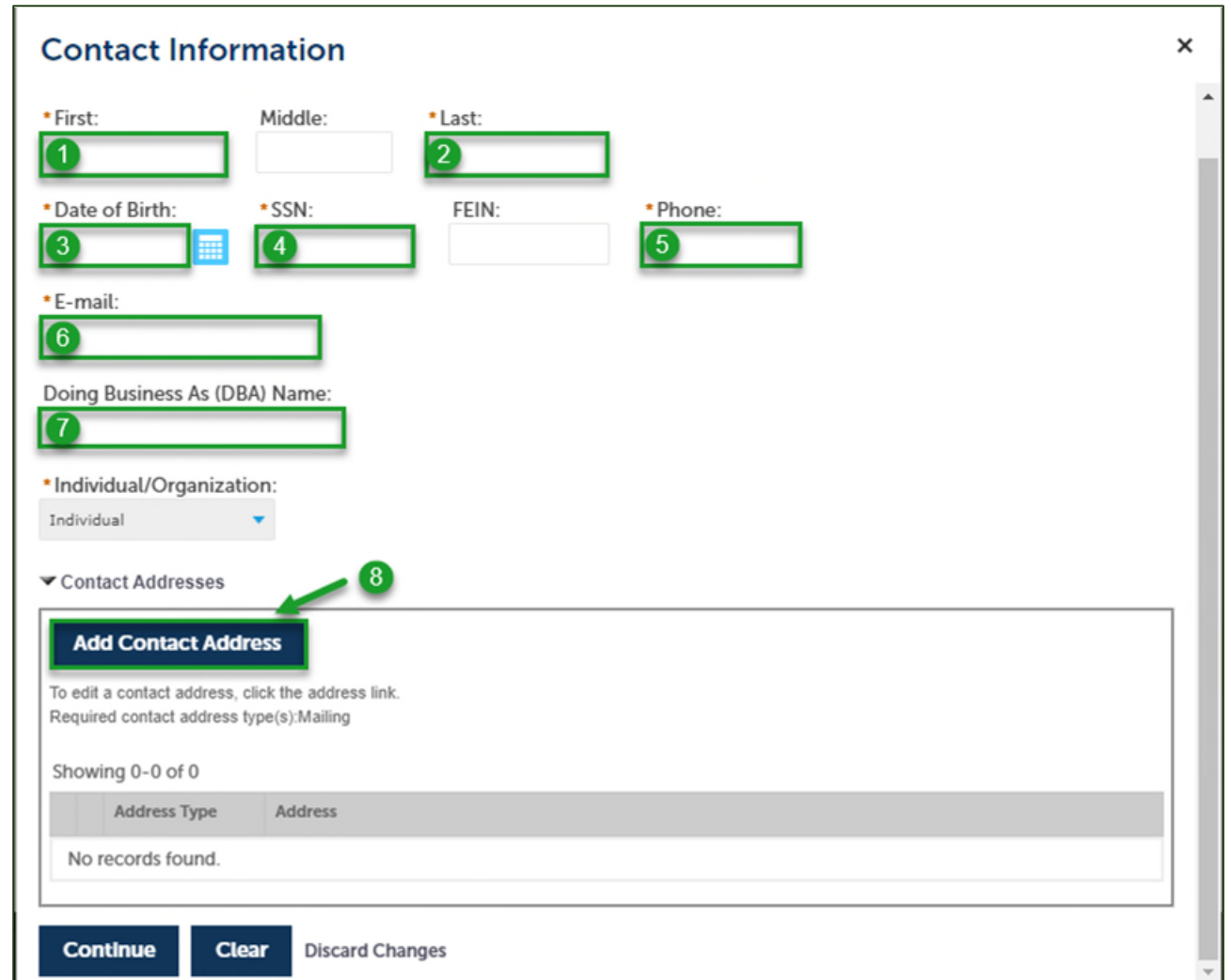
Marijuana Processor Application Instructions

Adult-Use Marijuana Establishment Licensing Application Process

For a main applicant individual (sole proprietor):

Main applicant entities skip to page 12.

- Enter Sole Proprietor's **First Name**.
- Enter Sole Proprietor's **Last Name**.
- Enter Sole Proprietor's **Date of Birth (DOB)**.
- Enter Sole Proprietor's **Social Security Number (SSN)**.
- Enter Sole Proprietor's **Phone Number**.
- Enter Sole Proprietor's **E-mail Address**.
- Enter Sole Proprietor's **Doing Business As (DBA)**, if applicable.
- Select **Add Contact Address**. Another window will open. **Please see next page to continue.**



Contact Information

* First: 1 Middle: Last: 2

* Date of Birth: 3 * SSN: 4 FEIN: Phone: 5

* E-mail: 6

Doing Business As (DBA) Name: 7

* Individual/Organization:
Individual

▼ Contact Addresses 8

Add Contact Address

To edit a contact address, click the address link.
Required contact address type(s): Mailing

Showing 0-0 of 0

Address Type	Address
No records found.	

Continue **Clear** Discard Changes

Marijuana Processor Application Instructions

Adult-Use Marijuana Establishment Licensing Application Process

For a main applicant individual (sole proprietor):

- **Mailing Address** type is required. Please note: the physical license will be sent to this address.
- Enter **Street Address**.
- Enter **City**.
- Select to add **State**.
- Enter **ZIP Code**.
- Select **Save and Close**.

- **Contact Address Added Successfully** message will appear.
- Select **Continue**.

Contact Information

Contact Address Information

* Address Type:
 9

* Address Line 1:

* City: * State: 12 * ZIP Code:

 Discard Changes

▼ Contact Addresses

Add Contact Address

To edit a contact address, click the address link.
 Required contact address type(s): Mailing

✔ Contact address added successfully.

Showing 1-1 of 1

Address Type	Address
Mailing 15	155 Main St

 Discard Changes

Marijuana Processor Application Instructions

Adult-Use Marijuana Establishment Licensing Application Process

- Choose **Select from Account**.

Person Completing Application

Provide demographic information for the person completing the online application by selecting "Select from Account" to use your existing contact.

Select from Account ←

- Select the box for **Mailing Address**.
- Select **Continue**.

Select Contact from Account

Person Completing Application

Select contact addresses for this contact to attach to the record.

Showing 1-1 of 1

<input type="checkbox"/>	Address Type	Address
<input checked="" type="checkbox"/>	Mailing	

Continue ← **Discard Changes**

1 → 2 →

- After entering the demographic information for the main applicant and the person completing the application, select **Continue Application**.

→ **Continue Application**

Marijuana Processor Application Instructions

Adult-Use Marijuana Establishment Licensing Application Process

Provide the physical address of the marijuana establishment seeking a state license.

- Enter establishment **Street Number**.
- Enter establishment **Street Name**.
- Select establishment **Street Type**.
- Select **Unit Type**, if applicable.
- Enter **Unit Number**, if applicable.
- Enter establishment **City**.
- MI is required for **State**
- Enter establishment **ZIP Code**.

Establishment Address

Provide the physical address of the marijuana establishment seeking a state license.

Street No.:

Street Name:

Street Type:

Unit Type:

Unit No.:

City:

State:

Zip:

Clear

- Enter Establishment **Location Zoning Category**.
- Select **Continue Application**.

Business Location Zoning Category

LOCATION ZONING CATEGORY

Provide the establishment location zoning category:

Save and resume later

Continue Application

Marijuana Processor Application Instructions

Adult-Use Marijuana Establishment Licensing Application Process

- Select **Add a Row** to provide information regarding the ownership of the marijuana establishment to be licensed. Please note, this table pertains to the ownership of the physical marijuana establishment as opposed to the ownership of the main applicant.

Establishment Ownership Information

OWNERSHIP INFORMATION
Provide the following information regarding ownership of the marijuana establishment to be licensed.

Showing 0-0 of 0

Property Tax ID Number	Owner of Record	Property Street Address	City	State	Zip	Type of Ownership or Use Interest
No records found.						

Add a Row ▼
Edit Selected
Delete Selected

- Enter **Property Tax ID Number**.
- Enter **Owner of Record**.
- Enter **Property Street Address**.
- Enter **City**.
- Select **State**.
- Enter **ZIP Code**.
- Enter **Type of Ownership or Use Interest**.
- Click **Submit**.

OWNERSHIP INFORMATION
Provide the following information regarding ownership of the marijuana establishment to be licensed.

* Property Tax ID Number: ?

* Owner of Record: ?

* Property Street Address:

* City:

* State:

* Zip:

* Type of Ownership or Use Interest:
Ex. own, rent, land contract

Submit
← Cancel

Marijuana Processor Application Instructions

Adult-Use Marijuana Establishment Licensing Application Process

- Enter **Name of municipality in which the marijuana establishment will be located.**
- Enter **City of Municipality.**
- Select **State of Municipality.**
- Enter **Zip Code of Municipality.**
- Select **County of Municipality.**
- Select **Continue Application.**

Municipality Information

MUNICIPALITY INFORMATION

Name of municipality in which the marijuana establishment will be located:

City of Municipality:

State of Municipality:

Zip Code of Municipality:

County of Municipality:

Marijuana Processor Application Instructions

Adult-Use Marijuana Establishment Licensing Application Process

- Enter the number of employees who will work for this marijuana establishment (if unknown, estimate).
- Select ***Continue Application***.

Employee Information

EMPLOYEE INFORMATION

Number of employees who will work for this marijuana establishment (if unknown, estimate):

[Save and resume later](#) [Continue Application »](#)

Marijuana Processor Application Instructions

Adult-Use Marijuana Establishment Licensing Application Process

- All applicable items on the checklist are required to be provided at the time of application submission.
- Failure to submit any of the applicable checklist items may result in the denial of your application.
- Each document in the checklist must be uploaded individually; documents cannot be combined and uploaded as a single PDF.

Attachment

Please attach the following documents:

[Establishment License Application](#) [Link to Attestations](#)

- Attestation 2-A – Acknowledgment & Consent to Investigations, Statute & Rule Compliance
- Attestation 2-B – Interest & Experience Attestation
- Attestation 2-C – Confirmation of Section 6 Compliance
- Attestation 2-D – Confirmation of Insurance
- Acknowledgment of Attestations

[Business Specifications](#)

- Copy of Certificate of Use and Occupancy
- Copy of deed or lease agreement
- Copy of proof of financial responsibility (e.g., insurance policy, constant value bond)
- Copy of marijuana business location plan
- Copy of floor plan
- Copy of business plan, including but not limited to:
 - Technology plan
 - Marketing plan
 - Staffing plan
 - Inventory and recordkeeping plan
- DBA documentation (if applicable) (obtained at county-level)
- Certificate of Assumed Name (if applicable) (obtained from LARA Corporations Division)

***All applicable items on the checklist are required to be provided at the time of application submission.
*Failure to submit any of the items may result in the denial of your application.**

The maximum file size allowed is 500 MB.
ade;adp;bat;chm;cmd;com;cpl;exe;hta;htm;html;ins;isp;jar;js;jse;lib;lnk;mde;mht;mhtml;mnc;mnp;mst;php;plf;scr;sct;shb;sys;vb;vbe;vbs;vxd;wsc;wsf;wsh
This application type requires you to submit the following types of documents. Subject to the collected information, you may be required to submit additional documents: Floor Plan, Deed/Lease Agreement, Attestation 2-A, Attestation 2-B, Attestation 2-C, Attestation 2-D, Certificate of Use and Occupancy, Proof of Financial Responsibility, Marijuana Business Location Plan

Name	Type	Size	Latest Update	Action
No records found.				

Add
1

File Upload ✕

The maximum file size allowed is 500 MB.
ade; adp; bat; chm; cmd; com; cpl; exe; hta; htm; html; ins; isp; jar; js; jse; lib; lnk; mde; mht; mhtml; msc; msp; mst; php; plf; scr; sct; shb; sys; vb; vbe; vbs; vxd; wsc; wsf; wsh are disallowed file types to upload.

Continue
Add
Remove All
Cancel

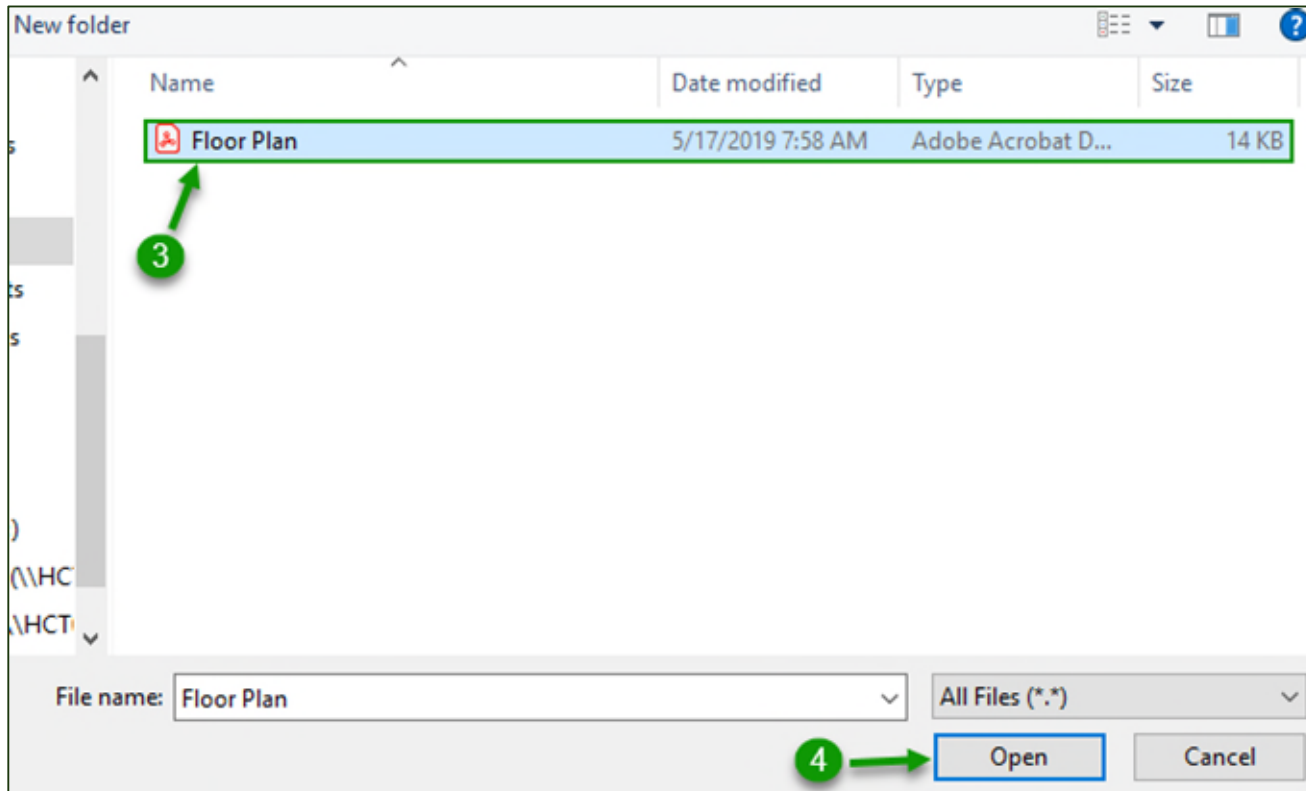
2

- To attach documents, Select **Add** on the attachments page.
- Select **Add** on the file upload pop out window. **Please see next page to continue.**

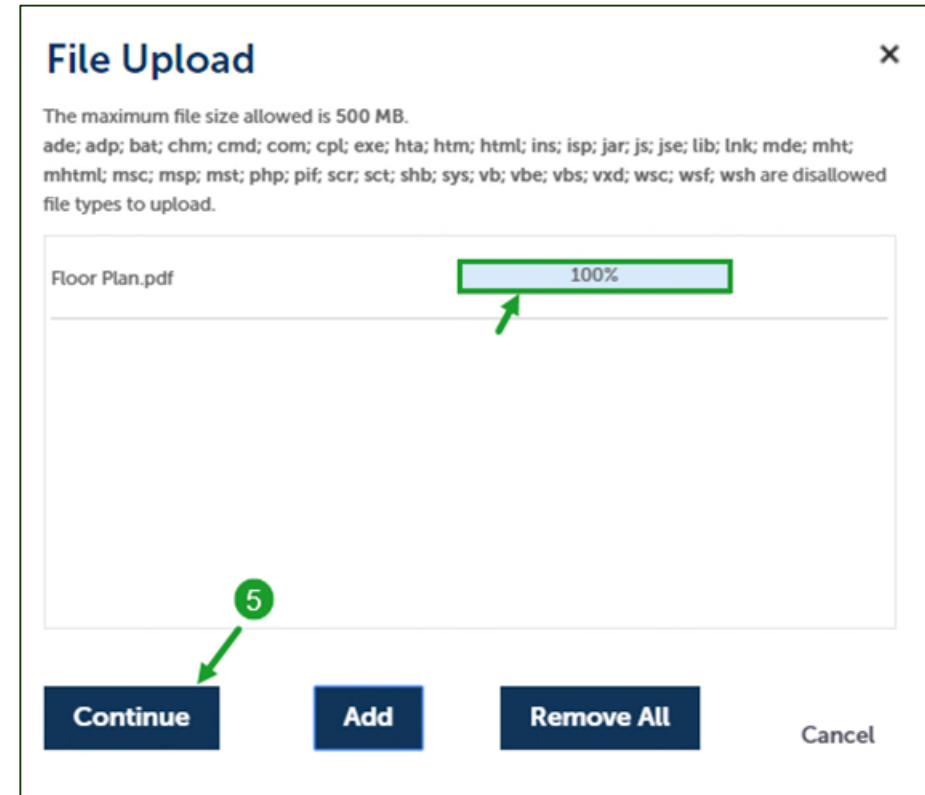
Marijuana Processor Application Instructions

Adult-Use Marijuana Establishment Licensing Application Process

- **Select** and **Open** the file(s) you wish to upload.
 - Attachments should be uploaded in PDF format.
 - Files should be named according to their document type. For example, the Floor Plan PDF should be named "Floor Plan".



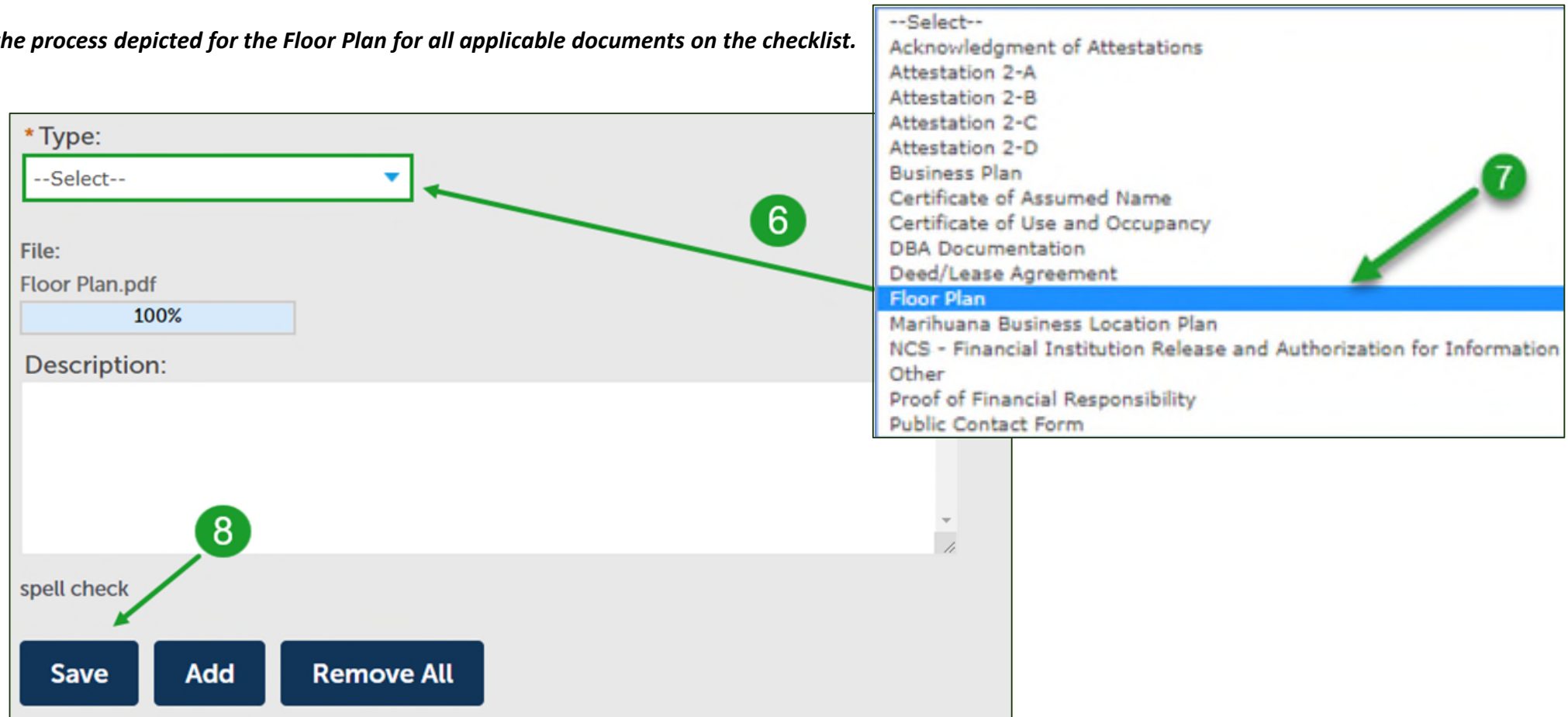
- Confirm the file(s) are 100% uploaded and select **Continue**.



Marijuana Processor Application Instructions

Adult-Use Marijuana Establishment Licensing Application Process

- Select document **Type**
 - All documents on the checklist have a corresponding type. You must choose the corresponding document type for each document that is uploaded. For example, when uploading the Floor Plan, you must select the “Floor Plan” type.
- Select **Save**.
- **You must repeat the process depicted for the Floor Plan for all applicable documents on the checklist.**



The screenshot shows a form for uploading a document. The form includes a dropdown menu for selecting the document type, a file upload progress bar, a description field, and buttons for Save, Add, and Remove All. A dropdown menu is open, showing a list of document types. The 'Floor Plan' option is highlighted in blue. Green arrows and circles (6, 7, 8) indicate the steps: 6 points to the dropdown menu, 7 points to the 'Floor Plan' option, and 8 points to the 'Save' button.

*Type:

File:
Floor Plan.pdf
100%

Description:

spell check

Save **Add** **Remove All**

--Select--
Acknowledgment of Attestations
Attestation 2-A
Attestation 2-B
Attestation 2-C
Attestation 2-D
Business Plan
Certificate of Assumed Name
Certificate of Use and Occupancy
DBA Documentation
Deed/Lease Agreement
Floor Plan
Marihuana Business Location Plan
NCS - Financial Institution Release and Authorization for Information
Other
Proof of Financial Responsibility
Public Contact Form

Marijuana Processor Application Instructions

Adult-Use Marijuana Establishment Licensing Application Process

- After all applicable documents have been uploaded and their corresponding document types have been selected and saved, select **Continue Application**.

Attachment

Please attach the following documents:

Establishment License Application [Link to Attestations](#)

- Attestation 2-A – Acknowledgment & Consent to Investigations, Statute & Rule Compliance
- Attestation 2-B – Interest & Experience Attestation
- Attestation 2-C – Confirmation of Section 6 Compliance
- Attestation 2-D – Confirmation of Insurance
- Acknowledgment of Attestations

Business Specifications

- Copy of Certificate of Use and Occupancy
- Copy of deed or lease agreement
- Copy of proof of financial responsibility (e.g., insurance policy, constant value bond)
- Copy of marijuana business location plan
- Copy of floor plan
- Copy of business plan, including but not limited to:
 - Technology plan
 - Marketing plan
 - Staffing plan
 - Inventory and recordkeeping plan
- DBA documentation (if applicable) (obtained at county-level)
- Certificate of Assumed Name (if applicable) (obtained from LARA Corporations Division)

*All applicable items on the checklist are required to be provided at the time of application submission.
 *Failure to submit any of the items may result in the denial of your application.

The maximum file size allowed is 500 MB.
 adobe.pdf, bar, chm, cmd, com, cpg, exe, hta, htm, hml, inc, ipa, jar, js, jpeg, mp3, mp4, mpeg, mov, pdf, ppt, rar, sql, swf, vbs, xls, xml, zip are disallowed file types to upload
 This application type requires you to submit the following types of documents. Subject to the collected information, you may be required to submit additional documents prior to approval:
 Floor Plan, Deed/Lease Agreement, Attestation 2-A, Attestation 2-B, Attestation 2-C, Attestation 2-D, Certificate of Use and Occupancy, Proof of Financial Responsibility, Acknowledgment of Attestations, Business Plan, Marijuana Business Location Plan

Name	Type	Size	Lasts Update	Action
Page 2 - Attestation 2-A - Acknowledgment & Consent to Investigations, Statute...pdf	Attestation 2-A	191.29 KB	04/05/2020	Actions ▾
Page 3 - Attestation 2-B - Interest & Experience Attestation.pdf	Attestation 2-B	252.92 KB	04/05/2020	Actions ▾
Page 6 - Acknowledgment of Attestations.pdf	Acknowledgment of Attestations	254.68 KB	04/05/2020	Actions ▾
Page 5 - Attestation 2-D - Confirmation of Insurance.pdf	Attestation 2-D	280.47 KB	04/05/2020	Actions ▾
Page 4 - Attestation 2-C - Confirmation of Section 6 Compliance_11.12.19.pdf	Attestation 2-C	207.58 KB	04/05/2020	Actions ▾

Add

Save and resume later

Continue Application

Marijuana Processor Application Instructions

Adult-Use Marijuana Establishment Licensing Application Process

- After reviewing the marijuana establishment state license application, **Check** the box to electronically sign and file the application thus certifying that the application is true, complete, correct, and that no material information has been omitted.
- Select **Continue Application** to submit the application.

I certify that I have read and understand the instructions that accompany this application and that the statements made as part of this application are true, complete, and correct and that no material information has been omitted. By checking the box below, I understand and agree that I am electronically signing and filing this application.

By checking this box, I agree to the above certification.

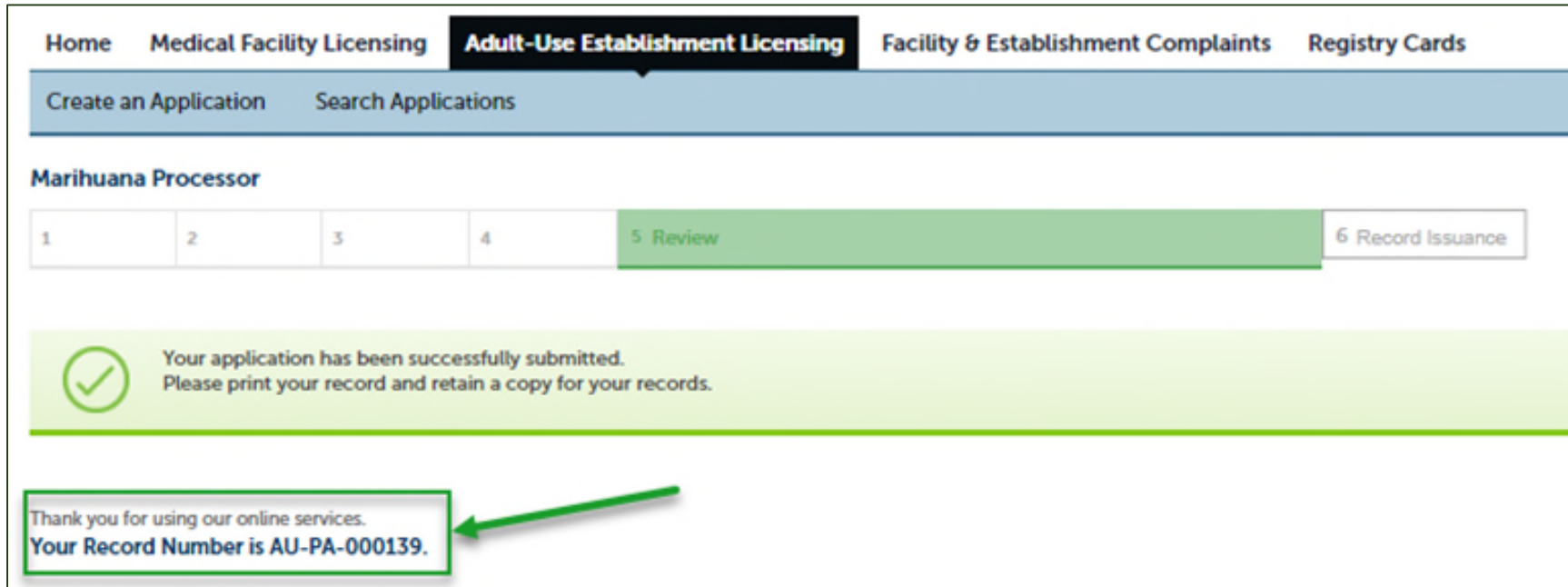
Date: 09/18/2019

[Save and resume later](#) [Continue Application](#)

Marijuana Processor Application Instructions

Adult-Use Marijuana Establishment Licensing Application Process

- The marijuana establishment state license application has now been submitted. Retain a copy of the record number.

A screenshot of a web application interface. At the top, there is a navigation bar with links: "Home", "Medical Facility Licensing", "Adult-Use Establishment Licensing" (highlighted in black), "Facility & Establishment Complaints", and "Registry Cards". Below this is a sub-navigation bar with "Create an Application" and "Search Applications". The main content area is titled "Marihuana Processor" (note the typo). It features a progress bar with six steps: 1, 2, 3, 4, 5 Review (highlighted in green), and 6 Record Issuance. Below the progress bar is a green success message: "Your application has been successfully submitted. Please print your record and retain a copy for your records." At the bottom, a white box with a green border contains the text: "Thank you for using our online services. Your Record Number is AU-PA-000139." A green arrow points from the right side of this box towards the right edge of the screenshot.

Marijuana Processor Application Instructions

Adult-Use Marijuana Establishment Licensing Application Process

- The person completing the application and the main applicant will receive the below email containing:
 - The license application number.
 - The application name.

Dear Entity 1, LLC

You have successfully submitted your application for licensure. Below is the application record number and name. Make sure to retain this number for your records.

License Application Number: AU-PA-000139

Application Name: Entity 1, LLC

You can also view the application for licensure status under the MY RECORDS tab on the citizen portal.

Thank you,
Cannabis Regulatory Agency
Adult-Use Licensing
(517) 284-8599
CRA-AdultUseLicensing@michigan.gov
www.michigan.gov/cra



Marijuana Processor Application Instructions

Adult-Use Marijuana Establishment Licensing Application Process

Cannabis Regulatory Agency

Phone:(517) 284-8599

Website: www.michigan.gov/cra

Email: CRA-Adult-Use-Marijuana@Michigan.gov