

## **Marijuana Safety Compliance Facility Application Instructions**

### **Adult-Use Marijuana Establishment Licensing Application Process**

**DO NOT** SUBMIT THIS MARIJUANA ESTABLISHMENT LICENSE APPLICATION UNLESS YOUR MARIJUANA ESTABLISHMENT WILL BE READY TO PASS ALL PRE-LICENSURE INSPECTIONS WITHIN 60 DAYS OF SUBMISSION.

Failure to pass all pre-licensure inspections within 60 days may result in the denial of the license application.

This application must be completed in its entirety upon submission. If the Cannabis Regulatory Agency (CRA) identifies a deficiency in an application, the CRA will notify the applicant. The applicant must submit all missing information or proof that the deficiency has been corrected in its entirety to the CRA within 5 calendar days of the date the applicant received the notice of deficiency. The failure of an applicant to completely correct a deficiency within 5 days of notification by the CRA may result in the denial of the application.

**Cannabis Regulatory Agency**  
**Phone: (517) 284-8599**  
**Website: [www.michigan.gov/CRA](http://www.michigan.gov/CRA)**  
**Email: [CRA-Adult-Use-Marijuana@Michigan.gov](mailto:CRA-Adult-Use-Marijuana@Michigan.gov)**

# Marijuana Safety Compliance Facility Application Instructions

## Adult-Use Marijuana Establishment Licensing Application Process

**Before initiating the application process, be advised the following documents are due at the time of application submission:**

**Establishment License Application** [Link to Attestations](#)

- Attestation 2-A – Acknowledgment & Consent to Investigations, Statute & Rule Compliance
- Attestation 2-B – Interest & Experience Attestation
- Attestation 2-C – Confirmation of Section 6 Compliance
- Attestation 2-D – Confirmation of Insurance
- Acknowledgment of Attestations

**Business Specifications**

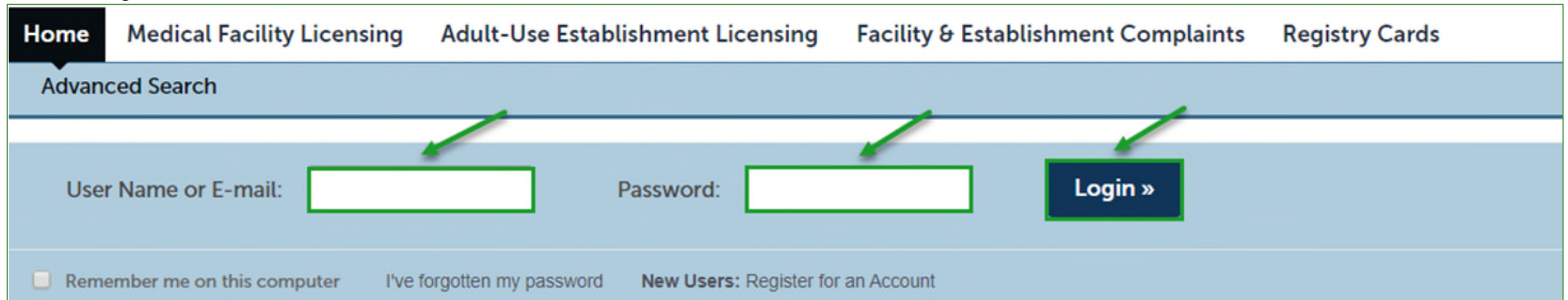
- Copy of Certificate of Use and Occupancy
- Copy of deed or lease agreement
- Copy of proof of financial responsibility (e.g., insurance policy, constant value bond)
- Copy of marijuana business location plan
- Copy of floor plan
- Copy of business plan, including but not limited to:
  - Technology plan
  - Marketing plan
  - Staffing plan
  - Inventory and recordkeeping plan
- DBA documentation (if applicable) (obtained at county-level)
- Certificate of Assumed Name (if applicable) (obtained from LARA Corporations Division)

**\*All applicable items on the checklist are required to be provided at the time of application submission.  
\*Failure to submit any of the items may result in the denial of your application.**

# Marijuana Safety Compliance Facility Application Instructions

## Adult-Use Marijuana Establishment Licensing Application Process

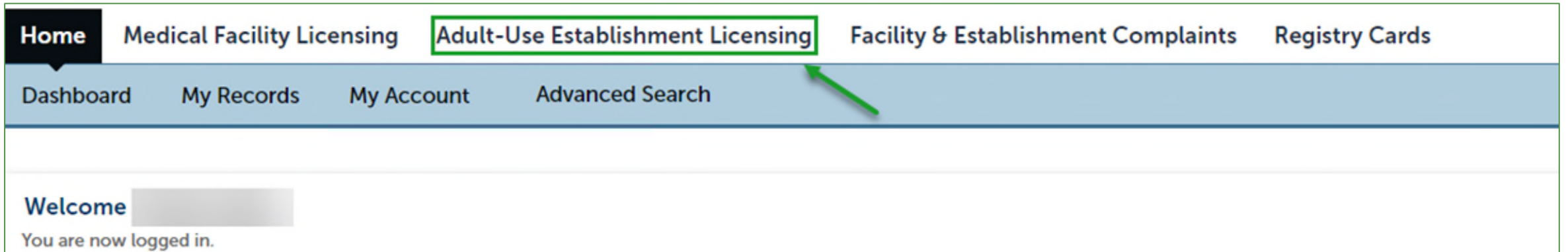
- Enter **User Name or E-mail**.
- Enter **Password**.
- Select **Login**.

A screenshot of a web application's login page. At the top, there is a navigation menu with five items: "Home" (highlighted in a dark blue box), "Medical Facility Licensing", "Adult-Use Establishment Licensing", "Facility & Establishment Complaints", and "Registry Cards". Below the navigation is a light blue header area with the text "Advanced Search". The main content area is a light blue box containing the login form. It has three main elements: a label "User Name or E-mail:" followed by a white text input field with a green border; a label "Password:" followed by another white text input field with a green border; and a dark blue button with white text that says "Login »". Three green arrows point from the top of the page down to each of these three elements. At the bottom of the light blue box, there are three links: a checkbox followed by "Remember me on this computer", the text "I've forgotten my password", and the text "New Users: Register for an Account".

# Marijuana Safety Compliance Facility Application Instructions

## Adult-Use Marijuana Establishment Licensing Application Process

- Select **Adult-Use Establishment Licensing**.




Home Medical Facility Licensing **Adult-Use Establishment Licensing** Facility & Establishment Complaints Registry Cards

Dashboard My Records My Account Advanced Search

Welcome   
You are now logged in.

- Select **Create an Application**.



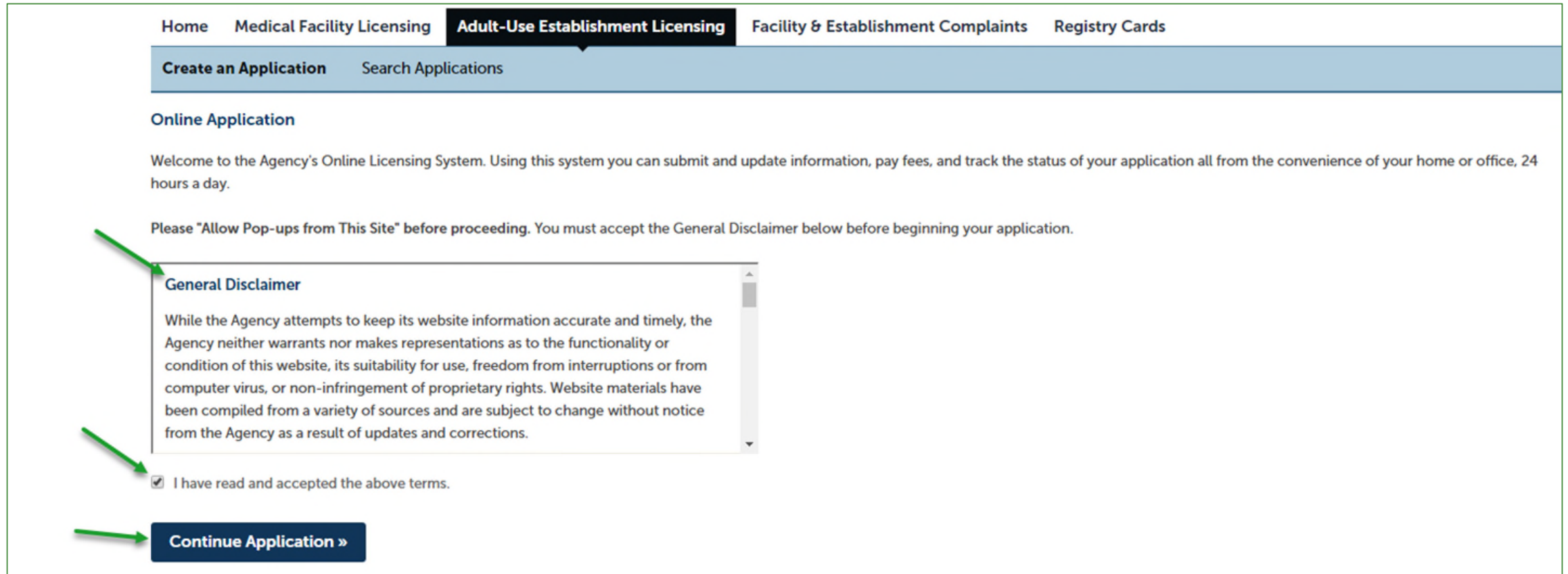
Home Medical Facility Licensing **Adult-Use Establishment Licensing** Facility & Establishment Complaints Registry Cards

**Create an Application** Search Applications

# Marijuana Safety Compliance Facility Application Instructions

## Adult-Use Marijuana Establishment Licensing Application Process

- Read the **General Disclaimer**.
- Check the box stating ***I have read and accepted the above terms.***
- Select **Continue Application**.

A screenshot of the online application process. At the top, there is a navigation bar with links for "Home", "Medical Facility Licensing", "Adult-Use Establishment Licensing" (which is highlighted), "Facility & Establishment Complaints", and "Registry Cards". Below this is a sub-navigation bar with "Create an Application" and "Search Applications". The main content area is titled "Online Application" and contains a welcome message. A note asks the user to "Allow Pop-ups from This Site". A "General Disclaimer" box is present, with a green arrow pointing to it. Below the disclaimer is a checked checkbox for "I have read and accepted the above terms.", with another green arrow pointing to it. At the bottom, there is a dark blue button labeled "Continue Application »" with a green arrow pointing to it.

Home Medical Facility Licensing **Adult-Use Establishment Licensing** Facility & Establishment Complaints Registry Cards

Create an Application Search Applications

### Online Application

Welcome to the Agency's Online Licensing System. Using this system you can submit and update information, pay fees, and track the status of your application all from the convenience of your home or office, 24 hours a day.

Please "Allow Pop-ups from This Site" before proceeding. You must accept the General Disclaimer below before beginning your application.

#### General Disclaimer

While the Agency attempts to keep its website information accurate and timely, the Agency neither warrants nor makes representations as to the functionality or condition of this website, its suitability for use, freedom from interruptions or from computer virus, or non-infringement of proprietary rights. Website materials have been compiled from a variety of sources and are subject to change without notice from the Agency as a result of updates and corrections.

I have read and accepted the above terms.

**Continue Application »**

## Marijuana Safety Compliance Facility Application Instructions

### Adult-Use Marijuana Establishment Licensing Application Process

- Select the arrow next to **Adult-Use Step 2: License Application**.
- Select **Marijuana Safety Compliance Facility**.
- Select **Continue Application**.

A screenshot of a web application interface showing a list of options for an adult-use marijuana establishment license. The options are grouped into three sections: "Adult-Use Step 1: Prequalification Application", "Adult-Use Step 2: License Application", and "Adult-Use Special License Application". The "Adult-Use Step 2: License Application" section is expanded, showing a list of establishment types. The "Marijuana Safety Compliance Facility" option is selected and highlighted with a green box. A green arrow points to the "Continue Application" button at the bottom of the list.

▶ **Adult-Use Step 1: Prequalification Application**

▼ **Adult-Use Step 2: License Application**

- Class A Marijuana Grower
- Class B Marijuana Grower
- Class C Marijuana Grower
- Designated Consumption Establishment
- Excess Marijuana Grower
- Marijuana Event Organizer
- Marijuana Microbusiness
- Marijuana Processor
- Marijuana Retailer
- Marijuana Safety Compliance Facility**
- Marijuana Secure Transporter

▶ **Adult-Use Special License Application**

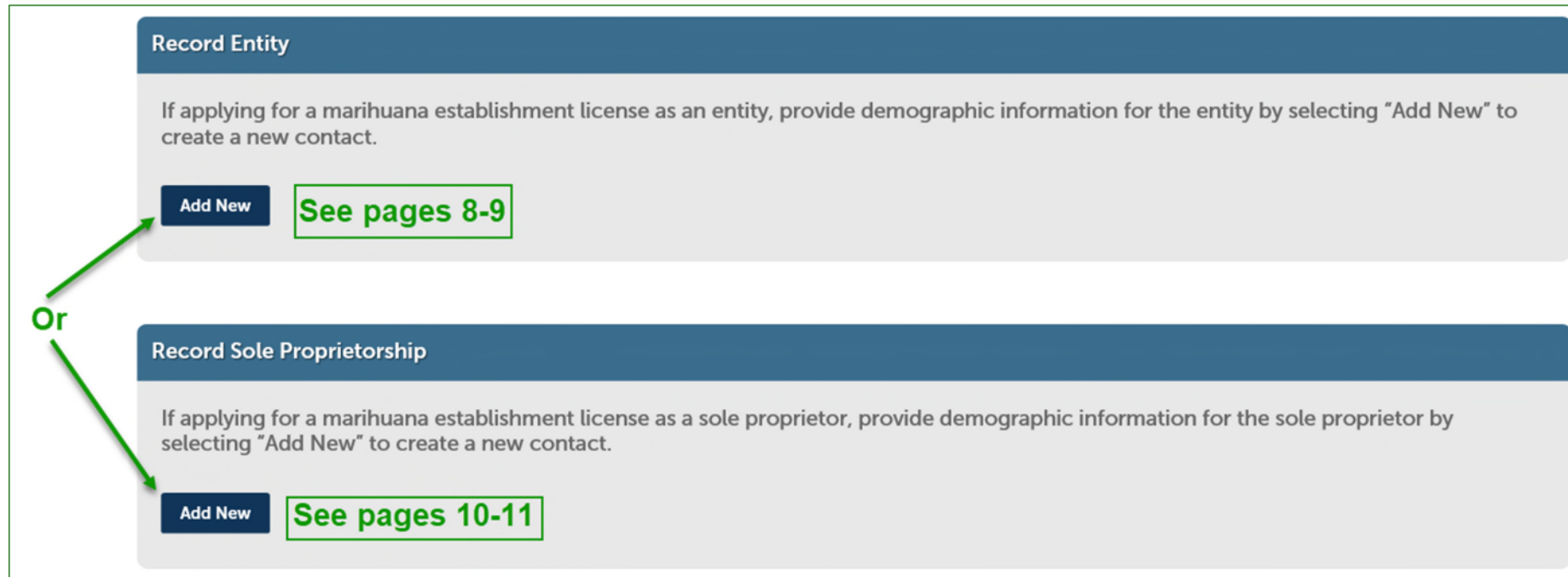
**Continue Application**

## Marijuana Safety Compliance Facility Application Instructions

### Adult-Use Marijuana Establishment Licensing Application Process

- For a main applicant entity seeking to hold a marijuana establishment state license, provide demographic information for the main applicant entity by selecting **Add New**.
  - See pages 8-9 for a main applicant entity.
- For a main applicant individual (sole proprietor) seeking to hold a marijuana establishment state license, provide demographic information for the main applicant individual (sole proprietor) by selecting **Add New**.
  - See pages 10-11 for a main applicant individual (sole proprietor).

Note: you must **Add New** for either Record Entity OR Record Sole Proprietorship.

A diagram illustrating two alternative paths for adding a new contact. It consists of two main rectangular boxes, one above the other, separated by the word "Or" with two green arrows pointing to the "Add New" buttons in each box. The top box is titled "Record Entity" and contains the text: "If applying for a marijuana establishment license as an entity, provide demographic information for the entity by selecting 'Add New' to create a new contact." Below this text is a dark blue "Add New" button and a green-bordered box containing the text "See pages 8-9". The bottom box is titled "Record Sole Proprietorship" and contains the text: "If applying for a marijuana establishment license as a sole proprietor, provide demographic information for the sole proprietor by selecting 'Add New' to create a new contact." Below this text is a dark blue "Add New" button and a green-bordered box containing the text "See pages 10-11".

**Record Entity**

If applying for a marijuana establishment license as an entity, provide demographic information for the entity by selecting "Add New" to create a new contact.

**Add New** See pages 8-9

**Or**

**Record Sole Proprietorship**

If applying for a marijuana establishment license as a sole proprietor, provide demographic information for the sole proprietor by selecting "Add New" to create a new contact.

**Add New** See pages 10-11



# Marijuana Safety Compliance Facility Application Instructions

## Adult-Use Marijuana Establishment Licensing Application Process

### For a main applicant entity:

Main applicant individuals (sole proprietors) skip to page 10.

- Enter **Main Applicant Entity** name.
- Enter **Assumed Name** if operating publicly with a name other than the main applicant entity name. Separate multiple assumed names with commas.
- Enter **Federal Employer Identification Number (FEIN)**.
- Enter **Phone Number**.
- Enter **E-mail Address**.
- Select **Add Contact Address**. Another window will open. **Please see next page to continue.**

### Contact Information

\* Entity Name:  1      Assumed Name:  2

\* FEIN:  3      \* Phone:  4      \* E-mail:  5

\* Individual/Organization:  
Organization

▼ Contact Addresses 6

**Add Contact Address**

To edit a contact address, click the address link.  
Required contact address type(s): Mailing

Showing 0-0 of 0

Address Type	Address
No records found.	

**Continue** **Clear** Discard Changes



# Marijuana Safety Compliance Facility Application Instructions

## Adult-Use Marijuana Establishment Licensing Application Process

### For a main applicant entity:

- **Mailing Address** type is required. Please note: the physical license will be sent to this address.
- Enter **Street Address**.
- Enter **City**.
- Select to add **State**.
- Enter **ZIP Code**.
- Select **Save and Close**.
- **Contact Address Added Successfully** message will appear.
- Select **Continue**.

### Contact Information

#### Contact Address Information

\* Address Type: Mailing 7

\* Address Line 1: 8

\* City: 9   \* State: --Select-- 10   \* ZIP Code: 11

Save and Close Save and Add Another Clear Discard Changes

▼ Contact Addresses

**Add Contact Address**

To edit a contact address, click the address link.  
Required contact address type(s): Mailing

✔ Contact address added successfully.

Showing 1-1 of 1

Address Type	Address
Mailing	

Continue Clear Discard Changes

# Marijuana Safety Compliance Facility Application Instructions

## Adult-Use Marijuana Establishment Licensing Application Process

### For a main applicant individual (sole proprietor):

Main applicant entities skip to page 12.

- Enter Sole Proprietor’s **First Name**.
- Enter Sole Proprietor’s **Last Name**.
- Enter Sole Proprietor’s **Date of Birth (DOB)**.
- Enter Sole Proprietor’s **Social Security Number (SSN)**.
- Enter Sole Proprietor’s **Phone Number**.
- Enter Sole Proprietor’s **E-mail Address**.
- Enter Sole Proprietor’s **Doing Business As (DBA)**, if applicable.
- Select **Add Contact Address**. Another window will open. **Please see next page to continue.**

### Contact Information x

\* First:  Middle:  \* Last:

\* Date of Birth:   \* SSN:  FEIN:  \* Phone:

\* E-mail:

Doing Business As (DBA) Name:

\* Individual/Organization:

▼ Contact Addresses 8

**Add Contact Address**

To edit a contact address, click the address link.  
 Required contact address type(s): Mailing

Showing 0-0 of 0

Address Type	Address
No records found.	

Discard Changes

# Marijuana Safety Compliance Facility Application Instructions

## Adult-Use Marijuana Establishment Licensing Application Process

### For a main applicant individual (sole proprietor):

- **Mailing Address** type is required. Please note: the physical license will be sent to this address.
- Enter **Street Address**.
- Enter **City**.
- Select to add **State**.
- Enter **ZIP Code**.
- Select **Save and Close**.

- **Contact Address Added Successfully** message will appear.
- Select **Continue**.

**Contact Information**

### Contact Address Information

\* Address Type: Mailing 9

\* Address Line 1:   10

\* City:   11

\* State: --Select-- 12

\* ZIP Code:   13

Save and Close
Save and Add Another
Clear
Discard Changes

▼ Contact Addresses

**Add Contact Address**

To edit a contact address, click the address link.  
Required contact address type(s):Mailing

✔ Contact address added successfully.

Showing 1-1 of 1

Address Type	Address
Mailing	

Continue
Clear
Discard Changes

# Marijuana Safety Compliance Facility Application Instructions

## Adult-Use Marijuana Establishment Licensing Application Process

- Select **Select from Account**.

**Person Completing Application**

Provide demographic information for the person completing the online application by selecting "Select from Account" to use your existing contact.

**Select from Account** ←

- Select the box for **Mailing Address**.
- Select **Continue**.

**Select Contact from Account**

Person Completing Application

Select contact addresses for this contact to attach to the record.

Showing 1-1 of 1

<input type="checkbox"/>	Address Type	Address
<input checked="" type="checkbox"/>	Mailing	

**Continue** Discard Changes

1 2

- After entering the demographic information for the main applicant and the person completing the application, select **Continue Application**.

→ **Continue Application**

# Marijuana Safety Compliance Facility Application Instructions

## Adult-Use Marijuana Establishment Licensing Application Process

Provide the physical address of the marijuana establishment seeking a state license.

- Enter establishment **Street Number**.
- Enter establishment **Street Name**.
- Select **Unit Type**, if applicable.
- Enter **Unit Number**, if applicable.
- Enter establishment **City**.
- MI is required for **State**.
- Enter establishment **ZIP Code**.

### Establishment Address

Provide the physical address of the marijuana establishment seeking a state license.

Street No.:  Street Name:  Street Type:

Unit Type:  Unit No.:

City:  State:  Zip:

- Enter Establishment **Location Zoning Category**.
- Select **Continue Application**.

### Business Location Zoning Category

LOCATION ZONING CATEGORY

Provide the establishment location zoning category:

## Marijuana Safety Compliance Facility Application Instructions

### Adult-Use Marijuana Establishment Licensing Application Process

- Select **Add a Row** to provide information regarding the ownership of the marijuana establishment to be licensed. Please note, this table pertains to the ownership of the physical marijuana establishment as opposed to the ownership of the main applicant.

**Establishment Ownership Information**

**OWNERSHIP INFORMATION**  
Provide the following information regarding ownership of the marijuana establishment to be licensed.

Showing 0-0 of 0

Property Tax ID Number	Owner of Record	Property Street Address	City	State	Zip	Type of Ownership or Use Interest
No records found.						

**Add a Row** ▼
**Edit Selected**
**Delete Selected**

- Enter **Property Tax ID Number**.
- Enter **Owner of Record**.
- Enter **Property Street Address**.
- Enter **City**.
- Enter **State**.
- Enter **ZIP Code**.
- Enter **Type of Ownership or Use Interest**.
- Click **Submit**.

**OWNERSHIP INFORMATION**  
Provide the following information regarding ownership of the marijuana establishment to be licensed.

• Property Tax ID Number: ?

 **1**

• Owner of Record: ?

 **2**

• Property Street Address:

 **3**

• City:

 **4**

• State:

 **5**

• Zip:

 **6**

• Type of Ownership or Use Interest:

 **7**

**Submit**
← **Cancel**

# Marijuana Safety Compliance Facility Application Instructions

## Adult-Use Marijuana Establishment Licensing Application Process

- Enter **Name of municipality in which the marijuana establishment will be located.**
- Enter **City of Municipality.**
- Select **State of Municipality.**
- Enter **Zip Code of Municipality.**
- Enter **County of Municipality.**
- Select **Continue Application.**

**Municipality Information**

**MUNICIPALITY INFORMATION**

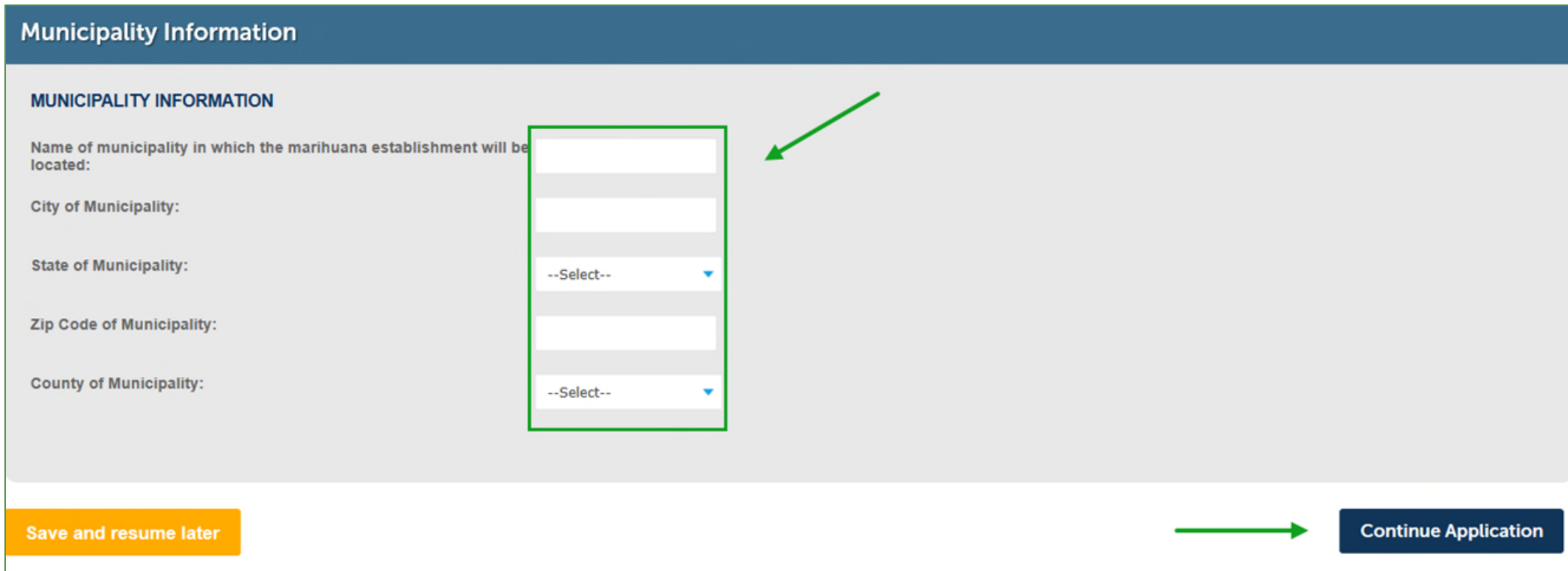
Name of municipality in which the marijuana establishment will be located:

City of Municipality:

State of Municipality:

Zip Code of Municipality:

County of Municipality:

A screenshot of the 'Municipality Information' form. The form has a blue header and a light gray body. It contains five input fields: a text box for the municipality name, a text box for the city, a dropdown menu for the state, a text box for the zip code, and another dropdown menu for the county. A green box highlights the state and county dropdowns. A green arrow points from the right towards the state dropdown. At the bottom, there are two buttons: an orange 'Save and resume later' button and a dark blue 'Continue Application' button. A green arrow points from the left towards the 'Continue Application' button.



## Marijuana Safety Compliance Facility Application Instructions

### Adult-Use Marijuana Establishment Licensing Application Process

- Enter the number of employees who will work for this marijuana establishment (if unknown, estimate).
- Select ***Continue Application***.

### Employee Information

**EMPLOYEE INFORMATION**

Number of employees who will work for this marijuana establishment (if unknown, estimate):

[Save and resume later](#) [Continue Application »](#)

# Marijuana Safety Compliance Facility Application Instructions

## Adult-Use Marijuana Establishment Licensing Application Process

- All applicable items on the checklist are required to be provided at the time of application submission.
- Failure to submit any of the applicable checklist items may result in the denial of your application.
- Each document in the checklist must be uploaded individually; documents cannot be combined and uploaded as a single PDF.

Attachment

Please attach the following documents:

[Establishment License Application](#) [Link to Attestations](#)

- Attestation 2-A – Acknowledgment & Consent to Investigations, Statute & Rule Compliance
- Attestation 2-B – Interest & Experience Attestation
- Attestation 2-C – Confirmation of Section 6 Compliance
- Attestation 2-D – Confirmation of Insurance
- Acknowledgment of Attestations

[Business Specifications](#)

- Copy of Certificate of Use and Occupancy
- Copy of deed or lease agreement
- Copy of proof of financial responsibility (e.g., insurance policy, constant value bond)
- Copy of marihuana business location plan
- Copy of floor plan
- Copy of business plan, including but not limited to:
  - Technology plan
  - Marketing plan
  - Staffing plan
  - Inventory and recordkeeping plan
- DBA documentation (if applicable) (obtained at county-level)
- Certificate of Assumed Name (if applicable) (obtained from LARA Corporations Division)

\*All applicable items on the checklist are required to be provided at the time of application submission  
 \*Failure to submit any of the items may result in the denial of your application.

The maximum file size allowed is 500 MB.  
 ade; adp; bat; chm; cmd; com; cpl; exe; hta; htm; html; ins; isp; jar; js; jse; lib; lnk; mde; mht; mhtml; msc; msp; mst; php; pif; scr; sct; shb; sys; vb; vbe; vbs; vxd; wsc; wsh  
 This application type requires you to submit the following types of documents. Subject to the collected information, you may be required to submit Floor Plan, Deed/Lease Agreement, Attestation 2-A, Attestation 2-B, Attestation 2-C, Attestation 2-D, Certificate of Use and Occupancy, Proof of Financial Responsibility, and Marijuana Business Location Plan

Name	Type	Size	Latest Update	Action
No records found.				

Add
← 1

File Upload
✕

The maximum file size allowed is 500 MB.  
 ade; adp; bat; chm; cmd; com; cpl; exe; hta; htm; html; ins; isp; jar; js; jse; lib; lnk; mde; mht; mhtml; msc; msp; mst; php; pif; scr; sct; shb; sys; vb; vbe; vbs; vxd; wsc; wsf; wsh are disallowed file types to upload.

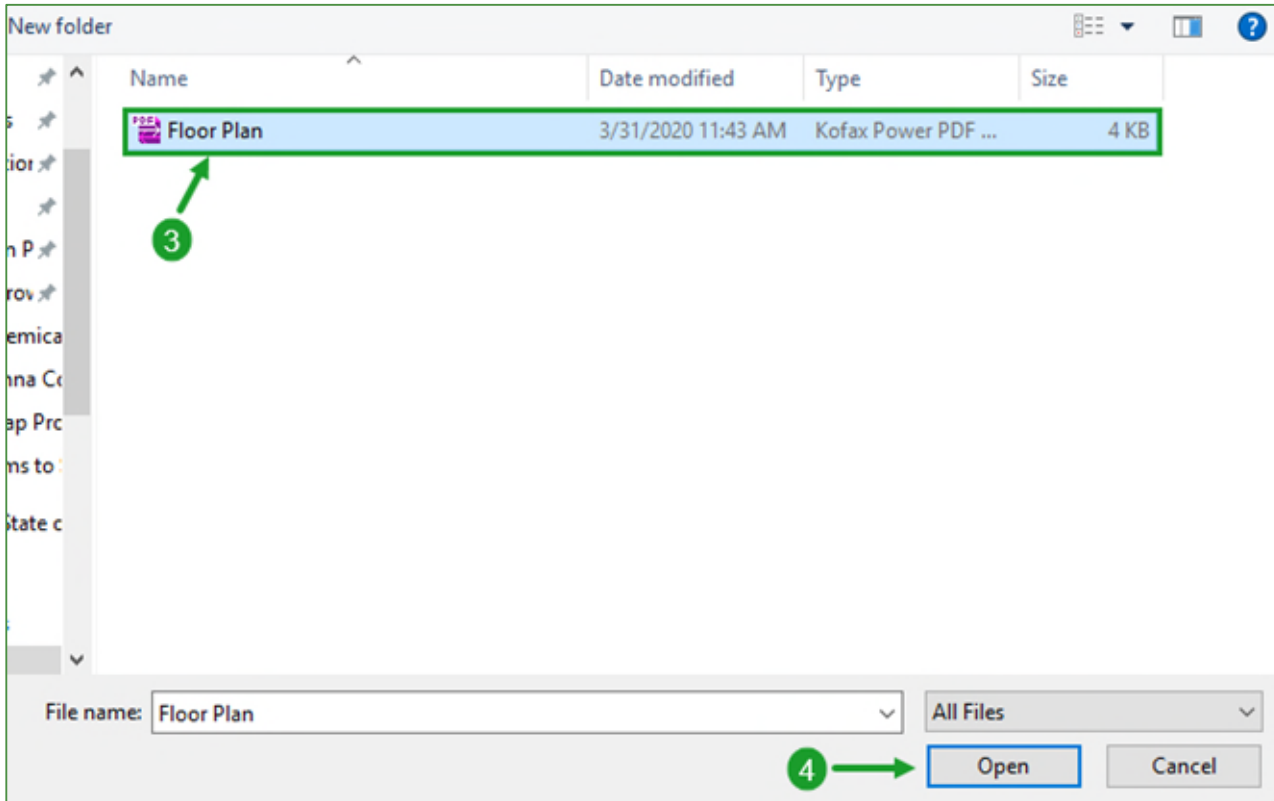
Continue
Add
Remove All
Cancel

- To attach documents, Select **Add** on the attachments page.
- Select **Add** on the file upload pop out window. Please see next page to continue.

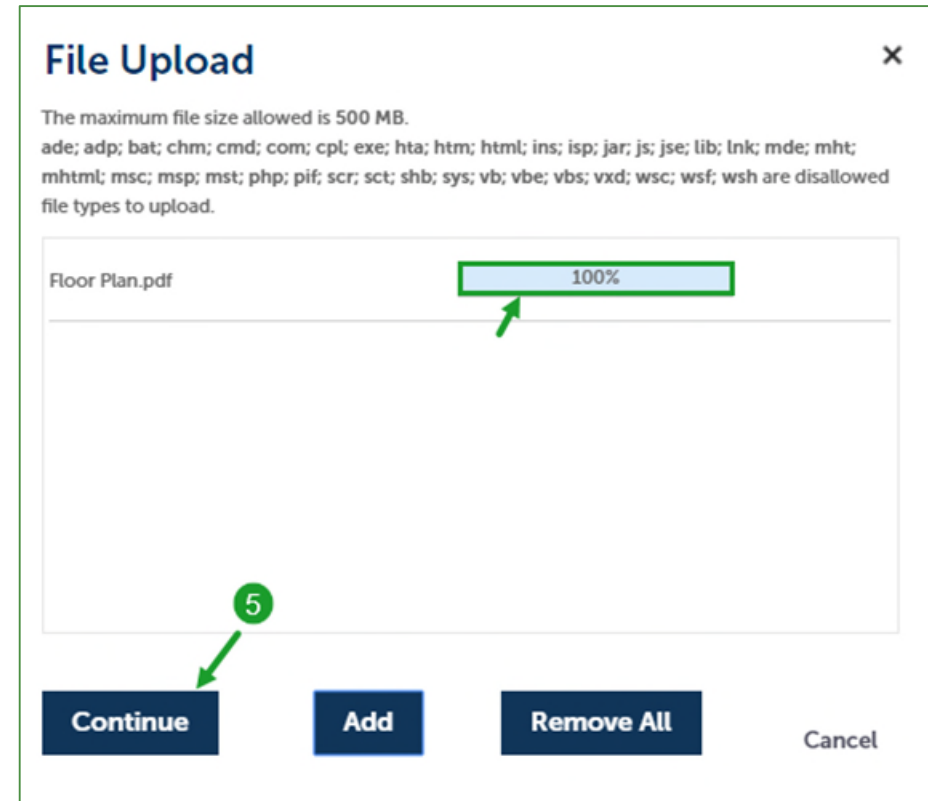
# Marijuana Safety Compliance Facility Application Instructions

## Adult-Use Marijuana Establishment Licensing Application Process

- **Select** and **Open** the file(s) you wish to upload.
  - Attachments should be uploaded in PDF format.
  - Files should be named according to their document type. For example, the Floor Plan PDF should be named "Floor Plan".



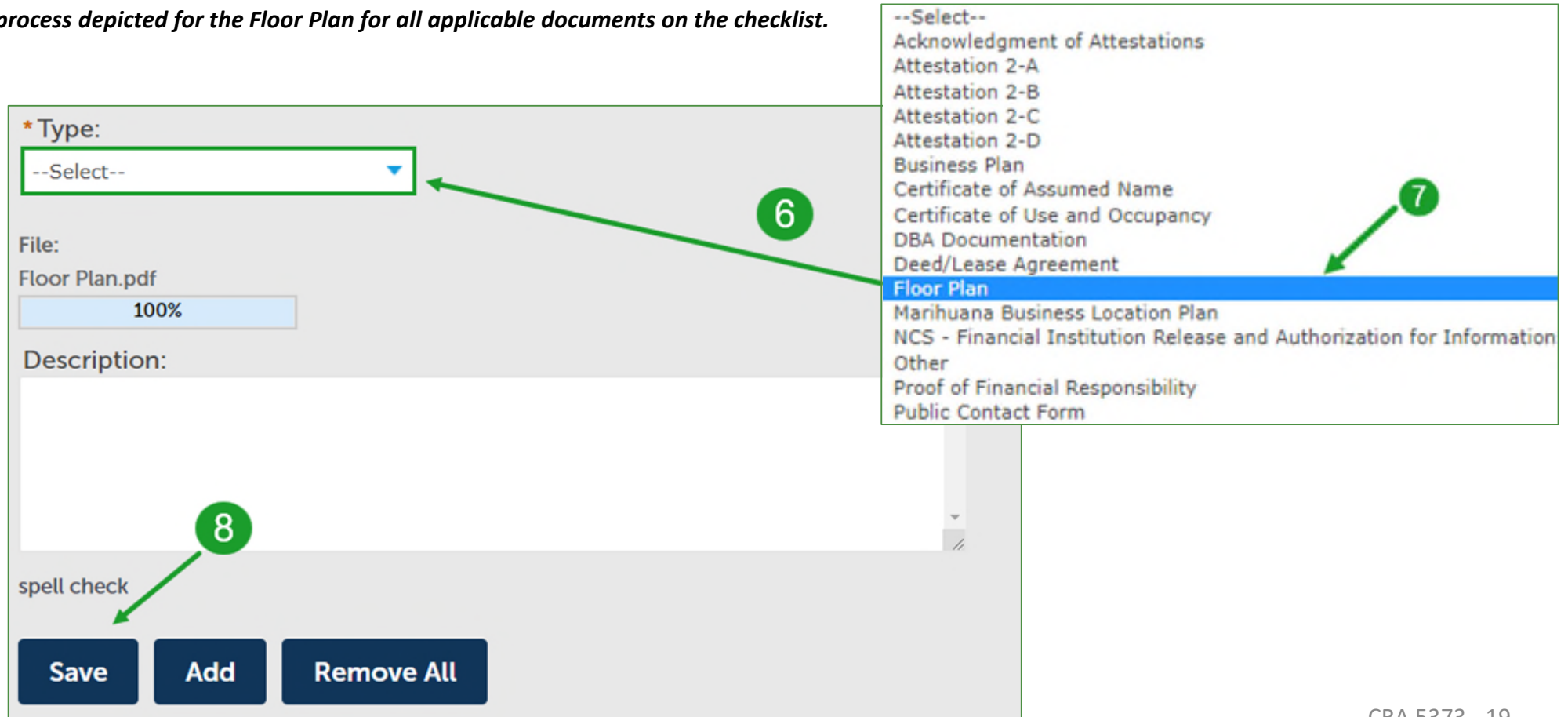
- Confirm the file(s) are 100% uploaded and select **Continue**.



## Marijuana Safety Compliance Facility Application Instructions

### Adult-Use Marijuana Establishment Licensing Application Process

- Select document **Type**.
  - All documents on the checklist have a corresponding type. You must choose the corresponding document type for each document that is uploaded. For example, when uploading the Floor Plan, you must select the “Floor Plan” type.
- Select **Save**.
- **You must repeat the process depicted for the Floor Plan for all applicable documents on the checklist.**



The screenshot shows a form with the following fields and elements:

- \* Type:** A dropdown menu with "--Select--" selected. A green circle with the number 6 points to this dropdown.
- File:** "Floor Plan.pdf" with a progress bar at 100%.
- Description:** A text area.
- spell check** label.
- Buttons:** "Save", "Add", and "Remove All". A green circle with the number 8 points to the "Save" button.

The dropdown menu is open, showing the following options:

- Select--
- Acknowledgment of Attestations
- Attestation 2-A
- Attestation 2-B
- Attestation 2-C
- Attestation 2-D
- Business Plan
- Certificate of Assumed Name
- Certificate of Use and Occupancy
- DBA Documentation
- Deed/Lease Agreement
- Floor Plan** (highlighted in blue)
- Marihuana Business Location Plan
- NCS - Financial Institution Release and Authorization for Information
- Other
- Proof of Financial Responsibility
- Public Contact Form

A green circle with the number 7 points to the "Floor Plan" option.

# Marijuana Safety Compliance Facility Application Instructions

## Adult-Use Marijuana Establishment Licensing Application Process

- After all applicable documents have been uploaded and their corresponding document types have been selected and saved, select **Continue Application**.

**Attachment**

Please attach the following documents:

**Establishment License Application** [Link to Attestations](#)

- Attestation 2-A – Acknowledgment & Consent to Investigations, Statute & Rule Compliance
- Attestation 2-B – Interest & Experience Attestation
- Attestation 2-C – Confirmation of Section 6 Compliance
- Attestation 2-D – Confirmation of Insurance
- Acknowledgment of Attestations

**Business Specifications**

- Copy of Certificate of Use and Occupancy
- Copy of deed or lease agreement
- Copy of proof of financial responsibility (e.g., insurance policy, constant value bond)
- Copy of marijuana business location plan
- Copy of floor plan
- Copy of business plan, including but not limited to:
  - Technology plan
  - Marketing plan
  - Staffing plan
  - Inventory and recordkeeping plan
- DBA documentation (if applicable) (obtained at county-level)
- Certificate of Assumed Name (if applicable) (obtained from LARA Corporations Division)

**\*All applicable items on the checklist are required to be provided at the time of application submission.**  
**\*Failure to submit any of the items may result in the denial of your application.**

The maximum file size allowed is 500 MB.  
 adic,alp,bat,cbm,cmd,com,cgi,css,hta,htm,html,ins,ipg,jar,jis,jpe,jpeg,jnd,mht,mhtml,mnc,mng,msi,msm,mpg,mswml,png,psd,txt,vb,vsd,vbcr,vml,wml,xsl,xsh are disallowed file types to upload.  
 This application type requires you to submit the following types of documents. Subject to the collected information, you may be required to submit additional documents prior to approval.  
 Floor Plan, Deed/Lease Agreement, Attestation 2-A, Attestation 2-B, Attestation 2-C, Attestation 2-D, Certificate of Use and Occupancy, Proof of Financial Responsibility, Acknowledgment of Attestations, Business Plan, Marijuana Business Location Plan

Name	Type	Size	Latest Update	Action
Attestation 2-A.pdf	Attestation 2-A	3.55 KB	04/02/2020	Actions ▾
Attestation 2-B.pdf	Attestation 2-B	3.55 KB	04/02/2020	Actions ▾
Attestation 2-C.pdf	Attestation 2-C	3.55 KB	04/02/2020	Actions ▾
Attestation 2-D.pdf	Attestation 2-D	3.55 KB	04/02/2020	Actions ▾
Acknowledgment of Attestations.pdf	Acknowledgment of Attestations	3.55 KB	04/02/2020	Actions ▾

## Marijuana Safety Compliance Facility Application Instructions

### Adult-Use Marijuana Establishment Licensing Application Process

- After reviewing the marijuana establishment state license application, **Check** the box to electronically sign and file the application thus certifying that the application is true, complete, correct, and that no material information has been omitted.
- Select **Continue Application** to submit the application.

I certify that I have read and understand the instructions that accompany this application and that the statements made as part of this application are true, complete, and correct and that no material information has been omitted. By checking the box below, I understand and agree that I am electronically signing and filing this application.

By checking this box, I agree to the above certification.

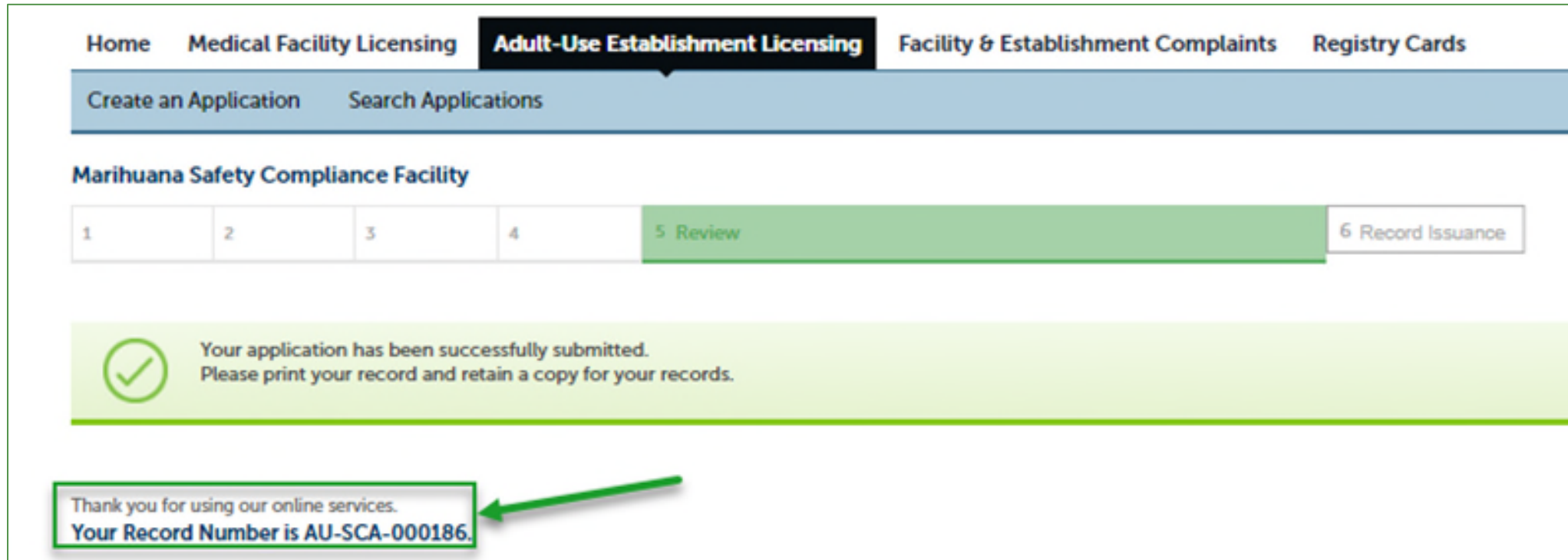
Date: 09/18/2019

[Save and resume later](#) [Continue Application](#)

# Marijuana Safety Compliance Facility Application Instructions

## Adult-Use Marijuana Establishment Licensing Application Process

- The marijuana establishment state license application has now been submitted. Retain a copy of the record number.

A screenshot of a web application interface for the Marijuana Safety Compliance Facility. The top navigation bar includes links for Home, Medical Facility Licensing, Adult-Use Establishment Licensing (highlighted in black), Facility & Establishment Complaints, and Registry Cards. Below this is a blue bar with "Create an Application" and "Search Applications". The main content area shows a progress bar with six steps: 1, 2, 3, 4, 5 Review (highlighted in green), and 6 Record Issuance. A green success message box contains a checkmark icon and the text: "Your application has been successfully submitted. Please print your record and retain a copy for your records." At the bottom, a white box with a green border contains the text: "Thank you for using our online services. Your Record Number is AU-SCA-000186." A green arrow points from the right towards this box.



## Marijuana Safety Compliance Facility Application Instructions

### Adult-Use Marijuana Establishment Licensing Application Process

- The person completing the application and the main applicant will receive the below email containing:
  - The license application number.
  - The application name.

Dear Entity 1, LLC,

You have successfully submitted your application for licensure. Below is the application record number and name. Make sure to retain this number for your records.

License Application Number: AU-SCA-000186

Application Name: Entity 1, LLC

You can also view the application for licensure status under the MY RECORDS tab on the citizen portal.

Thank you,

Cannabis Regulatory Agency

Adult-Use Licensing

(517) 284-8599

[CRA-AdultUseLicensing@michigan.gov](mailto:CRA-AdultUseLicensing@michigan.gov)

[www.michigan.gov/cra](http://www.michigan.gov/cra)



# **Marijuana Safety Compliance Facility Application Instructions**

## **Adult-Use Marijuana Establishment Licensing Application Process**

**Cannabis Regulatory Agency**

**Phone:(517) 284-8599**

**Website: [www.michigan.gov/CRA](http://www.michigan.gov/CRA)**

**Email: [CRA-Adult-Use-Marijuana@Michigan.gov](mailto:CRA-Adult-Use-Marijuana@Michigan.gov)**