



Monthly Report

June 1, 2025 – June 30, 2025



Governor
Gretchen Whitmer



Executive Director
Brian Hanna



Director
Marlon I. Brown, DPA

Table of Contents

Medical Marijuana Facility Licensing	4
1. Product Sales	4
2. Plants.....	4
3. Packages and Inventory	5
4. Transfers.....	6
5. Initial Applications	6
6. Renewal Applications	7
7. Active Licenses.....	7
8. Application Processing Time.....	7
9. Notices of Non-Compliance	8
10. Complaints and Investigations	8
11. Disciplinary Action Taken by the CRA	8
12. Number of Administrative Hearing Adjudications.....	9
13. Revenue and Expenses.....	9
14. Provisioning Centers Approved for Home Delivery.....	10
15. Sales By Region	11
16. Demographic Information.....	13
Adult-Use Establishment Licensing	17
1. Product Sales	17
2. Plants.....	17
3. Packages and Inventory	18
4. Transfers.....	19
5. Initial Applications	20
6. Renewal Applications	21
7. Active Licenses.....	22
8. Application Processing Time.....	23
9. Applications not Processed within Established Time Requirements.....	24
10. Notices of Non-Compliance	24
11. Complaints and Investigations	24
12. Disciplinary Action Taken by the CRA	25
13. Number of Administrative Hearing Adjudications.....	25
14. Revenue and Expenses.....	26

15. Social Equity Applications.....	28
16. Social Equity Education & Outreach	28
17. Social Equity Application Assistance Provided	28
18. Marihuana Retailers Approved for Home Delivery	28
19. Total Number of Employees Under the MMFLA and MRTMA	28
20. Sales By Region	29
21. MTIS Criminal Enforcement Data	31
22. Demographic Information.....	31
Medical Marijuana Registry Program	35
1. Initial Applications	35
2. Renewal Applications	35
3. Application Processing Time.....	35
4. Number of Applications Filed for Registry Identification Cards	35
5. Number of Qualifying Patients and Primary Caregivers Approved in Each County	36
6. Registry Identification Cards Revoked.....	37
7. Nature of the Debilitating Medical Conditions of the Qualifying Patients.	37
8. Number of Physicians Providing Written Certifications for Qualifying Patients	38
9. Applications not Processed within Established Time Requirements.....	38
10. Revenue and Expenses.....	38

Medical Marijuana Facility Licensing

1. Product Sales

Sales by Product Type			
June 1 - June 30			
Product Type	Pounds Sold	Fluid Ounces Sold	Total Sales
Flower	112.86	-	\$158,377.70
Shake/Trim	26.28	-	\$25,373.64
Concentrate	6.68	-	\$25,051.94
Inhalable Compound Concentrate	28.12	-	\$63,065.65
Vape Cartridge	45.37	-	\$164,693.60
Kief	-	-	-
Infused-Edible	737.66	-	\$43,782.71
Infused Non-Edible Solid	2.93	-	\$1,870.80
Infused Liquid	-	815.82	\$4,052.54
Infused Non-Edible Liquid	-	26.90	\$818.75
June Total	959.90	842.72	\$487,087.33

Additional Sales Information	
June 1 - June 30	
Category	Amount
Sales To Date (as of June 30)	\$1,625,335,721.11
Sales Deliveries	\$10,329.34
Average Retail Flower Price (oz.)	\$87.71

2. Plants

Plants	
Active Plants	
As of June 30	
Plant State	Number
Immature	307,854
Vegetative	1,065,621
Flowering	215,990

Destroyed & Harvested Plants	
June 1 - June 30	
Plant State	Number
Immature - Destroyed	36,501
Vegetative - Destroyed	19,409
Flowering - Destroyed	3,336
Plants Harvested	92,588

3. Packages and Inventory

Packages	
As of June 30	
Package State	Number
Active	37,146
On Hold	169
In Transit	1,287
June 1 - June 30	
Package State	Number
Finished	9,081

Inventory	
As of June 30	
Category	Amount (lbs.)
Flower at Growers (Test Passed)	2,298.24
Flower at Provisioning Centers	5,768.06
Flower at Processors	51,554.88
Fresh Frozen Flower at Processors	84,029.92
Fresh Frozen at Growers	81,038.31
Concentrates at Processors	7,121.79
Infused Solids at Processors	1,889.90
Infused Liquids at Processors (Fl. Oz.)	5,881.45

4. Transfers

Products Shipped		
June 1 - June 30		
License Type	Pounds Shipped	Fluid Ounces Shipped
Grower Class A	486.53	-
Grower Class B	547.15	-
Grower Class C	74,684.29	-
Processor	28,657.02	501.12
Provisioning Center	402.60	90.00
Safety Compliance Facility	-	-
Secure Transporter	12,617.17	501.12

Transfers	
June 1 - June 30	
Transfer Type	Number
Completed	1,506
Voided	11

5. Initial Applications

Initial Applications			
June 1 - June 30			
License Type	Received	Approved	Denied
Prequalification	8	5	-
Grower Class A	1	-	-
Grower Class B	-	1	-
Grower Class C	163	63	-
Processor	-	-	-
Provisioning Center	1	-	-
Secure Transporter	-	-	-
Safety Compliance Facility	-	-	-
Total	173	69	0

6. Renewal Applications

Renewal Applications			
June 1 - June 30			
License Type	Received	Approved	Denied
Grower Class A	-	-	-
Grower Class B	-	1	-
Grower Class C	94	349	-
Processor	7	4	-
Provisioning Center	3	3	2
Secure Transporter	1	3	-
Safety Compliance Facility	1	1	-
Total	106	361	2

7. Active Licenses

Active Licenses							
Grower A	Grower B	Grower C	Processor	Provisioning Center	Secure Transporter	Safety Compliance	Total
22	15	1,757	88	118	16	19	2,035

8. Application Processing Time

Application Processing Time (Calendar Days)		
June 1 - June 30		
License Type	Initial Applications	Renewal Applications
Prequalification	37.67	-
Grower Class A	-	-
Grower Class B	48.00	14.00
Grower Class C	38.17	19.40
Processor	-	34.75
Provisioning Center	-	28.00
Secure Transporter	-	29.33
Safety Compliance Facility	-	31.00
June Step 2 Average	38.33	19.75
June Total Average	38.25	

9. Notices of Non-Compliance

Notices of non-compliance are a method to educate before we regulate. These notices are educational and are sent to notify licensees of a possible non-compliance.

Notices of Non-Compliance
June 1 – June 30
Total Sent
4

10. Complaints and Investigations

Complaints and Investigations	
June 1 - June 30	
Enforcement & Legal Data	Amount
Number of Complaints Received	14
Number of Investigations Opened	10
Number of Investigations Closed	18
Average Time to Complete an Investigation (Calendar Days)	43.5
Number of Enforcement Actions Taken*	267
* Includes both MMFL and AU data	

11. Disciplinary Action Taken by the CRA

Disciplinary Actions Taken by the CRA				
June 1 – June 30				
License Type	Warning	Formal Complaint	Consent Order	Final Order
Grower Class A	-	-	-	-
Grower Class B	-	-	-	-
Grower Class C	-	8	4	-
Processor	-	2	-	-
Provisioning Center	-	2	6	-
Secure Transporter	-	-	-	-
Safety Compliance Facility	-	1	-	-

12. Number of Administrative Hearing Adjudications

Number of administrative hearing adjudications pertaining to each regulated activity.

Provided are all final orders for denials.

Approximate Amounts: 1

Number of administrative hearings pertaining to each regulated activity.

Provided are all the hearings that have been involved with the CRA, e.g., denials, lawsuits, etc.

Approximate Amounts:

Denials: 0

Litigation: 4

Circuit Court Appeals: 0

13. Revenue and Expenses

Application Fees
June 1 - June 30
Amount
\$27,000

Regulatory Assessment Fees							
June 1 - June 30							
Grower Class A	Grower Class B	Grower Class C	Processor	Provisioning Center	Safety Compliance Facility	Secure Transporter	Total
\$0	\$4,000	\$899,038	\$0	\$0	\$0	\$0	\$903,038

Renewal							
June 1 - June 30							
Grower Class A	Grower Class B	Grower Class C	Processor	Provisioning Center	Safety Compliance Facility	Secure Transporter	Total
\$0	\$4,000	\$1,654,500	\$27,500	\$11,439	\$0	\$7,626	\$1,705,065

Total Licensing Revenue Collected
June 1 - June 30
Amount
\$2,635,103

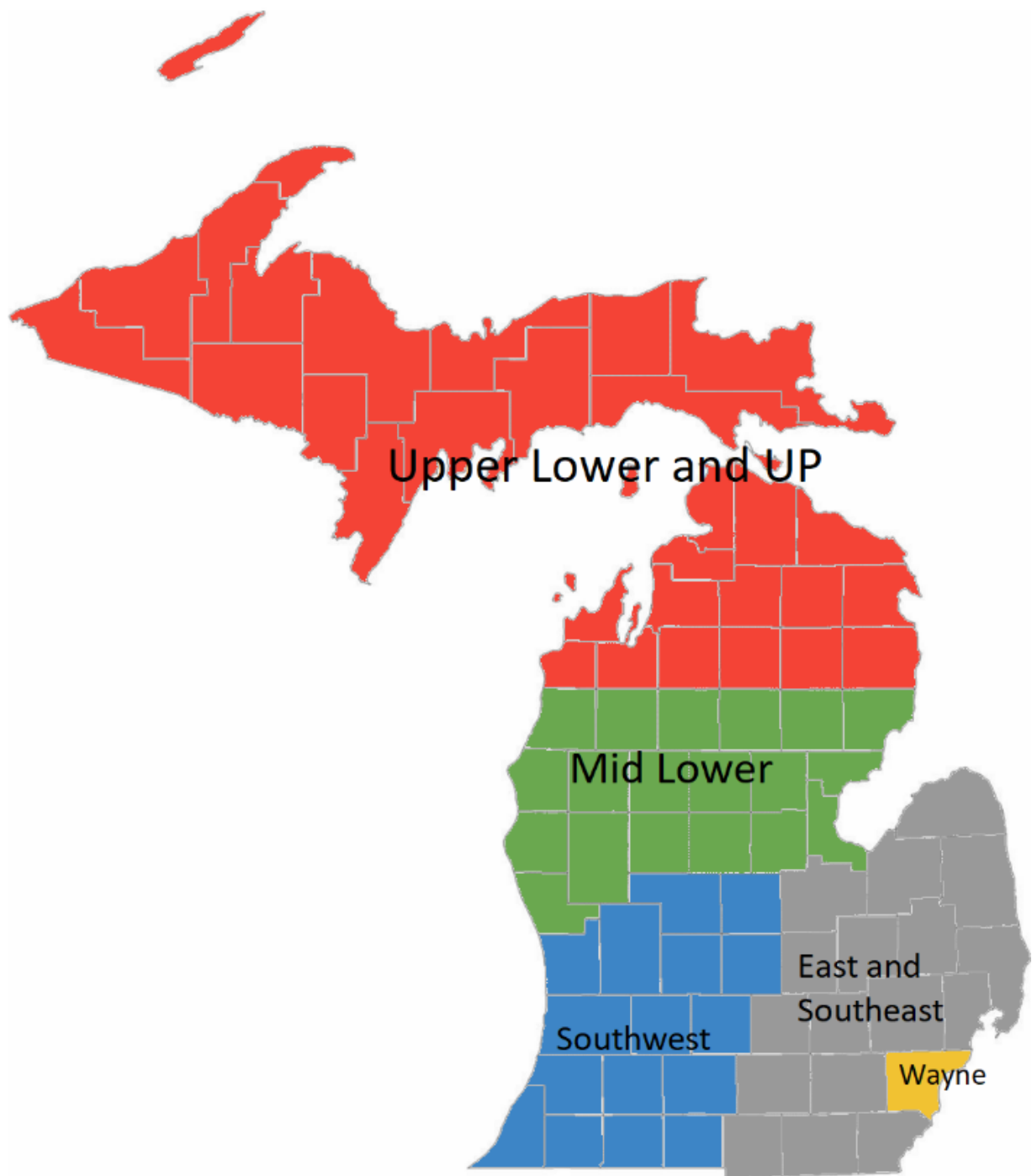
Expenses	
June 1 - June 30	
Category	Amount
State Employee Wages	\$296,169.52
State Employee Benefits	\$164,804.04
Materials and Equipment	\$203,044.04
June Total	\$664,017.60

14. Provisioning Centers Approved for Home Delivery

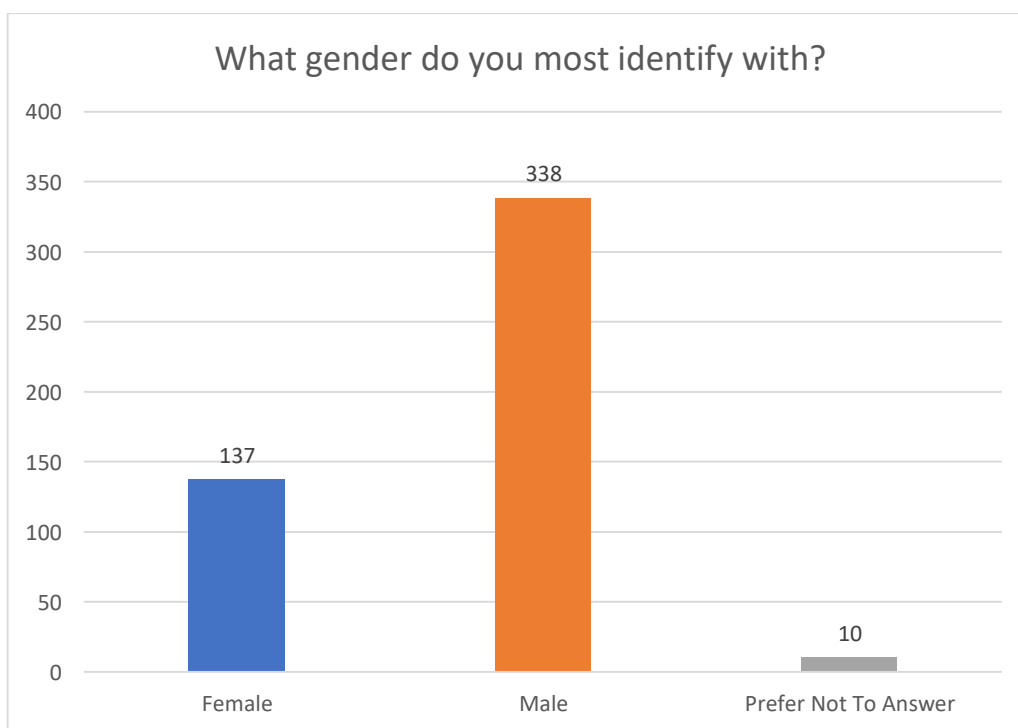
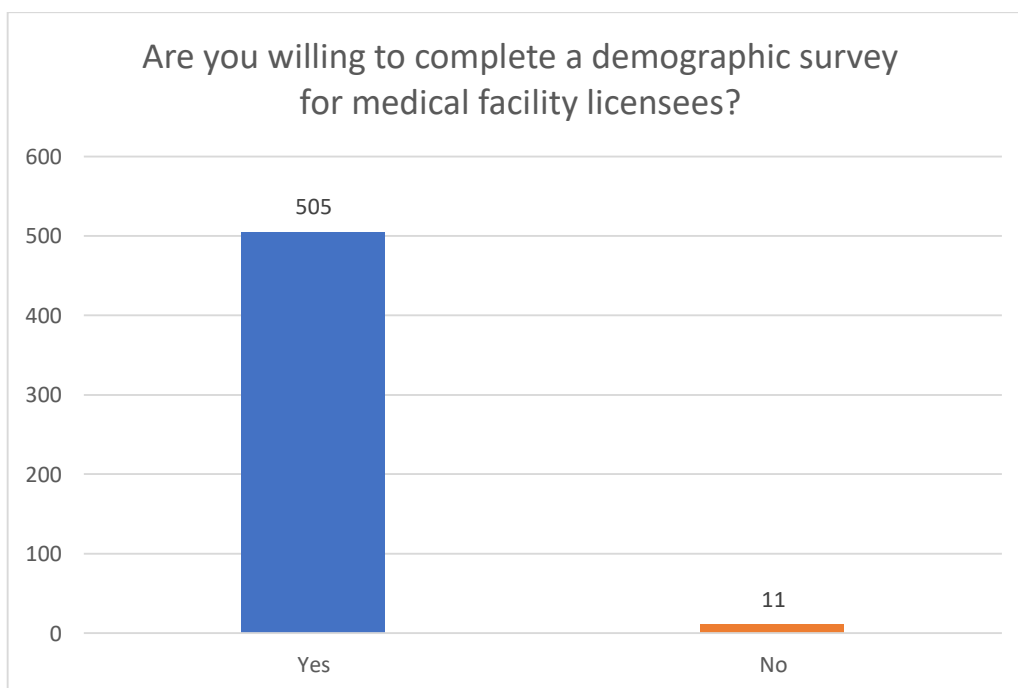
Home Deliveries
As of June 30
Provisioning Centers
67

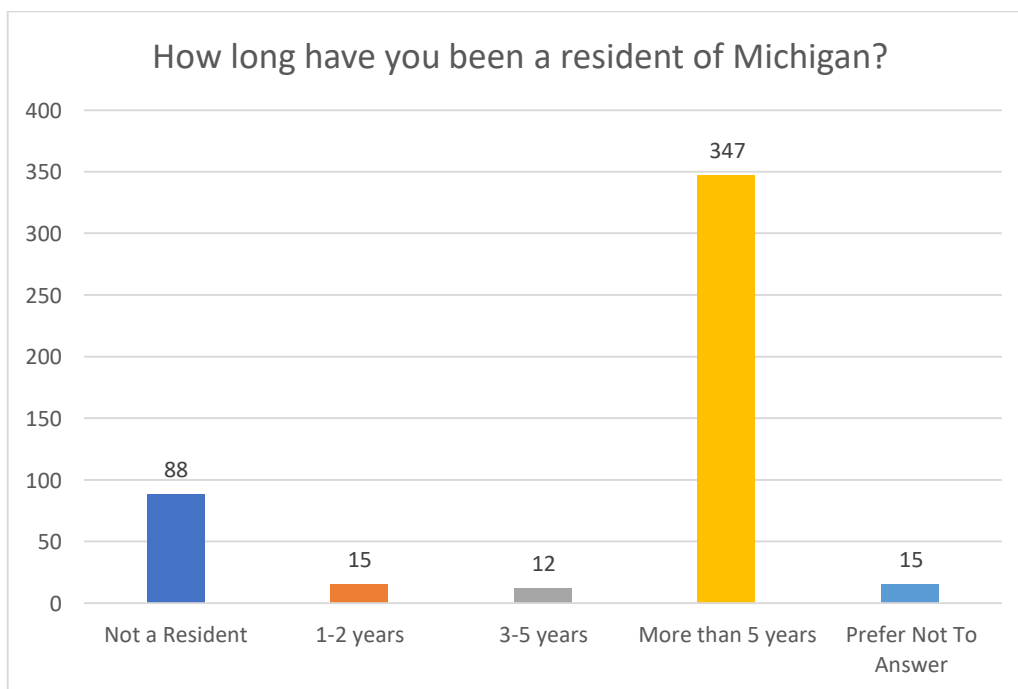
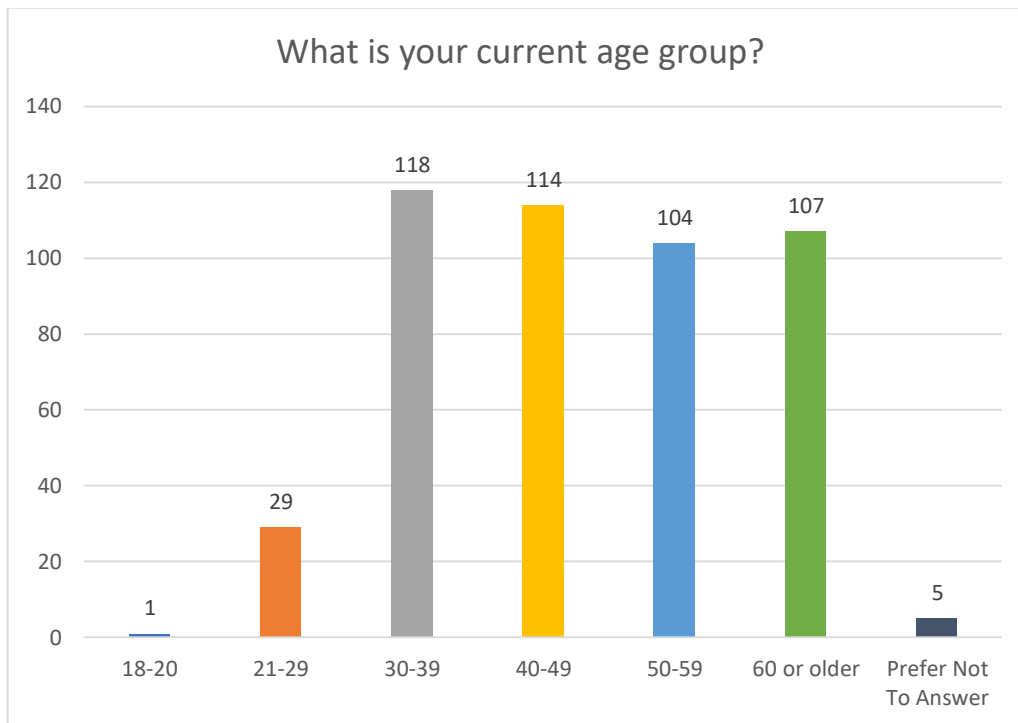
15. Sales By Region

Upper Lower and UP	Mid Lower	Southwest	
Product Type	Pounds Sold	Fluid Ounces Sold	Total Sales
Flower	24.85	-	\$31,865.91
Shake/Trim	4.96	-	\$5,602.24
Concentrate	1.85	-	\$7,586.06
Inhalable Compound Concentrate	2.88	-	\$8,285.28
Vape Cartridge	8.48	-	\$32,892.43
Kief	-	-	\$0.00
Infused-Edible	111.79	-	\$5,772.53
Infused Non-Edible Solid	0.28	-	\$117.62
Infused Liquid	-	-	\$0.00
Infused Non-Edible Liquid	-	-	\$0.00
June Total	155.09	-	\$92,122.07
East and Southeast			
Product Type	Pounds Sold	Fluid Ounces Sold	Total Sales
Flower	57.82	-	\$82,436.34
Shake/Trim	11.13	-	\$11,667.92
Concentrate	2.45	-	\$9,914.90
Inhalable Compound Concentrate	7.86	-	\$24,033.35
Vape Cartridge	26.18	-	\$94,029.77
Kief	-	-	\$0.00
Infused-Edible	253.75	-	\$16,859.67
Infused Non-Edible Solid	1.22	-	\$1,282.63
Infused Liquid	-	638.98	\$3,394.58
Infused Non-Edible Liquid	-	0.20	\$8.00
June Total	360.41	639.18	\$243,627.16
Wayne			
Product Type	Pounds Sold	Fluid Ounces Sold	Total Sales
Flower	30.19	-	\$44,075.45
Shake/Trim	10.19	-	\$8,103.48
Concentrate	2.39	-	\$7,550.98
Inhalable Compound Concentrate	17.35	-	\$30,659.52
Vape Cartridge	10.71	-	\$37,771.40
Kief	-	-	\$0.00
Infused-Edible	372.11	-	\$21,150.51
Infused Non-Edible Solid	1.42	-	\$470.55
Infused Liquid	-	176.85	\$657.96
Infused Non-Edible Liquid	-	26.70	\$810.75
June Total	444.36	203.55	\$151,250.60

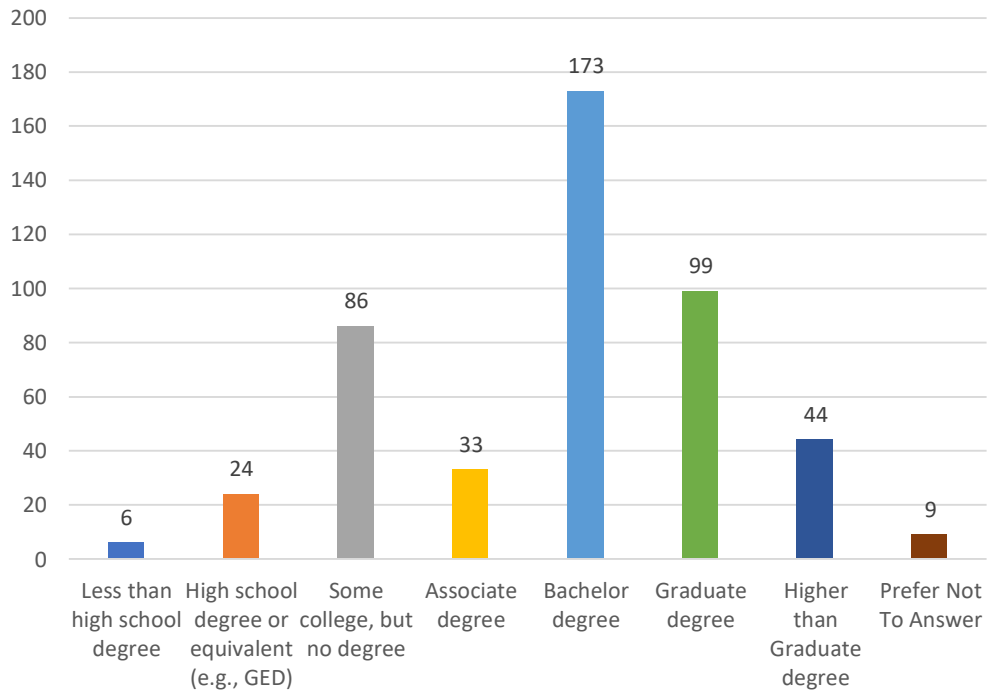


16. Demographic Information

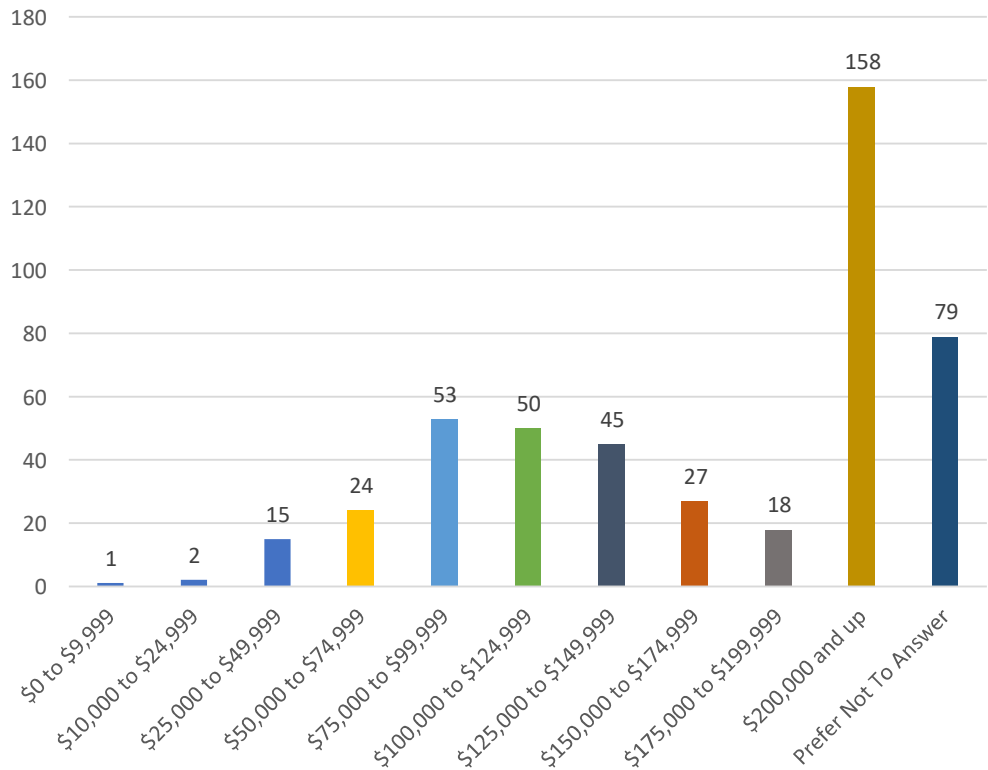


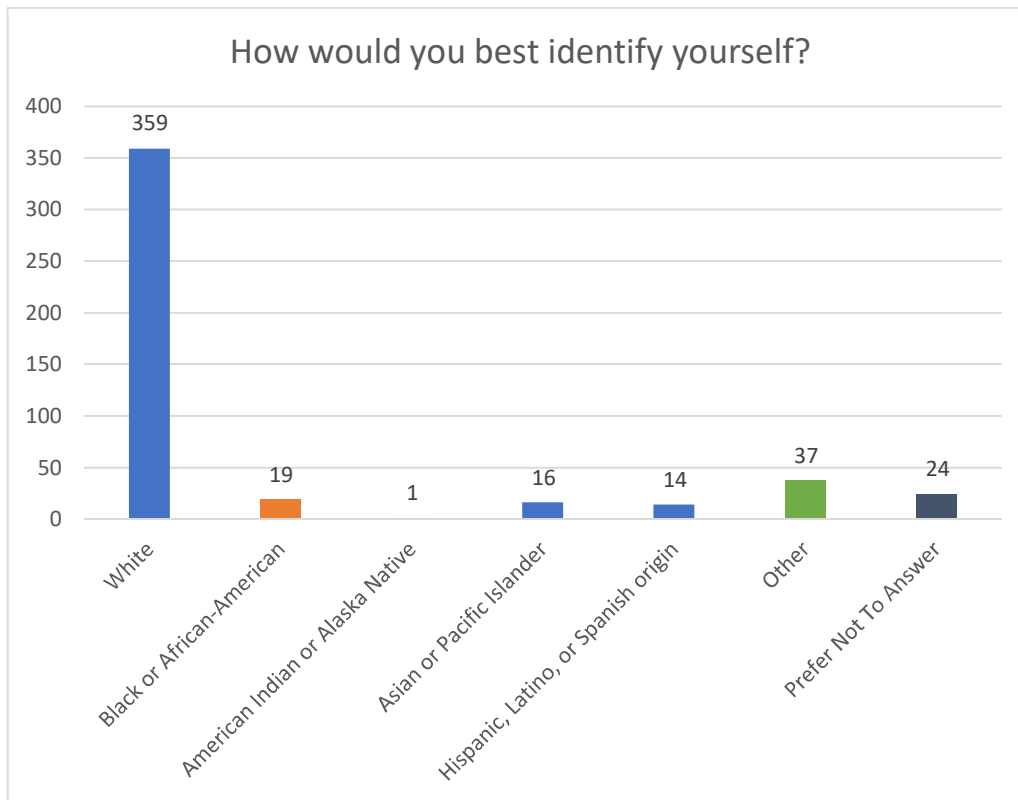


What is the highest level of education you have completed?



What is your total household income?





Adult-Use Establishment Licensing

1. Product Sales

Sales by Product Type			
June 1 - June 30			
Product Type	Pounds Sold	Fluid Ounces Sold	Total Sales
Flower	111,451.84	-	\$112,182,711.66
Shake/Trim	33,888.39	-	\$19,261,181.26
Concentrate	3,681.78	-	\$13,847,669.46
Inhalable Compound Concentrate	19,629.04	-	\$42,466,344.41
Vape Cartridge	12,238.43	-	\$47,891,665.33
Kief	28.18	-	\$46,298.71
Infused-Edible	410,079.99	-	\$22,662,934.98
Infused Non-Edible Solid	1,202.11	-	\$415,464.92
Infused Liquid	-	2,834,636.18	\$1,526,175.83
Infused Non-Edible Liquid	-	20,022.64	\$343,378.28
June Total	592,199.76	2,854,658.82	\$260,643,824.84

Additional Sales Information	
June 1 - June 30	
Category	Amount
Sales To Date (June 30)	\$11,787,891,929.86
Sales Deliveries	\$3,624,111.66
Average Retail Flower Price (oz.)	\$62.91

2. Plants

Plants	
Active Plants	
As of June 30	
Plant State	Number
Immature	435,148
Vegetative	522,935
Flowering	663,627

Destroyed & Harvested Plants	
June 1 - June 30	
Plant State	Number
Immature - Destroyed	269,680
Vegetative - Destroyed	54,027
Flowering - Destroyed	10,304
Plants Harvested	311,366

3. Packages and Inventory

Packages	
As of June 30	
Package State	Number
Active	3,190,223
On Hold	2,055
In Transit	66,780
Package State	Number
Finished	45,309

Inventory	
As of June 30	
Category	Amount (lbs.)
Flower at Growers (Test Passed)	154,586.96
Flower at Retailers	154,031.28
Flower at Processors	311,977.47
Fresh Frozen Flower at Processors	468,641.35
Fresh Frozen at Growers	552,476.65
Concentrates at Processors	174,278.36
Infused Solids at Processors	1,232,749.49
Infused Liquids at Processors (Fl. Oz.)	6,028,266.01

4. Transfers

Shipped Products		
June 1 - June 30		
License Type	Shipped Pounds	Fluid Ounces Shipped
Class A Marijuana Grower	2,196.76	-
Class B Marijuana Grower	2,305.46	-
Class C Marijuana Grower	340,314.58	16,164.00
Excess Grower	-	-
Microbusiness	2.01	-
Class A Microbusiness	3.94	-
Processor	909,219.99	3,096,892.73
Retailer	16,298.86	58,171.61
Safety Compliance Facility	24.21	-
Secure Transporter	1,026,775.57	3,019,250.47

Transfers	
June 1 - June 30	
Transfer Type	Number
Completed	35,775
Voided	709

5. Initial Applications

Initial Applications			
June 1 - June 30			
License Type	Received	Issued	Denied
Prequalification	32	33	-
Class A Marijuana Grower	-	-	-
Class B Marijuana Grower	1	1	-
Class C Marijuana Grower	13	14	-
Excess Grower	-	-	-
Processor	5	-	-
Retailer	12	6	-
Class A Microbusiness	-	-	-
Microbusiness	-	-	-
Secure Transporter	-	-	-
Safety Compliance Facility	-	-	-
Designated Consumption Facility	2	-	-
Educational Research License	-	-	-
Marihuana Event Organizer	-	-	-
Temporary Marijuana Event	4	1	-
Social Equity Class A Marijuana Grower	-	-	-
Social Equity Class B Marijuana Grower	-	-	-
Social Equity Class C Marijuana Grower	1	11	-
Social Equity Excess Grower	1	-	-
Social Equity Processor	-	2	-
Social Equity Retailer	4	1	-
Social Equity Class A Microbusiness	-	-	-
Social Equity Microbusiness	-	-	-
Social Equity Secure Transporter	1	-	-
Social Equity Safety Compliance Facility	-	-	-
Social Equity Designated Consumption	-	-	-
Social Equity Marihuana Event Organizer	-	-	-
Social Equity Marijuana Temporary Event	-	-	-
June Total	76	69	-

6. Renewal Applications

Renewal Applications			
June 1 - June 30			
License Type	Received	Issued	Denied
Class A Marijuana Grower	-	-	-
Class B Marijuana Grower	6	8	-
Class C Marijuana Grower	73	73	-
Excess Grower	-	-	-
Processor	20	14	2
Retailer	42	44	-
Class A Microbusiness	1	1	-
Microbusiness	3	3	-
Secure Transporter	-	1	-
Safety Compliance Facility	1	2	-
Designated Consumption Establishment	-	1	-
Educational Research License	-	-	-
Marihuana Event Organizer	1	1	1
Social Equity Class A Marijuana Grower	-	-	-
Social Equity Class B Marijuana Grower	2	2	-
Social Equity Class C Marijuana Grower	6	5	-
Social Equity Excess Grower	-	-	-
Social Equity Processor	1	-	-
Social Equity Retailer	10	6	-
Social Equity Class A Microbusiness	-	-	-
Social Equity Microbusiness	-	-	-
Social Equity Secure Transporter	-	-	-
Social Equity Safety Compliance Facility	-	-	-
Social Equity Designated Consumption	-	-	-
Social Equity Marihuana Event Organizer	3	1	-
June Total	169	162	3

7. Active Licenses

Active Licenses	
Class A Marijuana Grower	12
Class B Marijuana Grower	94
Class C Marijuana Grower	843
Excess Grower	67
Processor	276
Retailer	845
Class A Microbusiness	10
Microbusiness	6
Secure Transporter	22
Safety Compliance Facility	22
Designated Consumption Establishment	4
Educational Research License	1
Marijuana Event Organizer	35
Temporary Marijuana Event	3
June Total	2,240

8. Application Processing Time

Application Processing Days (Calendar Days)		
June 1 - June 30		
License Type	Initial Applications	Renewal Applications
Prequalification	36.36	-
Class A Marijuana Grower	-	-
Class B Marijuana Grower	33.00	13.25
Class C Marijuana Grower	48.29	24.45
Excess Grower	-	-
Processor	-	9.93
Retailer	54.17	17.16
Class A Microbusiness	-	7.00
Microbusiness	-	7.67
Secure Transporter	-	5.00
Safety Compliance Facility	-	18.50
Designated Consumption Establishment	-	20.00
Educational Research License	-	-
Marijuana Event Organizer	-	15.00
Temporary Marijuana Event	77.00	-
Social Equity Class A Marijuana Grower	-	-
Social Equity Class B Marijuana Grower	-	8.50
Social Equity Class C Marijuana Grower	39.27	4.20
Social Equity Excess Grower	-	-
Social Equity Processor	62.00	-
Social Equity Retailer	19.00	13.50
Social Equity Class A Microbusiness	-	-
Social Equity Microbusiness	-	-
Social Equity Secure Transporter	-	-
Social Equity Safety Compliance Facility	-	-
Social Equity Designated Consumption Establishment	-	-
Social Equity Marijuana Event Organizer	-	1.00
Social Equity Temporary Marijuana Event	-	-
June Step 2 Average	46.83	18.62
June Total Average	24.28	

9. **Applications not Processed within Established Time Requirements**

Applications Not Timely Processed	
June 1 - June 30	
Initial	Renewal
0%	0%

10. **Notices of Non-Compliance**

Notices of non-compliance are a method to educate before we regulate. These notices are educational and are sent to notify licensees of a possible non-compliance.

Notices of Non-Compliance
June 1 - June 30
Total Sent
384

11. **Complaints and Investigations**

Complaints and Investigations	
June 1 - June 30	
Enforcement & Legal Data	Amount
Number of Complaints Received	95
Number of Investigations Opened	86
Number of Investigations Closed	111
Average Time to Complete an Investigation* (Calendar Days)	51.1
Number of Enforcement Actions Taken*	267
* Includes both MMFL and AU data	

12. Disciplinary Action Taken by the CRA

Disciplinary Actions Taken by the CRA				
June 1 - June 30				
License Type	Warning	Formal Complaint	Consent Order	Final Order
Class A Marijuana Grower	-	-	-	-
Class B Marijuana Grower	-	1	-	-
Class C Marijuana Grower	1	16	18	-
Excess Grower	-	1	-	-
Processor	-	10	7	-
Retailer	1	19	13	-
Microbusiness	-	-	-	-
Secure Transporter	-	-	-	-
Class A Microbusiness	-	-	-	-
Safety Compliance Facility	-	-	-	-
Designated Consumption Establishment	-	-	-	-
Marijuana Event Organizer	-	-	-	-
Temporary Marijuana Event	-	-	-	-

13. Number of Administrative Hearing Adjudications

Number of administrative hearing adjudications pertaining to each regulated activity.

Provided are all final orders for denials.

Approximate Amounts: 1

Number of administrative hearings pertaining to each regulated activity.

"Regulated activity" means the particular activities, entities, facilities, and industries regulated by the agencies. Provided are all the hearings that have been involved with the CRA, e.g., denials, lawsuits, etc.

Approximate Amounts:

Denials: 0

Litigation: 4

Circuit Court Appeals: 0

14. Revenue and Expenses

Application Fees		
June 1 - June 30		
Prequalification	Social Equity Prequalification	Total
\$87,000	\$4,500	\$91,500

Regulatory Assessment Fees						
June 1 - June 30						
Class A Marijuana Grower	Class B Marijuana Grower	Class C Marijuana Grower	Designated Consumption Establishment	Marijuana Event Organizer	Excess Grower	Microbusiness
\$0	\$3,567	\$325,346	\$0	\$0	\$0	\$0
Class A Microbusiness	Processor	Retailer	Safety Compliance Facility	Secure Transporter	Temporary Marijuana Event	Social Equity Class A Marijuana Grower
\$0	\$24,000	\$62,260	\$0	\$0	\$1,000	\$0
Social Equity Class B Marijuana Grower	Social Equity Class C Marijuana Grower	Social Equity Designated Consumption Establishment	Social Equity Marijuana Event Organizer	Social Equity Excess Grower	Social Equity Microbusiness	
\$0	\$188,487	\$0	\$0	\$0	\$0	
Social Equity Class A Microbusiness	Social Equity Processor	Social Equity Retailer	Social Equity Safety Compliance Facility	Social Equity Secure Transporter	Social Equity Temporary Marijuana Event	
\$0	\$30,871	\$8,106	\$0	\$0	\$0	
Total Regulatory Assessment Fees						
\$643,637						

Renewal Fees					
June 1 - June 30					
Class A Marijuana Grower	Class B Marijuana Grower	Class C Marijuana Grower	Designated Consumption Establishment	Marijuana Event Organizer	Excess Grower
\$0	\$30,000	\$1,872,000	\$1,000	\$1,000	\$0
Microbusiness	Class A Microbusiness	Processor	Retailer	Safety Compliance Facility	Secure Transporter
\$24,900	\$18,600	\$528,000	\$675,000	\$15,000	\$15,000
Social Equity Class A Marijuana Grower	Social Equity Class B Marijuana Grower	Social Equity Class C Marijuana Grower	Social Equity Designated Consumption Establishment	Social Equity Marijuana Event Organizer	Social Equity Excess Grower
\$0	\$8,100	\$72,000	\$0	\$1,900	\$0
Social Equity Microbusiness	Social Equity Class A Microbusiness	Social Equity Processor	Social Equity Retailer	Social Equity Safety Compliance Facility	Social Equity Secure Transporter
\$0	\$0	\$18,000	\$75,750	\$0	\$0
Total Renewal Fees					
\$3,356,250					

Total Licensing Revenue Collected
June 1 - June 30
Amount
\$4,091,387

Expenses	
June 1 - June 30	
Category	Amount
State Employee Wages	\$697,687.64
State Employee Benefits	\$385,502.18
Materials and Equipment	\$443,104.19
June Total	\$1,526,294.01

15. Social Equity Applications

Social Equity Applications		
June 1 - June 30		
Received	Eligible	Ineligible
4	3	2

16. Social Equity Education & Outreach

Outreach Sessions
June 1 - June 30
Sessions Held
0

17. Social Equity Application Assistance Provided

Application Assistance Provided
June 1 - June 30
Number of Times
2

18. Marihuana Retailers Approved for Home Delivery

Home Deliveries
As of June 30, 2025
Marihuana Retailers
349

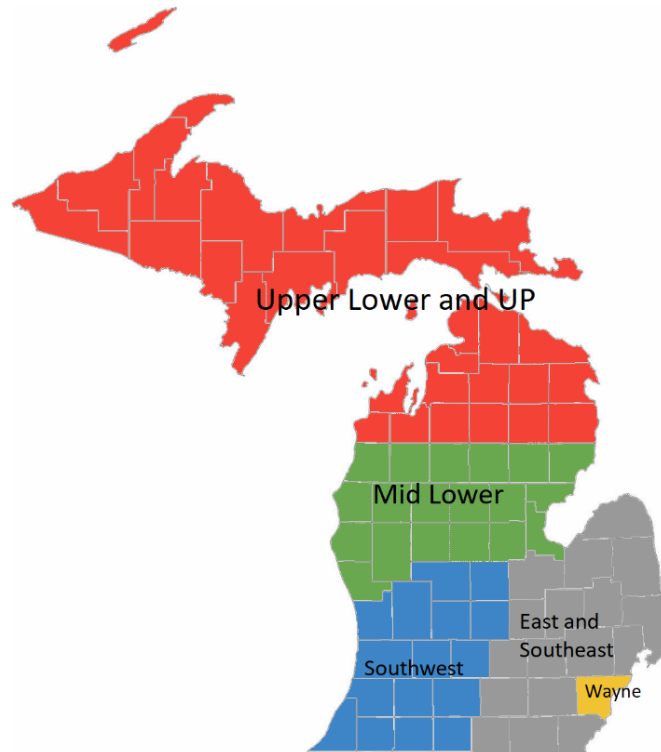
19. Total Number of Employees Under the MMFLA and MRTMA

Number of Employees
As of June 30, 2025
39,220

20. Sales By Region

Upper Lower and UP			
<u>Product Type</u>	<u>Pounds Sold</u>	<u>Fluid Ounces Sold</u>	<u>Total Sales</u>
Flower	8,066.98	-	\$10,275,507.45
Shake/Trim	3,706.18	-	\$2,503,417.74
Concentrate	488.72	-	\$2,053,975.22
Inhalable Compound Concentrate	2,109.56	-	\$4,600,712.19
Vape Cartridge	1,496.22	-	\$6,400,117.39
Kief	3.86	-	\$12,032.31
Infused-Edible	54,411.80	-	\$3,442,681.15
Infused Non-Edible Solid	190.78	-	\$82,521.34
Infused Liquid	-	668,190.87	\$291,942.33
Infused Non-Edible Liquid	-	2,889.96	\$60,373.73
June Total	70,474.10	671,080.83	\$29,723,280.85
Mid Lower			
<u>Product Type</u>	<u>Pounds Sold</u>	<u>Fluid Ounces Sold</u>	<u>Total Sales</u>
Flower	5,290.84	-	\$5,188,354.69
Shake/Trim	3,270.47	-	\$1,581,181.95
Concentrate	254.33	-	\$975,094.56
Inhalable Compound Concentrate	1,542.84	-	\$3,161,275.76
Vape Cartridge	647.08	-	\$2,702,418.89
Kief	3.79	-	\$2,347.72
Infused-Edible	22,600.34	-	\$1,312,564.28
Infused Non-Edible Solid	88.97	-	\$26,687.11
Infused Liquid	-	180,832.60	\$92,127.69
Infused Non-Edible Liquid	-	1,182.70	\$21,413.25
June Total	33,698.66	182,015.30	\$15,063,465.90
Southwest			
<u>Product Type</u>	<u>Pounds Sold</u>	<u>Fluid Ounces Sold</u>	<u>Total Sales</u>
Flower	40,628.82	-	\$37,318,450.93
Shake/Trim	10,355.40	-	\$5,806,909.62
Concentrate	1,207.80	-	\$4,553,377.68
Inhalable Compound Concentrate	5,436.37	-	\$12,134,777.60
Vape Cartridge	4,285.49	-	\$16,496,164.98
Kief	5.16	-	\$11,047.25
Infused-Edible	131,832.92	-	\$7,252,492.76
Infused Non-Edible Solid	405.38	-	\$134,621.32
Infused Liquid	-	671,326.29	\$445,312.60
Infused Non-Edible Liquid	-	4,906.85	\$96,629.10
June Total	194,157.34	676,233.14	\$84,249,783.84

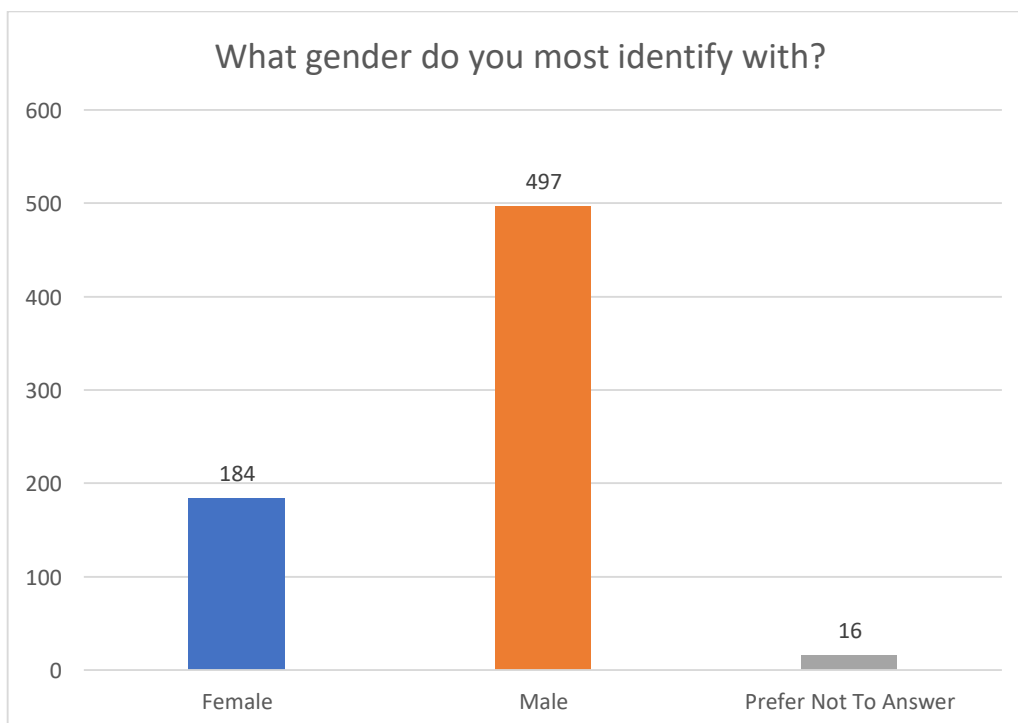
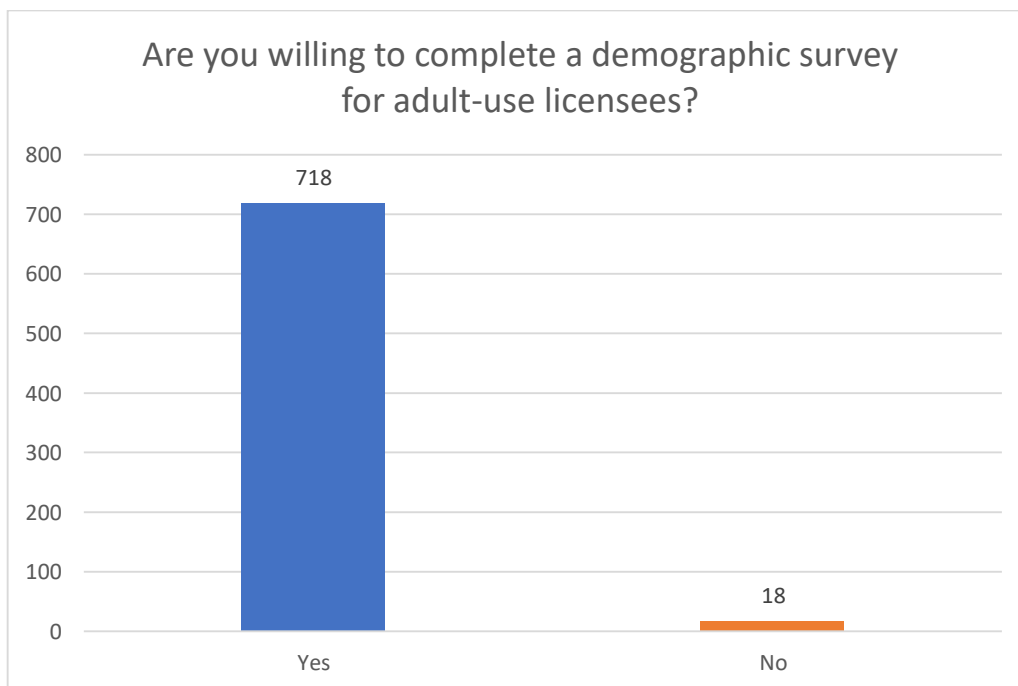
East and Southeast			
Product Type	Pounds Sold	Fluid Ounces Sold	Total Sales
Flower	42,142.74	-	\$42,685,805.82
Shake/Trim	13,760.41	-	\$7,718,684.35
Concentrate	1,502.87	-	\$5,366,081.76
Inhalable Compound Concentrate	8,310.54	-	\$17,794,766.11
Vape Cartridge	4,995.15	-	\$18,877,814.20
Kief	11.42	-	\$14,860.66
Infused-Edible	169,916.06	-	\$8,991,765.53
Infused Non-Edible Solid	425.11	-	\$145,701.84
Infused Liquid	-	1,190,915.94	\$601,169.48
Infused Non-Edible Liquid	-	9,941.44	\$140,226.15
June Total	241,064.30	1,200,857.38	\$102,336,875.90
Wayne			
Product Type	Pounds Sold	Fluid Ounces Sold	Total Sales
Flower	14,746.30	-	\$16,743,672.46
Shake/Trim	2,806.57	-	\$1,657,950.79
Concentrate	228.78	-	\$902,711.04
Inhalable Compound Concentrate	2,234.36	-	\$4,785,139.79
Vape Cartridge	818.00	-	\$3,430,229.53
Kief	3.93	-	\$6,010.77
Infused-Edible	31,429.96	-	\$1,669,924.77
Infused Non-Edible Solid	92.06	-	\$26,077.16
Infused Liquid	-	123,866.95	\$95,848.62
Infused Non-Edible Liquid	-	1,107.34	\$24,814.30
June Total	52,359.96	124,974.29	\$29,342,379.23

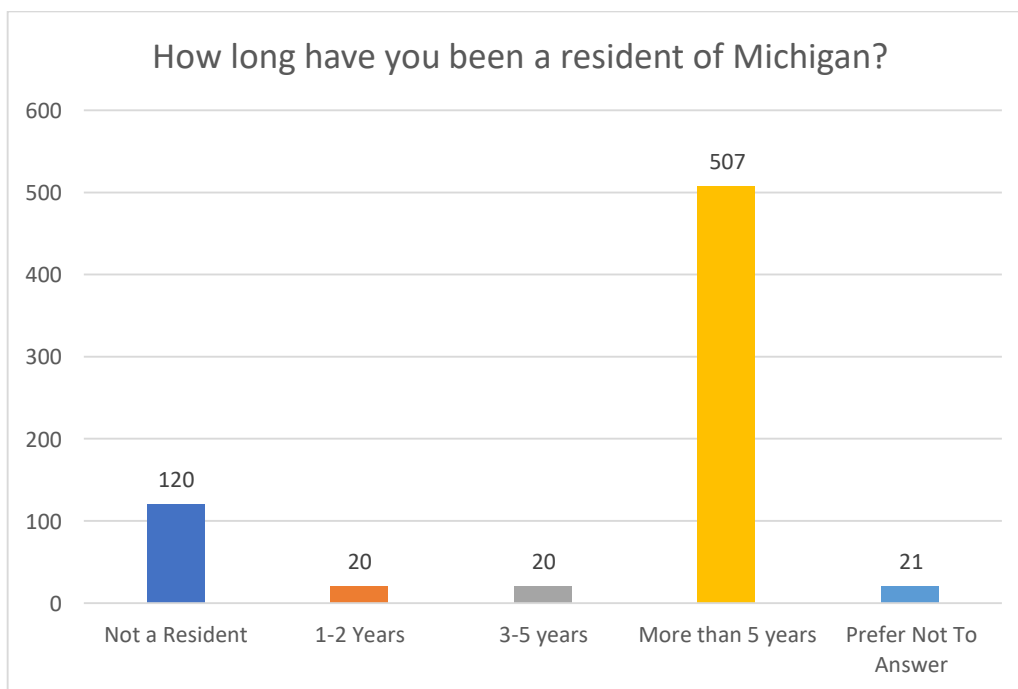
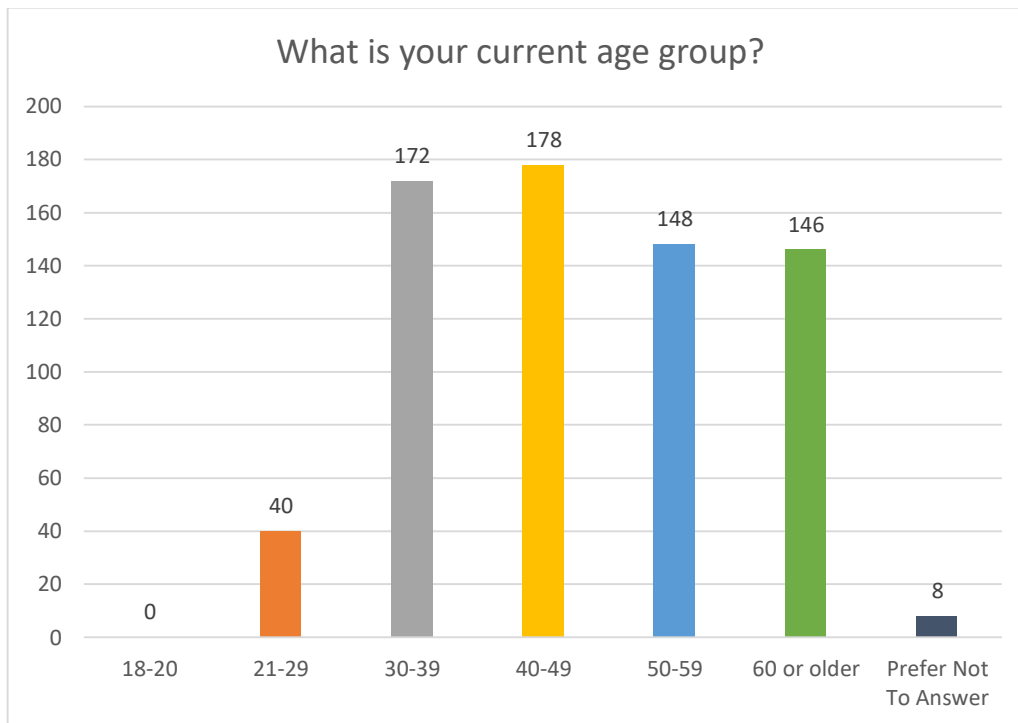


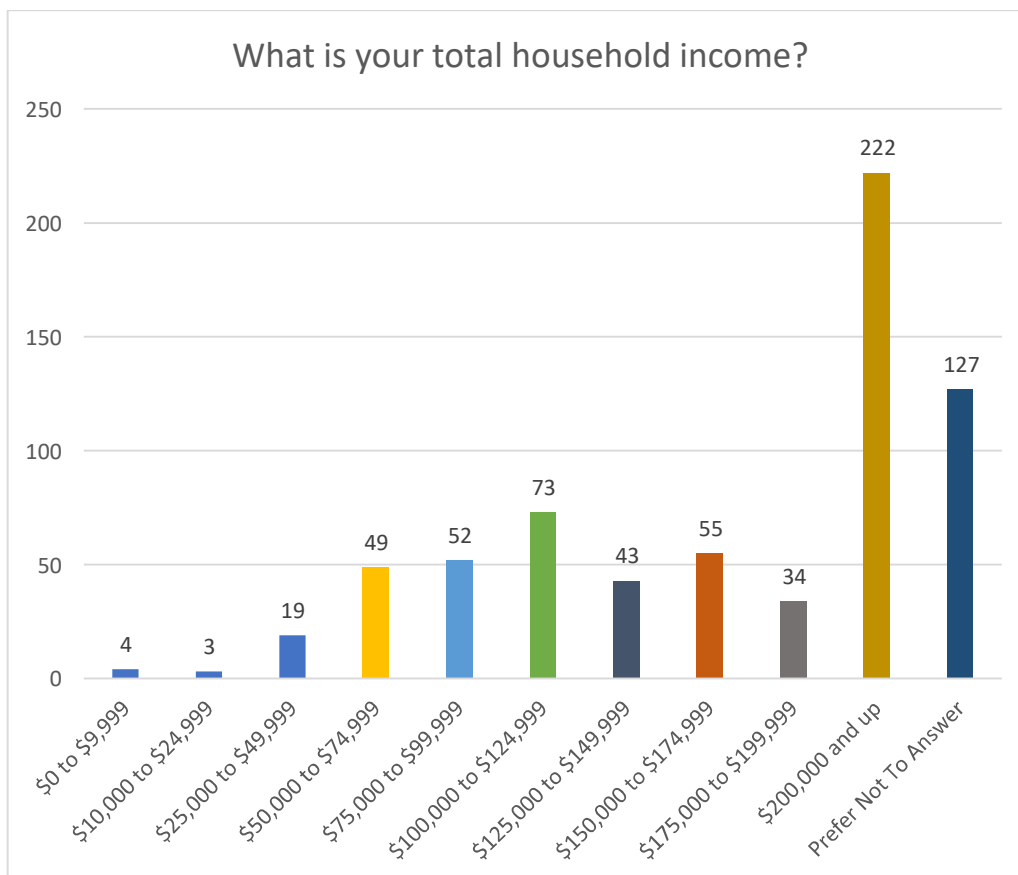
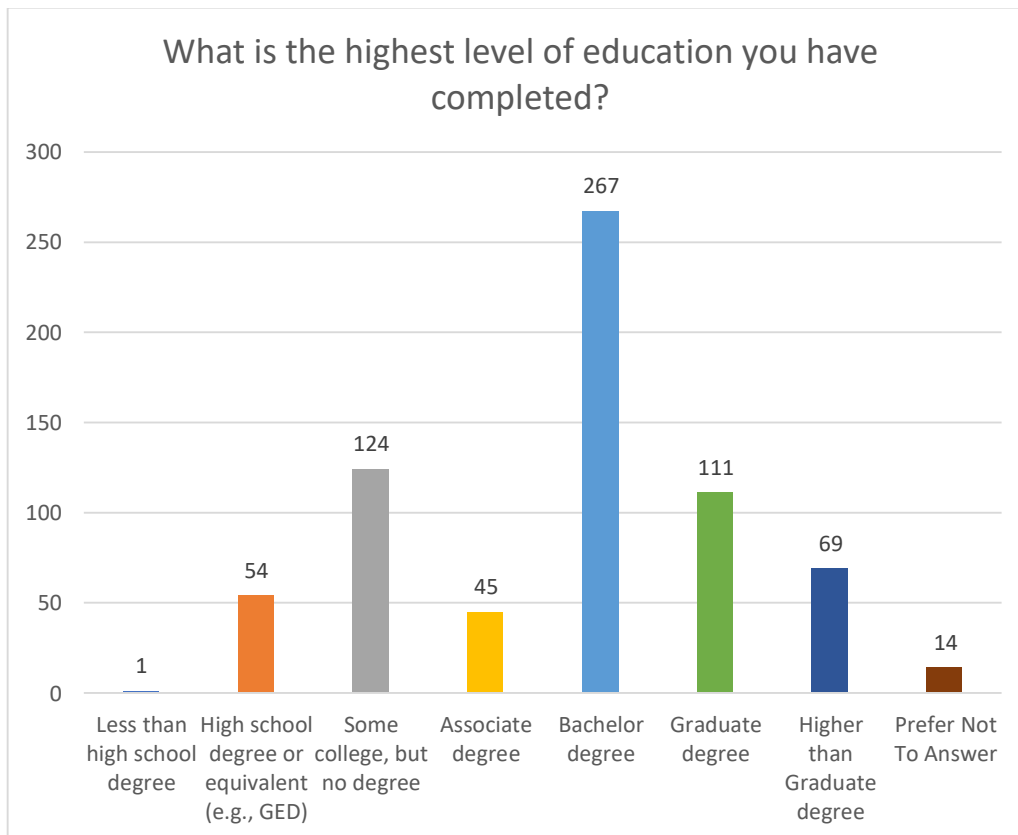
21. MTIS Criminal Enforcement Data

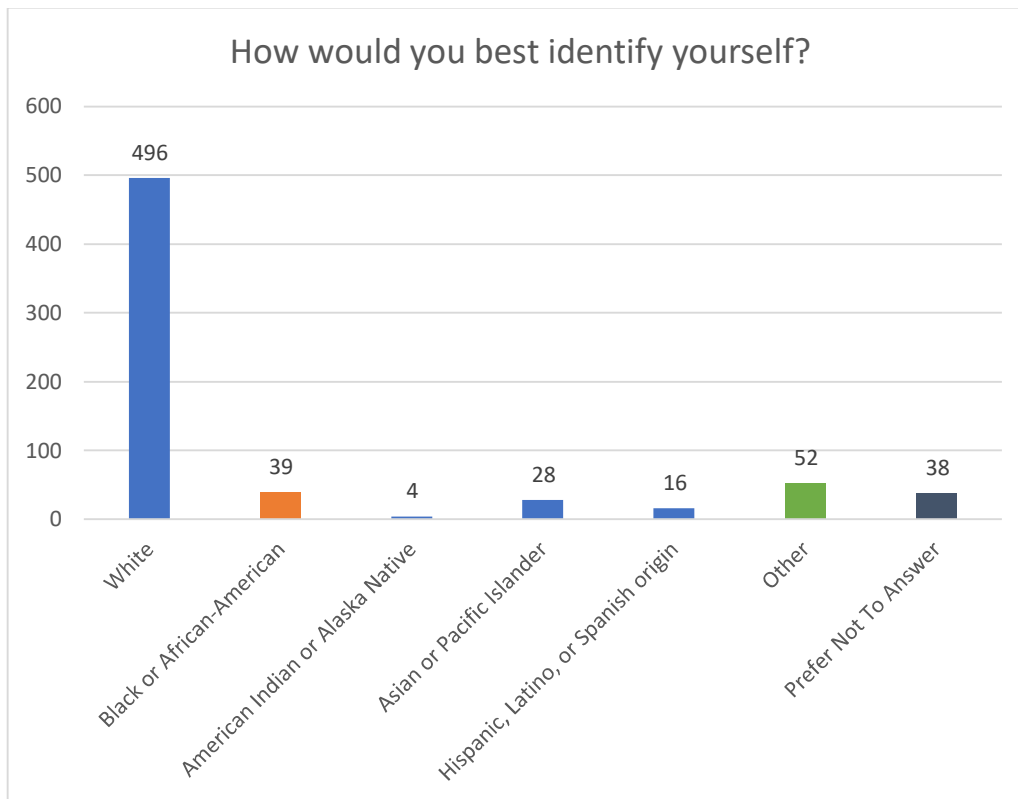
MTIS conducted 22 seizures of illicit product, resulting in the confiscation of 7,162 plants, 664.2 pounds of flower, and 33,509 units of marijuana product.

22. Demographic Information









Medical Marijuana Registry Program

1. Initial Applications

Initial Applications		
June 1 - June 30		
Received	Issued	Denied
1,531	1,390	127

2. Renewal Applications

Renewal Applications		
June 1 - June 30		
Received	Issued	Denied
647	609	31

3. Application Processing Time

Initial Applications (Calendar Days)					
June 1 - June 30					
Approvals			Denials		
Paper	Online	Combined	Paper	Online	Combined
1.74	0.02	0.42	1.79	0.31	1.27

Renewal Applications (Calendar Days)					
June 1 - June 30					
Approvals			Denials		
Paper	Online	Combined	Paper	Online	Combined
1.81	0.03	0.40	1.95	0.00	1.19

4. Number of Applications Filed for Registry Identification Cards

Applications Filed for Registry Identification Cards						
June 1 - June 30						
Original Applications			Renewals			Grand Total
Paper	Online	Total	Paper	Online	Total	
420	1,111	1,531	153	494	647	2,178

5. Number of Qualifying Patients and Primary Caregivers Approved in Each County

As of June 30, 2025					
County	Patients	Caregivers	County	Patients	Caregivers
Alcona	137	9	Lake	57	10
Alger	279	24	Lapeer	796	72
Allegan	1,456	88	Leelanau	267	11
Alpena	326	9	Lenawee	716	68
Antrim	414	24	Livingston	1,254	64
Arenac	251	20	Luce	30	1
Baraga	96	4	Mackinac	90	4
Barry	520	43	Macomb	6,200	586
Bay	1,305	60	Manistee	111	8
Benzie	314	10	Marquette	136	4
Berrien	1,024	98	Mason	111	3
Branch	443	74	Mecosta	71	12
Calhoun	585	56	Menominee	124	22
Cass	331	52	Midland	670	54
Charlevoix	133	3	Missaukee	69	3
Cheboygan	243	15	Monroe	1,228	72
Chippewa	258	10	Montcalm	698	68
Clare	478	73	Montmorency	37	6
Clinton	771	47	Muskegon	735	41
Crawford	333	16	Newaygo	437	36
Delta	254	14	Oakland	9,875	677
Dickinson	137	16	Oceana	246	36
Eaton	818	45	Ogemaw	131	10
Emmet	51	1	Ontonagon	26	1
Genesee	2,850	242	Osceola	103	15
Gladwin	7	2	Oscoda	89	5
Gogebic	111	20	Otsego	27	0
Grand Traverse	381	7	Ottawa	981	38
Gratiot	82	6	Out of State	-	3
Hillsdale	248	34	Presque Isle	39	1
Houghton	131	4	Roscommon	186	9
Huron	192	2	Saginaw	882	59
Ingham	647	50	Saint Clair	1,120	80
Ionia	91	7	Saint Joseph	185	22
Iosco	34	1	Sanilac	235	17
Iron	45	9	Schoolcraft	12	4
Isabella	168	11	Shiawassee	599	50
Jackson	1,477	96	Tuscola	942	95
Kalamazoo	807	52	Van Buren	394	47
Kalkaska	89	8	Washtenaw	3,239	161
Kent	2,536	82	Wayne	12,555	660
Keweenaw	78	3	Wexford	474	38
Total				67,108	4,620

6. **Registry Identification Cards Revoked**

Registry Identification Cards Revoked	
June	Revoked
June	0

7. **Nature of the Debilitating Medical Conditions of the Qualifying Patients.**

As of June 30, 2025	
Condition	Percent of Total
Agitation of Alzheimer's Disease	0.00
AIDS	0.00
Amyotrophic Lateral Sclerosis	0.05
Arthritis	20.83
Autism	0.94
Cachexia or Wasting Syndrome	0.30
Cancer	3.63
Cerebral Palsy	0.15
Chronic Pain	61.98
Colitis	0.25
Crohn's Disease	0.45
Glaucoma	0.99
Hepatitis C	0.55
HIV Positive	0.20
Inflammatory Bowel Disease	0.89
Muscle Spasms	7.41
Nail Patella	0.05
Obsessive Compulsive Disorder	2.44
Parkinson's Disease	0.10
Post-Traumatic Stress Disorder	11.43
Rheumatoid Arthritis	1.19
Seizures	1.59
Severe and Chronic Pain	45.97
Severe Nausea	4.92
Spinal Cord Injury	0.70
Tourette's Syndrome	0.10
Ulcerative Colitis	0.20

8. Number of Physicians Providing Written Certifications for Qualifying Patients

Physicians Providing Written Certifications	
As of June 30, 2025	
June	Physicians
June	135

9. Applications not Processed within Established Time Requirements

Applications not Timely Processed	
June 1 - June 30	
Initial	Renewal
0%	0%

10. Revenue and Expenses

Revenue Collected
June 1 - June 30
Amount
\$84,281

Expenses	
June 1 - June 30	
Category	Amount
State Employee Wages	\$67,278.03
State Employee Benefits	\$36,985.75
Materials and Equipment	\$148,277.74
June Total	\$252,541.52