



Monthly Report

June 1, 2021 – June 30, 2021



Governor
Gretchen Whitmer



Executive Director
Andrew Brisbo



Director
Orlene Hawks

Table of Contents

Medical Marijuana Facility Licensing	4
1. Product Sales.....	4
2. Plants.....	4
3. Packages and Inventory.....	5
4. Transfers.....	5
5. Initial Applications	6
6. Renewal Applications.....	6
7. Application Processing Time	7
8. Actions Taken by the MRA.....	7
9. Complaints and Investigations.....	7
10. Number of Administrative Hearing Adjudications.....	8
11. Revenue and Expenses	8
12. Municipalities Opting In to the MMFLA.....	9
13. Demographic Information.....	9
Adult-Use Establishment Licensing	13
1. Product Sales.....	13
2. Plants.....	13
3. Packages and Inventory.....	14
4. Transfers.....	14
5. Initial Applications	15
6. Renewal Applications.....	16
7. Application Processing Time	17
8. Actions Taken by the MRA.....	18
9. Applications not Processed within Established Time Requirements	18
10. Complaints and Investigations.....	18
11. Number of Administrative Hearing Adjudications.....	19
12. Revenue and Expenses	19
13. Social Equity Applications	20
14. Social Equity Education & Outreach.....	21
15. Social Equity Application Assistance Provided.....	21
16. Municipalities Opting In or Out of MRTMA	21
17. MTIS Criminal Enforcement Data.....	21
18. Demographic Information.....	22
Medical Marijuana Registry Program	26
1. Initial Applications	26

2. Renewal Applications	26
3. Application Processing Time	26
4. Number of Applications Filed for Registry Identification Cards	26
5. Number of Qualifying Patients and Primary Caregivers Approved in Each County	27
6. Registry Identification Cards Revoked.....	28
7. Nature of the Debilitating Medical Conditions of the Qualifying Patients.....	28
8. Number of Physicians Providing Written Certifications for Qualifying Patients.....	29
9. Applications not Processed within Established Time Requirements	29
10. Revenue and Expenses	29

Medical Marijuana Facility Licensing

1. Product Sales

Sales by Product Type			
June 1 - June 30			
Product Type	Pounds Sold	Fluid Ounces Sold	Total Sales
Flower	6,154.80		\$20,666,964.45
Shake/Trim	728.05		\$1,621,999.66
Concentrate	293.05		\$3,579,984.22
Vape Cartridge	870.21		\$10,689,565.87
Kief	1.95		\$10,872.58
Infused-Edible	36,587.88		\$4,562,014.32
Infused Non-Edible Solid	540.78		\$214,944.84
Infused Liquid		15,352.37	\$288,687.75
Infused Non-Edible Liquid		876.39	\$18,073.43
June Total	45,176.72	16,228.76	\$41,653,107.12

Additional Sales Information	
June 1 - June 30	
Category	Amount
Sales To Date (Jun. 30)	\$1,045,932,187.47
Sales Deliveries	\$1,552,072.17
Average Retail Flower Price (oz.)	\$209.87

2. Plants

Plants	
Active Plants	
As of June 30, 2021	
Plant State	Number
Immature	186,258
Vegetative	93,258
Flowering	142,592

Destroyed & Harvested Plants	
June 1 - June 30	
Plant State	Number
Immature - Destroyed	47,281
Vegetative - Destroyed	12,298
Flowering - Destroyed	2,492
Plants Harvested	54,295

3. Packages and Inventory

Packages	
As of June 30, 2021	
Package State	Number
Active	374,296
On Hold	1,603
In Transit	4,526
June 1 – June 30	
Package State	Number
Finished	371,659

Inventory	
As of June 30, 2021	
Category	Amount (lbs.)
Flower at Growers (Test Passed)	10,725.15
Flower at Provisioning Centers	43,682.48
Flower at Processors	32,682.62
Fresh Frozen Flower at Processors	5,264.28
Concentrates at Processors	12,259.25
Infused Solids at Processors	151,285.28
Infused Liquids at Processors (Fl. Oz.)	668,281.32

4. Transfers

Products Shipped		
June 1 - June 30		
License Type	Pounds Shipped	Fluid Ounces Shipped
Grower Class A	1,936.33	0
Grower Class B	1,010.61	0
Grower Class C	31,989.46	624.87
Processor	63,861.39	37,818.73
Provisioning Center	1,664.84	661.57
Safety Compliance Facility	0.49	0
Secure Transporter	74,630.15	33,054.86

Transfers	
June 1 – June 30	
Transfer Type	Number
Completed	9,482
Voided	62

5. Initial Applications

Initial Applications			
June 1 - June 30			
License Type	Received	Approved	Denied
Prequalification	48	46	1
Grower Class A	5	4	0
Grower Class B	0	1	0
Grower Class C	57	65	0
Processor	4	2	0
Provisioning Center	15	9	0
Safety Compliance Facility	1	2	0
Secure Transporter	0	0	0
Total	130	129	1

6. Renewal Applications

Renewal Applications			
June 1 - June 30			
License Type	Received	Approved	Denied
Grower Class A	1	5	0
Grower Class B	0	0	0
Grower Class C	24	8	0
Processor	7	5	0
Provisioning Center	31	35	0
Safety Compliance Facility	1	2	0
Secure Transporter	0	5	0
Total	64	60	0

7. Application Processing Time

Application Processing Time (Calendar Days)		
June 1 - June 30		
License Type	Initial Applications	Renewal Applications
Prequalification	63.54	--
Grower Class A	78.00	36.60
Grower Class B	29.00	--
Grower Class C	39.52	34.25
Processor	34.20	130.00
Provisioning Center	51.11	41.54
Safety Compliance Facility	24.50	63.00
Secure Transporter	--	37.60
June Step 2 Average	44.33	--
June Total Average	54.96	39.93

8. Actions Taken by the MRA

Disciplinary Actions Taken by the MRA			
June 1 - June 30			
License Type	Warning	Formal Complaint	Final Order
Grower Class A	0	1	1
Grower Class B	0	0	0
Grower Class C	3	5	0
Processor	0	3	0
Provisioning Center	4	5	2
Safety Compliance Facility	0	1	0
Secure Transporter	0	0	0

9. Complaints and Investigations

Complaints and Investigations	
June 1 - June 30	
Enforcement & Legal Data	Amount
Number of Complains Received	81
Number of Investigations Opened	65
Number of Investigations Closed	58
Average Time to Complete an Investigation (Calendar Days)	60
Number of Enforcement Actions Taken*	37
* Includes both MMFL and AU data	

10. Number of Administrative Hearing Adjudications

Number of administrative hearing adjudications pertaining to each regulated activity.

Provided are all final orders for denials.

Approximate Amounts: 0

Number of administrative hearings pertaining to each regulated activity.

Provided are all the hearings that have been involved with the MRA, e.g., denials, lawsuits, etc.

Approximate Amounts:

Denials: 3

Litigation: 1

Circuit Court Appeals: 0

11. Revenue and Expenses

Application Fees	
June 1 - June 30	
Amount	
June	\$312,000

Regulatory Assessment Fees								
June 1 - June 30								
	Grower Class A	Grower Class B	Grower Class C	Processor	Provisioning Center	Safety Compliance Facility	Secure Transporter	Total
June	\$28,748	\$14,000	\$1,067,720	\$39,699	\$123,195	\$0	\$0	\$1,273,362

Renewal								
June 1 - June 30								
	Grower Class A	Grower Class B	Grower Class C	Processor	Provisioning Center	Safety Compliance Facility	Secure Transporter	Total
June	\$0	\$0	\$448,000	\$154,000	\$363,125	\$0	\$0	\$965,125

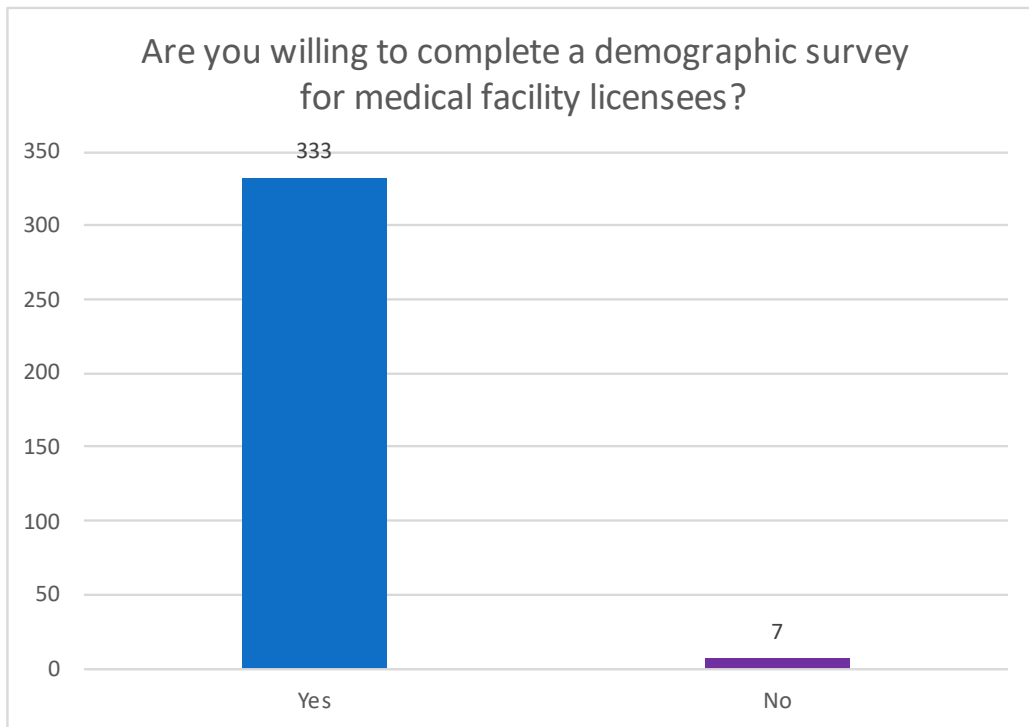
Total Licensing Revenue Collected	
June 1 - June 30	
Amount	
June	\$2,550,487

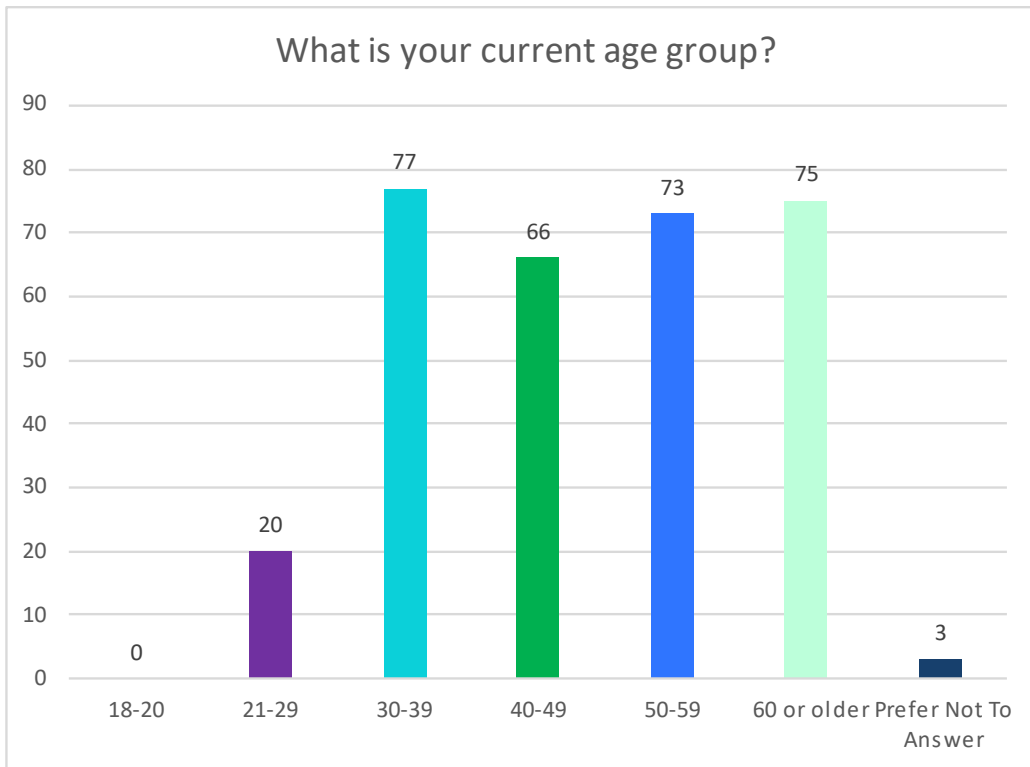
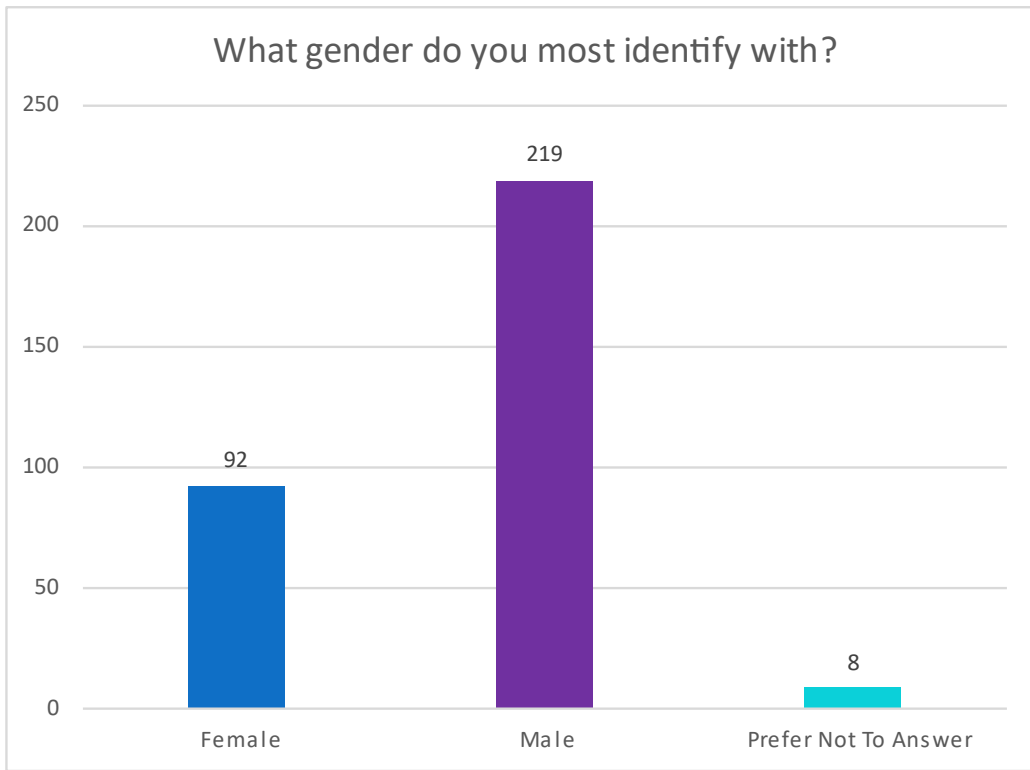
Expenses	
June 1 - June 30	
Amount	
State Employee Wages	\$354,126.21
State Employee Benefits	\$261,699.53
Materials and Equipment	\$4,560.74
Other Contracts	\$2,102.86
All Other Costs	\$408,871.59
June Total	\$1,031,360.93

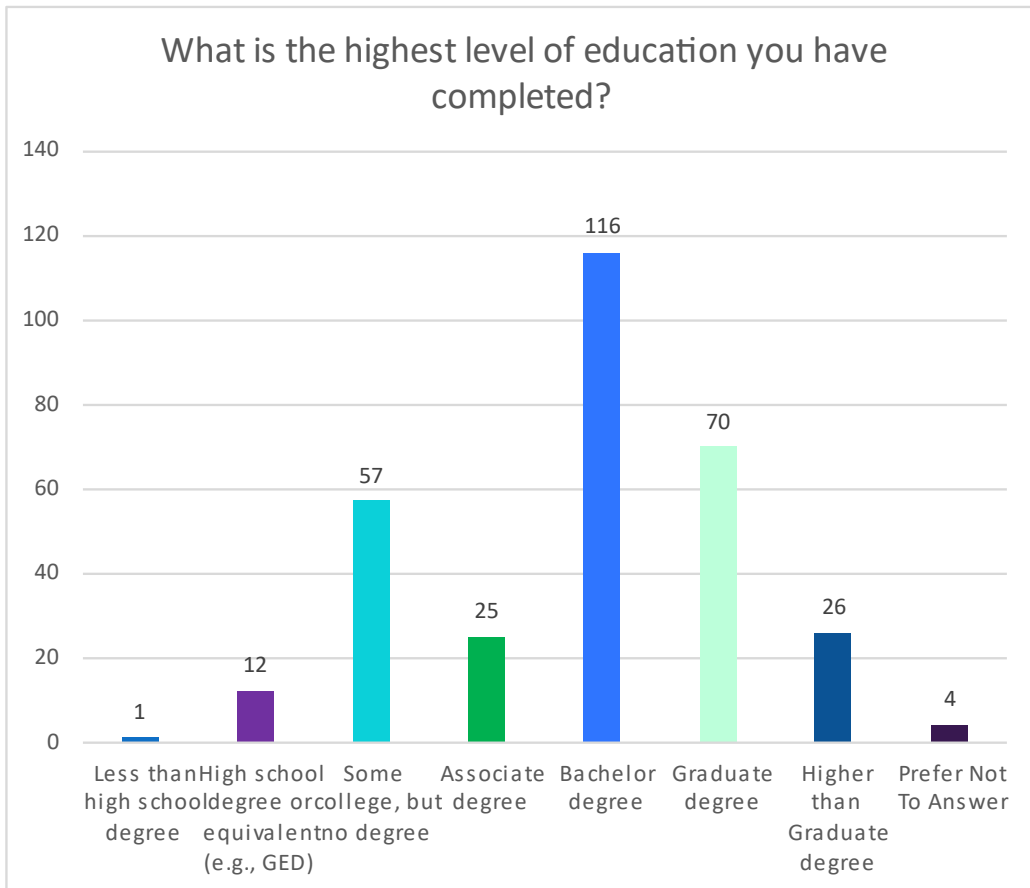
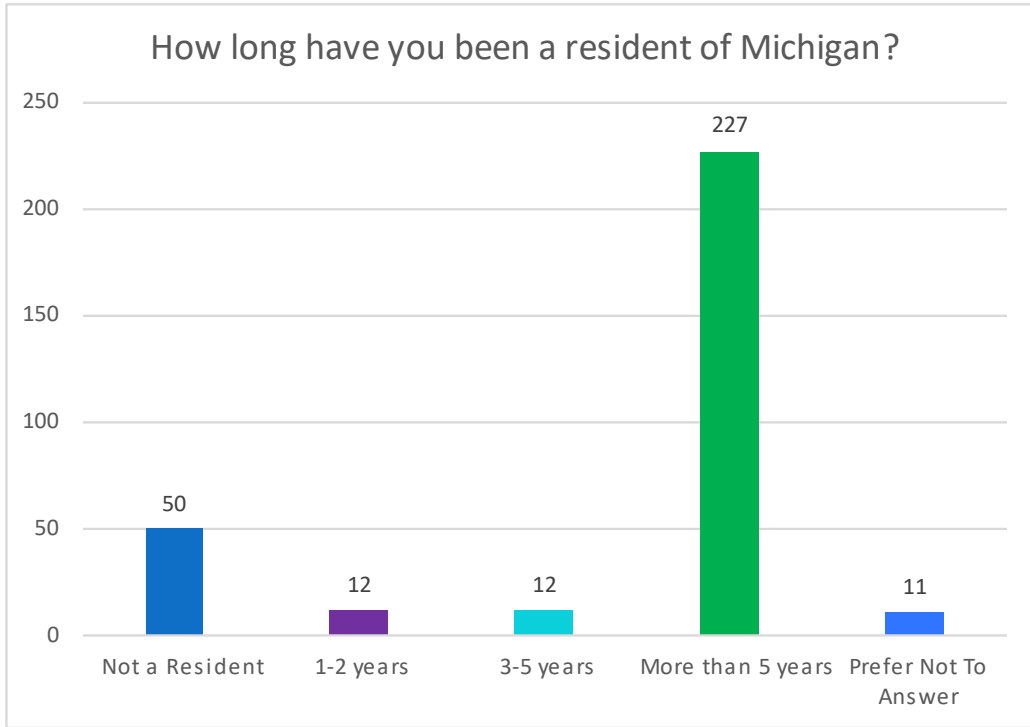
12. Municipalities Opting In to the MMFLA

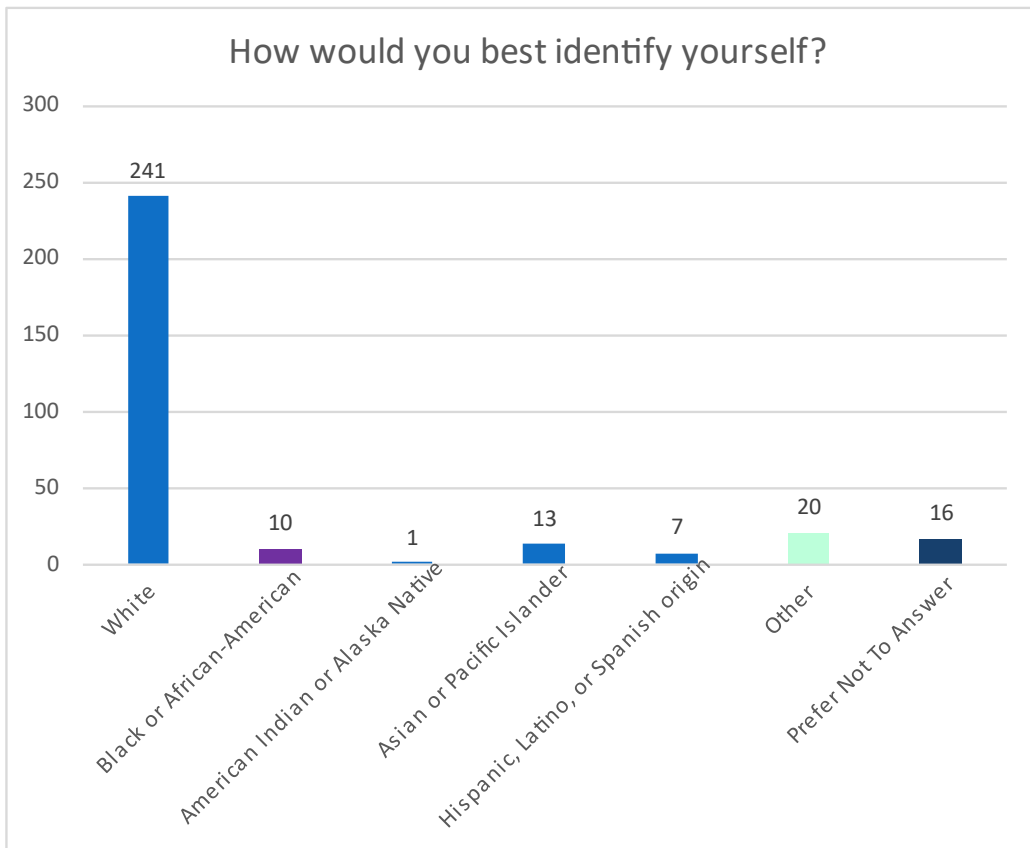
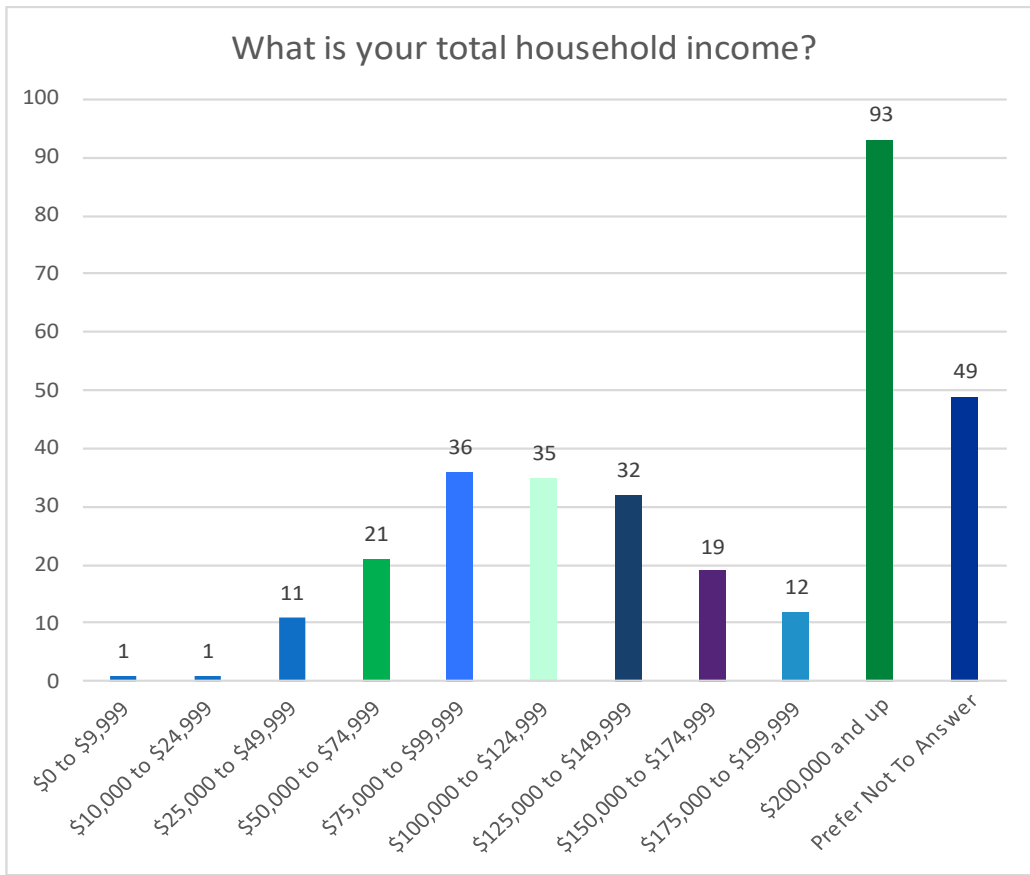
Municipalities
As of June 30, 2021
Opting In
156

13. Demographic Information









Adult-Use Establishment Licensing

1. Product Sales

Sales by Product Type			
June 1 - June 30			
Product Type	Pounds Sold	Fluid Ounces Sold	Total Sales
Flower	16,436.70		\$55,180,849.73
Shake/Trim	4,181.80		\$7,427,751.70
Concentrate	450.96		\$7,473,456.34
Vape Cartridge	1,316.04		\$20,995,702.87
Kief	1.39		\$14,208.05
Infused-Edible	93,815.43		\$15,296,067.63
Infused Non-Edible Solid	719.20		\$415,513.62
Infused Liquid		22,667.99	\$474,566.20
Infused Non-Edible Liquid		2,935.01	\$81,893.11
June Total	116,921.52	25,603.00	\$107,360,009.25

Additional Sales Information	
June 1 - June 30	
Category	Amount
Sales To Date (Jun. 30)	\$1,074,277,260.44
Sales Deliveries	\$3,013,988.40
Average Retail Flower Price (oz.)	\$209.82

2. Plants

Plants	
Active Plants	
As of June 30, 2021	
Plant State	Number
Immature	104,286
Vegetative	137,386
Flowering	162,692

Destroyed & Harvested Plants	
June 1 – June 30	
Plant State	Number
Immature - Destroyed	37,387
Vegetative - Destroyed	12,582
Flowering - Destroyed	3,692
Plants Harvested	81,285

3. Packages and Inventory

Packages	
As of June 30, 2021	
Package State	Number
Active	356,287
On Hold	218
In Transit	9,245
June 1 – June 30	
Package State	Number
Finished	601,295

Inventory	
As of June 30, 2021	
Category	Amount (lbs.)
Flower at Growers (Test Passed)	17,583.29
Flower at Retailers	22,162.72
Flower at Processors	25,181.63
Fresh Frozen Flower at Processors	7,291.19
Concentrates at Processors	11,258.87
Infused Solids at Processors	190,286.03
Infused Liquids at Processors (Fl. Oz.)	125,286.02

4. Transfers

Shipped Products		
June 1 - June 30		
License Type	Shipped Pounds	Fluid Ounces Shipped
Class A Marijuana Grower	.51	0
Class B Marijuana Grower	1,287.92	0
Class C Marijuana Grower	44,582.43	1,115.85
Excess Grower	7,122.07	29.76
Microbusiness	.40	0
Processor	139,613.49	47,721.55
Retailer	5,708.20	1,778.97
Safety Compliance Facility	.94	0
Secure Transporter	174,742.83	43,601.01

Transfers	
June 1 – June 30	
Transfer Type	Number
Completed	13,587
Voided	72

5. Initial Applications

	Initial Applications		
	June 1 - June 30		
	Applications Received	Licenses Issued	Licenses Denied
Prequalification	150	177	0
Class A Marijuana Grower	1	1	0
Class B Marijuana Grower	6	2	0
Class C Marijuana Grower	67	48	0
Designated Consumption Establishment	0	0	0
Marijuana Event Organizer	0	0	0
Excess Grower	32	7	0
Microbusiness	0	0	0
Processor	9	2	0
Retailer	32	14	0
Safety Compliance Facility	2	1	0
Secure Transporter	0	0	0
Temporary Marijuana Event	1	0	0
Social Equity Class A Marijuana Grower	0	0	0
Social Equity Class B Marijuana Grower	1	1	0
Social Equity Class C Marijuana Grower	4	10	0
Social Equity Designated Consumption Establishment	0	0	0
Social Equity Marijuana Event Organizer	0	0	0
Social Equity Excess Grower	0	0	0
Social Equity Microbusiness	0	0	0
Social Equity Processor	3	1	0
Social Equity Retailer	0	2	0
Social Equity Safety Compliance Facility	0	0	0
Social Equity Secure Transporter	0	0	0
Social Equity Marijuana Temporary Event	0	0	0
June Total	308	266	0

6. Renewal Applications

Renewal Applications			
June 1 - June 30			
	Applications Received	Licenses Issued	Licenses Denied
Class A Marijuana Grower	0	0	0
Class B Marijuana Grower	4	0	0
Class C Marijuana Grower	14	12	0
Designated Consumption Establishment	0	0	0
Marijuana Event Organizer	0	0	0
Excess Grower	11	0	0
Microbusiness	0	0	0
Processor	3	4	0
Retailer	26	4	0
Safety Compliance Facility	1	1	0
Secure Transporter	0	1	0
Temporary Marijuana Event	0	0	0
Social Equity Class A Marijuana Grower	0	0	0
Social Equity Class B Marijuana Grower	0	0	0
Social Equity Class C Marijuana Grower	0	0	0
Social Equity Designated Consumption Establishment	0	0	0
Social Equity Marijuana Event Organizer	0	0	0
Social Equity Excess Grower	0	0	0
Social Equity Microbusiness	0	0	0
Social Equity Processor	0	0	0
Social Equity Retailer	0	0	0
Social Equity Safety Compliance Facility	0	0	0
Social Equity Secure Transporter	0	0	0
Social Equity Marijuana Temporary Event	0	0	0
June Total	59	22	0

7. Application Processing Time

Application Processing Days (Calendar Days)		
June 1 - June 30		
License Type	Initial Applications	Renewal Applications
Prequalification	72.94	--
Class A Marijuana Grower	85.00	--
Class B Marijuana Grower	74.50	--
Class C Marijuana Grower	39.52	28.42
Designated Consumption Establishment	--	--
Marijuana Event Organizer	--	--
Excess Grower	48.86	--
Microbusiness	--	--
Processor	31.50	20.00
Retailer	36.07	28.50
Safety Compliance Facility	23.00	29.00
Secure Transporter	--	27.00
Temporary Marijuana Event	--	--
Social Equity Class A Marijuana Grower	--	--
Social Equity Class B Marijuana Grower	39.00	--
Social Equity Class C Marijuana Grower	46.60	--
Social Equity Designated Consumption Establishment	--	--
Social Equity Marijuana Event Organizer	--	--
Social Equity Excess Grower	--	--
Social Equity Microbusiness	--	--
Social Equity Processor	48.00	--
Social Equity Retailer	40.00	--
Social Equity Safety Compliance Facility	--	--
Social Equity Secure Transporter	--	--
Social Equity Temporary Marijuana Event	--	--
June Step 2 Average	41.54	--
June Total Average	75.02	24.54

8. Actions Taken by the MRA

Disciplinary Actions Taken by the MRA			
June 1 - June 30			
License Type	Warning	Formal Complaint	Final Order
Class A Marijuana Grower	0	0	0
Class B Marijuana Grower	0	0	0
Class C Marijuana Grower	1	5	0
Designated Consumption Establishment	0	0	0
Marijuana Event Organizer	0	0	0
Excess Grower	0	0	0
Microbusiness	0	0	0
Processor	0	0	0
Retailer	3	5	2
Safety Compliance Facility	0	0	0
Secure Transporter	0	1	0
Temporary Marijuana Event	0	0	0

9. Applications not Processed within Established Time Requirements

Applications Not Timely Processed	
June 1 - June 30	
Initial	Renewal
0%	0%

10. Complaints and Investigations

Complaints and Investigations	
June 1 - June 30	
Enforcement & Legal Data	Amount
Number of Complains Received	69
Number of Investigations Opened	52
Number of Investigations Closed	44
Average Time to Complete an Investigation (Calendar Days)	31
Number of Enforcement Actions Taken*	37
* Includes both MMFL and AU data	

11. Number of Administrative Hearing Adjudications

Number of administrative hearing adjudications pertaining to each regulated activity.

Provided are all final orders for denials.

Approximate Amounts: 0

Number of administrative hearings pertaining to each regulated activity.

"Regulated activity" means the particular activities, entities, facilities, and industries regulated by the agencies. Provided are all the hearings that have been involved with the MRA, e.g., denials, lawsuits, etc.

Approximate Amounts:

Denials: 3

Litigation: 1

Circuit Court Appeals: 0

12. Revenue and Expenses

Application Fees			
June 1 - June 30			
	Prequalification	Social Equity Prequalification	Total
June	\$732,000	\$110,100	\$842,100

Regulatory Assessment Fees								
June 1 - June 30								
	Class A Marijuana Grower	Class B Marijuana Grower	Class C Marijuana Grower	Designated Consumption Establishment	Marijuana Event Organizer	Excess Grower	Microbusiness	Processor
June	\$4,570	\$16,000	\$1,896,877	\$0	\$0	\$258,411	\$0	\$66,630
	Retailer	Safety Compliance Facility	Secure Transporter	Temporary Marijuana Event	Social Equity Class A Marijuana Grower	Social Equity Class B Marijuana Grower	Social Equity Class C Marijuana Grower	Social Equity Designated Consumption Establishment
June	\$279,451	\$25,000	\$0	\$0	\$0	\$7,200	\$77,042	\$0
	Social Equity Marijuana Event Organizer	Social Equity Excess Grower	Social Equity Microbusiness	Social Equity Processor	Social Equity Retailer	Social Equity Safety Compliance Facility	Social Equity Secure Transporter	Social Equity Temporary Marijuana Event
June	\$0	\$0	\$0	\$24,000	\$29,229	\$0	\$0	\$0
Total Regulatory Assessment Fees								
June	\$2,684,410							

Renewal Fees								
June 1 - June 30								
	Class A Marijuana Grower	Class B Marijuana Grower	Class C Marijuana Grower	Designated Consumption Establishment	Marijuana Event Organizer	Excess Grower	Microbusiness	Processor
June	\$4,667	\$24,000	\$420,000	\$0	\$0	\$330,000	\$0	\$90,000
	Retailer	Safety Compliance Facility	Secure Transporter	Temporary Marijuana Event	Social Equity Class A Marijuana Grower	Social Equity Class B Marijuana Grower	Social Equity Class C Marijuana Grower	Social Equity Designated Consumption Establishment
June	\$500,000	\$20,000	\$0	\$0	\$0	\$0	\$0	\$0
	Social Equity Marijuana Event Organizer	Social Equity Excess Grower	Social Equity Microbusiness	Social Equity Processor	Social Equity Retailer	Social Equity Safety Compliance Facility	Social Equity Secure Transporter	Social Equity Temporary Marijuana Event
June	\$0	\$0	\$0	\$0	\$0	\$0	\$0	\$0
Total Renewal Fees								
June	\$1,388,667							

Total Licensing Revenue Collected	
June 1 - June 30	
Amount	
June	\$4,915,177

Expenses	
June 1 - June 30	
Amount	
State Employee Wages	\$229,931.23
State Employee Benefits	\$171,355.99
Materials and Equipment	\$1,992.36
Other Contracts	\$2.89
All Other Costs	\$241,885.44
June Total	\$645,167.91

13. Social Equity Applications

Social Equity Applications			
June 1 - June 30			
	Received	Eligible	Ineligible
June	50	48	15

14. Social Equity Education & Outreach

Outreach Sessions	
June 1 - June 30	
Sessions Held	
June	3

15. Social Equity Application Assistance Provided

Application Assistance Provided	
June 1 - June 30	
Number of Times	
June	22

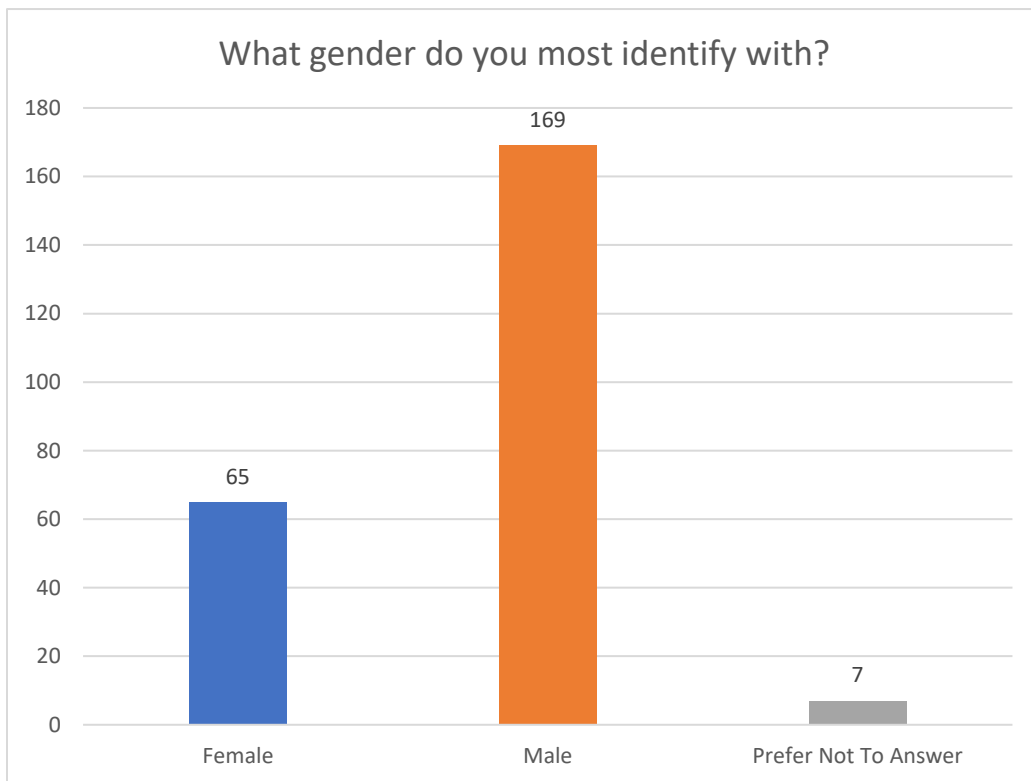
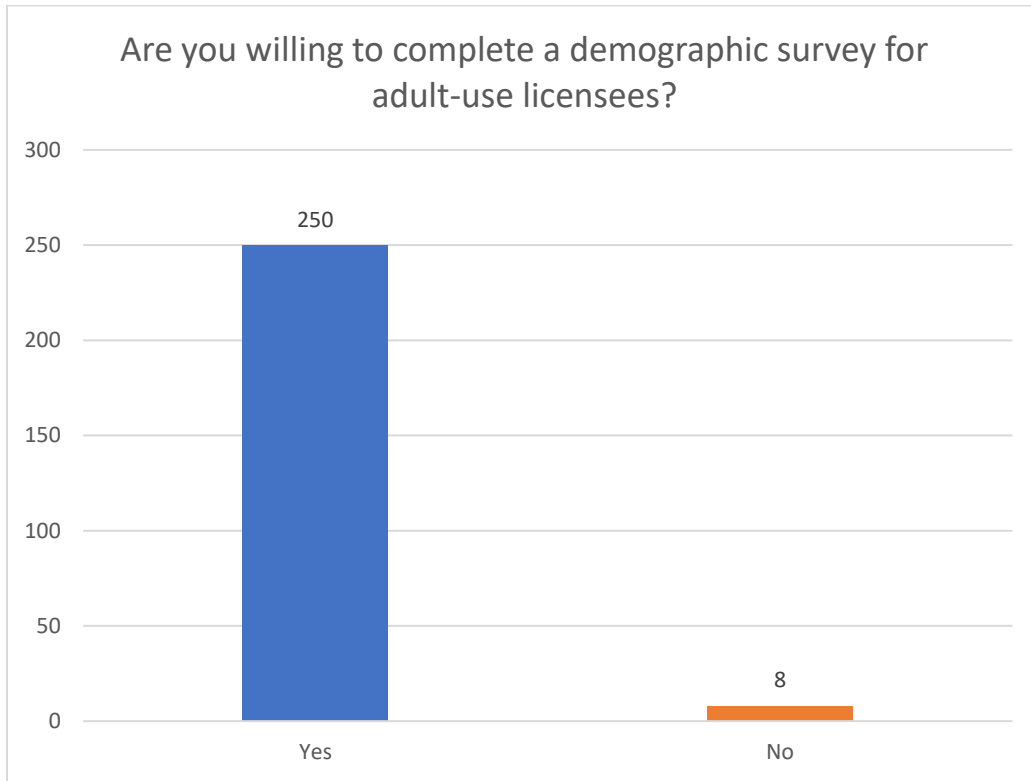
16. Municipalities Opting In or Out of MRTMA

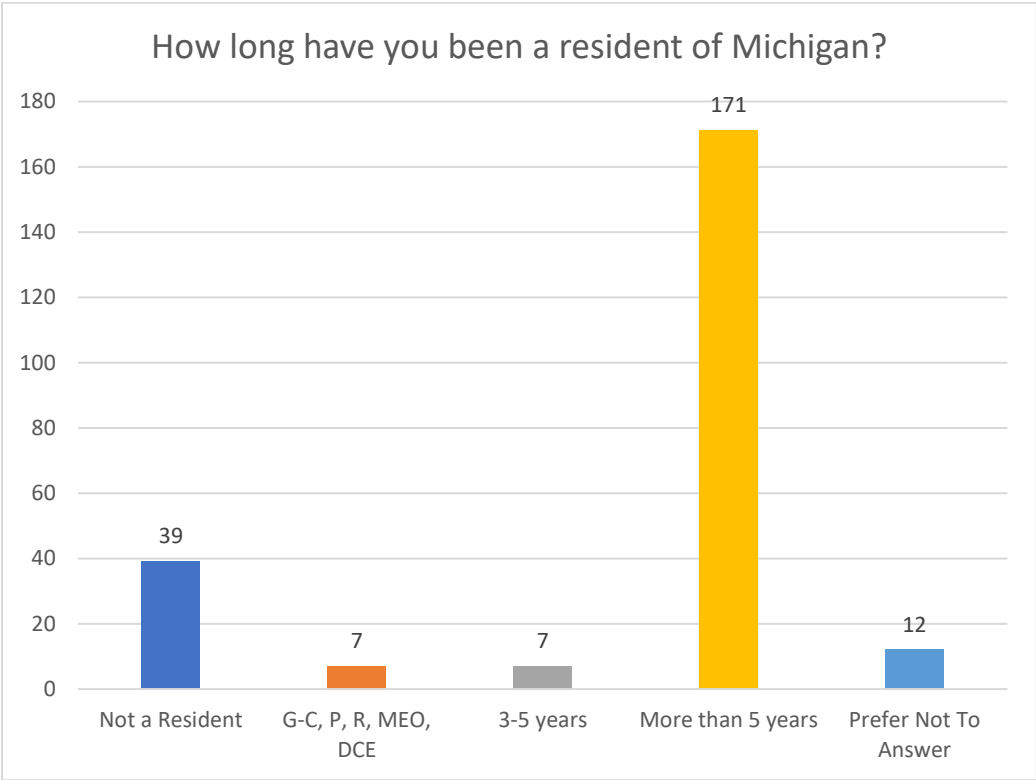
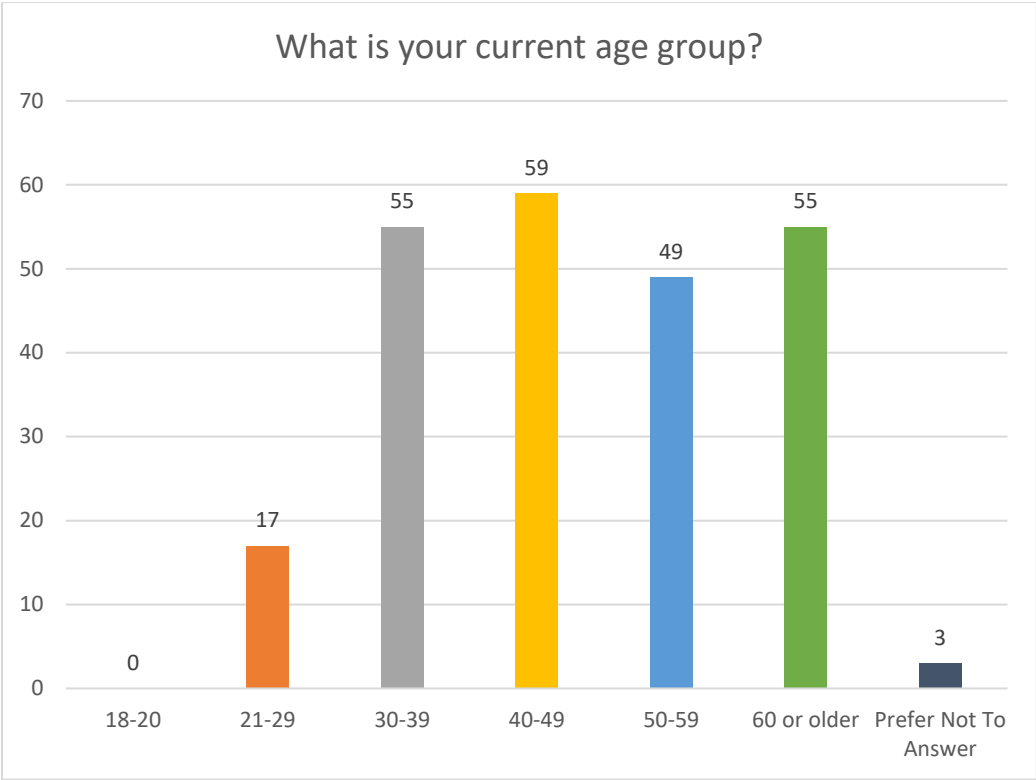
Municipalities	
As of June 30, 2021	
Opting In	Opting Out
106	1,397

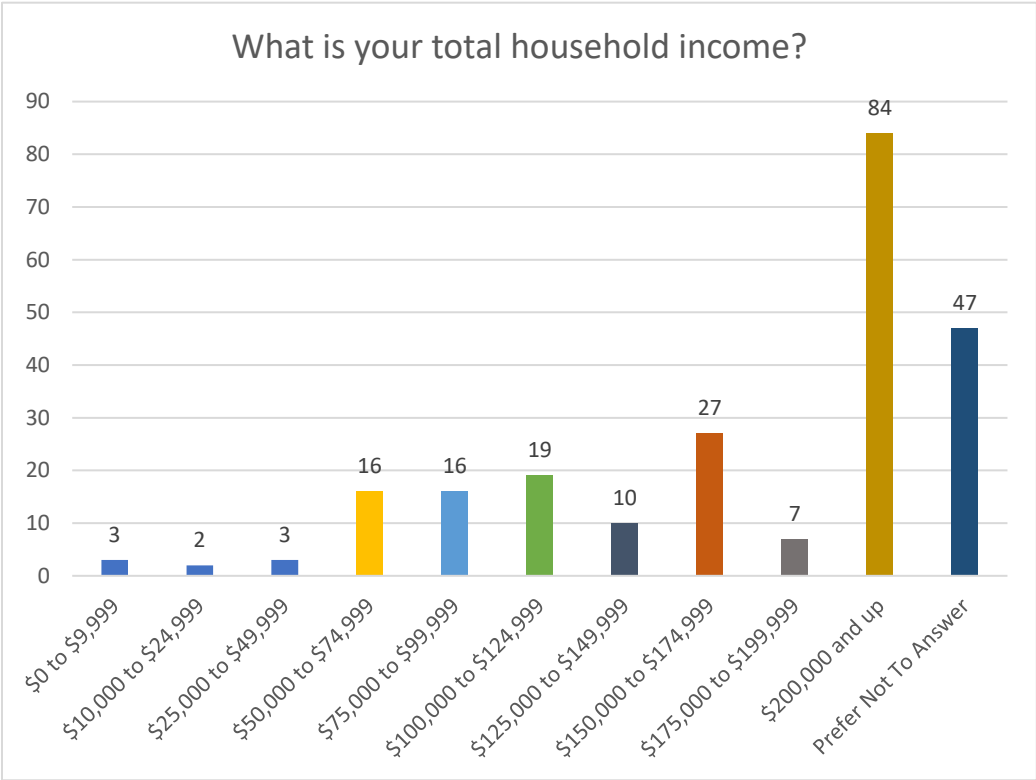
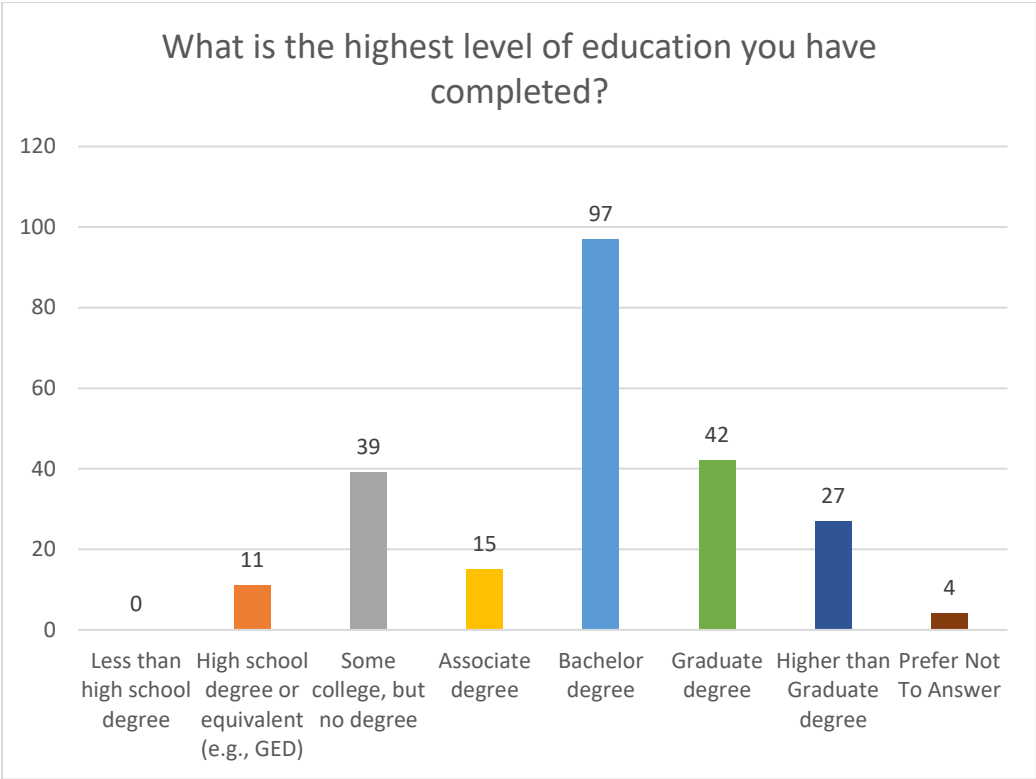
17. MTIS Criminal Enforcement Data

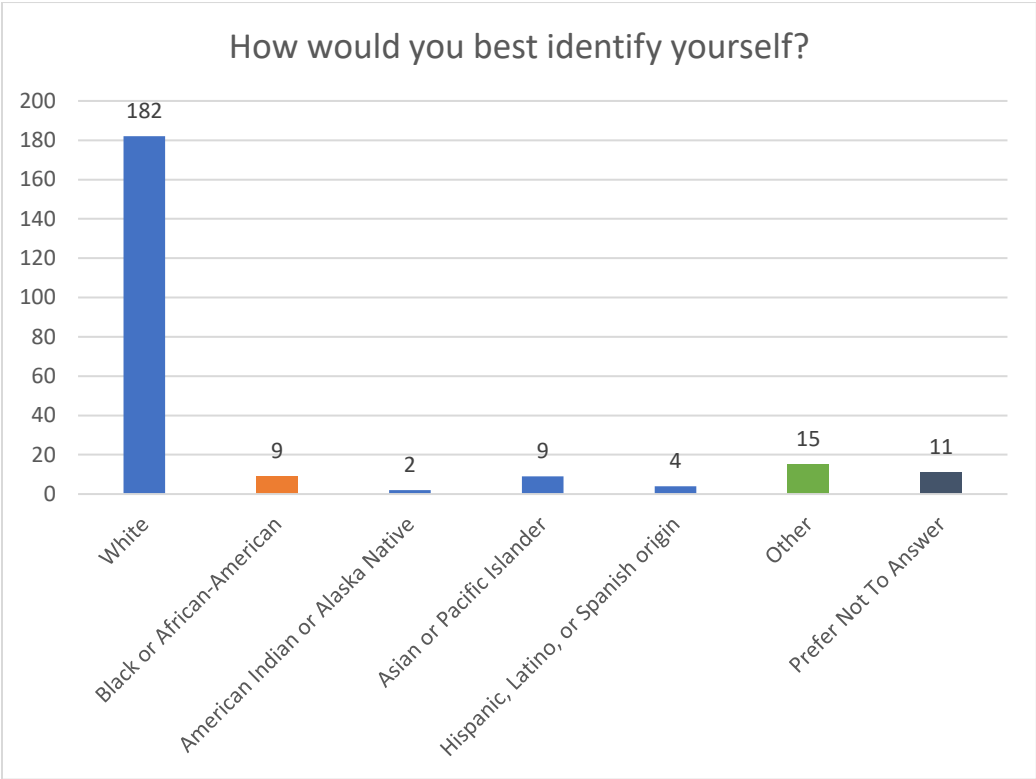
For the third quarter of fiscal year 2021 MTIS seized 4,449 plants, 759 pounds of flower, and 3,166 units of other cannabis products from the illicit market.

18. Demographic Information









Medical Marijuana Registry Program

1. Initial Applications

Initial Applications		
June 1 - June 30		
Received	Issued	Denied
Pending	6,953	909

2. Renewal Applications

Renewal Applications		
June 1 - June 30		
Received	Issued	Denied
Pending	2,343	214

3. Application Processing Time

Initial Applications (Calendar Days)					
June 1 - June 30					
Approvals			Denials		
Paper	Online	Combined	Paper	Online	Combined
5.61	0.03	2.68	5.90	.44	5.36

Renewal Applications (Calendar Days)					
June 1 - June 30					
Approvals			Denials		
Paper	Online	Combined	Paper	Online	Combined
5.20	0.01	2.47	5.92	0.38	4.76

4. Number of Applications Filed for Registry Identification Cards

Applications Filed for Registry Identification Cards							
June 1 - June 30							
	Original Applications			Renewals			Grand Total
	Paper	Online	Total	Paper	Online	Total	
June	Pending	3,733	Pending	Pending	1,280	Pending	Pending

5. Number of Qualifying Patients and Primary Caregivers Approved in Each County

As of June 30, 2021					
County	Patients	Caregivers	County	Patients	Caregivers
Alcona	619	75	Lake	253	48
Alger	647	104	Lapeer	3,634	490
Allegan	5,505	752	Leelanau	787	70
Alpena	711	81	Lenawee	3,244	464
Antrim	1,303	190	Livingston	3,738	428
Arenac	1,222	154	Luce	85	15
Baraga	125	15	Mackinac	196	32
Barry	2,300	280	Macomb	29,589	4,348
Bay	5,385	380	Manistee	403	65
Benzie	1,108	133	Marquette	270	91
Berrien	3,921	633	Mason	431	56
Branch	1,859	314	Mecosta	205	36
Calhoun	2,745	381	Menominee	389	94
Cass	1,629	293	Midland	2,306	249
Charlevoix	343	46	Missaukee	205	30
Cheboygan	675	85	Monroe	4,332	490
Chippewa	549	79	Montcalm	1,737	315
Clare	1,566	266	Montmorency	107	35
Clinton	3,219	379	Muskegon	2,973	378
Crawford	1,077	127	Newaygo	1,625	252
Delta	748	140	Oakland	37,191	4,137
Dickinson	522	116	Oceana	1,283	208
Eaton	3,247	446	Ogemaw	454	44
Emmet	141	30	Ontonagon	108	19
Genesee	9,816	1,375	Osceola	379	84
Gladwin	28	23	Oscoda	237	22
Gogebic	309	71	Otsego	87	27
Grand Traverse	1,232	131	Ottawa	3,258	352
Gratiot	246	49	Out of State	0	8
Hillsdale	1,152	222	Presque Isle	117	25
Houghton	238	42	Roscommon	540	64
Huron	494	38	Saginaw	3,804	401
Ingham	2,138	412	Saint Clair	4,177	558
Ionia	219	51	Saint Joseph	677	133
Iosco	207	23	Sanilac	843	121
Iron	172	33	Schoolcraft	36	16
Isabella	478	67	Shiawassee	2,640	334
Jackson	4,310	570	Tuscola	3,655	581
Kalamazoo	3,283	413	Van Buren	1,766	295
Kalkaska	319	49	Washtenaw	12,107	1,084
Kent	8,445	796	Wayne	46,795	4,066
Keweenaw	151	27	Wexford	1,264	217
Total	252,330	30,673			

6. Registry Identification Cards Revoked

Registry Identification Cards Revoked	
Month	Revoked
June	0

7. Nature of the Debilitating Medical Conditions of the Qualifying Patients.

As of June 30, 2021	
Condition	Percent of Total
Agitation of Alzheimer's Disease	0.01
AIDS	0.00
Amyotrophic Lateral Sclerosis	0.01
Arthritis	22.31
Autism	0.24
Cachexia or Wasting Syndrome	0.21
Cancer	3.46
Cerebral Palsy	0.06
Chronic Pain	60.89
Colitis	0.46
Crohn's Disease	0.77
Glaucoma	1.35
Hepatitis C	0.54
HIV Positive	0.27
Inflammatory Bowel Disease	1.21
Muscle Spasms	9.35
Nail Patella	0.02
Obsessive Compulsive Disorder	1.40
Parkinson's Disease	0.18
Post-Traumatic Stress Disorder	7.08
Rheumatoid Arthritis	1.53
Seizures	1.67
Severe and Chronic Pain	44.38
Severe Nausea	6.29
Spinal Cord Injury	0.45
Tourette's Syndrome	0.10
Ulcerative Colitis	0.30

8. Number of Physicians Providing Written Certifications for Qualifying Patients

Physicians Providing Written Certifications	
As of June 1, 2021	
Month	Physicians
June	383

9. Applications not Processed within Established Time Requirements

Applications not Timely Processed	
June 1 - June 30	
Initial	Renewal
0.00%	0.08%

10. Revenue and Expenses

Revenue Collected	
June 1 - June 30	
Amount	
June	\$399,826

Expenses	
June 1 - June 30	
Amount	
State Employee Wages	\$354,126.21
State Employee Benefits	\$261,699.53
Materials and Equipment	\$4,560.74
Other Contracts	\$2,102.86
All Other Costs	\$408,871.59
June Total	\$1,031,360.93