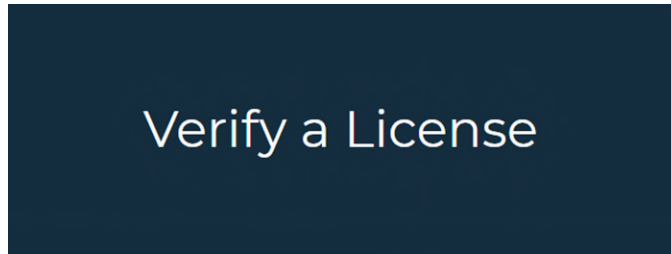


1. How to verify/find a licensee

- Go to [www.michigan.gov/cra](http://www.michigan.gov/cra)
- Click on “Find a Cannabis Business in our Database”
- Determine the type of license (Adult-Use Establishment/Medical Marijuana Facility).

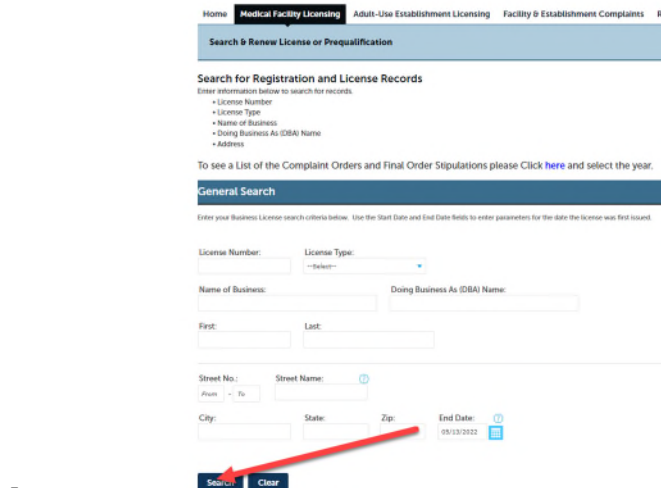


Cannabis Regulatory Agency > Verify a License

Verify an Adult-Use Establishment License

Verify a Medical Marijuana Facility License

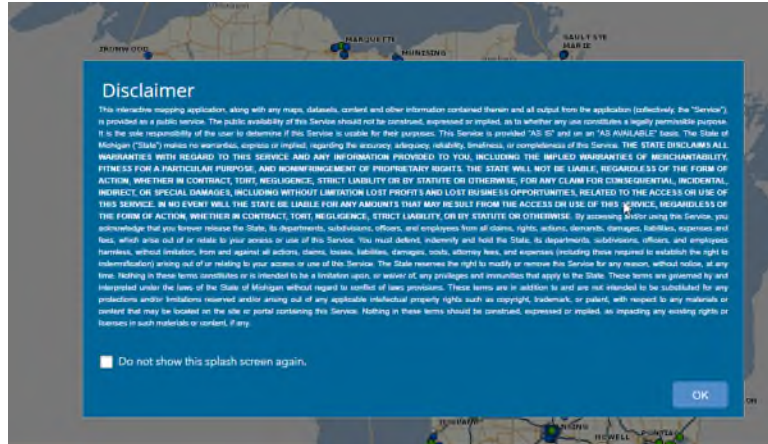
- Enter the information that you have and then hit search



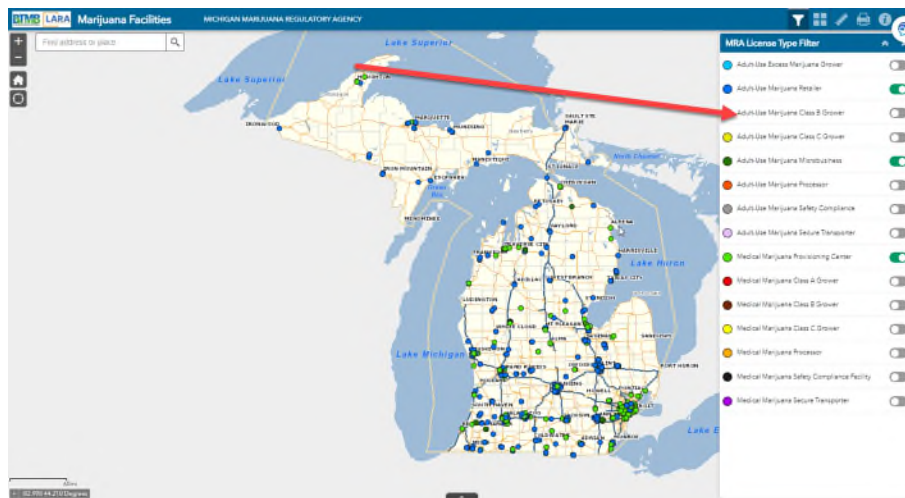
The screenshot shows the Michigan Cannabis Regulatory Agency search interface. At the top, there are navigation tabs: Home, Medical Facility Licensing (selected), Adult-Use Establishment Licensing, and Facility & Establishment Complaints. Below the tabs is a blue header with the text "Search & Renew License or Preevaluation". The main content area is titled "Search for Registration and License Records" and includes instructions: "Enter information below to search for records." Below this are several input fields: License Number, License Type (a dropdown menu), Name of Business, Doing Business As (DBA) Name, First, Last, Street No. (with a range selector), Street Name, City, State, Zip, and End Date (with a calendar icon). At the bottom of the form are two buttons: "Search" and "Clear". A red arrow points to the "Search" button.

2. How to locate a facility using the CRA map.

- Go to [www.michigan.gov/cra](http://www.michigan.gov/cra)
- Scroll down click on “See All Cannabis Businesses on a Map”
- Click OK in the blue disclaimer tab



- Select the type of facility using the CRA license Type Filter on right hand side.



- You can zoom in and out on the map to view the location and business name associated with each colored dot.
- If you click on the colored dot next to the location, the following information (if available) will pop-up.
  - i. Business name
  - ii. Address
  - iii. Business type
  - iv. License number
  - v. If home delivery is available