

CHILD'S NAME: \_\_\_\_\_

# 2025 Tricycle order form

 Scan for sizing and pricing:  
<https://www.rifton.com/trike>


Use dimension chart to select appropriate size.

|   |                                       | X320 small                            | X330 medium                           | X340 large                            |
|---|---------------------------------------|---------------------------------------|---------------------------------------|---------------------------------------|
| <b>* Tricycle frame</b> includes pedals, parking brake with variable resistance, and a rear basket. |                                       | X321 \$1,890 <input type="checkbox"/> | X331 \$2,150 <input type="checkbox"/> | X341 \$2,810 <input type="checkbox"/> |
| <b>* Color</b> (Note that the choices are different between sizes.)                                 |                                       | <b>CHOOSE</b>                         |                                       |                                       |
|   |                                       | Blue <input type="checkbox"/>         | Blue <input type="checkbox"/>         | Blue <input type="checkbox"/>         |
|   |                                       | Red <input type="checkbox"/>          | Red <input type="checkbox"/>          | Red <input type="checkbox"/>          |
|   |                                       | Teal <input type="checkbox"/>         | Teal <input type="checkbox"/>         | Teal <input type="checkbox"/>         |
|   |                                       | Lime <input type="checkbox"/>         | Lime <input type="checkbox"/>         | Black <input type="checkbox"/>        |
|   |                                       | Pink <input type="checkbox"/>         | Pink <input type="checkbox"/>         | White <input type="checkbox"/>        |
| <b>* Handlebar</b>  | <b>CHOOSE</b> Loop                    | X322 \$225 <input type="checkbox"/>   | X332 \$235 <input type="checkbox"/>   | X342 \$235 <input type="checkbox"/>   |
|   | Conventional                          | X323 \$225 <input type="checkbox"/>   | X333 \$235 <input type="checkbox"/>   | X343 \$235 <input type="checkbox"/>   |
| <b>* Back support</b>   | <b>CHOOSE</b> Small backrest pad      | X326 \$160 <input type="checkbox"/>   | X326 \$160 <input type="checkbox"/>   | N/A                                   |
|   | Large backrest pad                    | N/A                                   | X336 \$190 <input type="checkbox"/>   | X336 \$190 <input type="checkbox"/>   |
|   | Small trunk support                   | X327 \$350 <input type="checkbox"/>   | X327 \$350 <input type="checkbox"/>   | N/A                                   |
|   | Large trunk support                   | N/A                                   | X337 \$400 <input type="checkbox"/>   | X337 \$400 <input type="checkbox"/>   |
| <b>* Seat</b>   | <b>CHOOSE</b> Small                   | X324 \$320 <input type="checkbox"/>   | N/A                                   | N/A                                   |
|   | Medium                                | X325 \$370 <input type="checkbox"/>   | X334 \$370 <input type="checkbox"/>   | N/A                                   |
|   | Large                                 | N/A                                   | X335 \$400 <input type="checkbox"/>   | (included)                            |
| <b>Headrest</b> (requires trunk support)  | <b>CHOOSE</b> Contoured               | X376 \$265 <input type="checkbox"/>   | X376 \$265 <input type="checkbox"/>   | X376 \$265 <input type="checkbox"/>   |
|   | Winged                                | X378 \$290 <input type="checkbox"/>   | X378 \$290 <input type="checkbox"/>   | X378 \$290 <input type="checkbox"/>   |
| <b>Laterals</b> (pair)<br>(require trunk support)   | <b>CHOOSE</b> For small trunk support | X328 \$230 <input type="checkbox"/>   | X328 \$230 <input type="checkbox"/>   | N/A                                   |
|   | For large trunk support               | N/A                                   | X338 \$240 <input type="checkbox"/>   | X338 \$240 <input type="checkbox"/>   |
| <b>Rear handle</b><br>(rear steer must be factory installed)  | <b>CHOOSE</b> Push handle             | X312 \$110 <input type="checkbox"/>   | X312 \$110 <input type="checkbox"/>   | X313 \$110 <input type="checkbox"/>   |
|   | Push handle w/ caregiver brake        | X314 \$190 <input type="checkbox"/>   | X314 \$190 <input type="checkbox"/>   | X315 \$190 <input type="checkbox"/>   |
|   | Rear steer                            | X352 \$370 <input type="checkbox"/>   | X353 \$370 <input type="checkbox"/>   | X354 \$370 <input type="checkbox"/>   |
|   | Rear steer w/ caregiver brake         | X362 \$455 <input type="checkbox"/>   | X363 \$455 <input type="checkbox"/>   | X364 \$455 <input type="checkbox"/>   |
| <b>Hand anchors</b> (pair)  | <b>CHOOSE</b> Small                   | X317 \$135 <input type="checkbox"/>   | X317 \$135 <input type="checkbox"/>   | N/A                                   |
|   | Large                                 | N/A                                   | X318 \$135 <input type="checkbox"/>   | X318 \$135 <input type="checkbox"/>   |
| <b>Front handbrake</b> (must be factory installed)  |                                       | X329 \$165 <input type="checkbox"/>   | X339 \$165 <input type="checkbox"/>   | X349 \$165 <input type="checkbox"/>   |
| <b>Front guide bar</b>  |                                       | X319 \$190 <input type="checkbox"/>   | X319 \$190 <input type="checkbox"/>   | X319 \$190 <input type="checkbox"/>   |
| <b>Abductor</b>   |                                       | X355 \$220 <input type="checkbox"/>   | X356 \$230 <input type="checkbox"/>   | X357 \$240 <input type="checkbox"/>   |
| <b>Abductor with adduction straps</b>   |                                       | X365 \$300 <input type="checkbox"/>   | X366 \$310 <input type="checkbox"/>   | X367 \$320 <input type="checkbox"/>   |
| <b>Pelvic harness</b>   | <b>CHOOSE</b> Small                   | X372 \$195 <input type="checkbox"/>   | N/A                                   | N/A                                   |
|   | Medium                                | N/A                                   | X373 \$205 <input type="checkbox"/>   | X373 \$205 <input type="checkbox"/>   |
|   | Large                                 | N/A                                   | X374 \$215 <input type="checkbox"/>   | X374 \$215 <input type="checkbox"/>   |
| <b>Pedal raise kit</b>  |                                       | X344 \$55 <input type="checkbox"/>    | X344 \$55 <input type="checkbox"/>    | X344 \$55 <input type="checkbox"/>    |
| <b>Stationary stand</b>   |                                       | X345 \$110 <input type="checkbox"/>   | X345 \$110 <input type="checkbox"/>   | X345 \$110 <input type="checkbox"/>   |
| <b>Mounting bar</b> (for device holder)   |                                       | X346 \$55 <input type="checkbox"/>    | X346 \$55 <input type="checkbox"/>    | X346 \$55 <input type="checkbox"/>    |
| <b>Front basket</b>   |                                       | X347 \$55 <input type="checkbox"/>    | X347 \$55 <input type="checkbox"/>    | X347 \$55 <input type="checkbox"/>    |
| <b>Outdoor cover</b>  |                                       | X348 \$370 <input type="checkbox"/>   | X358 \$400 <input type="checkbox"/>   | X368 \$400 <input type="checkbox"/>   |

 \* Required **FORM COMPLETED BY:** \_\_\_\_\_ **DATE:** \_\_\_\_\_

*Form should be completed by a physical or occupational therapist*



Small and medium Trikes come in your choice of five colors.




Blue



Red



Teal



Lime




Pink

Large Trikes come in your choice of five colors.



Blue



Red



Teal

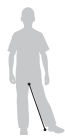


White



Black

## Tricycle dimensions

| User dimensions (inches)  | X320 small                | X330 medium  | X340 large                  |
|---|---------------------------|--|-----------------------------|
| Inside leg length   | 12 – 22                   | 19 – 28  | 25 – 38                     |
|  <p><b>Key user dimension: inside leg length</b><br/>The extended leg should reach from seat to pedal comfortably when both feet and torso are strapped into place.</p> <p><b>Important:</b> User's weight must not exceed the maximum working load. Rifton Tricycles are not intended for clients with strong reflexes or poorly developed trunk balance and head control. Consult your client's therapist before ordering.</p> |                           |  |                             |
|   |                           |  |                             |
| Item dimensions (inches)  | X320 small                | X330 medium  | X340 large                  |
| Overall width   | 25½                       | 27½  | 31½                         |
| Overall length  | 44                        | 53   | 65                          |
| Overall height (at lowest position with wheels/front end removed for transport)   | 21¼                       | 21¼  | 30                          |
| Overall length with no rear handle (wheels and front end removed)   | 36                        | 41   | 49                          |
| Overall length with rear handle (wheels and front end removed)  | 48                        | 51   | 60                          |
| Wheel diameter  | 12                        | 15   | 18                          |
| Seat center to extended pedal   | 12 – 22                   | 19 – 28  | 25 – 36                     |
| Seat to top of trunk support (max. height)  | 16                        | 24   | 24                          |
| Gear ratio  | 1:1                       | 1:1  | 1:1                         |
| Item weight (lb)  | 47                        | 56   | 65                          |
| Adjustment range of laterals  | small trunk support: 6–12 | small trunk support: 6–12<br>large trunk support: 9½–15½ | large trunk support: 9½–15½ |
| Max. working load (lb)  | 125                       | 250  | 310                         |