



# HEALTH ANNUAL STATEMENT

FOR THE YEAR ENDED DECEMBER 31, 2022  
OF THE CONDITION AND AFFAIRS OF THE

## PHP Medicare

NAIC Group Code 3408 3408 NAIC Company Code 16555 Employer's ID Number 83-2766121  
(Current) (Prior)

Organized under the Laws of Michigan, State of Domicile or Port of Entry MI

Country of Domicile United States of America

Licensed as business type: Health Maintenance Organization

Is HMO Federally Qualified? Yes [ ] No [ X ]

Incorporated/Organized 11/01/2018 Commenced Business 04/01/2019

Statutory Home Office 1400 East Michigan Avenue, Lansing, MI, US 48912  
(Street and Number) (City or Town, State, Country and Zip Code)

Main Administrative Office 1400 East Michigan Avenue  
(Street and Number)  
Lansing, MI, US 48912, 517-364-8400  
(City or Town, State, Country and Zip Code) (Area Code) (Telephone Number)

Mail Address 1400 East Michigan Avenue, Lansing, MI, US 48912  
(Street and Number or P.O. Box) (City or Town, State, Country and Zip Code)

Primary Location of Books and Records 1400 East Michigan Avenue  
(Street and Number)  
Lansing, MI, US 48912, 517-364-8400  
(City or Town, State, Country and Zip Code) (Area Code) (Telephone Number)

Internet Website Address www.phpmichigan.com

Statutory Statement Contact Nicole Werner, 517-364-8400  
(Name) (Area Code) (Telephone Number)  
nicole.werner@phpmm.org, 517-364-8407  
(E-mail Address) (FAX Number)

### OFFICERS

President Dennis Jon Reese Treasurer Paula Marie Reichle  
Interim Chief Financial Officer Nicole Louise Werner # Secretary Joseph James Ruth

### OTHER

### DIRECTORS OR TRUSTEES

Dennis Jon Reese Paula Marie Reichle Joseph James Ruth  
Richard Allen Bruner

State of Michigan SS  
County of Ingham

The officers of this reporting entity being duly sworn, each depose and say that they are the described officers of said reporting entity, and that on the reporting period stated above, all of the herein described assets were the absolute property of the said reporting entity, free and clear from any liens or claims thereon, except as herein stated, and that this statement, together with related exhibits, schedules and explanations therein contained, annexed or referred to, is a full and true statement of all the assets and liabilities and of the condition and affairs of the said reporting entity as of the reporting period stated above, and of its income and deductions therefrom for the period ended, and have been completed in accordance with the NAIC Annual Statement Instructions and Accounting Practices and Procedures manual except to the extent that: (1) state law may differ; or, (2) that state rules or regulations require differences in reporting not related to accounting practices and procedures, according to the best of their information, knowledge and belief, respectively. Furthermore, the scope of this attestation by the described officers also includes the related corresponding electronic filing with the NAIC, when required, that is an exact copy (except for formatting differences due to electronic filing) of the enclosed statement. The electronic filing may be requested by various regulators in lieu of or in addition to the enclosed statement.

Dennis J. Reese  
President

Nicole L. Werner  
Interim Chief Financial Officer

Paula M. Reichle  
Treasurer

Subscribed and sworn to before me this \_\_\_\_\_ day of \_\_\_\_\_

- a. Is this an original filing? ..... Yes [ X ] No [ ]  
b. If no,  
1. State the amendment number.....  
2. Date filed .....  
3. Number of pages attached.....

ANNUAL STATEMENT FOR THE YEAR 2022 OF THE PHP Medicare

**EXHIBIT 2 - ACCIDENT AND HEALTH PREMIUMS DUE AND UNPAID**

1 Name of Debtor	2 1 - 30 Days	3 31 - 60 Days	4 61 - 90 Days	5 Over 90 Days	6 Nonadmitted	7 Admitted
0199999 Total individuals.....	82,472	3,930	0	30,641	37,934	79,110
Group Subscribers:						
0299998. Premiums due and unpaid not individually listed	0	0	0	0	0	0
0299999. Total group	0	0	0	0	0	0
0399999. Premiums due and unpaid from Medicare entities	0	0	0	0	0	0
0499999. Premiums due and unpaid from Medicaid entities	0	0	0	0	0	0
.....						
.....						
.....						
.....						
.....						
.....						
.....						
.....						
.....						
.....						
.....						
.....						
.....						
.....						
.....						
.....						
.....						
.....						
.....						
.....						
.....						
.....						
0599999 Accident and health premiums due and unpaid (Page 2, Line 15)	82,472	3,930	0	30,641	37,934	79,110

ANNUAL STATEMENT FOR THE YEAR 2022 OF THE PHP Medicare

**EXHIBIT 3 - HEALTH CARE RECEIVABLES**

1 Name of Debtor	2 1 - 30 Days	3 31 - 60 Days	4 61 - 90 Days	5 Over 90 Days	6 Nonadmitted	7 Admitted
ESI	445,400	445,400	445,400	1,528,172	1,528,172	1,336,199
0199998. Aggregate Pharmaceutical Rebate Receivables Not Individually Listed	0	0	0	0	0	0
0199999. Total Pharmaceutical Rebate Receivables	445,400	445,400	445,400	1,528,172	1,528,172	1,336,199
0299998. Aggregate Claim Overpayment Receivables Not Individually Listed	182,793	252,106	8,961	260,910	704,770	0
0299999. Total Claim Overpayment Receivables	182,793	252,106	8,961	260,910	704,770	0
0399998. Aggregate Loans and Advances to Providers Not Individually Listed	0	0	0	0	0	0
0399999. Total Loans and Advances to Providers	0	0	0	0	0	0
0499998. Aggregate Capitation Arrangement Receivables Not Individually Listed	0	0	0	0	0	0
0499999. Total Capitation Arrangement Receivables	0	0	0	0	0	0
0599998. Aggregate Risk Sharing Receivables Not Individually Listed	0	0	0	0	0	0
0599999. Total Risk Sharing Receivables	0	0	0	0	0	0
Covenant HealthCare	1,695,897	0	0	0	0	1,695,897
0699998. Aggregate Other Health Care Receivables Not Individually Listed	0	0	0	0	0	0
0699999. Total Other Health Care Receivables	1,695,897	0	0	0	0	1,695,897
0799999 Gross health care receivables	2,324,090	697,506	454,361	1,789,082	2,232,942	3,032,096

**EXHIBIT 3A - ANALYSIS OF HEALTH CARE RECEIVABLES COLLECTED AND ACCRUED**

Type of Health Care Receivable	Health Care Receivables Collected or Offset During the Year		Health Care Receivables Accrued as of December 31 of Current Year		5 Health Care Receivables from Prior Years (Columns 1 + 3)	6 Estimated Health Care Receivables Accrued as of December 31 of Prior Year
	1 On Amounts Accrued Prior to January 1 of Current Year	2 On Amounts Accrued During the Year	3 On Amounts Accrued December 31 of Prior Year	4 On Amounts Accrued During the Year		
1. Pharmaceutical rebate receivables .....	3,401,687	8,473,370	52,309	2,812,062	3,453,996	1,673,248
2. Claim overpayment receivables .....	182,753	0	129,208	575,563	311,961	474,422
3. Loans and advances to providers .....	0	0	0	0	0	0
4. Capitation arrangement receivables .....	0	0	0	0	0	0
5. Risk sharing receivables .....	0	0	0	0	0	0
6. Other health care receivables.....	0	0	0	1,695,897	0	1,216,390
7. Totals (Lines 1 through 6)	3,584,440	8,473,370	181,517	5,083,522	3,765,957	3,364,060

Note that the accrued amounts in Columns 3, 4, and 6 are the total health care receivables, not just the admitted portion.

ANNUAL STATEMENT FOR THE YEAR 2022 OF THE PHP Medicare

**EXHIBIT 4 - CLAIMS UNPAID AND INCENTIVE POOL, WITHHOLD AND BONUS (Reported and Unreported)**

**Aging Analysis of Unpaid Claims**

1 Account	2 1 - 30 Days	3 31 - 60 Days	4 61 - 90 Days	5 91 - 120 Days	6 Over 120 Days	7 Total
Claims Unpaid (Reported)						
0199999. Individually listed claims unpaid	0	0	0	0	0	0
0299999. Aggregate accounts not individually listed- uncovered	4,632	0	0	0	0	4,632
0399999. Aggregate accounts not individually listed-covered	44,845	0	0	0	0	44,845
0499999. Subtotals	49,477	0	0	0	0	49,477
0599999. Unreported claims and other claim reserves						6,967,100
0699999. Total amounts withheld						0
0799999. Total claims unpaid						7,016,577
.....						
.....						
.....						
.....						
.....						
.....						
.....						
.....						
.....						
.....						
.....						
.....						
.....						
.....						
.....						
.....						
.....						
0899999 Accrued medical incentive pool and bonus amounts						1,125,412

ANNUAL STATEMENT FOR THE YEAR 2022 OF THE PHP Medicare

**EXHIBIT 5 - AMOUNTS DUE FROM PARENT, SUBSIDIARIES AND AFFILIATES**

1 Name of Affiliate	2 1 - 30 Days	3 31 - 60 Days	4 61 - 90 Days	5 Over 90 Days	6 Nonadmitted	Admitted	
						7 Current	8 Non-Current
Physician's Health Plan	15,300,000	0	0	0	0	15,300,000	0
0199999. Individually listed receivables	15,300,000	0	0	0	0	15,300,000	0
0299999. Receivables not individually listed	0	0	0	0	0	0	0
0399999 Total gross amounts receivable	15,300,000	0	0	0	0	15,300,000	0

## EXHIBIT 6 - AMOUNTS DUE TO PARENT, SUBSIDIARIES AND AFFILIATES

1 Affiliate	2 Description	3 Amount	4 Current	5 Non-Current
Sparrow Health System .....	Intercompany Payable .....	80,801	80,801	0
Physicians Health Plan .....	Intercompany Payable .....	1,097,142	1,097,142	0
0199999. Individually listed payables .....		1,177,943	1,177,943	0
0299999. Payables not individually listed .....		0	0	0
.....	.....			
.....	.....			
.....	.....			
.....	.....			
.....	.....			
.....	.....			
.....	.....			
.....	.....			
.....	.....			
.....	.....			
.....	.....			
.....	.....			
.....	.....			
.....	.....			
.....	.....			
.....	.....			
.....	.....			
.....	.....			
.....	.....			
.....	.....			
.....	.....			
.....	.....			
.....	.....			
.....	.....			
.....	.....			
.....	.....			
.....	.....			
.....	.....			
.....	.....			
.....	.....			
.....	.....			
.....	.....			
.....	.....			
0399999 Total gross payables		1,177,943	1,177,943	0

**EXHIBIT 7 PART 1- SUMMARY OF TRANSACTIONS WITH PROVIDERS**

Payment Method	1 Direct Medical Expense Payment	2 Column 1 as a % of Total Payments	3 Total Members Covered	4 Column 3 as a % of Total Members	5 Column 1 Expenses Paid to Affiliated Providers	6 Column 1 Expenses Paid to Non-Affiliated Providers
<b>Capitation Payments:</b>						
1. Medical groups .....	0	0.0	0	0.0	0	0
2. Intermediaries .....	0	0.0	0	0.0	0	0
3. All other providers .....	0	0.0	0	0.0	0	0
4. Total capitation payments .....	0	0.0	0	0.0	0	0
<b>Other Payments:</b>						
5. Fee-for-service .....	7,568,630	9.3	XXX	XXX	0	7,568,630
6. Contractual fee payments .....	73,273,113	90.1	XXX	XXX	73,273,113	0
7. Bonus/withhold arrangements - fee-for-service .....	0	0.0	XXX	XXX	0	0
8. Bonus/withhold arrangements - contractual fee payments .....	440,411	0.5	XXX	XXX	440,411	0
9. Non-contingent salaries .....	0	0.0	XXX	XXX	0	0
10. Aggregate cost arrangements .....	0	0.0	XXX	XXX	0	0
11. All other payments .....	0	0.0	XXX	XXX	0	0
12. Total other payments .....	81,282,154	100.0	XXX	XXX	73,713,524	7,568,630
13. TOTAL (Line 4 plus Line 12)	81,282,154	100%	XXX	XXX	73,713,524	7,568,630

**EXHIBIT 7 - PART 2 - SUMMARY OF TRANSACTIONS WITH INTERMEDIARIES**

1 NAIC Code	2 Name of Intermediary	3 Capitation Paid	4 Average Monthly Capitation	5 Intermediary's Total Adjusted Capital	6 Intermediary's Authorized Control Level RBC
<b>NONE</b>					
9999999 Totals			XXX	XXX	XXX



Exhibit 8 - Furniture and Equipment Owned

**N O N E**



ANNUAL STATEMENT FOR THE YEAR 2022 OF THE PHP Medicare

**EXHIBIT OF PREMIUMS, ENROLLMENT AND UTILIZATION (a)**

REPORT FOR: 1. CORPORATION

PHP Medicare

2. Lansing, MI

NAIC Group Code	3408		BUSINESS IN THE STATE OF Michigan							DURING THE YEAR 2022					(LOCATION) NAIC Company Code 16555				
	1 Total	Comprehensive (Hospital & Medical)		4 Medicare Supplement	5 Vision Only	6 Dental Only	7 Federal Employees Health Benefits Plan	8 Title XVIII Medicare	9 Title XIX Medicaid	10 Credit A&H	11 Disability Income	12 Long-Term Care	13 Other Health	14 Other Non-Health					
		2 Individual	3 Group																
<b>Total Members at end of:</b>																			
1. Prior Year .....	5,507	0	0	0	0	0	0	5,507	0	0	0	0	0	0					
2. First Quarter .....	7,167	0	0	0	0	0	0	7,167	0	0	0	0	0	0					
3. Second Quarter .....	7,261	0	0	0	0	0	0	7,261	0	0	0	0	0	0					
4. Third Quarter .....	7,437	0	0	0	0	0	0	7,437	0	0	0	0	0	0					
5. Current Year	7,543	0	0	0	0	0	0	7,543	0	0	0	0	0	0					
6. Current Year Member Months	87,783	0	0	0	0	0	0	87,783	0	0	0	0	0	0					
<b>Total Member Ambulatory Encounters for Year:</b>																			
7. Physician .....	66,465	0	0	0	0	0	0	66,465	0	0	0	0	0	0					
8. Non-Physician .....	38,743	0	0	0	0	0	0	38,743	0	0	0	0	0	0					
9. Total	105,208	0	0	0	0	0	0	105,208	0	0	0	0	0	0					
10. Hospital Patient Days Incurred	6,093	0	0	0	0	0	0	6,093	0	0	0	0	0	0					
11. Number of Inpatient Admissions	1,015	0	0	0	0	0	0	1,015	0	0	0	0	0	0					
12. Health Premiums Written (b) .....	75,121,089	0	0	0	0	0	0	75,121,089	0	0	0	0	0	0					
13. Life Premiums Direct .....	0	0	0	0	0	0	0	0	0	0	0	0	0	0					
14. Property/Casualty Premiums Written .....	0	0	0	0	0	0	0	0	0	0	0	0	0	0					
15. Health Premiums Earned .....	75,121,089	0	0	0	0	0	0	75,121,089	0	0	0	0	0	0					
16. Property/Casualty Premiums Earned	0	0	0	0	0	0	0	0	0	0	0	0	0	0					
17. Amount Paid for Provision of Health Care Services .....	81,282,154	0	0	0	0	0	0	81,282,154	0	0	0	0	0	0					
18. Amount Incurred for Provision of Health Care Services	69,558,774	0	0	0	0	0	0	69,558,774	0	0	0	0	0	0					

(a) For health business: number of persons insured under PPO managed care products .....0 and number of persons insured under indemnity only products .....0 .

(b) For health premiums written: amount of Medicare Title XVIII exempt from state taxes or fees \$ .....0

30 MI



ANNUAL STATEMENT FOR THE YEAR 2022 OF THE PHP Medicare

**EXHIBIT OF PREMIUMS, ENROLLMENT AND UTILIZATION (a)**

REPORT FOR: 1. CORPORATION

PHP Medicare

2. Lansing, MI

NAIC Group Code	3408	BUSINESS IN THE STATE OF		Grand Total	DURING THE YEAR									(LOCATION)			
		1			4	5	6	7	8	9	10	11	12	13	14		
		2	3													2022	NAIC Company Code
	Total	Individual	Group	Medicare Supplement	Vision Only	Dental Only	Federal Employees Health Benefits Plan	Title XVIII Medicare	Title XIX Medicaid	Credit A&H	Disability Income	Long-Term Care	Other Health	Other Non-Health			
<b>Total Members at end of:</b>																	
1. Prior Year	5,507	0	0	0	0	0	0	5,507	0	0	0	0	0	0			
2. First Quarter	7,167	0	0	0	0	0	0	7,167	0	0	0	0	0	0			
3. Second Quarter	7,261	0	0	0	0	0	0	7,261	0	0	0	0	0	0			
4. Third Quarter	7,437	0	0	0	0	0	0	7,437	0	0	0	0	0	0			
5. Current Year	7,543	0	0	0	0	0	0	7,543	0	0	0	0	0	0			
6. Current Year Member Months	87,783	0	0	0	0	0	0	87,783	0	0	0	0	0	0			
<b>Total Member Ambulatory Encounters for Year:</b>																	
7. Physician	66,465	0	0	0	0	0	0	66,465	0	0	0	0	0	0			
8. Non-Physician	38,743	0	0	0	0	0	0	38,743	0	0	0	0	0	0			
9. Total	105,208	0	0	0	0	0	0	105,208	0	0	0	0	0	0			
10. Hospital Patient Days Incurred	6,093	0	0	0	0	0	0	6,093	0	0	0	0	0	0			
11. Number of Inpatient Admissions	1,015	0	0	0	0	0	0	1,015	0	0	0	0	0	0			
12. Health Premiums Written (b)	75,121,089	0	0	0	0	0	0	75,121,089	0	0	0	0	0	0			
13. Life Premiums Direct	0	0	0	0	0	0	0	0	0	0	0	0	0	0			
14. Property/Casualty Premiums Written	0	0	0	0	0	0	0	0	0	0	0	0	0	0			
15. Health Premiums Earned	75,121,089	0	0	0	0	0	0	75,121,089	0	0	0	0	0	0			
16. Property/Casualty Premiums Earned	0	0	0	0	0	0	0	0	0	0	0	0	0	0			
17. Amount Paid for Provision of Health Care Services	81,282,154	0	0	0	0	0	0	81,282,154	0	0	0	0	0	0			
18. Amount Incurred for Provision of Health Care Services	69,558,774	0	0	0	0	0	0	69,558,774	0	0	0	0	0	0			

(a) For health business: number of persons insured under PPO managed care products .....0 and number of persons insured under indemnity only products .....0 .

(b) For health premiums written: amount of Medicare Title XVIII exempt from state taxes or fees \$ .....0

30 GT

Schedule S - Part 1 - Section 2

**NONE**

Schedule S - Part 2

**NONE**

ANNUAL STATEMENT FOR THE YEAR 2022 OF THE PHP Medicare

**SCHEDULE S - PART 3 - SECTION 2**

Reinsurance Ceded Accident and Health Insurance Listed by Reinsuring Company as of December 31, Current Year

1 NAIC Company Code	2 ID Number	3 Effective Date	4 Name of Company	5 Domi- ciliary Juris- diction	6 Type of Reinsurance Ceded	7 Type of Business Ceded	8 Premiums	9 Unearned Premiums (Estimated)	10 Reserve Credit Taken Other than for Unearned Premiums	Outstanding Surplus Relief		13 Modified Coinsurance Reserve	14 Funds Withheld Under Coinsurance
										11 Current Year	12 Prior Year		
0399999			Total General Account - Authorized U.S. Affiliates				0	0	0	0	0	0	0
0699999			Total General Account - Authorized Non-U.S. Affiliates				0	0	0	0	0	0	0
0799999			Total General Account - Authorized Affiliates				0	0	0	0	0	0	0
23680	47-0698507	01/01/2022	Odyssey Reinsurance Company	CT	ASL/I	CIM	786,412	0	0	0	0	0	0
0899999			General Account - Authorized U.S. Non-Affiliates				786,412	0	0	0	0	0	0
1099999			Total General Account - Authorized Non-Affiliates				786,412	0	0	0	0	0	0
1199999			Total General Account Authorized				786,412	0	0	0	0	0	0
1499999			Total General Account - Unauthorized U.S. Affiliates				0	0	0	0	0	0	0
1799999			Total General Account - Unauthorized Non-U.S. Affiliates				0	0	0	0	0	0	0
1899999			Total General Account - Unauthorized Affiliates				0	0	0	0	0	0	0
2199999			Total General Account - Unauthorized Non-Affiliates				0	0	0	0	0	0	0
2299999			Total General Account Unauthorized				0	0	0	0	0	0	0
2599999			Total General Account - Certified U.S. Affiliates				0	0	0	0	0	0	0
2899999			Total General Account - Certified Non-U.S. Affiliates				0	0	0	0	0	0	0
2999999			Total General Account - Certified Affiliates				0	0	0	0	0	0	0
3299999			Total General Account - Certified Non-Affiliates				0	0	0	0	0	0	0
3399999			Total General Account Certified				0	0	0	0	0	0	0
3699999			Total General Account - Reciprocal Jurisdiction U.S. Affiliates				0	0	0	0	0	0	0
3999999			Total General Account - Reciprocal Jurisdiction Non-U.S. Affiliates				0	0	0	0	0	0	0
4099999			Total General Account - Reciprocal Jurisdiction Affiliates				0	0	0	0	0	0	0
4399999			Total General Account - Reciprocal Jurisdiction Non-Affiliates				0	0	0	0	0	0	0
4499999			Total General Account Reciprocal Jurisdiction				0	0	0	0	0	0	0
4599999			Total General Account Authorized, Unauthorized, Reciprocal Jurisdiction and Certified				786,412	0	0	0	0	0	0
4899999			Total Separate Accounts - Authorized U.S. Affiliates				0	0	0	0	0	0	0
5199999			Total Separate Accounts - Authorized Non-U.S. Affiliates				0	0	0	0	0	0	0
5299999			Total Separate Accounts - Authorized Affiliates				0	0	0	0	0	0	0
5599999			Total Separate Accounts - Authorized Non-Affiliates				0	0	0	0	0	0	0
5699999			Total Separate Accounts Authorized				0	0	0	0	0	0	0
5999999			Total Separate Accounts - Unauthorized U.S. Affiliates				0	0	0	0	0	0	0
6299999			Total Separate Accounts - Unauthorized Non-U.S. Affiliates				0	0	0	0	0	0	0
6399999			Total Separate Accounts - Unauthorized Affiliates				0	0	0	0	0	0	0
6699999			Total Separate Accounts - Unauthorized Non-Affiliates				0	0	0	0	0	0	0
6799999			Total Separate Accounts Unauthorized				0	0	0	0	0	0	0
7099999			Total Separate Accounts - Certified U.S. Affiliates				0	0	0	0	0	0	0
7399999			Total Separate Accounts - Certified Non-U.S. Affiliates				0	0	0	0	0	0	0
7499999			Total Separate Accounts - Certified Affiliates				0	0	0	0	0	0	0
7799999			Total Separate Accounts - Certified Non-Affiliates				0	0	0	0	0	0	0
7899999			Total Separate Accounts Certified				0	0	0	0	0	0	0
8199999			Total Separate Accounts - Reciprocal Jurisdiction U.S. Affiliates				0	0	0	0	0	0	0
8499999			Total Separate Accounts - Reciprocal Jurisdiction Non-U.S. Affiliates				0	0	0	0	0	0	0
8599999			Total Separate Accounts - Reciprocal Jurisdiction Affiliates				0	0	0	0	0	0	0
8899999			Total Separate Accounts - Reciprocal Jurisdiction Non-Affiliates				0	0	0	0	0	0	0
8999999			Total Separate Accounts Reciprocal Jurisdiction				0	0	0	0	0	0	0
9099999			Total Separate Accounts Authorized, Unauthorized, Reciprocal Jurisdiction and Certified				0	0	0	0	0	0	0
9199999			Total U.S. (Sum of 0399999, 0899999, 1499999, 1999999, 2599999, 3099999, 3699999, 4199999, 4899999, 5399999, 5999999, 6499999, 7099999, 7599999, 8199999 and 8699999)				786,412	0	0	0	0	0	0
9299999			Total Non-U.S. (Sum of 0699999, 0999999, 1799999, 2099999, 2899999, 3199999, 3999999, 4299999, 5199999, 5499999, 6299999, 6599999, 7399999, 7699999, 8499999 and 8799999)				0	0	0	0	0	0	0
9999999			Totals				786,412	0	0	0	0	0	0

Schedule S - Part 4

**NONE**

Schedule S - Part 4 - Bank Footnote

**NONE**

Schedule S - Part 5

**NONE**

Schedule S - Part 5 - Bank Footnote

**NONE**

ANNUAL STATEMENT FOR THE YEAR 2022 OF THE PHP Medicare

**SCHEDULE S - PART 6**

Five Year Exhibit of Reinsurance Ceded Business (\$000 Omitted)

	1 2022	2 2021	3 2020	4 2019	5 2018
<b>A. OPERATIONS ITEMS</b>					
1. Premiums .....	0	0	0	0	0
2. Title XVIII - Medicare .....	786	440	104	0	0
3. Title XIX - Medicaid .....	0	0	0	0	0
4. Commissions and reinsurance expense allowance .....	0	0	0	0	0
5. Total hospital and medical expenses .....	0	0	0	0	0
<b>B. BALANCE SHEET ITEMS</b>					
6. Premiums receivable .....	0	0	0	0	0
7. Claims payable .....	0	0	0	0	0
8. Reinsurance recoverable on paid losses .....	0	183	418	0	0
9. Experience rating refunds due or unpaid .....	0	0	0	0	0
10. Commissions and reinsurance expense allowances due .....	0	0	0	0	0
11. Unauthorized reinsurance offset .....	0	0	0	0	0
12. Offset for reinsurance with Certified Reinsurers .....	0	0	0	0	0
<b>C. UNAUTHORIZED REINSURANCE (DEPOSITS BY AND FUNDS WITHHELD FROM)</b>					
13. Funds deposited by and withheld from (F) .....	0	0	0	0	0
14. Letters of credit (L) .....	0	0	0	0	0
15. Trust agreements (T) .....	0	0	0	0	0
16. Other (O) .....	0	0	0	0	0
<b>D. REINSURANCE WITH CERTIFIED REINSURERS (DEPOSITS BY AND FUNDS WITHHELD FROM)</b>					
17. Multiple Beneficiary Trust .....	0	0	0	0	0
18. Funds deposited by and withheld from (F) .....	0	0	0	0	0
19. Letters of credit (L) .....	0	0	0	0	0
20. Trust agreements (T) .....	0	0	0	0	0
21. Other (O) .....	0	0	0	0	0

ANNUAL STATEMENT FOR THE YEAR 2022 OF THE PHP Medicare

**SCHEDULE S - PART 7**

Restatement of Balance Sheet to Identify Net Credit For Ceded Reinsurance

	1 As Reported (net of ceded)	2 Restatement Adjustments	3 Restated (gross of ceded)
<b>ASSETS (Page 2, Col. 3)</b>			
1. Cash and invested assets (Line 12) .....	5,560,380	0	5,560,380
2. Accident and health premiums due and unpaid (Line 15) .....	426,366	0	426,366
3. Amounts recoverable from reinsurers (Line 16.1) .....	0	0	0
4. Net credit for ceded reinsurance .....	XXX	0	0
5. All other admitted assets (Balance) .....	20,764,163	0	20,764,163
6. Total assets (Line 28)	26,750,908	0	26,750,908
<b>LIABILITIES, CAPITAL AND SURPLUS (Page 3)</b>			
7. Claims unpaid (Line 1) .....	7,016,577	0	7,016,577
8. Accrued medical incentive pool and bonus payments (Line 2) .....	1,125,412	0	1,125,412
9. Premiums received in advance (Line 8) .....	78,456	0	78,456
10. Funds held under reinsurance treaties with authorized and unauthorized reinsurers (Line 19 first inset amount plus second inset amount) .....	0	0	0
11. Reinsurance in unauthorized companies (Line 20 minus inset amount) .....	0	0	0
12. Reinsurance with Certified Reinsurers (Line 20 inset amount) .....	0	0	0
13. Funds held under reinsurance treaties with Certified Reinsurers (Line 19 third inset amount) .....	0	0	0
14. All other liabilities (Balance) .....	6,231,571	0	6,231,571
15. Total liabilities (Line 24) .....	14,452,016	0	14,452,016
16. Total capital and surplus (Line 33) .....	12,298,892	XXX	12,298,892
17. Total liabilities, capital and surplus (Line 34)	26,750,908	0	26,750,908
<b>NET CREDIT FOR CEDED REINSURANCE</b>			
18. Claims unpaid .....	0		
19. Accrued medical incentive pool .....	0		
20. Premiums received in advance .....	0		
21. Reinsurance recoverable on paid losses .....	0		
22. Other ceded reinsurance recoverables .....	0		
23. Total ceded reinsurance recoverables .....	0		
24. Premiums receivable .....	0		
25. Funds held under reinsurance treaties with authorized and unauthorized reinsurers .....	0		
26. Unauthorized reinsurance .....	0		
27. Reinsurance with Certified Reinsurers .....	0		
28. Funds held under reinsurance treaties with Certified Reinsurers .....	0		
29. Other ceded reinsurance payables/offsets .....	0		
30. Total ceded reinsurance payables/offsets .....	0		
31. Total net credit for ceded reinsurance	0		



Schedule T - Part 2 - Interstate Compact

**N O N E**

ANNUAL STATEMENT FOR THE YEAR 2022 OF THE PHP Medicare

**SCHEDULE Y**

**PART 1A - DETAIL OF INSURANCE HOLDING COMPANY SYSTEM**

1	2	3	4	5	6	7	8	9	10	11	12	13	14	15	16
Group Code	Group Name	NAIC Company Code	ID Number	Federal RSSD	CIK	Name of Securities Exchange if Publicly Traded (U.S. or International)	Names of Parent, Subsidiaries Or Affiliates	Domi-ciliary Loca-tion	Relation-ship to Reporting Entity	Directly Controlled by (Name of Entity/Person)	Type of Control (Ownership, Board, Management, Attorney-in-Fact, Influence, Other)	If Control is Ownership Provide Percen-tage	Ultimate Controlling Entity(ies)/Person(s)	Is an SCA Filing Re-quired? (Yes/No)	*
			38-2542859	0	0		SPARROW HEALTH SYSTEM	MI	UIP		Board of Directors	0.000			
			38-1490180	0	0		SPARROW CARSON HOSPITAL	MI	NIA	SPARROW HEALTH SYSTEM	Ownership	100.000	SPARROW HEALTH SYSTEM	NO	
			38-3218134	0	0		SPARROW IONIA HOSPITAL	MI	NIA	SPARROW HEALTH SYSTEM	Ownership	100.000	SPARROW HEALTH SYSTEM	NO	
			46-4526659	0	0		SPARROW CARE NETWORK, LLC	MI	NIA	SPARROW HEALTH SYSTEM	Ownership	100.000	SPARROW HEALTH SYSTEM	NO	
			38-6100687	0	0		SPARROW FOUNDATION	MI	NIA	SPARROW HEALTH SYSTEM	Ownership	100.000	SPARROW HEALTH SYSTEM	NO	
			38-2594856	0	0		PHYSICIANS HEALTH NETWORK	MI	NIA	SPARROW HEALTH SYSTEM	Ownership	100.000	SPARROW HEALTH SYSTEM	NO	
			38-2543305	0	0		SPARROW COMMUNITY CARE	MI	NIA	SPARROW HEALTH SYSTEM	Ownership	100.000	SPARROW HEALTH SYSTEM	NO	
			14-1885340	0	0		SPARROW SPECIALTY HOSPITAL	MI	NIA	SPARROW HEALTH SYSTEM	Ownership	100.000	SPARROW HEALTH SYSTEM	NO	
			38-1358172	0	0		SPARROW CLINTON HOSPITAL	MI	NIA	SPARROW HEALTH SYSTEM	Ownership	100.000	SPARROW HEALTH SYSTEM	NO	
			38-1360584	0	0		EW SPARROW HOSPITAL ASSOCIATION	MI	NIA	SPARROW HEALTH SYSTEM	Ownership	100.000	SPARROW HEALTH SYSTEM	NO	
			38-2595963	0	0		SPARROW DEVELOPMENT, INC	MI	NIA	SPARROW HEALTH SYSTEM	Ownership	100.000	SPARROW HEALTH SYSTEM	NO	
			38-3075242	0	0		SPARROW CLINICAL RESEARCH INSTITUTE	MI	NIA	SPARROW HEALTH SYSTEM	Ownership	100.000	SPARROW HEALTH SYSTEM	NO	
			38-2886420	0	0		EAST LANSING ATHLETIC CLUB	MI	NIA	SPARROW DEVELOPMENT, INC	Ownership	100.000	SPARROW HEALTH SYSTEM	NO	
3408	PHYSICIANS HEALTH PLAN OF MID MI	95849	38-2356288	0	0		PHYSICIANS HEALTH PLAN	MI	UDP	PHP HOLDINGS LLC	Ownership	100.000	SPARROW HEALTH SYSTEM	NO	
3408	PHYSICIANS HEALTH PLAN OF MID MI	12816	20-5565219	0	0		PHP INSURANCE COMPANY	MI	IA	PHYSICIANS HEALTH PLAN	Ownership	100.000	SPARROW HEALTH SYSTEM	NO	
			38-3344741	0	0		PHP SERVICE COMPANY	MI	NIA	PHYSICIANS HEALTH PLAN	Ownership	100.000	SPARROW HEALTH SYSTEM	YES	
3408	PHYSICIANS HEALTH PLAN OF MID MI	16555	83-2766121	0	0		PHP MEDICARE	MI	RE	PHYSICIANS HEALTH PLAN	Ownership	100.000	SPARROW HEALTH SYSTEM	NO	
			83-3965697	0	0		PHP HOLDINGS LLC	MI	UIP	SPARROW HEALTH SYSTEM	Ownership	65.000	SPARROW HEALTH SYSTEM	NO	

Asterisk	Explanation

ANNUAL STATEMENT FOR THE YEAR 2022 OF THE PHP Medicare

**SCHEDULE Y**

**PART 2 - SUMMARY OF INSURER'S TRANSACTIONS WITH ANY AFFILIATES**

1 NAIC Company Code	2 ID Number	3 Names of Insurers and Parent, Subsidiaries or Affiliates	4 Shareholder Dividends	5 Capital Contributions	6 Purchases, Sales or Exchanges of Loans, Securities, Real Estate, Mortgage Loans or Other Investments	7 Income/ (Disbursements) Incurred in Connection with Guarantees or Undertakings for the Benefit of any Affiliate(s)	8 Management Agreements and Service Contracts	9 Income/ (Disbursements) Incurred Under Reinsurance Agreements	10 *	11 Any Other Material Activity Not in the Ordinary Course of the Insurer's Business	12 Totals	13 Reinsurance Recoverable/ (Payable) on Losses and/or Reserve Credit Taken/(Liability)
	38-2594856	Physicians Health Network	0	8,500,000	0	0	142,193,272	0		0	150,693,272	0
	83-3965697	PHP Holdings	0	(15,500,000)	0	0	0	0		0	(15,500,000)	0
95849	38-2356288	Physicians Health Plan	5,500,000	(8,300,000)	0	0	(145,708,806)	0		0	(148,508,806)	0
	38-3344741	PHP Service Company	0	0	0	0	(6,320,884)	0		0	(6,320,884)	0
12816	20-5565219	PHP Insurance Company	(5,500,000)	0	0	0	(2,666,129)	0		0	(8,166,129)	0
	38-1360584	Sparrow Health System	0	0	0	0	14,261,305	0		0	14,261,305	0
16555	83-2766121	PHP Medicare	0	15,300,000	0	0	(1,758,758)	0		0	13,541,242	0
<b>9999999 Control Totals</b>			<b>0</b>	<b>0</b>	<b>0</b>	<b>0</b>	<b>0</b>	<b>0</b>	<b>XXX</b>	<b>0</b>	<b>0</b>	<b>0</b>



ANNUAL STATEMENT FOR THE YEAR 2022 OF THE PHP Medicare  
**SUPPLEMENTAL EXHIBITS AND SCHEDULES INTERROGATORIES**

**REQUIRED FILINGS**

The following supplemental reports are required to be filed as part of your statement filing unless specifically waived by the domiciliary state. However, in the event that your domiciliary state waives the filing requirement, your response of WAIVED to the specific interrogatory will be accepted in lieu of filing a "NONE" report and a bar code will be printed below. If the supplement is required of your company but is not being filed for whatever reason enter SEE EXPLANATION and provide an explanation following the interrogatory questions.










	Responses
<b>MARCH FILING</b>	
1. Will the Supplemental Compensation Exhibit be filed with the state of domicile by March 1? .....	YES
2. Will an actuarial opinion be filed by March 1? .....	YES
3. Will the confidential Risk-based Capital Report be filed with the NAIC by March 1?.....	YES
4. Will the confidential Risk-based Capital Report be filed with the state of domicile, if required, by March 1? .....	YES
<b>APRIL FILING</b>	
5. Will Management's Discussion and Analysis be filed by April 1? .....	YES
6. Will the Supplemental Investment Risks Interrogatories be filed by April 1? .....	YES
7. Will the Accident and Health Policy Experience Exhibit be filed by April 1? .....	YES
<b>JUNE FILING</b>	
8. Will an audited financial report be filed by June 1? .....	YES
9. Will Accountant's Letter of Qualifications be filed with the state of domicile and electronically with the NAIC by June 1? .....	YES

**SUPPLEMENTAL FILINGS**

The following supplemental reports are required to be filed as part of your annual statement filing **if your company is engaged in the type of business covered by the supplement. However, in the event that your company does not transact the type of business for which the special report must be filed, your response of NO to the specific interrogatory will be accepted in lieu of filing a "NONE" report and a bar code will be printed below.** If the supplement is required of your company but is not being filed for whatever reason enter SEE EXPLANATION and provide an explanation following the interrogatory questions.

<b>MARCH FILING</b>	
10. Will the Medicare Supplement Insurance Experience Exhibit be filed with the state of domicile and the NAIC by March 1? .....	YES
11. Will the Supplemental Life data due March 1 be filed with the state of domicile and the NAIC? .....	NO
12. Will Schedule SIS (Stockholder Information Supplement) be filed with the state of domicile by March 1?.....	NO
13. Will the actuarial opinion on participating and non-participating policies as required in Interrogatories 1 and 2 on Exhibit 5 to Life Supplement be filed with the state of domicile and electronically with the NAIC by March 1?.....	NO
14. Will the actuarial opinion on non-guaranteed elements as required in Interrogatory 3 to Exhibit 5 to Life Supplement be filed with the state of domicile and electronically with the NAIC by March 1?.....	NO
15. Will the Medicare Part D Coverage Supplement be filed with the state of domicile and the NAIC by March 1?.....	NO
16. Will an approval from the reporting entity's state of domicile for relief related to the five-year rotation requirement for lead audit partner be filed electronically with the NAIC by March 1? .....	NO
17. Will an approval from the reporting entity's state of domicile for relief related to the one-year cooling off period for independent CPA be filed electronically with the NAIC by March 1? .....	NO
18. Will an approval from the reporting entity's state of domicile for relief related to the Requirements for Audit Committees be filed electronically with the NAIC by March 1? .....	NO
<b>APRIL FILING</b>	
19. Will the Long-Term Care Experience Reporting Forms be filed with the state of domicile and the NAIC by April 1? .....	NO
20. Will the Supplemental Life data due April 1 be filed with the state of domicile and the NAIC? .....	NO
21. Will the Supplemental Health Care Exhibit (Parts 1, 2 and 3) be filed with the state of domicile and the NAIC by April 1? .....	YES
22. Will the regulator only (non-public) Supplemental Health Care Exhibit's Expense Allocation Report be filed with the state of domicile and the NAIC by April 1? .....	YES
23. Will the Life, Health & Annuity Guaranty Association Assessable Premium Exhibit - Parts 1 and 2 be filed with the state of domicile and the NAIC by April 1? .....	NO
<b>AUGUST FILING</b>	
24. Will Management's Report of Internal Control Over Financial Reporting be filed with the state of domicile by August 1? .....	YES
11. Explanations:	
12.	
13.	
14.	
15.	
16.	
17.	
18.	
19.	
20.	
23.	

Bar Codes:

11. Life Supplement [Document Identifier 205]	
12. SIS Stockholder Information Supplement [Document Identifier 420]	
13. Participating Opinion for Exhibit 5 [Document Identifier 371]	
14. Non-Guaranteed Opinion for Exhibit 5 [Document Identifier 370]	
15. Medicare Part D Coverage Supplement [Document Identifier 365]	
16. Relief from the five-year rotation requirement for lead audit partner [Document Identifier 224]	
17. Relief from the one-year cooling off period for independent CPA [Document Identifier 225]	
18. Relief from the Requirements for Audit Committees [Document Identifier 226]	
19. Long-Term Care Experience Reporting Forms [Document Identifier 306]	

# SUPPLEMENTAL EXHIBITS AND SCHEDULES INTERROGATORIES

20. Life Supplement [Document Identifier 211]



23. Life, Health & Annuity Guaranty Association Assessable Premium Exhibit -  
Parts 1 and 2 [Document Identifier 290]





SUPPLEMENT FOR THE YEAR 2022 OF THE PHP Medicare
MEDICARE SUPPLEMENT INSURANCE EXPERIENCE EXHIBIT

For The Year Ended December 31, 2022
(To Be Filed by March 1)

FOR THE STATE OF
NAIC Group Code
NAIC Company Code
ADDRESS (City, State and Zip Code)
Person Completing This Exhibit
Title
Telephone Number

NONE

Table with 18 columns: 1 Compliance with OBRA, 2 Policy Form Number, 3 Standardized Medicare Supplement Benefit Plan, 4 Medicare Select, 5 Plan Characteristics, 6 Date Approved, 7 Date Approval Withdrawn, 8 Date Last Amended, 9 Date Closed, 10 Policy Marketing Trade Name, 11 Premiums Earned, 12 Amount, 13 Percent of Premiums Earned, 14 Number of Covered Lives, 15 Premiums Earned, 16 Amount, 17 Percent of Premiums Earned, 18 Number of Covered Lives. Includes sub-headers for 'Policies Issued Through 2019' and 'Policies Issued in 2020; 2021; 2022'.

NONE

- 1. If response in Column 1 is no, give full and complete details
2. Claims address and contact person provided to the Secretary of Health and Human Services as required by 42 U.S.C. 1395ss... for this State.
2.1 Address:
2.2 Contact Person and Phone Number:
3. Billing address and contact person for user fees established under 41 U.S.C. 1395u(h)(3)(B).
3.1 Address:
3.2 Contact Person and Phone Number:
4. Explain any policies identified above as policy type "O".