



QUARTERLY STATEMENT
AS OF JUNE 30, 2023
OF THE CONDITION AND AFFAIRS OF THE
ALIGN SENIOR CARE MI, LLC

NAIC Group Code 4950 4950 NAIC Company Code 16580 Employer's ID Number 83-4016126
Organized under the Laws of MI State of Domicile or Port of Entry MI
Country of Domicile US
Licensed as business type: Health Maintenance Organization Is HMO Federally Qualified?
Incorporated/Organized 01/08/2019 Commenced Business 01/01/2020
Statutory Home Office 400 Renaissance Center Detroit, MI, US 48243
Main Administrative Office 10900 Nuckols Road STE 110 Glen Allen, VA, US 23060 804-396-6412
Mail Address 10900 Nuckols Road STE 110 Glen Allen, VA, US 23060 804-220-6171
Primary Location of Books and Records 10900 Nuckols Road STE 110 Glen Allen, VA, US 23060 804-220-6171
Internet Website Address N/A
Statutory Statement Contact Robert Ragland 804-220-6171
regulatoryaccounting@allyalign.com 804-241-1577

OFFICERS

Jeremy Stephen Dressen, Chief Operating Officer Robert Grayson Ragland, Treasurer and Chief Financial Officer
Amy Elizabeth Kaszak, President and Chief Executive Officer Laura Manchester, Secretary

DIRECTORS OR TRUSTEES

Jeremy Stephen Dressen Mark Francis Price
Cheryl Corte Cora Louise Case
Amy Elizabeth Kaszak

State of Virginia
County of Henrico SS

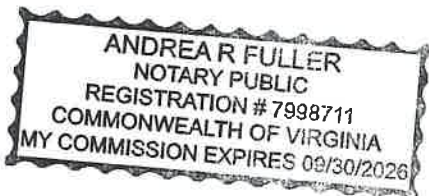
The officers of this reporting entity being duly sworn, each depose and say that they are the described officers of said reporting entity, and that on the reporting period stated above, all of the herein described assets were the absolute property of the said reporting entity, free and clear from any liens or claims thereon, except as herein stated, and that this statement, together with related exhibits, schedules and explanations therein contained, annexed or referred to, is a full and true statement of all the assets and liabilities and of the condition and affairs of the said reporting entity as of the reporting period stated above, and of its income and deductions therefrom for the period ended, and have been completed in accordance with the NAIC Annual Statement Instructions and Accounting Practices and Procedures manual except to the extent that: (1) state law may differ; or, (2) that state rules or regulations require differences in reporting not related to accounting practices and procedures, according to the best of their information, knowledge and belief, respectively. Furthermore, the scope of this attestation by the described officers also includes the related corresponding electronic filing with the NAIC, when required, that is an exact copy (except for formatting differences due to electronic filing) of the enclosed statement. The electronic filing may be requested by various regulators in lieu of or in addition to the enclosed statement.

Handwritten signatures and names of Jeremy Stephen Dressen, Amy Elizabeth Kaszak, and Robert Grayson Ragland with their respective titles.

Subscribed and sworn to before me
this 12th day of

July 2023
Handwritten signature of the notary public.

- a. Is this an original filing? Yes
b. If no:
1. State the amendment number:
2. Date filed:
3. Number of pages attached:





HEALTH COMPANIES – ASSOCIATION EDITION

QUARTERLY STATEMENT
AS OF JUNE 30, 2023
OF THE CONDITION AND AFFAIRS OF THE
ALIGN SENIOR CARE MI, LLC

NAIC Group Code 4950 4950 NAIC Company Code 16580 Employer's ID Number 83-4016126
Organized under the Laws of MI State of Domicile or Port of Entry MI
Country of Domicile US
Licensed as business type: Health Maintenance Organization Is HMO Federally Qualified?
Incorporated/Organized 01/08/2019 Commenced Business 01/01/2020
Statutory Home Office 400 Renaissance Center Detroit, MI, US 48243
Main Administrative Office 10900 Nuckols Road STE 110
Glen Allen, VA, US 23060 804-396-6412
(Telephone Number)
Mail Address 10900 Nuckols Road STE 110 Glen Allen, VA, US 23060
Primary Location of Books and
Records 10900 Nuckols Road STE 110
Glen Allen, VA, US 23060 804-220-6171
(Telephone Number)
Internet Website Address N/A
Statutory Statement Contact Robert Ragland 804-220-6171
(Telephone Number)
regulatoryaccounting@allyalign.com 804-241-1577
(E-Mail Address) (Fax Number)

OFFICERS

Jeremy Stephen Dressen, Chief Operating Officer Robert Grayson Ragland, Treasurer and Chief Financial Officer
Amy Elizabeth Kaszak, President and Chief Executive Officer Laura Manchester, Secretary

DIRECTORS OR TRUSTEES

Jeremy Stephen Dressen Mark Francis Price
Cheryl Corte Cora Louise Case
Amy Elizabeth Kaszak

State of Virginia Texas
County of Henrico Montgomery SS

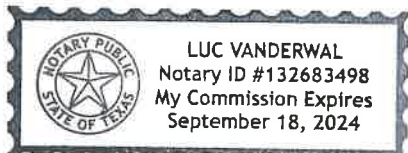
The officers of this reporting entity being duly sworn, each depose and say that they are the described officers of said reporting entity, and that on the reporting period stated above, all of the herein described assets were the absolute property of the said reporting entity, free and clear from any liens or claims thereon, except as herein stated, and that this statement, together with related exhibits, schedules and explanations therein contained, annexed or referred to, is a full and true statement of all the assets and liabilities and of the condition and affairs of the said reporting entity as of the reporting period stated above, and of its income and deductions therefrom for the period ended, and have been completed in accordance with the NAIC Annual Statement Instructions and Accounting Practices and Procedures manual except to the extent that: (1) state law may differ; or, (2) that state rules or regulations require differences in reporting not related to accounting practices and procedures, according to the best of their information, knowledge and belief, respectively. Furthermore, the scope of this attestation by the described officers also includes the related corresponding electronic filing with the NAIC, when required, that is an exact copy (except for formatting differences due to electronic filing) of the enclosed statement. The electronic filing may be requested by various regulators in lieu of or in addition to the enclosed statement.

X N/A x Amy Kaszak x N/A
Jeremy Stephen Dressen Amy Elizabeth Kaszak Robert Grayson Ragland
Chief Operating Officer President and Chief Executive Officer Treasurer and Chief Financial Officer

Subscribed and sworn to before me
this 1 day of

Aug 2023
[Signature]

- a. Is this an original filing? Yes
b. If no:
1. State the amendment number:
2. Date filed:
3. Number of pages attached:



ASSETS

	Current Statement Date			4 December 31 Prior Year Net Admitted Assets
	1 Assets	2 Nonadmitted Assets	3 Net Admitted Assets (Cols. 1 - 2)	
1. Bonds.....	509,802		509,802	509,504
2. Stocks:				
2.1 Preferred stocks.....				
2.2 Common stocks.....	2,848,418		2,848,418	2,935,768
3. Mortgage loans on real estate:				
3.1 First liens.....				
3.2 Other than first liens.....				
4. Real estate:				
4.1 Properties occupied by the company (less \$ encumbrances).....				
4.2 Properties held for the production of income (less \$ encumbrances).....				
4.3 Properties held for sale (less \$ encumbrances).....				
5. Cash (\$ 7,513,135), cash equivalents (\$) and short-term investments (\$).....	7,513,135		7,513,135	3,749,364
6. Contract loans (including \$ premium notes).....				
7. Derivatives.....				
8. Other invested assets.....				
9. Receivables for securities.....				
10. Securities lending reinvested collateral assets.....				
11. Aggregate write-ins for invested assets.....				
12. Subtotals, cash and invested assets (Lines 1 to 11).....	10,871,355		10,871,355	7,194,636
13. Title plants less \$ charged off (for Title insurers only).....				
14. Investment income due and accrued.....				
15. Premiums and considerations:				
15.1 Uncollected premiums and agents' balances in the course of collection.....	98,745		98,745	86
15.2 Deferred premiums, agents' balances and installments booked but deferred and not yet due (including \$ earned but unbilled premiums).....				
15.3 Accrued retrospective premiums (\$) and contracts subject to redetermination (\$ 444,460).....	444,460		444,460	232,899
16. Reinsurance:				
16.1 Amounts recoverable from reinsurers.....				
16.2 Funds held by or deposited with reinsured companies.....				
16.3 Other amounts receivable under reinsurance contracts.....				
17. Amounts receivable relating to uninsured plans.....				53,090
18.1 Current federal and foreign income tax recoverable and interest thereon.....	94,970		94,970	79,061
18.2 Net deferred tax asset.....				
19. Guaranty funds receivable or on deposit.....				
20. Electronic data processing equipment and software.....				
21. Furniture and equipment, including health care delivery assets (\$).....				
22. Net adjustment in assets and liabilities due to foreign exchange rates.....				
23. Receivables from parent, subsidiaries and affiliates.....				8,154
24. Health care (\$ 407,094) and other amounts receivable.....	452,447	45,353	407,094	173,561
25. Aggregate write-ins for other-than-invested assets.....	110,579	110,570	9	-
26. Total assets excluding Separate Accounts, Segregated Accounts and Protected Cell Accounts (Lines 12 to 25).....	12,072,556	155,923	11,916,633	7,741,487
27. From Separate Accounts, Segregated Accounts and Protected Cell Accounts.....				
28. Total (Lines 26 and 27).....	12,072,556	155,923	11,916,633	7,741,487
Details of Write-Ins				
1101.....				
1102.....				
1103.....				
1198. Summary of remaining write-ins for Line 11 from overflow page.....				
1199. Totals (Lines 1101 through 1103 plus 1198) (Line 11 above).....				
2501. Prepaid expenses.....	4,499	4,499	-	
2502. Other receivables.....	21,741	21,732	9	
2503. Prepaid health benefit claims.....	84,339	84,339	-	
2598. Summary of remaining write-ins for Line 25 from overflow page.....				
2599. Totals (Lines 2501 through 2503 plus 2598) (Line 25 above).....	110,579	110,570	9	-

LIABILITIES, CAPITAL AND SURPLUS

	Current Period			Prior Year
	1 Covered	2 Uncovered	3 Total	4 Total
1. Claims unpaid (less \$ reinsurance ceded)	2,681,330		2,681,330	2,136,817
2. Accrued medical incentive pool and bonus amounts	1,015,929		1,015,929	163,372
3. Unpaid claims adjustment expenses	91,141		91,141	72,628
4. Aggregate health policy reserves, including the liability of \$ for medical loss ratio rebate per the Public Health Service Act				436,062
5. Aggregate life policy reserves				
6. Property/casualty unearned premium reserve				
7. Aggregate health claim reserves				
8. Premiums received in advance	2,061,278		2,061,278	19,018
9. General expenses due or accrued	15,876		15,876	15,506
10.1 Current federal and foreign income tax payable and interest thereon (including \$ on realized gains (losses))				
10.2 Net deferred tax liability				
11. Ceded reinsurance premiums payable				
12. Amounts withheld or retained for the account of others				
13. Remittances and items not allocated				
14. Borrowed money (including \$ current) and interest thereon \$ (including \$ current)				
15. Amounts due to parent, subsidiaries and affiliates	75,304		75,304	
16. Derivatives				
17. Payable for securities				
18. Payable for securities lending				
19. Funds held under reinsurance treaties (with \$ authorized reinsurers, \$ unauthorized reinsurers and \$ certified reinsurers)				
20. Reinsurance in unauthorized and certified (\$) companies				
21. Net adjustments in assets and liabilities due to foreign exchange rates				
22. Liability for amounts held under uninsured plans	1,053,966		1,053,966	275,037
23. Aggregate write-ins for other liabilities (including \$ current)				
24. Total liabilities (Lines 1 to 23)	6,994,824		6,994,824	3,118,440
25. Aggregate write-ins for special surplus funds	XXX	XXX		
26. Common capital stock	XXX	XXX		
27. Preferred capital stock	XXX	XXX		
28. Gross paid in and contributed surplus	XXX	XXX	1,850,000	1,850,000
29. Surplus notes	XXX	XXX		
30. Aggregate write-ins for other-than-special surplus funds	XXX	XXX		
31. Unassigned funds (surplus)	XXX	XXX	3,071,809	2,773,047
32. Less treasury stock, at cost:				
32.1 shares common (value included in Line 26 \$)	XXX	XXX		
32.2 shares preferred (value included in Line 27 \$)	XXX	XXX		
33. Total capital and surplus (Lines 25 to 31 minus Line 32)	XXX	XXX	4,921,809	4,623,047
34. Total liabilities, capital and surplus (Lines 24 and 33)	XXX	XXX	11,916,633	7,741,487
Details of Write-Ins				
2301.				
2302.				
2303.				
2398. Summary of remaining write-ins for Line 23 from overflow page				
2399. Totals (Lines 2301 through 2303 plus 2398) (Line 23 above)				
2501.	XXX	XXX		
2502.	XXX	XXX		
2503.	XXX	XXX		
2598. Summary of remaining write-ins for Line 25 from overflow page	XXX	XXX		
2599. Totals (Lines 2501 through 2503 plus 2598) (Line 25 above)	XXX	XXX		
3001.	XXX	XXX		
3002.	XXX	XXX		
3003.	XXX	XXX		
3098. Summary of remaining write-ins for Line 30 from overflow page	XXX	XXX		
3099. Totals (Lines 3001 through 3003 plus 3098) (Line 30 above)	XXX	XXX		

STATEMENT OF REVENUE AND EXPENSES

	Current Year to Date		Prior Year To Date	Prior Year Ended December 31
	1	2	3	4
	Uncovered	Total	Total	Total
1. Member Months.....	XXX	3,052	1,555	3,522
2. Net premium income (including \$ non-health premium income)	XXX	9,079,277	3,720,048	8,251,132
3. Change in unearned premium reserves and reserve for rate credits.....	XXX			
4. Fee-for-service (net of \$ medical expenses).....	XXX			
5. Risk revenue.....	XXX			
6. Aggregate write-ins for other health care related revenues.....	XXX			
7. Aggregate write-ins for other non-health revenues.....	XXX			
8. Total revenues (Lines 2 to 7).....	XXX	9,079,277	3,720,048	8,251,132
Hospital and Medical:				
9. Hospital/medical benefits.....		4,039,639	1,622,115	4,417,958
10. Other professional services.....		1,145,387	429,127	1,210,982
11. Outside referrals.....				
12. Emergency room and out-of-area.....		107,763	43,383	147,885
13. Prescription drugs.....		758,085	351,203	488,192
14. Aggregate write-ins for other hospital and medical.....		116,071	13,945	45,200
15. Incentive pool, withhold adjustments and bonus amounts.....		1,129,840	159,958	317,759
16. Subtotal (Lines 9 to 15).....		7,296,785	2,619,731	6,627,976
Less:				
17. Net reinsurance recoveries.....				
18. Total hospital and medical (Lines 16 minus 17).....		7,296,785	2,619,731	6,627,976
19. Non-health claims (net).....				
20. Claims adjustment expenses, including \$142,500 cost containment expenses.....		485,113	274,843	615,817
21. General administrative expenses.....		826,090	527,562	1,100,648
22. Increase in reserves for life and accident and health contracts (including \$ increase in reserves for life only).....				
23. Total underwriting deductions (Lines 18 through 22).....		8,607,988	3,422,136	8,344,441
24. Net underwriting gain or (loss) (Lines 8 minus 23).....	XXX	471,289	297,912	(93,309)
25. Net investment income earned.....		52,954	298	595
26. Net realized capital gains (losses) less capital gains tax of \$.....				
27. Net investment gains (losses) (Lines 25 plus 26).....		52,954	298	595
28. Net gain or (loss) from agents' or premium balances charged off [(amount recovered \$) (amount charged off \$)].....				
29. Aggregate write-ins for other income or expenses.....				
30. Net income or (loss) after capital gains tax and before all other federal income taxes (Lines 24 plus 27 plus 28 plus 29).....	XXX	524,243	298,210	(92,714)
31. Federal and foreign income taxes incurred.....	XXX	110,091	62,083	(16,227)
32. Net income (loss) (Lines 30 minus 31).....	XXX	414,152	236,127	(76,487)
Details of Write-Ins				
0601.....	XXX			
0602.....	XXX			
0603.....	XXX			
0698. Summary of remaining write-ins for Line 6 from overflow page.....	XXX			
0699. Totals (Lines 0601 through 0603 plus 0698) (Line 6 above).....	XXX			
0701.....	XXX			
0702.....	XXX			
0703.....	XXX			
0798. Summary of remaining write-ins for Line 7 from overflow page.....	XXX			
0799. Totals (Lines 0701 through 0703 plus 0798) (Line 7 above).....	XXX			
1401. Durable Medical Equipment.....		116,071	13,945	45,200
1402.....				
1403.....				
1498. Summary of remaining write-ins for Line 14 from overflow page.....				
1499. Totals (Lines 1401 through 1403 plus 1498) (Line 14 above).....		116,071	13,945	45,200
2901.....				
2902.....				
2903.....				
2998. Summary of remaining write-ins for Line 29 from overflow page.....				
2999. Totals (Lines 2901 through 2903 plus 2998) (Line 29 above).....				

STATEMENT OF REVENUE AND EXPENSES (CONTINUED)

	1	2	3
CAPITAL & SURPLUS ACCOUNT	Current Year To Date	Prior Year To Date	Prior Year Ended December 31
33. Capital and surplus prior reporting year.....	4,623,047	4,867,612	4,867,612
34. Net income or (loss) from Line 32.....	414,152	236,127	(76,487)
35. Change in valuation basis of aggregate policy and claim reserves.....			
36. Change in net unrealized capital gains (losses) less capital gains tax of \$	(87,350)	(117,730)	(131,200)
37. Change in net unrealized foreign exchange capital gain or (loss).....			
38. Change in net deferred income tax.....			
39. Change in nonadmitted assets.....	(28,040)	(36,292)	(36,878)
40. Change in unauthorized and certified reinsurance.....			
41. Change in treasury stock.....			
42. Change in surplus notes.....			
43. Cumulative effect of changes in accounting principles.....			
44. Capital Changes:			
44.1 Paid in.....			
44.2 Transferred from surplus (Stock Dividend).....			
44.3 Transferred to surplus.....			
45. Surplus adjustments:			
45.1 Paid in.....	-	-	-
45.2 Transferred to capital (Stock Dividend).....			
45.3 Transferred from capital.....			
46. Dividends to stockholders.....			
47. Aggregate write-ins for gains or (losses) in surplus.....			
48. Net change in capital and surplus (Lines 34 to 47).....	298,762	82,105	(244,565)
49. Capital and surplus end of reporting period (Line 33 plus 48).....	4,921,809	4,949,717	4,623,047
Details of Write-Ins			
4701.....			
4702.....			
4703.....			
4798. Summary of remaining write-ins for Line 47 from overflow page.....			
4799. Totals (Lines 4701 through 4703 plus 4798) (Line 47 above).....			

CASH FLOW

	1	2	3
	Current Year To Date	Prior Year To Date	Prior Year Ended December 31
Cash from Operations			
1. Premiums collected net of reinsurance.....	10,375,255	3,615,878	8,556,750
2. Net investment income.....	52,656		
3. Miscellaneous income.....	-		
4. Total (Lines 1 to 3).....	10,427,911	3,615,878	8,556,750
5. Benefit and loss related payments.....	6,128,287	1,868,106	5,154,934
6. Net transfers to Separate Accounts, Segregated Accounts and Protected Cell Accounts.....			
7. Commissions, expenses paid and aggregate write-ins for deductions.....	460,301	321,853	1,329,289
8. Dividends paid to policyholders.....			
9. Federal and foreign income taxes paid (recovered) net of \$ tax on capital gains (losses).....	126,000		61,970
10. Total (Lines 5 through 9).....	6,714,588	2,189,959	6,546,193
11. Net cash from operations (Line 4 minus Line 10).....	3,713,323	1,425,919	2,010,557
Cash from Investments			
12. Proceeds from investments sold, matured or repaid:			
12.1 Bonds.....			
12.2 Stocks.....			
12.3 Mortgage loans.....			
12.4 Real estate.....			
12.5 Other invested assets.....			
12.6 Net gains or (losses) on cash, cash equivalents and short-term investments.....			
12.7 Miscellaneous proceeds.....	-		
12.8 Total investment proceeds (Lines 12.1 to 12.7).....	-		
13. Cost of investments acquired (long-term only):			
13.1 Bonds.....			
13.2 Stocks.....			
13.3 Mortgage loans.....			
13.4 Real estate.....			
13.5 Other invested assets.....			
13.6 Miscellaneous applications.....	-		
13.7 Total investments acquired (Lines 13.1 to 13.6).....	-		
14. Net increase (or decrease) in contract loans and premium notes.....			
15. Net cash from investments (Line 12.8 minus Line 13.7 and Line 14).....	-		
Cash from Financing and Miscellaneous Sources			
16. Cash provided (applied):			
16.1 Surplus notes, capital notes.....			
16.2 Capital and paid in surplus, less treasury stock.....	-		
16.3 Borrowed funds.....			
16.4 Net deposits on deposit-type contracts and other insurance liabilities.....			
16.5 Dividends to stockholders.....			
16.6 Other cash provided (applied).....	50,448	(4,814)	(75,136)
17. Net cash from financing and miscellaneous sources (Line 16.1 through Line 16.4 minus Line 16.5 plus Line 16.6).....	50,448	(4,814)	(75,136)
Reconciliation of Cash, Cash Equivalents and Short-Term Investments			
18. Net change in cash, cash equivalents and short-term investments (Line 11, plus Lines 15 and 17).....	3,763,771	1,421,105	1,935,421
19. Cash, cash equivalents and short-term investments:			
19.1 Beginning of year.....	3,749,364	1,813,943	1,813,943
19.2 End of period (Line 18 plus Line 19.1).....	7,513,135	3,235,048	3,749,364

Note: Supplemental disclosures of cash flow information for non-cash transactions:

20.0001.			
---------------	--	--	--

EXHIBIT OF PREMIUMS, ENROLLMENT AND UTILIZATION

	1	Comprehensive (Hospital & Medical)		4	5	6	7	8	9	10	11	12	13	14
	Total	2 Individual	3 Group	Medicare Supplement	Vision Only	Dental Only	Federal Employees Health Benefits Plan	Title XVIII Medicare	Title XIX Medicaid	Credit A&H	Disability Income	Long-Term Care	Other Health	Other Non- Health
Total Members at end of:														
1. Prior Year.....	352							352						
2. First Quarter.....	472							472						
3. Second Quarter.....	549							549						
4. Third Quarter.....														
5. Current Year.....														
6. Current Year Member Months.....	3,052							3,052						
Total Member Ambulatory Encounters for Period:														
7. Physician.....	3,348							3,348						
8. Non-Physician.....	16,966							16,966						
9. Total.....	20,314							20,314						
10. Hospital Patient Days Incurred.....	780							780						
11. Number of Inpatient Admissions.....	103							103						
12. Health Premiums Written (a).....	9,117,931							9,117,931						
13. Life Premiums Direct.....														
14. Property/Casualty Premiums Written.....														
15. Health Premiums Earned.....	9,117,931							9,117,931						
16. Property/Casualty Premiums Earned.....														
17. Amount Paid for Provision of Health Care Services.....	6,128,287							6,128,287						
18. Amount Incurred for Provision of Health Care Services.....	7,296,785							7,296,785						

(a) For health premiums written: amount of Medicare Title XVIII exempt from state taxes or fees \$9,117,931

CLAIMS UNPAID AND INCENTIVE POOL, WITHHOLD AND BONUS (REPORTED AND UNREPORTED)

Aging Analysis of Unpaid Claims

1 Account	2 1 - 30 Days	3 31 - 60 Days	4 61 - 90 Days	5 91 - 120 Days	6 Over 120 Days	7 Total
Claims Unpaid (Reported)						
0399999 – Aggregate accounts not individually listed-covered.....	38,248					38,248
0499999 – Subtotals.....	38,248					38,248
0599999 – Unreported claims and other claim reserves.....						2,643,082
0799999 – Total claims unpaid.....						2,681,330
0899999 – Accrued medical incentive pool and bonus amounts.....						1,015,929

UNDERWRITING AND INVESTMENT EXHIBIT

ANALYSIS OF CLAIMS UNPAID-PRIOR YEAR-NET OF REINSURANCE

	Claims Paid Year to Date		Liability End of Current Quarter		5	6
	1	2	3	4		
	On Claims Incurred Prior to January 1 of Current Year	On Claims Incurred During the Year	On Claims Unpaid Dec. 31 of Prior Year	On Claims Incurred During the Year	Claims Incurred in Prior Years (Columns 1 + 3)	Estimated Claim Reserve and Claim Liability Dec. 31 of Prior Year
1. Comprehensive (hospital and medical) individual.....						
2. Comprehensive (hospital and medical) group.....						
3. Medicare Supplement.....						
4. Dental only.....						
5. Vision only.....						
6. Federal Employees Health Benefits Plan.....						
7. Title XVIII – Medicare.....	1,380,066	4,470,938	528,395	2,152,935	1,908,461	2,136,817
8. Title XIX – Medicaid.....						
9. Credit A&H.....						
10. Disability income.....						
11. Long-term care.....						
12. Other health.....						
13. Health subtotal (Lines 1 to 12).....	1,380,066	4,470,938	528,395	2,152,935	1,908,461	2,136,817
14. Health care receivables (a).....	153,550	298,897			153,550	223,875
15. Other non-health.....						
16. Medical incentive pools and bonus amounts.....	131,303	145,980	1,501	1,014,428	132,804	163,372
17. Totals (Lines 13-14+15+16).....	1,357,819	4,318,021	529,896	3,167,363	1,887,715	2,076,314

(a) Excludes \$ loans or advances to providers not yet expensed.

Notes to the Financial Statements

1. Summary of Significant Accounting Policies and Going Concern

A. Accounting Practices

The financial statements of Align Senior Care MI, LLC (the Company), are presented on the basis of accounting practices prescribed or permitted by the State of Michigan Department of Insurance and Financial Services (the Department).

The Department recognizes Statutory Accounting practices prescribed or permitted by the State of Michigan for determining and reporting the financial condition and results of the operation of the insurance company, and for determining its solvency under the Michigan Law. The Department has adopted the National Association of Insurance Commissioners’ (NAIC) Accounting Practices and Procedures Manual as its statutory accounting principle (SAP) basis. Prescribed accounting practices are those practices which are incorporated directly or by reference to state laws, regulations and general administrative rules applicable to all insurance enterprises domiciled in a particular state. Permitted accounting practices include deviation from NAIC SAP and state prescribed accounting practices specifically requested by an insurer and granted by the Insurance Division.

The Company is a Michigan-based Medicare Advantage Organization operating a I-SNP and C-SNP in a limited geographic region in Michigan. The Company’s service area includes participating LTC facilities located in Michigan. The Company’s target population are institutionalized Medicare beneficiaries who reside or are expected to reside in a contracted LTC facility. This plan is offered in Allegan, Genesee, Jackson, Kalamazoo, Kent, Livingston, Macomb, Monroe, Muskegon, Newaygo, Oakland, Ottawa, Washtenaw, and Wayne Counties.

The Department has approved no permitted practices for the Company that differ from NAIC SAP or state prescribed accounting practices. A reconciliation of the Company’s net income and capital surplus between NAIC SAP and practices prescribed and permitted by the department are shown below:

	SSAP #	F/S Page	F/S Line #	06/30/2023	12/31/2022
Net Income					
(1) State basis (Page 4, Line 32, Columns 2 & 4)	XXX	XXX	XXX	\$ 414,152	\$ (76,487)
(2) State prescribed practices that are an increase / (decrease) from NAIC SAP:					
(3) State permitted practices that are an increase / (decrease) from NAIC SAP:					
(4) NAIC SAP (1-2-3=4)	XXX	XXX	XXX	<u>\$ 414,152</u>	<u>\$ (76,487)</u>
Surplus					
(5) State basis (Page 3, Line 33, Columns 3 & 4)	XXX	XXX	XXX	\$ 4,921,809	\$ 4,623,047
(6) State prescribed practices that are an increase / (decrease) from NAIC SAP:					
(7) State permitted practices that are an increase / (decrease) from NAIC SAP:					
(8) NAIC SAP (5-6-7=8)	XXX	XXX	XXX	<u>\$ 4,921,809</u>	<u>\$ 4,623,047</u>

B. Use of Estimates in the Preparation of the Financial Statements

The preparation of the financial statements in conformity with Statutory Accounting Principles requires management to make estimates and assumptions that affect the reported amounts of assets and liabilities. It also requires disclosure of contingent assets and liabilities at the date of the financial statements and the reported amounts of revenue and expenses during the period. Actual results could differ from those estimates.

C. Accounting Policy

The Company is a Medicare HMO that provides medical coverage to members who qualify under the Federal Medicare guidelines. Premiums collected are recognized as revenue during the months of coverage. Medical Loss Ratio (MLR) rebates are mandated by the Public Health Service Act. Rebates are accrued if the ratio of medical losses to premiums is below the specified minimum of 85% for Medicare Advantage plans. Premiums are reported net of reinsurance and MLR rebates.

Net investment income earned consists primarily of interest less investment related expenses. Interest is recognized on an accrual basis. Net realized capital gains (losses) are recognized on a specific identification basis when securities are sold, redeemed or otherwise disposed. Realized capital losses include write-downs for impairments considered to be other than temporary. Expenses for management and administration of the organization, including acquisition costs such as marketing, are charged to operations as incurred.

In addition, the Company uses the following accounting policies:

- (1) Short-term investments - Not Applicable
- (2) Bonds are stated at amortized cost using the straight-line method.
- (3) See investment in subsidiaries below.
- (4) Preferred stocks - Not Applicable
- (5) Mortgage loans - Not Applicable
- (6) Loan-backed securities - Not Applicable
- (7) Investments in Subsidiaries, Controlled and Affiliated Entities are recorded at statutory net equity value.
- (8) Investments in joint ventures, partnerships and limited liability companies - Not Applicable
- (9) Derivatives - Not Applicable
- (10) Based upon guidance in SSAP No. 54, a premium deficiency reserve (PDR) is recorded when the expected claims payments, incurred claims costs, claims adjustment expense, and administrative expense will exceed premium.

Notes to the Financial Statements

1. Summary of Significant Accounting Policies and Going Concern (Continued)

(11) Claim reserves are estimated based on five key service categories (i.e., inpatient, SNF, outpatient, emergency room, and therapy). Inpatient, SNF and therapy IBNR estimates are based on a review of open authorizations priced at a reasonable cost per service. Outpatient services and emergency room services IBNR estimates are established based on a run-rate historical cost per member for similar services at comparable plans. Management review is used to ensure the final incurred claims approximate a reasonable final incurred amount for each service. It is important to note that IBNR estimates are subject to favorable or unfavorable changes until sufficient claim experience is developed in the plan to minimize variations in estimation. Loss adjustment expense is typically estimated at 4% of total IBNR reserves and is generally reserved prior to year-end.

(12) Changes in capitalization policy - Not Applicable

(13) Navitus Health Solutions collects rebates pursuant to contracts with pharmaceutical manufacturers and that are directly attributable to the Formulary and Covered product utilization. Align Senior Care MI, LLC's share of rebates on covered products is in proportion to its pharmacy utilization. On a quarterly basis, Navitus pays Align Senior Care MI, LLC's rebates on a pass-through basis and includes 100% of rebates collected by Navitus. All rebates are paid to Align Senior Care MI, LLC within 30 business days following the end of each quarter in which the rebates are received.

D. Going Concern

After evaluating the entity's ability to continue as a going concern, management was not aware of any conditions or events which raised substantial doubts concerning the entity's ability to continue as a going concern as of the date of the filing of this statement.

2. Accounting Changes and Corrections of Errors - Not Applicable

3. Business Combinations and Goodwill

A. Statutory Purchase Method - Not Applicable

B. Statutory Merger - Not Applicable

C. Assumption Reinsurance - Not Applicable

D. Impairment Loss - Not Applicable

E. Subcomponents and Calculation of Adjusted Surplus and Total Admitted Goodwill - Not Applicable

4. Discontinued Operations

A. Discontinued Operation Disposed of or Classified as Held for Sale - Not Applicable

B. Change in Plan of Sale of Discontinued Operation - Not Applicable

C. Nature of Any Significant Continuing Involvement with Discontinued Operations After Disposal - Not Applicable

D. Equity Interest Retained in the Discontinued Operation After Disposal - Not Applicable

5. Investments

A. Mortgage Loans, including Mezzanine Real Estate Loans - Not Applicable

B. Debt Restructuring - Not Applicable

C. Reverse Mortgages - Not Applicable

D. Loan-Backed Securities - Not Applicable

E. Dollar Repurchase Agreements and/or Securities Lending Transactions - Not Applicable

F. Repurchase Agreements Transactions Accounted for as Secured Borrowing - Not Applicable

G. Reverse Repurchase Agreements Transactions Accounted for as Secured Borrowing - Not Applicable

H. Repurchase Agreements Transactions Accounted for as a Sale - Not Applicable

I. Reverse Repurchase Agreements Transactions Accounted for as a Sale - Not Applicable

J. Real Estate - Not Applicable

K. Low-Income Housing Tax Credits (LIHTC) - Not Applicable

Notes to the Financial Statements

5. Investments (Continued)

L. Restricted Assets

(1) Restricted assets (including pledged)

Restricted Asset Category	(1) Total Gross (Admitted & Nonadmitted) Restricted from Current Year	(2) Total Gross (Admitted & Nonadmitted) Restricted From Prior Year	(3) Increase / (Decrease) (1 - 2)	(4) Total Current Year Nonadmitted Restricted	(5) Total Current Year Admitted Restricted (1 - 4)	(6) Gross (Admitted & Nonadmitted) Restricted to Total Assets	(7) Admitted to Total Admitted Assets
a. Subject to contractual obligation for which liability is not shown	\$	\$	\$	\$	\$	%	%
b. Collateral held under security lending agreements							
c. Subject to repurchase agreements							
d. Subject to reverse repurchase agreements							
e. Subject to dollar repurchase agreements							
f. Subject to dollar reverse repurchase agreements							
g. Placed under option contracts							
h. Letter stock or securities restricted as to sale - excluding FHLB capital stock							
i. FHLB capital stock							
j. On deposit with states	509,802	509,504	298		509,802	4.223	4.278
k. On deposit with other regulatory bodies							
l. Pledged as collateral to FHLB (including assets backing funding agreements)							
m. Pledged as collateral not captured in other categories							
n. Other restricted assets							
o. Total restricted assets (Sum of a through n)	<u>\$ 509,802</u>	<u>\$ 509,504</u>	<u>\$ 298</u>	<u>\$</u>	<u>\$ 509,802</u>	<u>4.223 %</u>	<u>4.278 %</u>

(2) Detail of assets pledged as collateral not captured in other categories (contracts that share similar characteristics, such as reinsurance and derivatives, are reported in the aggregate) - Not Applicable

(3) Detail of other restricted assets (contracts that share similar characteristics, such as reinsurance and derivatives, are reported in the aggregate) - Not Applicable

(4) Collateral received and reflected as assets within the reporting entity's financial statements - Not Applicable

M. Working Capital Finance Investments - Not Applicable

N. Offsetting and Netting of Assets and Liabilities - Not Applicable

O. 5GI Securities - Not Applicable

P. Short Sales - Not Applicable

Q. Prepayment Penalty and Acceleration Fees - Not Applicable

R. Reporting Entity's Share of Cash Pool by Asset type - Not Applicable

6. Joint Ventures, Partnerships and Limited Liability Companies

A. Investments in Joint Ventures, Partnerships or Limited Liability Companies that Exceed 10% of Admitted Assets - Not Applicable

B. Impaired Investments in Joint Ventures, Partnerships and Limited Liability Companies - Not Applicable

7. Investment Income

A. Due and Accrued Income Excluded from Surplus

Any investment income due and accrued with amounts that are over 90 days past due are nonadmitted and excluded from surplus.

B. Total Amount Excluded

The Company had no investment income due and accrued with any amounts that are over 90 days past due.

8. Derivative Instruments

A. Derivatives under SSAP No. 86 - Derivatives - Not Applicable

B. Derivatives under SSAP No. 108 - Derivative Hedging Variable Annuity Guarantees (Life/Fraternal Only) - Not Applicable

9. Income Taxes

A. Components of the Net Deferred Tax Asset/(Liability) - No Significant Changes

B. Regarding Deferred Tax Liabilities That Are Not Recognized - Not Applicable

C. Major Components of Current Income Taxes Incurred - No Significant Changes

D. Among the More Significant Book to Tax Adjustments - No Significant Changes

E. Operating Loss and Tax Credit Carryforwards - Not Applicable

F. Consolidated Federal Income Tax Return - Not Applicable

G. Federal or Foreign Income Tax Loss Contingencies - Not Applicable

H. Repatriation Transition Tax (RTT) - Not Applicable

I. Alternative Minimum Tax (AMT) Credit - Not Applicable

Notes to the Financial Statements

10. Information Concerning Parent, Subsidiaries, Affiliates and Other Related Parties

- A. In 2019, Innovative Long Term Care Management, Inc. (ILTCM) formed a subsidiary, Align Senior Care MI, LLC (ASC-MI) to develop a Medicare Advantage plan in the state of Michigan. ILTCM is the 100% owner of ASC-MI, and AllyAlign Health (AAH). AAH is a management service organization that provides centralized services and support to the Company and serves as the manager of the plan.
- B. The Company has entered into a management services agreement with AAH to provide management and administrative services. The amount charged to the Company for services from AllyAlign is \$971,736 and \$959,206 for the periods ended June 30, 2023, and December 31, 2022, respectively.
- C. Transactions With Related Party Who Are Not Reported on Schedule Y - Not Applicable
- D. The Company had amounts due from Innovative Long Term Care Management, Inc of \$0 and \$8,154 as of June 30, 2023 and December 31, 2022. The Company had amounts due to Innovative Long Term Care Management, Inc of \$75,304 and \$0 as of June 30, 2023 and December 31, 2022.
- E. See Note 10(B) above.
- F. Guarantees or Contingencies - Not Applicable
- G. Nature of Relationships that Could Affect Operations - Not Applicable
- H. Amount Deducted for Investment in Upstream Company - Not Applicable
- I. Align Senior Care MI, LLC holds a 100% investment in Align Senior Care, Inc., at a value of \$2,848,418 as of June 30, 2023. This is approximately 24% of Align Senior Care MI, LLC's total admitted assets as of June 30, 2023.
- J. Write-Down for Impairments of Investments in Subsidiary Controlled or Affiliated Companies - Not Applicable
- K. Foreign Subsidiary Value Using CARVM - Not Applicable
- L. Downstream Holding Company Value Using Look-Through Method - Not Applicable
- M. All SCA Investments
 The Company's only SCA investment relates to an insurance company valued using the 8bi approach.
 - (1) Balance sheet value (admitted and nonadmitted) all SCAs (except 8b(i) entities) - Not Applicable
 - (2) NAIC filing response information - Not Applicable
- N. Investment in Insurance SCAs
 The Insurance SCA has no departure from NAIC statutory accounting practices and procedures reflected in its audited statutory surplus.
- O. SCA and SSAP No. 48 Entity Loss Tracking - Not Applicable

11. Debt

- A. Debt, Including Capital Notes - Not Applicable
- B. FHLB (Federal Home Loan Bank) Agreements - Not Applicable

12. Retirement Plans, Deferred Compensation, Postemployment Benefits and Compensated Absences and Other Postretirement Benefit Plans

- A. Defined Benefit Plan - Not Applicable
- B. Investment Policies and Strategies of Plan Assets - Not Applicable
- C. Fair Value of Each Class of Plan Assets - Not Applicable
- D. Expected Long-Term Rate of Return for the Plan Assets - Not Applicable
- E. Defined Contribution Plans - Not Applicable
- F. Multiemployer Plans - Not Applicable
- G. Consolidated/Holding Company Plans - Not Applicable
- H. Postemployment Benefits and Compensated Absences - Not Applicable
- I. Impact of Medicare Modernization Act on Postretirement Benefits (INT 04-17) - Not Applicable

13. Capital and Surplus, Dividend Restrictions and Quasi-Reorganizations

- A. Outstanding Shares - Not Applicable
- B. Dividend Rate of Preferred Stock - Not Applicable
- C. Dividend Restrictions - Not Applicable
- D. Ordinary Dividends - Not Applicable
- E. Company Profits Paid as Ordinary Dividends - Not Applicable
- F. Surplus Restrictions - No Significant Changes
- G. Surplus Advances - Not Applicable
- H. Stock Held for Special Purposes - Not Applicable
- I. Changes in Special Surplus Funds - Not Applicable

Notes to the Financial Statements

13. Capital and Surplus, Dividend Restrictions and Quasi-Reorganizations (Continued)

J. Unassigned Funds (Surplus)

The portion of unassigned funds (surplus) represented or reduced by cumulative unrealized gains/(losses) was \$2,848,418 and \$2,935,768 as of June 30, 2023 and December 31, 2022, respectively.

K. Company-Issued Surplus Debentures or Similar Obligations - Not Applicable

L. Impact of Any Restatement Due to Prior Quasi-Reorganizations - Not Applicable

M. Effective Date(s) of Quasi-Reorganizations in the Prior 10 Years - Not Applicable

14. Liabilities, Contingencies and Assessments

A. Contingent Commitments - Not Applicable

B. Assessments - Not Applicable

C. Gain Contingencies - Not Applicable

D. Claims Related Extra Contractual Obligation and Bad Faith Losses Stemming from Lawsuits - Not Applicable

E. Joint and Several Liabilities - Not Applicable

F. All Other Contingencies - Not Applicable

15. Leases

A. Lessee Operating Lease - Not Applicable

B. Lessor Leases - Not Applicable

16. Information About Financial Instruments With Off-Balance-Sheet Risk And Financial Instruments With Concentrations of Credit Risk

1. Face Amount of the Company's Financial Instruments with Off-Balance-Sheet Risk - Not Applicable

2. Nature of Terms - Not Applicable

3. Exposure to Credit Related Losses - Not Applicable

4. Collateral Policy - Not Applicable

17. Sale, Transfer and Servicing of Financial Assets and Extinguishments of Liabilities

A. Transfers of Receivables Reported as Sales - Not Applicable

B. Transfer and Servicing of Financial Assets - Not Applicable

C. Wash Sales - Not Applicable

18. Gain or Loss to the Reporting Entity from Uninsured Plans and the Uninsured Portion of Partially Insured Plans

A. ASO Plans - Not Applicable

B. ASC Plans - Not Applicable

C. Medicare or Other Similarly Structured Cost Based Reimbursement Contract - No Significant Changes

19. Direct Premium Written/Produced by Managing General Agents/Third Party Administrators - Not Applicable

20. Fair Value Measurements

A. Fair Value Measurement - Not Applicable

B. Other Fair Value Disclosures - Not Applicable

C. Fair Values for All Financial Instruments by Level 1, 2 and 3

Type of Financial Instrument	Aggregate Fair Value	Admitted Assets	Level 1	Level 2	Level 3	Net Asset Value (NAV)	Not Practicable (Carrying Value)
Bonds	\$ 502,670	\$ 509,802	\$ 502,670				

D. Not Practicable to Estimate Fair Value

Investment in subsidiary is recorded at net statutory equity value.

E. Nature and Risk of Investments Reported at NAV - Not Applicable

21. Other Items

A. Unusual or Infrequent Items - Not Applicable

B. Troubled Debt Restructuring - Not Applicable

C. Other Disclosures - Not Applicable

D. Business Interruption Insurance Recoveries - Not Applicable

E. State Transferable and Non-Transferable Tax Credits - Not Applicable

F. Subprime-Mortgage-Related Risk Exposure - Not Applicable

G. Retained Assets - Not Applicable

Notes to the Financial Statements

21. Other Items (Continued)

- H. Insurance-Linked Securities (ILS) Contracts - Not Applicable
- I. The Amount That Could Be Realized on Life Insurance Where the Reporting Entity is Owner and Beneficiary or Has Otherwise Obtained Rights to Control the Policy - Not Applicable

22. Events Subsequent

Type I – Recognized Subsequent Events:

Subsequent events have been considered through August 15, 2023 for the statutory statement issued on August 15, 2023. There were no Type I events.

Type II – Nonrecognized Subsequent Events:

Subsequent events have been considered through August 15, 2023 for the statutory statement issued on August 15, 2023. There were no Type II events.

23. Reinsurance

A. Ceded Reinsurance Report

The plan has a reinsurance contract with PartnerRe, on an incurred claim basis. The objective of this reinsurance agreement is to mitigate the financial losses that could be incurred due to a medical expense from a catastrophic event. Reinsurance does not legally discharge us from our primary liability to the insured for the full amount of the policies, but it does make the reinsurer liable to us to the extent of the reinsured portion of any loss ultimately suffered.

The premiums are based on a per-member-per-month rate and are paid monthly. The policy provides stop-loss coverage for individual members exceeding the reinsurance attachment point. The coverage period runs from January 2023 to December 2023. The policy covers 100% of covered expenses which exceed \$225,000 during each covered calendar year. During 2023, no individuals exceeded the aggregate claims level which would require reimbursement under the reinsurance agreement.

Section 1 – General Interrogatories

- (1) Are any of the reinsurers, listed in Schedule S as non-affiliated, owned in excess of 10% or controlled, either directly or indirectly, by the company or by any representative, officer, trustee, or director of the company?
Yes () No (X)
- (2) Have any policies issued by the company been reinsured with a company chartered in a country other than the United States (excluding U.S. Branches of such companies) that is owned in excess of 10% or controlled directly or indirectly by an insured, a beneficiary, a creditor or any other person not primarily engaged in the insurance business?
Yes () No (X)

Section 2 – Ceded Reinsurance Report – Part A

- (1) Does the company have any reinsurance agreements in effect under which the reinsurer may unilaterally cancel any reinsurance for reasons other than for nonpayment of premium or other similar credits?
Yes () No (X)
- (2) Does the reporting entity have any reinsurance agreements in effect such that the amount of losses paid or accrued through the statement date may result in a payment to the reinsurer of amounts that, in aggregate and allowing for offset of mutual credits from other reinsurance agreements with the same reinsurer, exceed the total direct premium collected under the reinsured policies?
Yes () No (X)

Section 3 – Ceded Reinsurance Report – Part B

- (1) What is the estimated amount of the aggregate reduction in surplus, (for agreements other than those under which the reinsurer may unilaterally cancel for reasons other than for nonpayment of premium or other similar credits that are reflected in Section 2 above) of termination of ALL reinsurance agreements, by either party, as of the date of this statement? Where necessary, the company may consider the current or anticipated experience of the business reinsured in making this estimate. \$
- (2) Have any new agreements been executed or existing agreements amended, since January 1 of the year of this statement, to include policies or contracts that were in force or which had existing reserves established by the company as of the effective date of the agreement?
Yes () No (X)

- B. Uncollectible Reinsurance - Not Applicable
- C. Commutation of Reinsurance Reflected in Income and Expenses - Not Applicable
- D. Certified Reinsurer Rating Downgraded or Status Subject to Revocation - Not Applicable
- E. Reinsurance Credit - Not Applicable

24. Retrospectively Rated Contracts & Contracts Subject to Redetermination

A. Method Used to Estimate

The Company estimates accrued retrospective premium adjustments for its Medicare health insurance business using the CMS models for the Part D Risk Corridor and Risk Adjustment.

B. Method Used to Record

The Company records accrued retrospective premium as an adjustment to earned premiums.

Notes to the Financial Statements

24. Retrospectively Rated Contracts & Contracts Subject to Redetermination (Continued)

C. Amount and Percent of Net Retrospective Premiums

All direct premiums written are relating to Medicare Advantage plans and therefore subject to retrospective adjustment based in the CMS programs. Premiums for Medicare Advantage plans are adjusted based on the risk score of the enrolled members. The plan accrues revenue for known changes to members risks scores using the model published by CMS.

D. Medical Loss Ratio Rebates Required Pursuant to the Public Health Service Act

The Company is subject to the minimum loss ratio rebate provisions of the Patient Protection and Affordable Care Act (PPACA). PPACA will require payments to customers covered under the Company’s comprehensive medical insurance if certain minimum medical loss ratios are met. Since the accrual reflects the amount of the rebate that would be payable based on year-to-date estimated medical loss ratios, the amount of the rebate will fluctuate as actual claim experience develops each calendar quarter. The Company did not accrue any MLR rebate for the current reporting period.

E. Risk-Sharing Provisions of the Affordable Care Act (ACA) - Not Applicable

25. Change in Incurred Claims and Claim Adjustment Expenses

A. Reasons for Changes in the Provision for Incurred Claim and Claim Adjustment Expenses Attributable to Insured Events of Prior Years

Activity in the liabilities for claims unpaid and unpaid claim adjustment expenses for the periods ended June 30, 2023 and December 31, 2022, is summarized as follows (000s omitted):

	<u>6/30/2023</u>	<u>12/31/2022</u>
Net unpaid claims and CAE at January 1	2,209	530
Incurred related to:		
Current year	6,810	7,208
Prior year	(158)	(282)
	<u>6,652</u>	<u>6,926</u>
Paid related to:		
Current year	4,639	5,081
Prior year	1,450	166
	<u>6,089</u>	<u>5,247</u>
Balance at period end	<u>2,772</u>	<u>2,209</u>

B. Significant Changes in Methodologies and Assumptions Used in Calculating the Liability for Unpaid Claims and Claim Adjustment Expenses - None

26. Intercompany Pooling Arrangements - Not Applicable

27. Structured Settlements - Not Applicable

28. Health Care Receivables

A. Pharmaceutical Rebate Receivables

Quarter	Estimated Pharmacy Rebates as Reported on Financial Statements	Pharmacy Rebates as Billed or Otherwise Confirmed	Actual Rebates Received Within 90 Days of Billing	Actual Rebates Received Within 91 to 180 Days of Billing	Actual Rebates Received More Than 180 Days After Billing
06/30/2023	\$ 148,240	\$	\$	\$	\$
03/31/2023	150,657				
12/31/2022	99,938	99,938	71,712		
09/30/2022	96,926	96,926	68,725	33,352	
06/30/2022	82,441	82,441	55,217	29,346	(1,366)
03/31/2022	61,137	61,137	31,882	28,597	658
12/31/2021	27,057	27,057	13,190	13,867	
09/30/2021	29,356	29,356	18,457	10,899	
06/30/2021	26,462	26,462	13,135	13,327	
03/31/2021	26,050	26,050	18,778	7,272	

B. Risk-Sharing Receivables - Not Applicable

29. Participating Policies - Not Applicable

30. Premium Deficiency Reserves

The Company has determined that no premium deficiency reserve is required. Premium deficiency reserve has been evaluated through June 30, 2023.

31. Anticipated Salvage and Subrogation - Not Applicable

GENERAL INTERROGATORIES
PART 1 - COMMON INTERROGATORIES

GENERAL

- 1.1 Did the reporting entity experience any material transactions requiring the filing of Disclosure of Material Transactions with the State of Domicile, as required by the Model Act?..... NO
- 1.2 If yes, has the report been filed with the domiciliary state?.....
- 2.1 Has any change been made during the year of this statement in the charter, by-laws, articles of incorporation, or deed of settlement of the reporting entity?..... NO
- 2.2 If yes, date of change:.....
- 3.1 Is the reporting entity a member of an Insurance Holding Company System consisting of two or more affiliated persons, one or more of which is an insurer?..... YES
If yes, complete Schedule Y, Parts 1 and 1A.
- 3.2 Have there been any substantial changes in the organizational chart since the prior quarter end?..... NO
- 3.3 If the response to 3.2 is yes, provide a brief description of those changes.
.....
- 3.4 Is the reporting entity publicly traded or a member of a publicly traded group?..... NO
- 3.5 If the response to 3.4 is yes, provide the CIK (Central Index Key) code issued by the SEC for the entity/group.....
- 4.1 Has the reporting entity been a party to a merger or consolidation during the period covered by this statement?..... NO
- 4.2 If yes, provide the name of entity, NAIC Company Code, and state of domicile (use two letter state abbreviation) for any entity that has ceased to exist as a result of the merger or consolidation.

1 Name of Entity	2 NAIC Company Code	3 State of Domicile

- 5. If the reporting entity is subject to a management agreement, including third-party administrator(s), managing general agent(s), attorney-in-fact, or similar agreement, have there been any significant changes regarding the terms of the agreement or principals involved?..... NO
If yes, attach an explanation.
.....
- 6.1 State as of what date the latest financial examination of the reporting entity was made or is being made..... 12/31/2020
- 6.2 State the as of date that the latest financial examination report became available from either the state of domicile or the reporting entity. This date should be the date of the examined balance sheet and not the date the report was completed or released..... 12/31/2020
- 6.3 State as of what date the latest financial examination report became available to other states or the public from either the state of domicile or the reporting entity. This is the release date or completion date of the examination report and not the date of the examination (balance sheet date)..... 03/17/2022
- 6.4 By what department or departments?
State of Michigan Department of Insurance and Financial Services.....
- 6.5 Have all financial statement adjustments within the latest financial examination report been accounted for in a subsequent financial statement filed with Departments?..... N/A
- 6.6 Have all of the recommendations within the latest financial examination report been complied with?..... N/A
- 7.1 Has this reporting entity had any Certificates of Authority, licenses or registrations (including corporate registration, if applicable) suspended or revoked by any governmental entity during the reporting period?..... NO
- 7.2 If yes, give full information
.....
- 8.1 Is the company a subsidiary of a bank holding company regulated by the Federal Reserve Board?..... NO
- 8.2 If response to 8.1 is yes, please identify the name of the bank holding company.
.....
- 8.3 Is the company affiliated with one or more banks, thrifts or securities firms?..... NO
- 8.4 If response to 8.3 is yes, please provide below the names and location (city and state of the main office) of any affiliates regulated by a federal regulatory services agency [i.e. the Federal Reserve Board (FRB), the Office of the Comptroller of the Currency (OCC), the Federal Deposit Insurance Corporation (FDIC) and the Securities Exchange Commission (SEC)] and identify the affiliates primary federal regulator.

1 Affiliate Name	2 Location (City, State)	3 FRB	4 OCC	5 FDIC	6 SEC

- 9.1 Are the senior officers (principal executive officer, principal financial officer, principal accounting officer or controller, or persons performing similar functions) of the reporting entity subject to a code of ethics, which includes the following standards?..... YES
 - (a) Honest and ethical conduct, including the ethical handling of actual or apparent conflicts of interest between personal and professional relationships;
 - (b) Full, fair, accurate, timely and understandable disclosure in the periodic reports required to be filed by the reporting entity;
 - (c) Compliance with applicable governmental laws, rules and regulations;
 - (d) The prompt internal reporting of violations to an appropriate person or persons identified in the code; and
 - (e) Accountability for adherence to the code.
- 9.11 If the response to 9.1 is No, please explain:
.....
- 9.2 Has the code of ethics for senior managers been amended?..... NO
- 9.21 If the response to 9.2 is Yes, provide information related to amendment(s).
.....
- 9.3 Have any provisions of the code of ethics been waived for any of the specified officers?..... NO
- 9.31 If the response to 9.3 is Yes, provide the nature of any waiver(s).
.....

FINANCIAL

- 10.1 Does the reporting entity report any amounts due from parent, subsidiaries or affiliates on Page 2 of this statement?..... NO
- 10.2 If yes, indicate any amounts receivable from parent included in the Page 2 amount:..... \$

GENERAL INTERROGATORIES
PART 1 - COMMON INTERROGATORIES

INVESTMENT

11.1 Were any of the stocks, bonds, or other assets of the reporting entity loaned, placed under option agreement, or otherwise made available for use by another person? (Exclude securities under securities lending agreements.) NO

11.2 If yes, give full and complete information relating thereto:

12. Amount of real estate and mortgages held in other invested assets in Schedule BA: \$

13. Amount of real estate and mortgages held in short-term investments: \$

14.1 Does the reporting entity have any investments in parent, subsidiaries and affiliates? YES

14.2 If yes, please complete the following:

	1	2
	Prior Year-End Book / Adjusted Carrying Value	Current Quarter Book / Adjusted Carrying Value
14.21 Bonds	\$	\$
14.22 Preferred Stock		
14.23 Common Stock	2,935,768	2,848,418
14.24 Short-Term Investments		
14.25 Mortgage Loans on Real Estate		
14.26 All Other		
14.27 Total Investment in Parent, Subsidiaries and Affiliates (Subtotal Lines 14.21 to 14.26)	2,935,768	2,848,418
14.28 Total Investment in Parent included in Lines 14.21 to 14.26 above		

15.1 Has the reporting entity entered into any hedging transactions reported on Schedule DB? NO

15.2 If yes, has a comprehensive description of the hedging program been made available to the domiciliary state?
If no, attach a description with this statement.

16. For the reporting entity's security lending program, state the amount of the following as of the current statement date:

16.1 Total fair value of reinvested collateral assets reported on Schedule DL, Parts 1 and 2 \$

16.2 Total book adjusted/carrying value of reinvested collateral assets reported on Schedule DL, Parts 1 and 2 \$

16.3 Total payable for securities lending reported on the liability page \$

17. Excluding items in Schedule E - Part 3 - Special Deposits, real estate, mortgage loans and investments held physically in the reporting entity's offices, vaults or safety deposit boxes, were all stocks, bonds and other securities, owned throughout the current year held pursuant to a custodial agreement with a qualified bank or trust company in accordance with Section 1, III - General Examination Considerations, F. Outsourcing of Critical Functions, Custodial or Safekeeping Agreements of the NAIC *Financial Condition Examiners Handbook*? NO

17.1 For all agreements that comply with the requirements of the *Financial Condition Examiners Handbook*, complete the following:

1	2
Name of Custodian(s)	Custodian Address

17.2 For all agreements that do not comply with the requirements of the NAIC *Financial Condition Examiners Handbook*, provide the name, location and a complete explanation:

1	2	3
Name(s)	Location(s)	Complete Explanation(s)

17.3 Have there been any changes, including name changes, in the custodian(s) identified in 17.1 during the current quarter? NO

17.4 If yes, give full and complete information relating thereto:

1	2	3	4
Old Custodian	New Custodian	Date of Change	Reason

17.5 Investment management - Identify all investment advisors, investment managers, broker/dealers, including individuals that have the authority to make investment decisions on behalf of the reporting entity. For assets that are managed internally by employees of the reporting entity, note as such. ["...that have access to the investment accounts"; "...handle securities"]

1	2
Name of Firm or Individual	Affiliation
Robert Ragland	I

17.5097 For those firms/individuals listed in the table for Question 17.5, do any firms/individuals unaffiliated with the reporting entity (i.e., designated with a "U") manage more than 10% of the reporting entity's invested assets? NO

17.5098 For firms/individuals unaffiliated with the reporting entity (i.e., designated with a "U") listed in the table for Question 17.5, does the total assets under management aggregate to more than 50% of the reporting entity's invested assets? NO

17.6 For those firms or individuals listed in the table for 17.5 with an affiliation code of "A" (affiliated) or "U" (unaffiliated), provide the information for the table below.

1	2	3	4	5
Central Registration Depository Number	Name of Firm or Individual	Legal Entity Identifier (LEI)	Registered With	Investment Management Agreement (IMA) Filed

GENERAL INTERROGATORIES

PART 1 - COMMON INTERROGATORIES

- 18.1 Have all the filing requirements of the *Purposes and Procedures Manual of the NAIC Investment Analysis Office* been followed?YES.....
- 18.2 If no, list exceptions:
.....
- 19. By self-designating 5GI securities, the reporting entity is certifying the following elements for each self-designated 5GI security:
 - a. Documentation necessary to permit a full credit analysis of the security does not exist or an NAIC CRP credit rating for an FE or PL security is not available.
 - b. Issuer or obligor is current on all contracted interest and principal payments.
 - c. The insurer has an actual expectation of ultimate payment of all contracted interest and principal.Has the reporting entity self-designated 5GI securities?.....NO.....
- 20. By self-designating PLGI securities, the reporting entity is certifying the following elements of each self-designated PLGI security:
 - a. The security was purchased prior to January 1, 2018.
 - b. The reporting entity is holding capital commensurate with the NAIC Designation reported for the security.
 - c. The NAIC Designation was derived from the credit rating assigned by an NAIC CRP in its legal capacity as a NRSRO which is shown on a current private letter rating held by the insurer and available for examination by state insurance regulators.
 - d. The reporting entity is not permitted to share this credit rating of the PL security with the SVO.Has the reporting entity self-designated PLGI securities?.....NO.....
- 21. By assigning FE to a Schedule BA non-registered private fund, the reporting entity is certifying the following elements of each self-designated FE fund:
 - a. The shares were purchased prior to January 1, 2019.
 - b. The reporting entity is holding capital commensurate with the NAIC Designation reported for the security.
 - c. The security had a public credit rating(s) with annual surveillance assigned by an NAIC CRP in its legal capacity as an NRSRO prior to January 1, 2019.
 - d. The fund only or predominantly holds bonds in its portfolio.
 - e. The current reported NAIC Designation was derived from the public credit rating(s) with annual surveillance assigned by an NAIC CRP in its legal capacity as an NRSRO.
 - f. The public credit rating(s) with annual surveillance assigned by an NAIC CRP has not lapsed.Has the reporting entity assigned FE to Schedule BA non-registered private funds that complied with the above criteria?.....NO.....

GENERAL INTERROGATORIES

PART 2 – HEALTH

- 1. Operating Percentages:
 - 1.1 A&H loss percent 81.937 %
 - 1.2 A&H cost containment percent 1.570 %
 - 1.3 A&H expense percent excluding cost containment expenses 12.872 %
- 2.1 Do you act as a custodian for health savings accounts? NO
- 2.2 If yes, please provide the amount of custodial funds held as of the reporting date. \$
- 2.3 Do you act as an administrator for health savings accounts? NO
- 2.4 If yes, please provide the balance of the funds administered as of the reporting date. \$
- 3. Is the reporting entity licensed or chartered, registered, qualified, eligible or writing business in at least two states? NO
- 3.1 If no, does the reporting entity assume reinsurance business that covers risks residing in at least one state other than the state of domicile of the reporting entity? NO

SCHEDULE S - CEDED REINSURANCE

Showing All New Reinsurance Treaties - Current Year to Date

1 NAIC Company Code	2 ID Number	3 Effective Date	4 Name of Reinsurer	5 Domiciliary Jurisdiction	6 Type of Reinsurance Ceded	7 Type of Business Ceded	8 Type of Reinsurer	9 Certified Reinsurer Rating (1 through 6)	10 Effective Date of Certified Reinsurer Rating
Accident & Health - Non-Affiliates									
11835	04-1590940	01/01/2023	PartnerRe Amer Ins Co	DE	SSL/I	MR	Authorized		

SCHEDULE T – PREMIUMS AND OTHER CONSIDERATIONS

Current Year to Date - Allocated by States and Territories

		Direct Business Only									
		1	2	3	4	5	6	7	8	9	10
States, Etc.		Active Status (a)	Accident & Health Premiums	Medicare Title XVIII	Medicaid Title XIX	CHIP Title XXI	Federal Employees Health Benefits Program Premiums	Life & Annuity Premiums & Other Considerations	Property/Casualty Premiums	Total Columns 2 Through 8	Deposit-Type Contracts
1.	Alabama	AL	N								
2.	Alaska	AK	N								
3.	Arizona	AZ	N								
4.	Arkansas	AR	N								
5.	California	CA	N								
6.	Colorado	CO	N								
7.	Connecticut	CT	N								
8.	Delaware	DE	N								
9.	District of Columbia	DC	N								
10.	Florida	FL	N								
11.	Georgia	GA	N								
12.	Hawaii	HI	N								
13.	Idaho	ID	N								
14.	Illinois	IL	N								
15.	Indiana	IN	N								
16.	Iowa	IA	N								
17.	Kansas	KS	N								
18.	Kentucky	KY	N								
19.	Louisiana	LA	N								
20.	Maine	ME	N								
21.	Maryland	MD	N								
22.	Massachusetts	MA	N								
23.	Michigan	MI	L	9,117,931						9,117,931	
24.	Minnesota	MN	N								
25.	Mississippi	MS	N								
26.	Missouri	MO	N								
27.	Montana	MT	N								
28.	Nebraska	NE	N								
29.	Nevada	NV	N								
30.	New Hampshire	NH	N								
31.	New Jersey	NJ	N								
32.	New Mexico	NM	N								
33.	New York	NY	N								
34.	North Carolina	NC	N								
35.	North Dakota	ND	N								
36.	Ohio	OH	N								
37.	Oklahoma	OK	N								
38.	Oregon	OR	N								
39.	Pennsylvania	PA	N								
40.	Rhode Island	RI	N								
41.	South Carolina	SC	N								
42.	South Dakota	SD	N								
43.	Tennessee	TN	N								
44.	Texas	TX	N								
45.	Utah	UT	N								
46.	Vermont	VT	N								
47.	Virginia	VA	N								
48.	Washington	WA	N								
49.	West Virginia	WV	N								
50.	Wisconsin	WI	N								
51.	Wyoming	WY	N								
52.	American Samoa	AS	N								
53.	Guam	GU	N								
54.	Puerto Rico	PR	N								
55.	US Virgin Islands	VI	N								
56.	Northern Mariana Islands	MP	N								
57.	Canada	CAN	N								
58.	Aggregate Other Alien	OT	XXX								
59.	Subtotal	XXX		9,117,931						9,117,931	
60.	Reporting entity contributions for employee benefits plans	XXX									
61.	Total (Direct Business)	XXX		9,117,931						9,117,931	
Details of Write-Ins											
58001.		XXX									
58002.		XXX									
58003.		XXX									
58998.	Summary of remaining write-ins for Line 58 from overflow page	XXX									
58999.	Totals (Lines 58001 through 58003 plus 58998) (Line 58 above)	XXX									

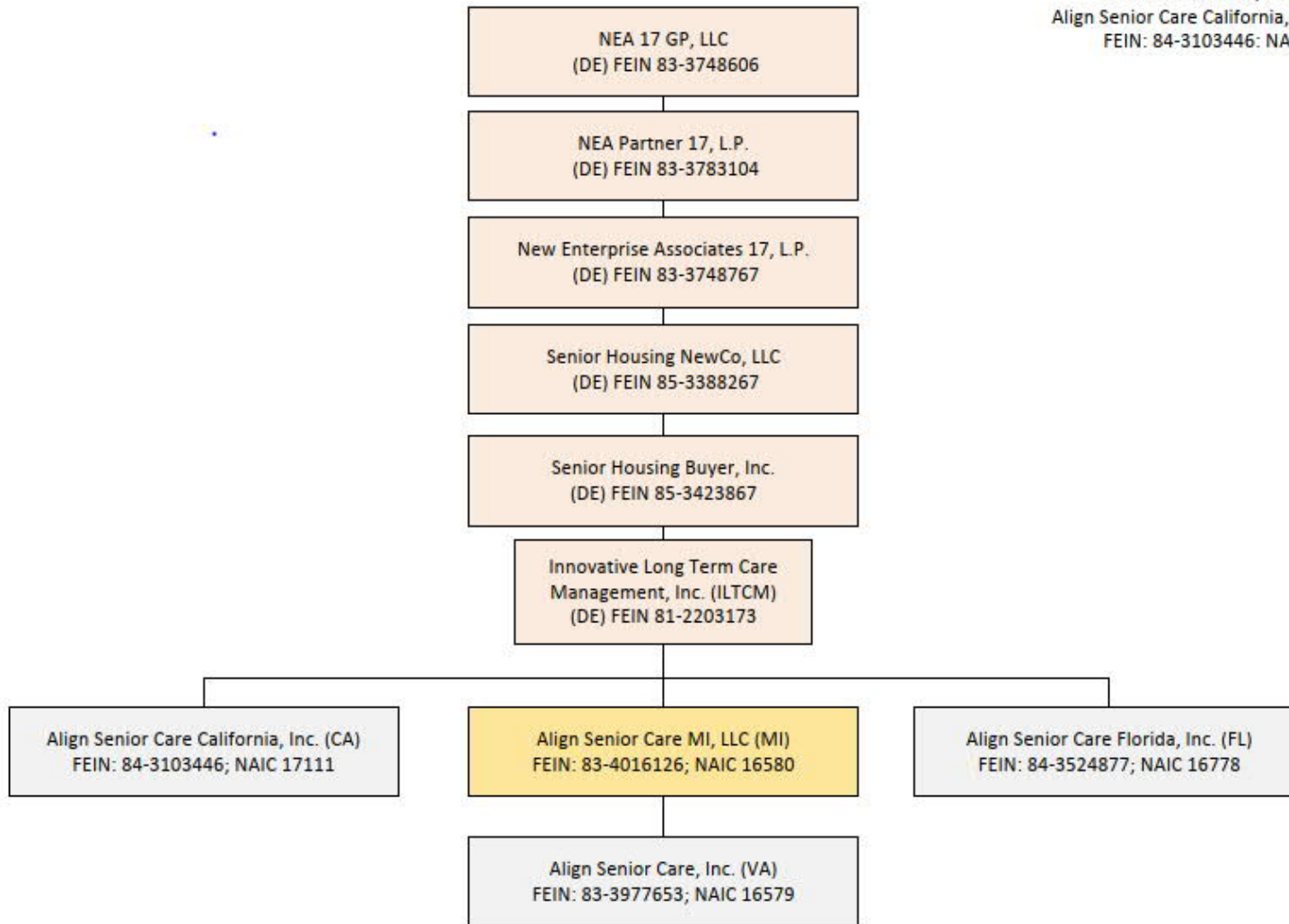
(a) Active Status Counts

1. L – Licensed or Chartered - Licensed insurance carrier or domiciled RRG	1	4. Q – Qualified - Qualified or accredited reinsurer	–
2. R – Registered – Non-domiciled RRGs	–	5. N – None of the above - Not allowed to write business in the state	56
3. E – Eligible - Reporting entities eligible or approved to write surplus lines in the state	–		

SCHEDULE Y - INFORMATION CONCERNING ACTIVITIES OF INSURER MEMBERS OF A HOLDING COMPANY GROUP

PART 1 - ORGANIZATIONAL CHART

Align Senior Care MI, LLC (MI)
 FEIN: 83-4016126; NAIC 16580
 Align Senior Care, Inc. (VA)
 FEIN: 83-3977653; NAIC 16579
 Align Senior Care Florida, Inc. (FL)
 FEIN: 84-3524877; NAIC 16778
 Align Senior Care California, Inc. (CA)
 FEIN: 84-3103446; NAIC 17111



SCHEDULE Y

PART 1A - DETAIL OF INSURANCE HOLDING COMPANY SYSTEM

1	2	3	4	5	6	7	8	9	10	11	12	13	14	15	16
Group Code	Group Name	NAIC Company Code	ID Number	Federal RSSD	CIK	Name of Securities Exchange if Publicly Traded (U.S. or International)	Names of Parent, Subsidiaries Or Affiliates	Domiciliary Location	Relationship to Reporting Entity	Directly Controlled by (Name of Entity/Person)	Type of Control (Ownership, Board, Management, Attorney-in-Fact, Influence, Other)	If Control is Ownership Provide Percentage	Ultimate Controlling Entity(ies) / Person(s)	Is an SCA Filing Required? (Yes/No)	*
4950	Innovative Long Term Care Mgmt Grp	16580	83-4016126				Align Senior Care MI, LLC	MI	RE	Innovative Long Term Care Management, Inc. (ILTCM)	Ownership	100.000	NEA 17 GP, LLC	NO	
4950	Innovative Long Term Care Mgmt Grp	16579	83-3977653				Align Senior Care, Inc.	VA	DS	Align Senior Care MI, LLC	Ownership	100.000	NEA 17 GP, LLC	NO	
4950	Innovative Long Term Care Mgmt Grp	16778	84-3524877				Align Senior Care Florida, Inc.	FL	IA	Innovative Long Term Care Management, Inc. (ILTCM)	Ownership	100.000	NEA 17 GP, LLC	NO	
4950	Innovative Long Term Care Mgmt Grp	17111	84-3103446				Align Senior Care California, Inc.	CA	IA	Innovative Long Term Care Management, Inc. (ILTCM)	Ownership	100.000	NEA 17 GP, LLC	NO	
			81-2203173				Innovative Long Term Care Management, Inc. (ILTCM)	DE	UDP	Senior Housing Buyer, Inc.	Ownership	100.000	NEA 17 GP, LLC	NO	
			85-3423867				Senior Housing Buyer, Inc.	DE	UIP	Senior Housing NewCo, LLC	Ownership	100.000	NEA 17 GP, LLC	NO	
			85-3388267				Senior Housing NewCo, LLC	DE	UIP	New Enterprise Associates 17, L.P.	Ownership	100.000	NEA 17 GP, LLC	NO	
			83-3748767				New Enterprise Associates 17, L.P.	DE	UIP	NEA Partners 17, L.P.	Ownership	100.000	NEA 17 GP, LLC	NO	
			83-3783104				NEA Partners 17, L.P.	DE	UIP	NEA 17 GP, LLC	Ownership	100.000	NEA 17 GP, LLC	NO	
			83-3748606				NEA 17 GP, LLC	DE	UIP					NO	
			46-2915506				AllyAlign Health, Inc.	DE	NIA	Innovative Long Term Care Management, Inc. (ILTCM)	Ownership	100.000	NEA 17 GP, LLC	NO	
Asterisk	Explanation														

SUPPLEMENTAL EXHIBITS AND SCHEDULES INTERROGATORIES

The following supplemental reports are required to be filed as part of your statement filing. However, in the event that your company does not transact the type of business for which the special report must be filed, your response of **NO** to the specific interrogatory will be accepted in lieu of filing a "NONE" report and a bar code will be printed below. If the supplement is required of your company but is not being filed for whatever reason enter **SEE EXPLANATION** and provide an explanation following the interrogatory questions.

	Response
1. Will the Medicare Part D Coverage Supplement be filed with the state of domicile and the NAIC with this statement?.....	No.....

August Filing

2. Will the regulator-only (non-public) Communication of Internal Control Related Matters Noted in Audit be filed with the state of domicile and electronically with the NAIC (as a regulator-only non-public document) by August 1? The response for 1st and 3rd quarters should be N/A. A NO response resulting with a bar code is only appropriate in the 2nd quarter.....	YES.....
---	----------

EXPLANATION:

1.
2.

BARCODES:

1. 
1 6 5 8 0 2 0 2 3 3 6 5 0 0 0 0 2

2.

OVERFLOW PAGE FOR WRITE-INS

SCHEDULE A – VERIFICATION

Real Estate

	1	2
	Year to Date	Prior Year Ended December 31
1. Book/adjusted carrying value, December 31 of prior year.....		
2. Cost of acquired:		
2.1 Actual cost at time of acquisition.....		
2.2 Additional investment made after acquisition.....		
3. Current year change in encumbrances.....		
4. Total gain (loss) on disposals.....		
5. Deduct amounts received on disposals.....		
6. Total foreign exchange change in book / adjusted carrying value.....		
7. Deduct current year's other-than-temporary impairment recognized.....		
8. Deduct current year's depreciation.....		
9. Book/adjusted carrying value at the end of current period (Lines 1+2+3+4-5+6-7-8).....		
10. Deduct total nonadmitted amounts.....		
11. Statement value at end of current period (Line 9 minus Line 10).....		

NONE

SCHEDULE B – VERIFICATION

Mortgage Loans

	1	2
	Year to Date	Prior Year Ended December 31
1. Book value/recorded investment excluding accrued interest, December 31 of prior year.....		
2. Cost of acquired:		
2.1 Actual cost at time of acquisition.....		
2.2 Additional investment made after acquisition.....		
3. Capitalized deferred interest and other.....		
4. Accrual of discount.....		
5. Unrealized valuation increase (decrease).....		
6. Total gain (loss) on disposals.....		
7. Deduct amounts received on disposals.....		
8. Deduct amortization of premium and mortgage interest points and comm. net fees.....		
9. Total foreign exchange change in book value/recorded investment excluding accrued interest.....		
10. Deduct current year's other-than-temporary impairment recognized.....		
11. Book value/recorded investment excluding accrued interest at end of current period (Lines 1+2+3+4+5+6-7-8+9-10).....		
12. Total valuation allowance.....		
13. Subtotal (Line 11 plus Line 12).....		
14. Deduct total nonadmitted amounts.....		
15. Statement value at end of current period (Line 13 minus Line 14).....		

NONE

SCHEDULE BA - VERIFICATION

Other Long-Term Invested Assets

	1	2
	Year to Date	Prior Year Ended December 31
1. Book/adjusted carrying value, December 31 of prior year.....		
2. Cost of acquired:		
2.1 Actual cost at time of acquisition.....		
2.2 Additional investment made after acquisition.....		
3. Capitalized deferred interest and other.....		
4. Accrual of discount.....		
5. Unrealized valuation increase (decrease).....		
6. Total gain (loss) on disposals.....		
7. Deduct amounts received on disposals.....		
8. Deduct amortization of premium and depreciation.....		
9. Total foreign exchange change in book / adjusted carrying value.....		
10. Deduct current year's other-than-temporary impairment recognized.....		
11. Book/adjusted carrying value at end of current period (Lines 1+2+3+4+5+6-7-8+9-10).....		
12. Deduct total nonadmitted amounts.....		
13. Statement value at end of current period (Line 11 minus Line 12).....		

NONE

SCHEDULE D - VERIFICATION

Bonds and Stocks

	1	2
	Year to Date	Prior Year Ended December 31
1. Book/adjusted carrying value of bonds and stocks, December 31 of prior year.....	3,445,272	3,575,877
2. Cost of bonds and stocks acquired.....		
3. Accrual of discount.....	298	595
4. Unrealized valuation increase (decrease).....	(87,350)	(131,200)
5. Total gain (loss) on disposals.....		
6. Deduct consideration for bonds and stocks disposed of.....		
7. Deduct amortization of premium.....		
8. Total foreign exchange change in book / adjusted carrying value.....		
9. Deduct current year's other-than-temporary impairment recognized.....		
10. Total investment income recognized as a result of prepayment penalties and/or acceleration fees.....		
11. Book/adjusted carrying value at end of current period (Lines 1+2+3+4+5-6-7+8-9+10).....	3,358,220	3,445,272
12. Deduct total nonadmitted amounts.....		
13. Statement value at end of current period (Line 11 minus Line 12).....	3,358,220	3,445,272

SCHEDULE D – PART 1B

Showing the Acquisitions, Dispositions and Non-Trading Activity
During the Current Quarter for all Bonds and Preferred Stock by NAIC Designation

NAIC Designation	1 Book / Adjusted Carrying Value Beginning of Current Quarter	2 Acquisitions During Current Quarter	3 Dispositions During Current Quarter	4 Non-Trading Activity During Current Quarter	5 Book / Adjusted Carrying Value End of First Quarter	6 Book / Adjusted Carrying Value End of Second Quarter	7 Book / Adjusted Carrying Value End of Third Quarter	8 Book / Adjusted Carrying Value December 31 Prior Year
Bonds								
1. NAIC 1 (a)	509,653			149	509,653	509,802		509,504
2. NAIC 2 (a)								
3. NAIC 3 (a)								
4. NAIC 4 (a)								
5. NAIC 5 (a)								
6. NAIC 6 (a)								
7. Total Bonds	509,653			149	509,653	509,802		509,504
Preferred Stock								
8. NAIC 1								
9. NAIC 2								
10. NAIC 3								
11. NAIC 4								
12. NAIC 5								
13. NAIC 6								
14. Total Preferred Stock								
15. Total Bonds & Preferred Stock	509,653			149	509,653	509,802		509,504

(a) Book/Adjusted Carrying Value column for the end of the current reporting period includes the following amount of short-term and cash equivalent bonds by NAIC designation:
NAIC 1 \$; NAIC 2 \$; NAIC 3 \$; NAIC 4 \$; NAIC 5 \$; NAIC 6 \$

(SI-03) Schedule DA - Part 1

NONE

(SI-03) Schedule DA - Verification - Short-Term Investments

NONE

(SI-04) Schedule DB - Part A - Verification - Options, Caps, Floors, Collars, Swaps and Forwards

NONE

(SI-04) Schedule DB - Part B - Verification - Futures Contracts

NONE

(SI-05) Schedule DB - Part C - Section 1

NONE

(SI-06) Schedule DB - Part C - Section 2

NONE

(SI-07) Schedule DB - Verification

NONE

(SI-08) Schedule E - Part 2 - Verification - Cash Equivalents

NONE

(E-01) Schedule A - Part 2

NONE

(E-01) Schedule A - Part 3

NONE

(E-02) Schedule B - Part 2

NONE

(E-02) Schedule B - Part 3

NONE

(E-03) Schedule BA - Part 2

NONE

(E-03) Schedule BA - Part 3

NONE

(E-04) Schedule D - Part 3

NONE

(E-05) Schedule D - Part 4

NONE

(E-06) Schedule DB - Part A - Section 1

NONE

(E-06) Schedule DB - Part A - Section 1 - Description of Hedged Risk(s)

NONE

(E-06) Schedule DB - Part A - Section 1 - Financial or Economic Impact of The Hedge at the End of the Reporting Period

NONE

(E-07) Schedule DB - Part B - Section 1

NONE

(E-07) Schedule DB - Part B - Section 1 - Broker Name

NONE

(E-07) Schedule DB - Part B - Section 1 - Description of Hedged Risk(s)

NONE

(E-07) Schedule DB - Part B - Section 1 - Financial or Economic Impact of The Hedge at the End of the Reporting Period

NONE

(E-08) Schedule DB - Part D - Section 1

NONE

(E-09) Schedule DB - Part D - Section 2 - Collateral Pledged By Reporting Entity

NONE

(E-09) Schedule DB - Part D - Section 2 - Collateral Pledged To Reporting Entity

NONE

(E-10) Schedule DB - Part E

NONE

(E-11) Schedule DL - Part 1

NONE

(E-12) Schedule DL - Part 2

NONE

SCHEDULE E - PART 1 - CASH

Month End Depository Balances

1 Depository	2 Code	3 Rate of Interest	4 Amount of Interest Received During Current Quarter	5 Amount of Interest Accrued at Current Statement Date	Book Balance at End of Each Month During Current Quarter			9 *
					6 First Month	7 Second Month	8 Third Month	
Checking (xxx9049) – 3003 Tasman Drive Santa Clara, CA 95054		0.160			(178,737)	(104,210)	(305,822)	XXX
SVB Sweep – 3003 Tasman Drive Santa Clara, CA 95054		3.750	45,133		5,051,553	5,732,795	7,568,957	XXX
Truist – 214 N Tryon St, Ste 3, Charlotte, NC, 28201					250,000	250,000	250,000	XXX
0199998 – Deposits in depositories that do not exceed the allowable limit in any one depository (see Instructions) - Open Depositories								XXX
0199999 – Total Open Depositories			45,133		5,122,816	5,878,585	7,513,135	XXX
0299998 – Deposits in depositories that do not exceed the allowable limit in any one depository (see Instructions) - Suspended Depositories								XXX
0299999 – Total Suspended Depositories								XXX
0399999 – Total Cash on Deposit			45,133		5,122,816	5,878,585	7,513,135	XXX
0499999 – Cash in Company's Office			XXX	XXX				XXX
0599999 – Total			45,133		5,122,816	5,878,585	7,513,135	XXX

SCHEDULE E - PART 2 - CASH EQUIVALENTS

Show Investments Owned End of Current Quarter

1 CUSIP	2 Description	3 Code	4 Date Acquired	5 Rate of Interest	6 Maturity Date	7 Book / Adjusted Carrying Value	8 Amount of Interest Due and Accrued	9 Amount Received During Year
8609999999 – Total Cash Equivalents.....								

NONE