9 5 4 6 7 2 0 2 3 2 0 1 0 0 1 0 3

HEALTH QUARTERLY STATEMENT

AS OF SEPTEMBER 30, 2023
OF THE CONDITION AND AFFAIRS OF THE

UnitedHealthcare Community Plan, Inc.

NAIC Group Code 0707 (Current) 0707 (Prior) NAIC Company Code 95467 Employer's ID Number 38-3204052

Organized under the Laws of Michigan, State of Domicile or Port of Entry MI

Country of Domicile United States of America

Licensed as business type: Health Maintenance Organization

Is HMO Federally Qualified? Yes [ ] No [X]

Incorporated/Organized 10/11/1994 Commenced Business 10/11/1994

Statutory Home Office 3000 Town Center Drive, Suite 1400 (Street and Number), Southfield, MI, US 48075 (City or Town, State, Country and Zip Code)

Main Administrative Office 3000 Town Center Drive, Suite 1400 (Street and Number)
Southfield, MI, US 48075 (City or Town, State, Country and Zip Code), 248-331-4389 (Area Code) (Telephone Number)

Mail Address 9800 Health Care Lane, MN017-W500 (Street and Number or P.O. Box), Minnetonka, MN, US 55343 (City or Town, State, Country and Zip Code)

Primary Location of Books and Records 3000 Town Center Drive, Suite 1400 (Street and Number)
Southfield, MI, US 48075 (City or Town, State, Country and Zip Code), 248-331-4389 (Area Code) (Telephone Number)

Internet Website Address www.uhccommunityplan.com

Statutory Statement Contact Robyn Melissa Carter (Name), 952-979-6131 (Area Code) (Telephone Number)
robyn_carter@uhc.com (E-mail Address), 952-931-4651 (FAX Number)

OFFICERS

President Dennis James Mouras
Chief Financial Officer Carol Ann Gothard
Treasurer Peter Marshall Gill
Secretary Bryn Searns #

OTHER

Nyle Brent Cottington, Vice President
Heather Anastasia Lang, Assistant Secretary

DIRECTORS OR TRUSTEES

Wendy Margaret Abbott
Trina Michelle Burnett
Michelle Leib Crakes
Tracy Lynn Davidson
Debra Joanne Sather

State of Michigan
County of Oakland

State of Michigan
County of Oakland

State of
County of

The officers of this reporting entity being duly sworn, each depose and say that they are the described officers of said reporting entity, and that on the reporting period stated above, all of the herein described assets were the absolute property of the said reporting entity, free and clear from any liens or claims thereon, except as herein stated, and that this statement, together with related exhibits, schedules and explanations therein contained, annexed or referred to, is a full and true statement of all the assets and liabilities and of the condition and affairs of the said reporting entity as of the reporting period stated above, and of its income and deductions therefrom for the period ended, and have been completed in accordance with the NAIC Annual Statement Instructions and Accounting Practices and Procedures manual except to the extent that: (1) state law may differ; or, (2) that state rules or regulations require differences in reporting not related to accounting practices and procedures, according to the best of their information, knowledge and belief, respectively. Furthermore, the scope of this attestation by the described officers also includes the related corresponding electronic filing with the NAIC, when required, that is an exact copy (except for formatting differences due to electronic filing) of the enclosed statement. The electronic filing may be requested by various regulators in lieu of or in addition to the enclosed statement.

Dennis James Mouras	Carol Ann Gothard	Peter Marshall Gill
President	Chief Financial Officer	Treasurer
Subscribed and sworn to before me this 31st day of October, 2023	Subscribed and sworn to before me this 31st day of October, 2023	Subscribed and sworn to before me this ____ day of ____

a. Is this an original filing?..... Yes [X] No [ ]
b. If no,
1. State the amendment number.....
2. Date filed.....
3. Number of pages attached.....

LEANETTE INELLE HORNE
Notary Public - State of Michigan
County of Wayne
My Commission Expires Nov 4, 2029
Acting in the County of Oakland

9 5 4 6 7 2 0 2 3 2 0 1 0 0 1 0 3

HEALTH QUARTERLY STATEMENT

AS OF SEPTEMBER 30, 2023
OF THE CONDITION AND AFFAIRS OF THE

UnitedHealthcare Community Plan, Inc.

NAIC Group Code 0707 (Current) 0707 (Prior) NAIC Company Code 95467 Employer's ID Number 38-3204052

Organized under the Laws of Michigan, State of Domicile or Port of Entry MI

Country of Domicile United States of America

Licensed as business type: Health Maintenance Organization

Is HMO Federally Qualified? Yes [ ] No [X]

Incorporated/Organized 10/11/1994 Commenced Business 10/11/1994

Statutory Home Office 3000 Town Center Drive, Suite 1400 (Street and Number), Southfield, MI, US 48075 (City or Town, State, Country and Zip Code)

Main Administrative Office 3000 Town Center Drive, Suite 1400 (Street and Number)
Southfield, MI, US 48075 (City or Town, State, Country and Zip Code), 248-331-4389 (Area Code) (Telephone Number)

Mail Address 9800 Health Care Lane, MN017-W500 (Street and Number or P.O. Box), Minnetonka, MN, US 55343 (City or Town, State, Country and Zip Code)

Primary Location of Books and Records 3000 Town Center Drive, Suite 1400 (Street and Number)
Southfield, MI, US 48075 (City or Town, State, Country and Zip Code), 248-331-4389 (Area Code) (Telephone Number)

Internet Website Address www.uhccommunityplan.com

Statutory Statement Contact Robyn Melissa Carter (Name), 952-979-6131 (Area Code) (Telephone Number)
robyn_carter@uhc.com (E-mail Address), 952-931-4651 (FAX Number)

OFFICERS

President Dennis James Mouras
Chief Financial Officer Carol Ann Gothard
Treasurer Peter Marshall Gill
Secretary Bryn Searns #

OTHER

Nyle Brent Cottington, Vice President
Heather Anastasia Lang, Assistant Secretary

DIRECTORS OR TRUSTEES

Wendy Margaret Abbott
Trina Michelle Burnett
Michelle Leib Crakes
Tracy Lynn Davidson
Debra Joanne Sather

State of
County of

State of
County of

State of Minnesota
County of Hennepin

The officers of this reporting entity being duly sworn, each depose and say that they are the described officers of said reporting entity, and that on the reporting period stated above, all of the herein described assets were the absolute property of the said reporting entity, free and clear from any liens or claims thereon, except as herein stated, and that this statement, together with related exhibits, schedules and explanations therein contained, annexed or referred to, is a full and true statement of all the assets and liabilities and of the condition and affairs of the said reporting entity as of the reporting period stated above, and of its income and deductions therefrom for the period ended, and have been completed in accordance with the NAIC Annual Statement Instructions and Accounting Practices and Procedures manual except to the extent that: (1) state law may differ; or, (2) that state rules or regulations require differences in reporting not related to accounting practices and procedures, according to the best of their information, knowledge and belief, respectively. Furthermore, the scope of this attestation by the described officers also includes the related corresponding electronic filing with the NAIC, when required, that is an exact copy (except for formatting differences due to electronic filing) of the enclosed statement. The electronic filing may be requested by various regulators in lieu of or in addition to the enclosed statement.

Dennis James Mouras	Carol Ann Gothard	Peter Marshall Gill
President	Chief Financial Officer	Treasurer
Subscribed and sworn to before me this _____ day of _____	Subscribed and sworn to before me this _____ day of _____	Subscribed and sworn to before me this 2nd day of November 2023

a. Is this an original filing?..... Yes [X] No [ ]
b. If no,
1. State the amendment number.....
2. Date filed.....
3. Number of pages attached.....

INGRID RICKBERG
NOTARY PUBLIC
MINNESOTA
My Commission Expires Jan. 31, 2028

ASSETS

		Current Statement Date 1 Assets	2 Nonadmitted Assets	3 Net Admitted Assets (Cols. 1 - 2)	4 December 31 Prior Year Net Admitted Assets
1.	Bonds	83,755,531	0	83,755,531	80,492,694
2.	Stocks:				
	2.1 Preferred stocks	0	0	0	0
	2.2 Common stocks	0	0	0	0
3.	Mortgage loans on real estate:				
	3.1 First liens	0	0	0	0
	3.2 Other than first liens	0	0	0	0
4.	Real estate:				
	4.1 Properties occupied by the company (less $ 0 encumbrances)	0	0	0	0
	4.2 Properties held for the production of income (less $ 0 encumbrances)	0	0	0	0
	4.3 Properties held for sale (less $ 0 encumbrances)	0	0	0	0
5.	Cash ($ 7,286,242), cash equivalents ($ 216,967,621) and short-term investments ($ 78,379,823)	302,633,686	0	302,633,686	221,200,448
6.	Contract loans (including $ 0 premium notes)	0	0	0	0
7.	Derivatives	0	0	0	0
8.	Other invested assets	12,006,569	0	12,006,569	8,987,012
9.	Receivables for securities	2,392,011	0	2,392,011	904
10.	Securities lending reinvested collateral assets	0	0	0	0
11.	Aggregate write-ins for invested assets	0	0	0	0
12.	Subtotals, cash and invested assets (Lines 1 to 11)	400,787,797	0	400,787,797	310,681,058
13.	Title plants less $ 0 charged off (for Title insurers only)	0	0	0	0
14.	Investment income due and accrued	1,657,421	0	1,657,421	1,376,514
15.	Premiums and considerations:				
	15.1 Uncollected premiums and agents' balances in the course of collection	24,788,391	148,538	24,639,853	25,404,710
	15.2 Deferred premiums, agents' balances and installments booked but deferred and not yet due (including $ 0 earned but unbilled premiums)	0	0	0	0
	15.3 Accrued retrospective premiums ($ 0) and contracts subject to redetermination ($ 34,181,465)	33,783,286	0	33,783,286	26,990,410
16.	Reinsurance:				
	16.1 Amounts recoverable from reinsurers	0	0	0	0
	16.2 Funds held by or deposited with reinsured companies	0	0	0	0
	16.3 Other amounts receivable under reinsurance contracts	0	0	0	0
17.	Amounts receivable relating to uninsured plans	48,578	10,101	38,477	108,625
18.1	Current federal and foreign income tax recoverable and interest thereon	0	0	0	0
18.2	Net deferred tax asset	1,930,630	0	1,930,630	1,282,244
19.	Guaranty funds receivable or on deposit	0	0	0	0
20.	Electronic data processing equipment and software	0	0	0	0
21.	Furniture and equipment, including health care delivery assets ($ 0)	0	0	0	0
22.	Net adjustment in assets and liabilities due to foreign exchange rates	0	0	0	0
23.	Receivables from parent, subsidiaries and affiliates	0	0	0	0
24.	Health care ($ 34,474,235) and other amounts receivable	40,156,692	5,682,457	34,474,235	22,391,109
25.	Aggregate write-ins for other than invested assets	280,204	280,204	0	0
26.	Total assets excluding Separate Accounts, Segregated Accounts and Protected Cell Accounts (Lines 12 to 25)	503,432,999	6,121,300	497,311,699	388,234,670
27.	From Separate Accounts, Segregated Accounts and Protected Cell Accounts	0	0	0	0
28.	Total (Lines 26 and 27)	503,432,999	6,121,300	497,311,699	388,234,670
	DETAILS OF WRITE-INS				
1101.					
1102.					
1103.					
1198.	Summary of remaining write-ins for Line 11 from overflow page	0	0	0	0
1199.	Totals (Lines 1101 through 1103 plus 1198)(Line 11 above)	0	0	0	0
2501.	Prepaid Commissions	130	130	0	0
2502.	Miscellaneous Receivables	280,074	280,074	0	0
2503.					
2598.	Summary of remaining write-ins for Line 25 from overflow page	0	0	0	0
2599.	Totals (Lines 2501 through 2503 plus 2598)(Line 25 above)	280,204	280,204	0	0

LIABILITIES, CAPITAL AND SURPLUS

		Current Period			Prior Year
		1 Covered	2 Uncovered	3 Total	4 Total
1.	Claims unpaid (less $ 3,906,411 reinsurance ceded)	117,138,956	46,391	117,185,347	111,101,487
2.	Accrued medical incentive pool and bonus amounts	7,988,701	0	7,988,701	7,357,458
3.	Unpaid claims adjustment expenses	1,254,369	0	1,254,369	1,152,367
4.	Aggregate health policy reserves, including the liability of $ 4,808,840 for medical loss ratio rebate per the Public Health Service Act	18,147,221	0	18,147,221	37,942,683
5.	Aggregate life policy reserves	0	0	0	0
6.	Property/casualty unearned premium reserve	0	0	0	0
7.	Aggregate health claim reserves	1,344,415	570	1,344,985	1,379,362
8.	Premiums received in advance	54,395,864	0	54,395,864	6,221,502
9.	General expenses due or accrued	19,733,729	0	19,733,729	21,190,290
10.1	Current federal and foreign income tax payable and interest thereon (including $ 0 on realized gains (losses))	1,553,778	0	1,553,778	2,970,188
10.2	Net deferred tax liability	0	0	0	0
11.	Ceded reinsurance premiums payable	0	0	0	0
12.	Amounts withheld or retained for the account of others	0	0	0	0
13.	Remittances and items not allocated	161,892	0	161,892	1,821
14.	Borrowed money (including $ 0 current) and interest thereon $ 0 (including $ 0 current)	0	0	0	0
15.	Amounts due to parent, subsidiaries and affiliates	8,719,841	0	8,719,841	3,954,810
16.	Derivatives	0	0	0	0
17.	Payable for securities	3,116,496	0	3,116,496	0
18.	Payable for securities lending	0	0	0	0
19.	Funds held under reinsurance treaties (with $ 0 authorized reinsurers, $ 0 unauthorized reinsurers and $ 0 certified reinsurers)	0	0	0	0
20.	Reinsurance in unauthorized and certified ($ 0) companies	0	0	0	0
21.	Net adjustments in assets and liabilities due to foreign exchange rates	0	0	0	0
22.	Liability for amounts held under uninsured plans	45,153,935	0	45,153,935	7,994,560
23.	Aggregate write-ins for other liabilities (including $ 157,292 current)	157,292	0	157,292	127,865
24.	Total liabilities (Lines 1 to 23)	278,866,489	46,961	278,913,450	201,394,393
25.	Aggregate write-ins for special surplus funds	XXX	XXX	0	0
26.	Common capital stock	XXX	XXX	0	0
27.	Preferred capital stock	XXX	XXX	0	0
28.	Gross paid in and contributed surplus	XXX	XXX	56,003,392	56,003,392
29.	Surplus notes	XXX	XXX	0	0
30.	Aggregate write-ins for other than special surplus funds	XXX	XXX	0	0
31.	Unassigned funds (surplus)	XXX	XXX	162,394,857	130,836,885
32.	Less treasury stock, at cost:				
	32.1 0 shares common (value included in Line 26 $ 0)	XXX	XXX	0	0
	32.2 0 shares preferred (value included in Line 27 $ 0)	XXX	XXX	0	0
33.	Total capital and surplus (Lines 25 to 31 minus Line 32)	XXX	XXX	218,398,249	186,840,277
34.	Total liabilities, capital and surplus (Lines 24 and 33)	XXX	XXX	497,311,699	388,234,670
	DETAILS OF WRITE-INS				
2301.	Unclaimed Property	157,292	0	157,292	127,865
2302.					
2303.					
2398.	Summary of remaining write-ins for Line 23 from overflow page	0	0	0	0
2399.	Totals (Lines 2301 through 2303 plus 2398)(Line 23 above)	157,292	0	157,292	127,865
2501.		XXX	XXX		
2502.		XXX	XXX		
2503.		XXX	XXX		
2598.	Summary of remaining write-ins for Line 25 from overflow page	XXX	XXX	0	0
2599.	Totals (Lines 2501 through 2503 plus 2598)(Line 25 above)	XXX	XXX	0	0
3001.		XXX	XXX		
3002.		XXX	XXX		
3003.		XXX	XXX		
3098.	Summary of remaining write-ins for Line 30 from overflow page	XXX	XXX	0	0
3099.	Totals (Lines 3001 through 3003 plus 3098)(Line 30 above)	XXX	XXX	0	0

STATEMENT OF REVENUE AND EXPENSES

		Current Year To Date		Prior Year To Date	Prior Year Ended December 31
		1 Uncovered	2 Total	3 Total	4 Total
1.	Member Months	XXX	3,110,563	2,896,764	3,881,402
2.	Net premium income (including $ 0 non-health premium income)	XXX	1,357,608,316	981,197,297	1,380,864,406
3.	Change in unearned premium reserves and reserve for rate credits	XXX	11,958,688	111,053,671	104,202,388
4.	Fee-for-service (net of $ 0 medical expenses)	XXX	0	0	0
5.	Risk revenue	XXX	0	0	0
6.	Aggregate write-ins for other health care related revenues	XXX	0	0	0
7.	Aggregate write-ins for other non-health revenues	XXX	0	0	0
8.	Total revenues (Lines 2 to 7)	XXX	1,369,567,004	1,092,250,968	1,485,066,794
	Hospital and Medical:				
9.	Hospital/medical benefits	183,347	728,986,599	602,949,954	819,445,331
10.	Other professional services	1,086	32,073,546	11,976,997	17,135,638
11.	Outside referrals	0	0	0	0
12.	Emergency room and out-of-area	2,390	60,574,287	55,415,811	75,434,052
13.	Prescription drugs	18,442	267,645,987	215,008,769	291,707,917
14.	Aggregate write-ins for other hospital and medical	0	0	0	0
15.	Incentive pool, withhold adjustments and bonus amounts	0	11,626,419	11,867,978	17,736,966
16.	Subtotal (Lines 9 to 15)	205,265	1,100,906,838	897,219,509	1,221,459,904
	Less:				
17.	Net reinsurance recoveries	0	5,607,262	6,027,956	7,307,260
18.	Total hospital and medical (Lines 16 minus 17)	205,265	1,095,299,576	891,191,553	1,214,152,644
19.	Non-health claims (net)	0	0	0	0
20.	Claims adjustment expenses, including $ 40,358,449 cost containment expenses	0	50,775,397	79,149,175	56,892,277
21.	General administrative expenses	0	132,488,655	87,558,324	157,608,427
22.	Increase in reserves for life and accident and health contracts (including $ 0 increase in reserves for life only)	0	0	0	0
23.	Total underwriting deductions (Lines 18 through 22)	205,265	1,278,563,628	1,057,899,052	1,428,653,348
24.	Net underwriting gain or (loss) (Lines 8 minus 23)	XXX	91,003,376	34,351,916	56,413,446
25.	Net investment income earned	0	11,528,067	2,102,397	4,350,480
26.	Net realized capital gains (losses) less capital gains tax of $ 10,537	0	39,639	(777,803)	(778,645)
27.	Net investment gains (losses) (Lines 25 plus 26)	0	11,567,706	1,324,594	3,571,835
28.	Net gain or (loss) from agents' or premium balances charged off [(amount recovered $ 812) (amount charged off $ (3,191))]	0	(2,379)	7,814	7,617
29.	Aggregate write-ins for other income or expenses	0	0	0	0
30.	Net income or (loss) after capital gains tax and before all other federal income taxes (Lines 24 plus 27 plus 28 plus 29)	XXX	102,568,703	35,684,324	59,992,898
31.	Federal and foreign income taxes incurred	XXX	20,461,053	6,596,882	11,410,476
32.	Net income (loss) (Lines 30 minus 31)	XXX	82,107,650	29,087,442	48,582,422
	DETAILS OF WRITE-INS				
0601.		XXX			
0602.		XXX			
0603.		XXX			
0698.	Summary of remaining write-ins for Line 6 from overflow page	XXX	0	0	0
0699.	Totals (Lines 0601 through 0603 plus 0698)(Line 6 above)	XXX	0	0	0
0701.		XXX			
0702.		XXX			
0703.		XXX			
0798.	Summary of remaining write-ins for Line 7 from overflow page	XXX	0	0	0
0799.	Totals (Lines 0701 through 0703 plus 0798)(Line 7 above)	XXX	0	0	0
1401.					
1402.					
1403					
1498.	Summary of remaining write-ins for Line 14 from overflow page	0	0	0	0
1499.	Totals (Lines 1401 through 1403 plus 1498)(Line 14 above)	0	0	0	0
2901.					
2902.					
2903					
2998.	Summary of remaining write-ins for Line 29 from overflow page	0	0	0	0
2999.	Totals (Lines 2901 through 2903 plus 2998)(Line 29 above)	0	0	0	0

STATEMENT OF REVENUE AND EXPENSES (Continued)

		1 Current Year to Date	2 Prior Year to Date	3 Prior Year Ended December 31
	CAPITAL AND SURPLUS ACCOUNT			
33.	Capital and surplus prior reporting year	186,840,277	136,815,531	136,815,531
34.	Net income or (loss) from Line 32	82,107,650	29,087,442	48,582,422
35.	Change in valuation basis of aggregate policy and claim reserves	0	0	0
36.	Change in net unrealized capital gains (losses) less capital gains tax of $ 0	0	0	0
37.	Change in net unrealized foreign exchange capital gain or (loss)	0	0	0
38.	Change in net deferred income tax	648,386	(443,466)	(150,549)
39.	Change in nonadmitted assets	(2,698,064)	2,577,809	1,592,873
40	Change in unauthorized and certified reinsurance	0	0	0
41.	Change in treasury stock	0	0	0
42.	Change in surplus notes	0	0	0
43.	Cumulative effect of changes in accounting principles	0	0	0
44.	Capital Changes:			
	44.1 Paid in	0	0	0
	44.2 Transferred from surplus (Stock Dividend)	0	0	0
	44.3 Transferred to surplus	0	0	0
45.	Surplus adjustments:			
	45.1 Paid in	0	0	0
	45.2 Transferred to capital (Stock Dividend)	0	0	0
	45.3 Transferred from capital	0	0	0
46.	Dividends to stockholders	(48,500,000)	0	0
47.	Aggregate write-ins for gains or (losses) in surplus	0	0	0
48.	Net change in capital & surplus (Lines 34 to 47)	31,557,972	31,221,785	50,024,746
49.	Capital and surplus end of reporting period (Line 33 plus 48)	218,398,249	168,037,316	186,840,277
	DETAILS OF WRITE-INS			
4701.				
4702.				
4703.				
4798.	Summary of remaining write-ins for Line 47 from overflow page	0	0	0
4799.	Totals (Lines 4701 through 4703 plus 4798)(Line 47 above)	0	0	0

CASH FLOW

		1 Current Year To Date	2 Prior Year To Date	3 Prior Year Ended December 31
	Cash from Operations			
1.	Premiums collected net of reinsurance	1,391,844,501	1,014,390,406	1,375,067,898
2.	Net investment income	12,262,668	3,047,492	5,339,179
3.	Miscellaneous income	0	0	0
4.	Total (Lines 1 to 3)	1,404,107,169	1,017,437,898	1,380,407,077
5.	Benefit and loss related payments	1,103,038,993	856,828,830	1,182,644,291
6.	Net transfers to Separate Accounts, Segregated Accounts and Protected Cell Accounts	0	0	0
7.	Commissions, expenses paid and aggregate write-ins for deductions	147,713,184	163,242,651	216,961,923
8.	Dividends paid to policyholders	0	0	0
9.	Federal and foreign income taxes paid (recovered) net of $ 0 tax on capital gains (losses)	21,888,000	11,162,000	13,856,902
10.	Total (Lines 5 through 9)	1,272,640,177	1,031,233,481	1,413,463,116
11.	Net cash from operations (Line 4 minus Line 10)	131,466,992	(13,795,583)	(33,056,039)
	Cash from Investments			
12.	Proceeds from investments sold, matured or repaid:			
	12.1 Bonds	13,004,498	32,396,598	33,264,734
	12.2 Stocks	0	0	0
	12.3 Mortgage loans	0	0	0
	12.4 Real estate	0	0	0
	12.5 Other invested assets	0	0	0
	12.6 Net gains or (losses) on cash, cash equivalents and short-term investments	402	(1,805)	(1,805)
	12.7 Miscellaneous proceeds	3,116,496	2,482,069	0
	12.8 Total investment proceeds (Lines 12.1 to 12.7)	16,121,396	34,876,862	33,262,929
13.	Cost of investments acquired (long-term only):			
	13.1 Bonds	16,135,972	36,445,418	36,889,675
	13.2 Stocks	0	0	0
	13.3 Mortgage loans	0	0	0
	13.4 Real estate	0	0	0
	13.5 Other invested assets	4,082,497	0	0
	13.6 Miscellaneous applications	2,391,107	0	722
	13.7 Total investments acquired (Lines 13.1 to 13.6)	22,609,576	36,445,418	36,890,397
14.	Net increase (or decrease) in contract loans and premium notes	0	0	0
15.	Net cash from investments (Line 12.8 minus Line 13.7 and Line 14)	(6,488,180)	(1,568,556)	(3,627,468)
	Cash from Financing and Miscellaneous Sources			
16.	Cash provided (applied):			
	16.1 Surplus notes, capital notes	0	0	0
	16.2 Capital and paid in surplus, less treasury stock	0	0	0
	16.3 Borrowed funds	0	0	0
	16.4 Net deposits on deposit-type contracts and other insurance liabilities	0	0	0
	16.5 Dividends to stockholders	48,500,000	0	0
	16.6 Other cash provided (applied)	4,954,426	10,958,659	920,040
17.	Net cash from financing and miscellaneous sources (Line 16.1 through Line 16.4 minus Line 16.5 plus Line 16.6)	(43,545,574)	10,958,659	920,040
	RECONCILIATION OF CASH, CASH EQUIVALENTS AND SHORT-TERM INVESTMENTS			
18.	Net change in cash, cash equivalents and short-term investments (Line 11, plus Lines 15 and 17)	81,433,238	(4,405,480)	(35,763,467)
19.	Cash, cash equivalents and short-term investments:			
	19.1 Beginning of year	221,200,448	256,963,915	256,963,915
	19.2 End of period (Line 18 plus Line 19.1)	302,633,686	252,558,435	221,200,448

Note: Supplemental disclosures of cash flow information for non-cash transactions:

EXHIBIT OF PREMIUMS, ENROLLMENT AND UTILIZATION

	1	Comprehensive (Hospital & Medical)		4	5	6	7	8	9	10	11	12	13	14
		2	3											
	Total	Individual	Group	Medicare Supplement	Vision Only	Dental Only	Federal Employees Health Benefits Plan	Title XVIII Medicare	Title XIX Medicaid	Credit A&H	Disability Income	Long-Term Care	Other Health	Other Non-Health
Total Members at end of:														
1. Prior Year	329,073	2,626	1,547	0	0	0	0	19,598	305,302	0	0	0	0	0
2. First Quarter	342,713	5,469	1,452	0	0	0	0	25,430	310,362	0	0	0	0	0
3. Second Quarter	350,568	6,581	1,335	0	0	0	0	29,033	313,619	0	0	0	0	0
4. Third Quarter	340,942	7,801	1,354	0	0	0	0	32,472	299,315	0	0	0	0	0
5. Current Year	0	0	0	0	0	0	0	0	0	0	0	0	0	0
6. Current Year Member Months	3,110,563	54,761	12,552	0	0	0	0	249,314	2,793,936	0	0	0	0	0
Total Member Ambulatory Encounters for Period:														
7 Physician	2,498,107	17,966	7,223	0	0	0	0	451,996	2,020,922	0	0	0	0	0
8. Non-Physician	1,301,902	6,394	428	0	0	0	0	293,574	1,001,506	0	0	0	0	0
9. Total	3,800,009	24,360	7,651	0	0	0	0	745,570	3,022,428	0	0	0	0	0
10. Hospital Patient Days Incurred	91,575	1,356	176	0	0	0	0	30,196	59,847	0	0	0	0	0
11. Number of Inpatient Admissions	16,973	233	53	0	0	0	0	4,942	11,745	0	0	0	0	0
12. Health Premiums Written (a)	1,365,272,665	19,605,335	6,500,352	0	0	0	0	398,816,733	940,350,245	0	0	0	0	0
13. Life Premiums Direct	0	0	0	0	0	0	0	0	0	0	0	0	0	0
14. Property/Casualty Premiums Written	0	0	0	0	0	0	0	0	0	0	0	0	0	0
15. Health Premiums Earned	1,377,231,353	19,372,891	6,500,352	0	0	0	0	400,654,163	950,703,947	0	0	0	0	0
16. Property/Casualty Premiums Earned	0	0	0	0	0	0	0	0	0	0	0	0	0	0
17. Amount Paid for Provision of Health Care Services	1,108,991,903	11,026,202	5,117,681	0	0	0	0	321,342,729	771,505,291	0	0	0	0	0
18. Amount Incurred for Provision of Health Care Services	1,100,906,838	11,441,627	5,589,353	0	0	0	0	322,875,620	761,000,238	0	0	0	0	0

(a) For health premiums written: amount of Medicare Title XVIII exempt from state taxes or fees $ 398,816,733

CLAIMS UNPAID AND INCENTIVE POOL, WITHHOLD AND BONUS (Reported and Unreported)

Aging Analysis of Unpaid Claims

1 Account	2 1 - 30 Days	3 31 - 60 Days	4 61 - 90 Days	5 91 - 120 Days	6 Over 120 Days	7 Total
Claims Unpaid (Reported)						
0299999 Aggregate accounts not individually listed-uncovered	121,801	1,405	150	825	1,263	125,444
0399999 Aggregate accounts not individually listed-covered	10,280,066	418,267	850,839	1,858,237	1,325,025	14,732,434
0499999 Subtotals	10,401,867	419,672	850,989	1,859,062	1,326,288	14,857,878
0599999 Unreported claims and other claim reserves						105,275,826
0699999 Total amounts withheld						958,055
0799999 Total claims unpaid						121,091,759
0899999 Accrued medical incentive pool and bonus amounts						7,988,701

UNDERWRITING AND INVESTMENT EXHIBIT

ANALYSIS OF CLAIMS UNPAID - PRIOR YEAR - NET OF REINSURANCE

Line of Business	Claims Paid Year to Date		Liability End of Current Quarter		5	6
	1 On Claims Incurred Prior to January 1 of Current Year	2 On Claims Incurred During the Year	3 On Claims Unpaid Dec. 31 of Prior Year	4 On Claims Incurred During the Year	Claims Incurred in Prior Years (Columns 1 + 3)	Estimated Claim Reserve and Claim Liability December 31 of Prior Year
1. Comprehensive (hospital and medical) individual	1,103,366	9,985,897	54,347	2,216,550	1,157,713	882,462
2. Comprehensive (hospital and medical) group	514,934	4,539,588	273,961	1,131,134	788,895	1,021,899
3. Medicare Supplement	0	0	0	0	0	0
4. Dental Only	0	0	0	0	0	0
5. Vision Only	0	0	0	0	0	0
6. Federal Employees Health Benefits Plan	0	0	0	0	0	0
7. Title XVIII - Medicare	8,576,894	312,033,489	629,885	36,124,902	9,206,779	21,954,456
8 Title XIX - Medicaid	62,715,528	692,574,119	974,841	77,124,714	63,690,369	88,622,033
9. Credit A&H	0	0	0	0	0	0
10. Disability Income	0	0	0	0	0	0
11. Long-term care	0	0	0	0	0	0
12. Other health	0	0	0	0	0	0
13. Health subtotal (Lines 1 to 12)	72,910,722	1,019,133,093	1,933,034	116,597,300	74,843,756	112,480,850
14. Health care receivables (a)	3,792,364	32,438,964	0	3,925,362	3,792,364	25,736,547
15. Other non-health	0	0	0	0	0	0
16. Medical incentive pools and bonus amounts	4,742,708	6,252,469	1,423,991	6,564,710	6,166,699	7,357,458
17. Totals (Lines 13 - 14 + 15 + 16)	73,861,066	992,946,598	3,357,025	119,236,648	77,218,091	94,101,761

(a) Excludes $ 2 loans or advances to providers not yet expensed.

NOTES TO FINANCIAL STATEMENTS

1. SUMMARY OF SIGNIFICANT ACCOUNTING POLICIES AND GOING CONCERN

Organization and Operation

UnitedHealthcare Community Plan, Inc. (the "Company") is a wholly owned subsidiary of AmeriChoice Corporation with UnitedHealth Group Incorporated as its ultimate parent. The Company is licensed as a health maintenance organization in Michigan by the Michigan Department of Insurance and Financial Services. The Company offers comprehensive commercial products, Medicare plans, and has a contract in the state of Michigan to offer Medicaid plans.

A. Accounting Practices

The statutory basis financial statements (herein referred to as "financial statements") of the Company are presented on the basis of accounting practices prescribed or permitted by the Michigan Department of Insurance and Financial Services.

The Michigan Department of Insurance and Financial Services recognizes only statutory accounting practices prescribed or permitted by the State of Michigan for determining and reporting the financial condition and results of operations of a health maintenance organization, for determining its solvency under Michigan Insurance Law. The State of Michigan prescribes the use of the National Association of Insurance Commissioners' ("NAIC") Accounting Practices and Procedures manual ("NAIC SAP") in effect for the accounting periods covered in the financial statements.

No significant differences exist between the practices prescribed or permitted by the State of Michigan and the NAIC SAP which materially affect the statutory basis net income and capital and surplus, as illustrated in the table below:

	SSAP #	F/S Page #	F/S Line #	September 30, 2023	December 31, 2022
Net Income					
(1) Company state basis (Page 4, Line 32, Columns 2 & 4)	XXX	XXX	XXX	$ 82,107,650	$ 48,582,422
(2) State prescribed practices that are an increase/(decrease) from NAIC SAP:					
Not Applicable				—	—
(3) State permitted practices that are an increase/(decrease) from NAIC SAP:					
Not Applicable				—	—
(4) NAIC SAP (1 - 2 - 3 = 4)	XXX	XXX	XXX	$ 82,107,650	$ 48,582,422
Capital and Surplus					
(5) Company state basis (Page 3, Line 33, Columns 3 & 4)	XXX	XXX	XXX	$ 218,398,249	$ 186,840,277
(6) State prescribed practices that are an increase/(decrease) from NAIC SAP:					
Not Applicable				—	—
(7) State permitted practices that are an increase/(decrease) from NAIC SAP:					
Not Applicable				—	—
(8) NAIC SAP (5 - 6 - 7 = 8)	XXX	XXX	XXX	$ 218,398,249	$ 186,840,277

The Michigan Department of Insurance and Financial Services specifically requires maternity case receivables due from the State of Michigan, Department of Health and Human Services ("MDHHS") to be reported in health care and other amounts receivable rather than as premiums and considerations as prescribed by the NAIC SAP. The Company included $2,488,306 and $4,500,927 of maternity case receivables as of September 30, 2023 and December 31, 2022, respectively, in health care and other amounts receivable in the financial statements. This has no impact on net income or capital and surplus for 2023 and 2022.

B. Use of Estimates in the Preparation of the Financial Statements

No significant change.

C. Accounting Policy

(1) No significant change.

(2) The Company does not have any mandatory convertible securities or Securities Valuation Office of the NAIC identified funds (i.e.: exchange traded funds or bond mutual funds) in its bond portfolio.

(3-5) No significant change.

(6) U.S. government and agency securities and corporate debt securities include loan-backed securities (mortgage-backed securities and asset-backed securities), which are valued using the retrospective adjustment methodology. Prepayment assumptions for the determination of the book/adjusted carrying value, commonly referred to as amortized cost, of loan-backed securities are based on a three-month constant prepayment rate history obtained from external data source vendors. The Company's investment policy limits investments in nonagency residential mortgage-backed securities, including home equity and sub-prime mortgages, to 10% of total cash and invested assets. Total combined investments in mortgage-backed securities and asset-backed securities cannot exceed more than 30% of total cash and invested assets.

(7-13) No significant change.

D. Going Concern

The Company has the ability and will continue to operate for a period of time sufficient to carry out its commitments, obligations, and business objectives.

2. ACCOUNTING CHANGES AND CORRECTIONS OF ERRORS

No significant change.

3. BUSINESS COMBINATIONS AND GOODWILL

A-E. No significant change.

4. DISCONTINUED OPERATIONS

A. Discontinued Operation Disposed of or Classified as Held for Sale

(1-4) No significant change.

B. Change in Plan of Sale of Discontinued Operations — Not applicable.

C. Nature of any Significant Continuing Involvement with Discontinued Operations after Disposal — Not applicable.

D. Equity Interest Retained in the Discontinued Operation after Disposal — Not applicable.

5. INVESTMENTS

A. Mortgage Loans, including Mezzanine Real Estate Loans — Not applicable.

B. Debt Restructuring — Not applicable.

C. Reverse Mortgages — Not applicable.

D. Loan-Backed Securities

(1) U.S. government and agency securities and corporate debt securities include loan-backed securities (mortgage-backed securities and asset-backed securities), which are valued using the retrospective adjustment methodology. Prepayment assumptions for the determination of the book/adjusted carrying value, commonly referred to as amortized cost, of loan-backed securities are based on a three-month constant prepayment rate history obtained from external data source vendors.

(2) As of September 30, 2023, the Company has classified loan-backed securities that have other-than-temporary impairments (”OTTIs”) as intent to sell. For the remaining loan-backed securities, the Company has the intent and ability to retain the investment in the security for a period of time sufficient to recover the amortized cost basis and determined that the present value of cash flows to be collected is equal to or exceeds the amortized cost basis of the security as of September 30, 2023. The table below illustrates the aggregate OTTIs recognized on loan-backed securities classified on the basis for the OTTI during 2023.

	1 Amortized Cost Basis Before Other-than-Temporary Impairment	2 Other-than-Temporary Impairment Recognized in Loss	3 Fair Value 1-2
OTTI Recognized 1st Quarter			
a. Intent to sell	$ —	$ —	$ —
b. Inability or lack of intent to retain the investment in the security for a period of time sufficient to recover the amortized cost basis	—	—	—
c. Total 1st Quarter	$ —	$ —	$ —
OTTI Recognized 2nd Quarter			
d. Intent to sell	$ —	$ —	$ —
e. Inability or lack of intent to retain the investment in the security for a period of time sufficient to recover the amortized cost basis	—	—	—
f. Total 2nd Quarter	$ —	$ —	$ —
OTTI Recognized 3rd Quarter			
g. Intent to sell	$ 1,689,001	$ 11,565	$ 1,677,436
h. Inability or lack of intent to retain the investment in the security for a period of time sufficient to recover the amortized cost basis	—	—	—
i. Total 3rd Quarter	$ 1,689,001	$ 11,565	$ 1,677,436
OTTI Recognized 4th Quarter			
j. Intent to sell	$ —	$ —	$ —
k. Inability or lack of intent to retain the investment in the security for a period of time sufficient to recover the amortized cost basis	—	—	—
l. Total 4th Quarter	$ —	$ —	$ —
m. Annual aggregate total		$ 11,565	

(3) The table below presents loan-backed securities with OTTIs for the nine months ended September 30, 2023, presented by CUSIP.

	September 30, 2023					
1	2	3	4	5	6	7
CUSIP	Book/Adjusted Carrying Value Amortized Cost before Current Period OTTI	Present Value of Projected Cash Flows	Recognized Other-than-Temporary Impairment	Amortized Cost After Other-than-Temporary Impairment	Fair Value at Time of OTTI	Date of Financial Statement Where Reported
03329KAY9	$ 830,000	$ 821,345	$ 8,655	$ 821,345	$ 821,345	9/30/2023
26245MAC5	609,001	607,309	1,692	607,309	607,309	9/30/2023
06761CAL3	250,000	248,782	1,218	248,782	248,782	9/30/2023
Total	XXX	XXX	$ 11,565	XXX	XXX	XXX

(4) The following table illustrates the fair value, gross unrecognized unrealized losses, and length of time that the loan-backed securities have been in a continuous unrecognized unrealized loss position as of September 30, 2023 and December 31, 2022:

		September 30, 2023
The aggregate amount of unrealized losses:		
1. Less than 12 months	$	452,260
2. 12 months or longer		2,612,234
The aggregate related fair value of securities with unrealized losses:		
1. Less than 12 months		9,949,024
2. 12 months or longer		21,484,390

		December 31, 2022
The aggregate amount of unrealized losses:		
1. Less than 12 months	$	1,695,816
2. 12 months or longer		673,539
The aggregate related fair value of securities with unrealized losses:		
1. Less than 12 months		24,330,551
2. 12 months or longer		6,739,296

(5) The Company believes that it will continue to collect timely the principal and interest due on its loan-backed securities that have an amortized cost in excess of fair value. The unrealized losses were primarily caused by interest rate changes and not by unfavorable changes in the credit quality associated with these securities that impacted the assessment on collectability of principal and interest. At each reporting period, the Company evaluates available-for-sale debt securities for any credit-related impairment when the fair value of the investment is less than its amortized cost. The Company evaluated the expected cash flows, the underlying credit quality and credit ratings of the issuers, noting no significant credit deterioration since purchase. As of September 30, 2023, the unrealized loss on any security that the Company classified as intent to sell was not material to the Company's investment portfolio. Any other securities in an unrealized loss position as of September 30, 2023, the Company considers to be temporary.

E. Dollar Repurchase Agreements and/or Securities Lending Transactions — Not applicable.

F. Repurchase Agreements Transactions Accounted for as Secured Borrowing — Not applicable.

G. Reverse Repurchase Agreements Transactions Accounted for as Secured Borrowing — Not applicable.

H. Repurchase Agreements Transactions Accounted for as a Sale — Not applicable.

I. Reverse Repurchase Agreements Transactions Accounted for as a Sale — Not applicable.

J. Real Estate — Not applicable.

K. Low-Income Housing Tax Credits ("LIHTC") —

(1–7) LIHTC investments of $12,006,569 and $8,987,012 as of September 30, 2023 and December 31, 2022, respectively, are included in other invested assets in the financial statements. The Company also has a corresponding commitment for additional investment of $14,027,752 and $0 as of September 30, 2023 and December 31, 2022, respectively (see Note 14). The number of remaining years of unexpired tax credits is 5 years and the required holding period for the LIHTC investments is 17 years. The LIHTC investments are not currently subject to any regulatory reviews. The Company did not recognize any impairment losses, write-downs, or reclassifications during the nine months ended September 30, 2023 and the year ended December 31, 2022.

L. Restricted Assets — No significant change.

M. Working Capital Finance Investments — Not applicable.

N. Offsetting and Netting of Assets and Liabilities

The Company does not have any offsetting or netting of assets and liabilities as it relates to derivatives, repurchase and reverse repurchase agreements, and securities borrowing and securities lending activities.

O. 5GI Securities

The Company does not have any investments with an NAIC designation of 5GI as of September 30, 2023 and December 31, 2022.

P. Short Sales — Not applicable.

Q. Prepayment Penalty and Acceleration Fees — No significant change..

R. Reporting Entity's Share of Cash Pool by Asset Type — Not applicable.

6. JOINT VENTURES, PARTNERSHIPS, AND LIMITED LIABILITY COMPANIES

A-B. No significant change.

7. INVESTMENT INCOME

A-B. No significant change.

8. DERIVATIVE INSTRUMENTS

A-B. Not applicable.

9. INCOME TAXES

The Company is included in the consolidated federal income tax return with its ultimate parent, UnitedHealth Group Incorporated. The Company does not expect to be liable for the Corporate Alternative Minimum Tax in 2023.

A-I. No significant change.

10. INFORMATION CONCERNING PARENT, SUBSIDIARIES, AND AFFILIATES

A-O. Material Related Party Transactions

Effective January 1, 2023, the Company entered into a new subordinated revolving credit agreement with United HealthCare Services, Inc. at an interest rate of Fed Funds Target rate – Upper Bound plus 50 basis points. The Company's subordinated credit agreement value is below the holding company threshold of the lesser of 3% of admitted assets or 25% of capital and surplus. This agreement has replaced the previous agreement, which was held to an interest rate of London InterBank Offered Rate plus a margin of 50 basis points.

As of September 30, 2023, the Company paid a dividend of $48,500,000 to its parent (see Note 13).

11. DEBT

A-B. The Company had no outstanding debt with third-parties or outstanding Federal Home Loan Bank agreements during 2023 and 2022.

12. RETIREMENT PLANS, DEFERRED COMPENSATION, POSTEMPLOYMENT BENEFITS AND COMPENSATED ABSENCES, AND OTHER POSTRETIREMENT BENEFIT PLANS

A-I. The Company has no defined benefit plans, defined contribution plans, multiemployer plans, consolidated/holding company plans, postemployment benefits, and compensated absences plans and is not impacted by the Medicare Modernization Act on postretirement benefits, since all personnel are employees of United HealthCare Services, Inc., which provides services to the Company under the terms of a management agreement.

13. CAPITAL AND SURPLUS, DIVIDEND RESTRICTIONS, AND QUASI-REORGANIZATIONS

A-C. No significant change.

D. The Company paid an ordinary cash dividend to AmeriChoice Corporation of $48,500,000 on September 11, 2023 which required no approval and was recorded as a reduction to unassigned surplus in the financial statements.

E-M. No significant change.

14. LIABILITIES, CONTINGENCIES AND ASSESSMENTS

A. Contingent Commitments

The Company has given MEF Eastpointe Commons LIHTC a commitment for additional investment in the form of an equity contribution that will be required as long as the assets are performing based on the agreed upon contractual terms. The Company has the ability to sell its interest in the LIHTC investment prior to the additional contribution being required. The current amount of the commitment for additional investment is not to exceed $14,027,752 in the aggregate as of September 30, 2023.

B-F. No significant change.

15. LEASES

A-B. No significant change.

16. INFORMATION ABOUT FINANCIAL INSTRUMENTS WITH OFF-BALANCE-SHEET RISK AND FINANCIAL INSTRUMENTS WITH CONCENTRATIONS OF CREDIT RISK

(1-4) No significant change.

17. SALE, TRANSFER, AND SERVICING OF FINANCIAL ASSETS AND EXTINGUISHMENTS OF LIABILITIES

A-C. The Company did not participate in any transfers of receivables, financial assets, or wash sales.

18. GAIN OR LOSS TO THE REPORTING ENTITY FROM UNINSURED PLANS AND THE UNINSURED PORTION OF PARTIALLY INSURED PLANS

A. Administrative Services Only ("ASO") Plans

MDHHS utilizes managed care organizations ("MCO") to pay the funds to providers participating in the MDHHS provider programs. As an MCO, the Company receives provider program funds and disbursement requirements from MDHHS. As of September 30, 2023 and December 31, 2022, the Company recorded a payable related to the MDHHS provider programs of $22,357,431 and $78,054, respectively, in liability for amounts held under uninsured plans in the financial statements.

The net gain from operations of the ASO uninsured plans and the uninsured portion of partially insured plans are as follows:

	2023			2022		
	ASO Uninsured Plans	Uninsured Portion of Partially Insured Plans	Total ASO	ASO Uninsured Plans	Uninsured Portion of Partially Insured Plans	Total ASO
a. Net reimbursement for administrative expenses (including administrative fees) in excess of actual expenses	$ -	$ -	$ -	$ -	$ -	$ -
b. Total net other income or expenses (including interest paid to or received from plans)	379,596	-	379,596	606,626	-	606,626
c. Net gain (loss) from operations	379,596	-	379,596	606,626	-	606,626
d. Total claim payment volume	261,909,857	-	261,909,857	359,319,852	-	359,319,852

B. The Company has no operations from Administrative Services Contracts.

C. Medicare or Other Similarly Structured Cost Based Reimbursement Contract

The Medicare Part D program is a partially insured plan. The Company recorded a payable of $22,754,667 and $7,916,506 as of September 30, 2023 and December 31, 2022, respectively, for cost reimbursement under the Medicare Part D program for the catastrophic reinsurance and low-income member cost-sharing subsidies. The Company also recorded a receivable of $38,477 and $108,625 and also a payable of $41,837 and $0 as of September 30, 2023 and December 31, 2022, respectively, for the Medicare Part D coverage gap discount program. The receivables and payables are recorded in amounts receivable relating to uninsured plans and liability for amounts held under uninsured plans, respectively, in the financial statements.

19. DIRECT PREMIUM WRITTEN/PRODUCED BY MANAGING GENERAL AGENTS/THIRD-PARTY ADMINISTRATORS

No significant change.

20. FAIR VALUE MEASUREMENTS

The NAIC SAP defines fair value, establishes a framework for measuring fair value, and outlines the disclosure requirements related to fair value measurements. The fair value hierarchy is as follows:

Level 1 — Quoted (unadjusted) prices for identical assets in active markets.

Level 2 — Other observable inputs, either directly or indirectly, including:

- Quoted prices for similar assets in active markets;
- Quoted prices for identical or similar assets in nonactive markets (few transactions, limited information, noncurrent prices, high variability over time, etc.);
- Inputs other than quoted prices that are observable for the asset (interest rates, yield curves, volatilities, default rates, etc.);
- Inputs that are derived principally from or corroborated by other observable market data.

Level 3 — Unobservable inputs that cannot be corroborated by observable market data.

The estimated fair values of bonds, cash equivalents, and short-term investments (collectively “investment holdings”)” are based on quoted market prices, where available. The Company obtains one price for each security primarily from a third-party pricing service (“pricing service”), which generally uses quoted prices or other observable inputs for the determination of fair value. The pricing service normally derives the security prices through recently reported trades for identical or similar securities, making adjustments through the reporting date based upon available observable market information. For securities not actively traded, the pricing service may use quoted market prices of comparable instruments or discounted cash flow analyses, incorporating inputs that are currently observable in the markets for similar securities. Inputs that are often used in the valuation methodologies include, but are not limited to, non-binding broker quotes, benchmark yields, credit spreads, default rates and prepayment speeds. As the Company is responsible for the determination of fair value, it performs quarterly analyses on the prices received from the pricing service to determine whether the prices are reasonable estimates of fair value. Specifically, the Company compares the prices received from the pricing service to a secondary pricing source; prices reported by its custodian, its investment consultant and third-party investment advisors. Additionally, the Company compares changes in the reported market values and returns to relevant market indices to test the reasonableness of the reported prices. The Company’s internal price verification procedures and review of fair value methodology documentation provided by independent pricing services have not historically resulted in an adjustment in the prices obtained from the pricing service.

In instances in which the inputs used to measure fair value fall into different levels of the fair value hierarchy, the fair value measurement has been determined based on the lowest-level input that is significant to the fair value measurement in its entirety. The Company’s assessment of the significance of a particular item to the fair value measurement in its entirety requires judgment, including the consideration of inputs specific to the asset or liability.

A. Fair Value

(1) Fair Value Measurements at Reporting Date

The following tables present information about the Company's financial assets that are measured and reported at fair value at September 30, 2023 and December 31, 2022, in the financial statements according to the valuation techniques the Company used to determine their fair values:

	September 30, 2023				
Description for Each Class of Asset or Liability	(Level 1)	(Level 2)	(Level 3)	Net Asset Value (NAV)	Total
a. Assets at fair value:					
Perpetual preferred stock:					
Industrial and misc	$ —	$ —	$ —	$ —	$ —
Parent, subsidiaries, and affiliates	—	—	—	—	—
Total perpetual preferred stocks	—	—	—	—	—
Bonds:					
U.S. governments	—	—	—	—	—
Industrial and misc	—	—	—	—	—
Hybrid securities	—	—	—	—	—
Parent, subsidiaries, and affiliates	—	—	—	—	—
Total bonds	—	—	—	—	—
Common stock:					
Industrial and misc	—	—	—	—	—
Parent, subsidiaries, and affiliates	—	—	—	—	—
Total common stock	—	—	—	—	—
Derivative assets:					
Interest rate contracts	—	—	—	—	—
Foreign exchange contracts	—	—	—	—	—
Credit contracts	—	—	—	—	—
Commodity futures contracts	—	—	—	—	—
Commodity forward contracts	—	—	—	—	—
Total derivatives	—	—	—	—	—
Money-market funds	216,717,636	—	—	—	216,717,636
Qualified cash pool	—	—	—	—	—
Separate account assets	—	—	—	—	—
Total assets at fair value/NAV	$ 216,717,636	$ —	$ —	$ —	$ 216,717,636
b. Liabilities at fair value:					
Derivative liabilities	$ —	$ —	$ —	$ —	—
Total liabilities at fair value	$ —	$ —	$ —	$ —	$ —

Description for Each Class of Asset or Liability	December 31, 2022 (Level 1)	(Level 2)	(Level 3)	Net Asset Value (NAV)	Total
a. Assets at fair value:					
Perpetual preferred stock:					
Industrial and misc	$ —	$ —	$ —	$ —	$ —
Parent, subsidiaries, and affiliates	—	—	—	—	—
Total perpetual preferred stocks	—	—	—	—	—
Bonds:					
U.S. governments	—	—	—	—	—
Industrial and misc	—	—	—	—	—
Hybrid securities	—	—	—	—	—
Parent, subsidiaries, and affiliates	—	—	—	—	—
Total bonds	—	—	—	—	—
Common stock:					
Industrial and misc	—	—	—	—	—
Parent, subsidiaries, and affiliates	—	—	—	—	—
Total common stock	—	—	—	—	—
Derivative assets:					
Interest rate contracts	—	—	—	—	—
Foreign exchange contracts	—	—	—	—	—
Credit contracts	—	—	—	—	—
Commodity futures contracts	—	—	—	—	—
Commodity forward contracts	—	—	—	—	—
Total derivatives	—	—	—	—	—
Money-market funds	143,183,118	—	—	—	143,183,118
Qualified cash pool	—	—	—	—	—
Separate account assets	—	—	—	—	—
Total assets at fair value/NAV	$ 143,183,118	$ —	$ —	$ —	$ 143,183,118
b. Liabilities at fair value:					
Derivative liabilities	$ —	$ —	$ —	$ —	—
Total liabilities at fair value	$ —	$ —	$ —	$ —	$ —

(2) The Company does not have any financial assets with a fair value hierarchy of Level 3 that were measured and reported at fair value for the nine months ended September 30, 2023 and the year ended December 31, 2022.

The Company considers its investments in LIHTC investments as a Level 3 investment even though no market valuation was required as of September 30, 2023 and December 31, 2022. As a result, these investments are excluded from being presented as a Level 3 security in the fair value hierarchy tables above. As there is no readily available market, these securities are recorded at book/adjusted carrying value and considered held to maturity as they will not be sold. As a result, these investments are recorded and reported at book value of $12,006,569 and $8,987,012 as of September 30, 2023 and December 31, 2022.

(3) Transfers between fair value hierarchy levels, if any, are recorded as of the beginning of the reporting period in which the transfer occurs. There were no transfers between Levels 1, 2, or 3 of any financial assets or liabilities during the nine months ended September 30, 2023 and the year ended December 31, 2022.

(4) The framework the Company has established for determining the fair value of the investment holdings is outlined above.

LIHTC Investments — The Company does consider its investments in LIHTC investments as a Level 3 investment even though no market valuation adjustment was required as of September 30, 2023 and December 31, 2022. As a result, these investments are excluded from being presented as a level 3 security in the financial hierarchy tables above. As there is no readily available market, these securities are recorded and reported at book/adjusted carrying value and considered held to maturity as they will not be sold. Should any contractual breakage occur that jeopardizes the ability to receive the tax credits associated with these securities, impairments will be recognized. As of September 30, 2023, all of these investments are performing in accordance with their original contract terms.

(5) The Company has no derivative assets and liabilities to disclose.

B. Fair Value Combination — Not applicable.

C. Aggregate Fair Value Hierarchy

The aggregate fair value by hierarchy of all financial instruments as of September 30, 2023 and December 31, 2022, is presented in the table below:

	September 30, 2023						
Type of Financial Instrument	Aggregate Fair Value	Admitted Assets	(Level 1)	(Level 2)	(Level 3)	Net Asset Value (NAV)	Not Practicable (Carrying Value)
U.S. government and agency securities	$ 73,865,483	$ 77,693,046	$ 58,828,798	$ 15,036,685	$ —	$ —	$ —
State and agency municipal securities	6,087,491	6,341,989	—	6,087,491	—	—	—
City and county municipal securities	5,857,052	6,399,963	—	5,857,052	—	—	—
Corporate debt securities	68,677,473	71,700,356	—	68,677,473	—	—	—
Cash equivalents	216,967,621	216,967,621	216,717,636	249,985	—	—	—
Other invested assets	12,006,569	12,006,569	—	—	12,006,569	—	—
Total bonds, short-term investments, cash equivalents and other invested assets	$ 383,461,689	$ 391,109,544	$ 275,546,434	$ 95,908,686	$ 12,006,569	$ —	$ —

	December 31, 2022						
Type of Financial Instrument	Aggregate Fair Value	Admitted Assets	(Level 1)	(Level 2)	(Level 3)	Net Asset Value (NAV)	Not Practicable (Carrying Value)
U.S. government and agency securities	$ 57,407,731	$ 60,363,275	$ 46,572,674	$ 10,835,057	$ —	$ —	$ —
State and agency municipal securities	6,393,525	6,496,253	—	6,393,525	—	—	—
City and county municipal securities	4,386,496	4,687,265	—	4,386,496	—	—	—
Corporate debt securities	73,285,936	75,945,499	—	73,285,936	—	—	—
Cash equivalents	146,777,576	146,777,576	143,183,118	3,594,458		—	—
Other invested assets	8,987,012	8,987,012	—	—	8,987,012	—	—
Total bonds, short-term investments, cash equivalents and other invested assets	$ 297,238,276	$ 303,256,880	$ 189,755,792	$ 98,495,472	$ 8,987,012	$ —	$ —

D. Not Practicable to Estimate Fair Value — Not applicable.

E. Investments Measured Using the NAV Practical Expedient — Not applicable.

21. OTHER ITEMS

A-I. No significant change.

22. EVENTS SUBSEQUENT

Subsequent events have been evaluated through November 14, 2023, which is the date these financial statements were available for issuance.

TYPE I — Recognized Subsequent Events

Any material Type I events subsequent to September 30, 2023, have been recognized in the financial statements and corresponding disclosures.

TYPE II — Non-Recognized Subsequent Events

There are no material non-recognized Type II events that require disclosure.

.

23. REINSURANCE

A-E. No significant change.

24. RETROSPECTIVELY RATED CONTRACTS AND CONTRACTS SUBJECT TO REDETERMINATION

A-B. No significant change.

C. Pursuant to the Affordable Care Act, the Company's commercial and Medicare business is subject to retrospectively rated features based on the actual medical loss ratios experienced on the commercial and Medicare lines of business and redetermination features for premium adjustments for changes to each member's health scores based on guidelines determined by the Affordable Care Act. The total amount of direct premiums written for the commercial and Medicare lines of business for which a portion is subject to the retrospectively rated and redetermination features was $26,105,687 and $15,371,785 for Commercial, and $398,816,733 and $304,017,884 for Medicare, representing 2% and 1% for Commercial, and 29% and 22% for Medicare of total direct premiums written as of September 30, 2023 and December 31, 2022, respectively.

The Company has Medicare Part D risk-corridor amounts from the Centers for Medicare and Medicaid Services which are subject to a retrospectively rated feature. The Company has estimated accrued retrospective premiums related to certain Part D premiums based on guidelines determined by the Centers for Medicare and Medicaid Services. The formula is tiered and based on the bid minimum loss ratio. The amount of Medicare Part D direct premiums written subject to the retrospectively rated feature was $15,993,679 and $14,211,997, representing 1% and 1% of total direct premiums written as of September 30, 2023 and December 31, 2022, respectively.

The Centers for Medicare and Medicaid Services has released the final Medicaid Managed Care Rule which is subject to each State's administration elections. This rule is the first major update to the Medicaid Managed Care regulations in more than a decade, which includes a minimum loss ratio requirement. Pursuant to the regulations, premiums associated with the Company's Medicaid line of business is subject to retrospectively rated features based on the actual minimum loss ratio experienced on this product. The calculation is pursuant to the Medicaid Managed Care guidance. The Company also has recorded risk-corridor amounts from the State Medicaid agency which are subject to a retrospectively rated feature. The Company has estimated accrued retrospective premiums adjustments based on the risk-corridor tier guidelines included in the contract. In addition, the Company's Medicaid contract, with the State of Michigan, is subject to redetermination features for which a portion of direct premiums written is at risk and can be returned to the Company based on various utilization measures, for which a stated percentage of the direct premium written can be eligible for a performance guarantee payment based on various quality measures and for which a portion of direct premiums written is subject to risk adjusted rating changes and withhold adjustments. The total amount of direct premiums written for the Medicaid line of business for which a portion is subject to the retrospectively rated and redetermination features was $940,350,245 and $1,071,433,724 representing 69% and 77% of total direct premiums written as of September 30, 2023 and December 31, 2022, respectively.

D. The Company is required to maintain specific minimum loss ratios on the comprehensive commercial and Medicare lines of business.

The following table discloses the minimum loss ratio rebate liability for the comprehensive commercial and Medicare lines of business which is included in aggregate health policy reserves in the financial statements for the nine months ended September 30, 2023 and the year ended December 31, 2022:

	1 Individual	2 Small Group Employer	3 Large Group Employer	4 Other Categories with Rebates	5 Total
Prior reporting year					
(1) Medical loss ratio rebates incurred	$ —	$ —	$ —	$ 4,544,513	$ 4,544,513
(2) Medical loss ratio rebates paid	—	—	—	3,459,105	3,459,105
(3) Medical loss rebates unpaid	—	—	—	5,667,669	5,667,669
(4) Plus reinsurance assumed amounts	XXX	XXX	XXX	XXX	—
(5) Less reinsurance ceded amounts	XXX	XXX	XXX	XXX	—
(6) Rebates unpaid net of reinsurance	XXX	XXX	XXX	XXX	5,667,669
Current reporting year-to-date					
(7) Medical loss ratio rebates incurred	267,180	—	—	(1,091,273)	(824,093)
(8) Medical loss ratio rebates paid	34,736	—	—		34,736
(9) Medical loss rebates unpaid	232,444	—	—	4,576,396	4,808,840
(10) Plus reinsurance assumed amounts	XXX	XXX	XXX	XXX	—
(11) Less reinsurance ceded amounts	XXX	XXX	XXX	XXX	—
(12) Rebates unpaid net of reinsurance	XXX	XXX	XXX	XXX	4,808,840

Pursuant to the Medicaid Managed Care Rule, based on the State's election, the Company is required to maintain specific minimum loss ratios on its Medicaid population. The Company has no amounts accrued for Medicaid minimum loss ratio rebates as of September 30, 2023 and December 31, 2022, respectively.

E. Risk-Sharing Provisions of the Affordable Care Act

(1) The Company has accident and health insurance premiums in 2023 and 2022 subject to the risk-sharing provisions of the Affordable Care Act.

The Affordable Care Act imposed fees and premium stabilization provisions on health insurance issuers offering comprehensive commercial health insurance. The three premium stabilization programs are commonly referred to as the 3Rs – risk adjustment, reinsurance, and risk corridors.

Risk Adjustment — The risk adjustment program is a permanent program designed to mitigate the potential impact of adverse selection that generally applies to non-grandfathered individual and small group plans inside and outside of exchanges. The program helps to stabilize market premiums by transferring funds from plans with relatively low-risk enrollees to plans with relatively high-risk enrollees. The data used by Centers for Medicare and Medicaid Services to determine the risk adjustment transfer amount is subject to audits along with the true-up to the final Centers for Medicare and Medicaid Services report, which may result in a material change to arrive at the final risk adjustment amount from the initial risk adjustment estimate recorded. Premium adjustments pursuant to the risk adjustment program are accounted for as premium subject to redetermination and user fees are accounted for as assessments.

Reinsurance and Risk Corridors — The transitional reinsurance program and risk corridors program were temporary programs which expired at the end of 2016. The details of the years impacted and the amounts received from Centers for Medicare and Medicaid Services for settlement of the temporary Affordable Care Act risk corridor program are included in Note 24E(5) below.

(2) The following table presents the current year impact of risk-sharing provisions of the Affordable Care Act on assets, liabilities, and operations.

		September 30, 2023
a. Permanent ACA Risk Adjustment Program		
Assets		
1. Premium adjustments receivable due to ACA Risk Adjustment (including high risk pool payments)	$	97,669
Liabilities		
2. Risk adjustment user fees payable for ACA Risk Adjustment		13,218
3. Premium adjustments payable due to ACA Risk Adjustment (including high risk pool premium)		4,306,059
Operations (Revenue & Expense)		
4. Reported as revenue in premium for accident and health contracts (written/collected) due to ACA Risk Adjustment		(2,706,939)
5. Reported in expenses as ACA risk adjustment user fees (incurred/paid)		13,977
b. Transitional ACA Reinsurance Program		
Assets		
1. Amounts recoverable for claims paid due to ACA Reinsurance	$	—
2. Amounts recoverable for claims unpaid due to ACA Reinsurance (Contra Liability)		—
3. Amounts receivable relating to uninsured plans for contributions for ACA Reinsurance		—
Liabilities		
4. Liabilities for contributions payable due to ACA Reinsurance - not reported as ceded premium		—
5. Ceded reinsurance premiums payable due to ACA Reinsurance		—
6. Liability for amounts held under uninsured plans contributions for ACA Reinsurance		—
Operations (Revenue & Expense)		
7. Ceded reinsurance premiums due to ACA Reinsurance		—
8. Reinsurance recoveries (income statement) due to ACA reinsurance payments or expected payments		—
9. ACA Reinsurance contributions - not reported as ceded premium		—
c. Temporary ACA Risk Corridors Program		
Assets		
1. Accrued retrospective premium due to ACA Risk Corridors	$	—
Liabilities		
2. Reserve for rate credits or policy experience rating refunds due to ACA Risk Corridors		—
Operations (Revenue & Expense)		
3. Effect of ACA Risk Corridors on net premium income (paid/received)		—
4. Effect of ACA Risk Corridors on change in reserves for rate credits		—

(3) The following table is a rollforward of the prior year Affordable Care Act risk-sharing provisions for asset and liability balances, along with reasons for adjustments to prior year balances:

		Accrued During the Prior Year on Business Written before December 31 of the Prior Year		Received or Paid as of the Current Year on Business Written before December 31 of the Prior Year		Differences		Adjustments			Unsettled Balances as of the Reporting Date	
						Prior Yea Accrued Less Payments (Col 1 - 3)	Prior Year Accrued Less Payments (Col 2 - 4)	To Prior Year Balances	To Prior Year Balances		Cumulative Balance from Prior Years (Col 1 - 3 + 7)	Cumulative Balance from Prior Years (Col 2 - 4 + 8)
		1	2	3	4	5	6	7	8		9	10
		Receivable	(Payable)	Receivable	(Payable)	Receivable	(Payable)	Receivable	(Payable)	Ref	Receivable	(Payable)
a.	Permanent ACA Risk Adjustment Program											
	1. Premium adjustment receivable (including high risk pool payments)	$ 21,667	$ —	$ 4,238	$ —	$ 17,429	$ —	$ (5,187)	$ —	A	$ 12,242	$ —
	2. Premium adjustment (payable) (including high risk pool premium)	—	(5,219,072)	—	(3,700,521)	—	(1,518,551)	—	1,518,551	B	—	—
	3. Subtotal ACA Permanent Risk Adjustment Program	21,667	(5,219,072)	4,238	(3,700,521)	17,429	(1,518,551)	(5,187)	1,518,551		12,242	—
b.	Transitional ACA Reinsurance Program											
	1. Amounts recoverable for claims paid	—	—	—	—	—	—	—	—	C	—	—
	2. Amounts recoverable for claims unpaid (contra liability)	—	—	—	—	—	—	—	—	D	—	—
	3. Amounts receivable relating to uninsured plans	—	—	—	—	—	—	—	—	E	—	—
	4. Liabilities for contributions payable due to ACA Reinsurance —not reported as ceded premium	—	—	—	—	—	—	—	—	F	—	—
	5. Ceded reinsurance premiums payable	—	—	—	—	—	—	—	—	G	—	—
	6. Liability for amounts held under uninsured plans	—	—	—	—	—	—	—	—	H	—	—
	7. Subtotal ACA Transitional Reinsurance Program	—	—	—	—	—	—	—	—		—	—
c.	Temporary ACA Risk Corridors Program											
	1. Accrued retrospective premium	—	—	—	—	—	—	—	—	I	—	—
	2. Reserve for rate credits or policy experience rating refunds	—	—	—	—	—	—	—	—	J	—	—
	3. Subtotal ACA Risk Corridors Program	—	—	—	—	—	—	—	—		—	—
d.	Total for ACA Risk-Sharing Provisions	$ 21,667	$ (5,219,072)	$ 4,238	$ (3,700,521)	$ 17,429	$ (1,518,551)	$ (5,187)	$ 1,518,551		$ 12,242	$ —

Explanation of Adjustments

A. The risk adjustment receivable as of December 31, 2022 utilized paid claims through October 31, 2022. As of the Reporting Date, the risk adjustment receivable related to prior periods was adjusted based on CMS' Summary Report on Permanent Risk Adjustment Transfers for Benefit Year 2022 dated September 30, 2023. The risk adjustment receivable was further adjusted based on CMS' Summary Report of 2021 Benefits Year Risk Adjustment Data Validation Adjustments to Risk Adjustment State Transfers.

B. The risk adjustment payable as of December 31, 2022 utilized paid claims through October 31, 2022. As of the Reporting Date, the risk adjustment payable related to prior periods was adjusted based on CMS' Summary Report on Permanent Risk Adjustment Transfers for Benefit Year 2022 dated September 30, 2023. The risk adjustment payable was further adjusted based on CMS' Summary Report of 2021 Benefits Year Risk Adjustment Data Validation Adjustments to Risk Adjustment State Transfers.

C. N/A

D. N/A

E. N/A

F. N/A

G. N/A

H. N/A

I. N/A

J. N/A

(4) The Company does not have any risk corridor receivables or payables to present in the table below. The following table discloses risk corridor receivables and payables by risk corridor program year.

	Accrued During the Prior Year on Business Written Before December 31 of the Prior Year		Received or Paid as of the Current Year on Business Written Before December 31 of the Prior Year		Differences		Adjustments			Unsettled Balances as of the Reporting Date	
					Prior Year Accrued Less Payments (Col 1–3)	Prior Year Accrued Less Payments (Col 2–4)	To Prior Year Balances	To Prior Year Balances		Cumulative Balance from Prior Years (Col 1–3+7)	Cumulative Balance from Prior Years (Col 2–4+8)
	1	2	3	4	5	6	7	8		9	10
Risk Corridors Program Year:	**Receivable**	**(Payable)**	**Receivable**	**(Payable)**	**Receivable**	**(Payable)**	**Receivable**	**(Payable)**	**Ref**	**Receivable**	**(Payable)**
a. 2014											
1. Accrued retrospective premium	$ —	$ —	$ —	$ —	$ —	$ —	$ —	$ —	A	$ —	$ —
2. Reserve for rate credits or policy experience rating refunds	—	—	—	—	—	—	—	—	B	—	—
b. 2015											
1. Accrued retrospective premium	—	—	—	—	—	—	—	—	C	—	—
2. Reserve for rate credits or policy experience rating refunds	—	—	—	—	—	—	—	—	D	—	—
c. 2016											
1. Accrued retrospective premium	—	—	—	—	—	—	—	—	E	—	—
2. Reserve for rate credits or policy experience rating refunds	—	—	—	—	—	—	—	—	F	—	—
d. Total for Risk Corridors	$ —	$ —	$ —	$ —	$ —	$ —	$ —	$ —		$ —	$ —

Explanation of Adjustments

A.

B.

C.

D.

E.

F.

(5) The Company does not have any risk corridor receivables to present in the table below. The following table discloses Affordable Care Act risk corridor receivable balances by risk corridor program year.

	1	2	3	4	5	6
Risk Corridors Program Year:	**Estimated Amount to be Filed or Final Amount Filed with CMS**	**Non-Accrued Amounts for Impairment or Other Reasons**	**Amounts received from CMS**	**Asset Balance (Gross of Nonadmissions) (1-2-3)**	**Nonadmitted Amount**	**Net Admitted Asset (4-5)**
a. 2014	$ —	$ —	$ —	$ —	$ —	$ —
b. 2015	144,054	—	144,054	—	—	—
c. 2016	—	—	—	—	—	—
d. Total (a+b+c)	$ 144,054	$ —	$ 144,054	$ —	$ —	$ —

25. CHANGE IN INCURRED CLAIMS AND CLAIMS ADJUSTMENT EXPENSES

A. Changes in estimates related to the prior year incurred claims are included in total hospital and medical expenses in the current year in the financial statements. The following tables disclose paid claims, incurred claims, and the balance in claims unpaid, accrued medical incentive pool and bonus amounts, aggregate health claim reserves, health care and other amounts receivable at September 30, 2023 and December 31, 2022:

	September 30, 2023		
	Current Year Incurred Claims	Prior Years Incurred Claims	Total
Beginning of year claim reserve	$ —	$ (119,838,307)	$ (119,838,307)
Paid claims—net of health care receivables and reinsurance recoveries collected	1,025,385,563	77,653,430	1,103,038,993
End of year claim reserve	123,162,009	3,357,024	126,519,033
Incurred claims excluding the change in health care receivables and reinsurance recoverables as presented below	1,148,547,572	(38,827,853)	1,109,719,719
Beginning of year health care receivables and reinsurance recoverables	—	25,736,547	25,736,547
End of year health care receivables and reinsurance recoverables	(36,364,326)	(3,792,364)	(40,156,690)
Total incurred claims	$ 1,112,183,246	$ (16,883,670)	$ 1,095,299,576

*Health care receivables excludes provider loans and advances not yet expensed of $2 and $0 for 2023 and 2022, respectively.

	December 31, 2022		
	Current Year Incurred Claims	Prior Years Incurred Claims	Total
Beginning of year claim reserve	$ —	$ (83,530,985)	$ (83,530,985)
Paid claims—net of health care receivables and reinsurance recoveries collected	1,108,191,777	74,452,514	1,182,644,291
End of year claim reserve	112,568,983	7,269,324	119,838,307
Incurred claims excluding the change in health care receivables and reinsurance recoverables as presented below	1,220,760,760	(1,809,147)	1,218,951,613
Beginning of year health care receivables and reinsurance recoverables	—	20,937,578	20,937,578
End of year health care receivables and reinsurance recoverables	(25,003,251)	(733,296)	(25,736,547)
Total incurred claims	$ 1,195,757,509	$ 18,395,135	$ 1,214,152,644

*Health care receivables excludes provider loans and advances not yet expensed of $0 and $0 for 2022 and 2021, respectively.

The liability for claims unpaid, accrued medical incentive pool and bonus amounts, and aggregate health claim reserves, net of health care and other amounts receivable and reinsurance recoverables as of December 31, 2022, was $94,101,760. As of September 30, 2023, $77,653,430 has been paid for incurred claims attributable to insured events of prior years. Reserves remaining for prior years, net of health care and other amounts receivable and reinsurance recoverables are now $(435,340), as a result of re-estimation of unpaid claims. Therefore, there has been $16,883,670 favorable prior year development since December 31, 2022, to September 30, 2023. The primary drivers consist of favorable development as a result of a change in the provision for adverse deviations in experience of $8,263,107 and favorable development of $6,264,531 in retroactivity for inpatient, outpatient, physician, and pharmacy claims. At December 31, 2022, the Company recorded $18,395,135 of unfavorable development. The primary drivers consist of unfavorable development of $25,357,006 in retroactivity for inpatient, outpatient, physician, and pharmacy claims offset by $5,442,811 favorable development as result of a change in the provision for adverse deviations in experience and $2,600,905 favorable development in provider settlement. Original estimates are increased or decreased, as additional information becomes known regarding individual claims, which could have an impact to the accruals for minimum loss ratio rebates and retrospectively rated contracts. As a result of the prior year effects, on a regular basis, the Company adjusts revenue and the corresponding liability and/or receivable related to retrospectively rated policies and the impact of the change is included as a component of change in unearned premium reserves and reserve for rate credits in the financial statements.

The Company incurred claims adjustment expenses of $50,775,397 and $56,892,277 for the nine months ended September 30, 2023 and the year ended December 31, 2022, respectively. These costs are included in the management service fees paid by the Company to United HealthCare Services, Inc. as a part of the management agreement. The following table discloses paid claims adjustment expenses, incurred claims adjustment expenses, and the balance in unpaid claims adjustment expenses reserve for the nine months ended September 30, 2023 and the year ended December 31, 2022:

	September 30, 2023	December 31, 2022
Total claims adjustment expenses	$ 50,775,397	$ 56,892,277
Less: current year unpaid claims adjustment expenses	(1,254,369)	(1,152,367)
Add: prior year unpaid claims adjustment expenses	1,152,367	793,706
Total claims adjustment expenses paid	$ 50,673,395	$ 56,533,616

B. The Company did not make any significant changes in methodologies and assumptions used in the calculation of the liability for claims unpaid and unpaid claim adjustment expenses in 2023.

26. INTERCOMPANY POOLING ARRANGEMENTS

A-G. No significant change.

27. STRUCTURED SETTLEMENTS

A-B. No significant change.

28. HEALTH CARE AND OTHER AMOUNTS RECEIVABLE

A. Pharmacy rebates receivable are recorded when reasonably estimated or billed by the affiliated pharmaceutical benefit manager in accordance with pharmaceutical rebate contract provisions. Information used to support rebates billed to the manufacturer is based on utilization information gathered by the pharmaceutical benefit manager and adjusted for significant changes in pharmaceutical contract provisions.

The Company evaluates admissibility of all pharmacy rebates receivable based on the administration of each underlying pharmaceutical benefit management agreement. The Company has nonadmitted and excluded all pharmacy rebates receivable that do not meet the admissibility criteria of Statement of Statutory Accounting Principles No. 84, *Health Care and Government Insured Plan Receivables* from the financial statements.

The Company's health care and other amounts receivable increased $12,083,126 from December 31, 2022 to September 30, 2023 as a result of the increase in pharmacy rebates receivables and decrease in the maternity case receivable. Of the amount reported as health care and other amounts receivable, $31,506,630 and $17,658,430 relates to pharmacy rebates receivable as of September 30, 2023 and December 31, 2022, respectively. This increase is primarily due to increased membership.

B. No significant change.

29. PARTICIPATING POLICIES — Not applicable.

30. PREMIUM DEFICIENCY RESERVES

The Company has not recorded any premium deficiency reserve as of September 30, 2023 and December 31, 2022. The analysis of premium deficiency reserve was completed as of September 30, 2023 and December 31, 2022. The Company did consider anticipated investment income when calculating the premium deficiency reserve.

The following table summarizes the Company's premium deficiency reserve as of September 30, 2023 and December 31, 2022:

	9/30/2023
1. Liability carried for premium deficiency reserves	$ —
2. Date of the most recent evaluation of this liability	09/30/23
3. Was anticipated investment income utilized in this calculation?	Yes [X] No [ ]

	December 31, 2022
1. Liability carried for premium deficiency reserves	$ —
2. Date of the most recent evaluation of this liability	12/31/22
3. Was anticipated investment income utilized in this calculation?	Yes [X] No [ ]

31. ANTICIPATED SALVAGE AND SUBROGATION

No significant change.

GENERAL INTERROGATORIES

PART 1 - COMMON INTERROGATORIES

GENERAL

1.1 Did the reporting entity experience any material transactions requiring the filing of Disclosure of Material Transactions with the State of Domicile, as required by the Model Act? ..... Yes [ ] No [X]

1.2 If yes, has the report been filed with the domiciliary state? ..... Yes [ ] No [ ]

2.1 Has any change been made during the year of this statement in the charter, by-laws, articles of incorporation, or deed of settlement of the reporting entity? ..... Yes [ ] No [X]

2.2 If yes, date of change: .....

3.1 Is the reporting entity a member of an Insurance Holding Company System consisting of two or more affiliated persons, one or more of which is an insurer? ..... Yes [X] No [ ]
If yes, complete Schedule Y, Parts 1 and 1A.

3.2 Have there been any substantial changes in the organizational chart since the prior quarter end? ..... Yes [ ] No [X]

3.3 If the response to 3.2 is yes, provide a brief description of those changes.
.....

3.4 Is the reporting entity publicly traded or a member of a publicly traded group? ..... Yes [X] No [ ]

3.5 If the response to 3.4 is yes, provide the CIK (Central Index Key) code issued by the SEC for the entity/group. 0000731766

4.1 Has the reporting entity been a party to a merger or consolidation during the period covered by this statement? ..... Yes [ ] No [X]

4.2 If yes, provide the name of the entity, NAIC Company Code, and state of domicile (use two letter state abbreviation) for any entity that has ceased to exist as a result of the merger or consolidation.

1 Name of Entity	2 NAIC Company Code	3 State of Domicile

5. If the reporting entity is subject to a management agreement, including third-party administrator(s), managing general agent(s), attorney-in-fact, or similar agreement, have there been any significant changes regarding the terms of the agreement or principals involved? ..... Yes [ ] No [X] N/A [ ]
If yes, attach an explanation.
.....

6.1 State as of what date the latest financial examination of the reporting entity was made or is being made. 12/31/2021

6.2 State the as of date that the latest financial examination report became available from either the state of domicile or the reporting entity. This date should be the date of the examined balance sheet and not the date the report was completed or released. 12/31/2021

6.3 State as of what date the latest financial examination report became available to other states or the public from either the state of domicile or the reporting entity. This is the release date or completion date of the examination report and not the date of the examination (balance sheet date). 04/28/2023

6.4 By what department or departments?
Michigan Department of Insurance and Financial Services .....

6.5 Have all financial statement adjustments within the latest financial examination report been accounted for in a subsequent financial statement filed with Departments? ..... Yes [ ] No [ ] N/A [X]

6.6 Have all of the recommendations within the latest financial examination report been complied with? ..... Yes [ ] No [ ] N/A [X]

7.1 Has this reporting entity had any Certificates of Authority, licenses or registrations (including corporate registration, if applicable) suspended or revoked by any governmental entity during the reporting period? ..... Yes [ ] No [X]

7.2 If yes, give full information:
.....

8.1 Is the company a subsidiary of a bank holding company regulated by the Federal Reserve Board? ..... Yes [ ] No [X]

8.2 If response to 8.1 is yes, please identify the name of the bank holding company.
.....

8.3 Is the company affiliated with one or more banks, thrifts or securities firms? ..... Yes [X] No [ ]

8.4 If response to 8.3 is yes, please provide below the names and location (city and state of the main office) of any affiliates regulated by a federal regulatory services agency [i.e. the Federal Reserve Board (FRB), the Office of the Comptroller of the Currency (OCC), the Federal Deposit Insurance Corporation (FDIC) and the Securities Exchange Commission (SEC)] and identify the affiliate's primary federal regulator.

1 Affiliate Name	2 Location (City, State)	3 FRB	4 OCC	5 FDIC	6 SEC
Optum Bank, Inc	Salt Lake City, UT	NO	NO	YES	NO

GENERAL INTERROGATORIES

9.1 Are the senior officers (principal executive officer, principal financial officer, principal accounting officer or controller, or persons performing similar functions) of the reporting entity subject to a code of ethics, which includes the following standards? ..... Yes [X] No [ ]
(a) Honest and ethical conduct, including the ethical handling of actual or apparent conflicts of interest between personal and professional relationships;
(b) Full, fair, accurate, timely and understandable disclosure in the periodic reports required to be filed by the reporting entity;
(c) Compliance with applicable governmental laws, rules and regulations;
(d) The prompt internal reporting of violations to an appropriate person or persons identified in the code; and
(e) Accountability for adherence to the code.

9.11 If the response to 9.1 is No, please explain:
.....

9.2 Has the code of ethics for senior managers been amended? ..... Yes [ ] No [X]

9.21 If the response to 9.2 is Yes, provide information related to amendment(s).
.....

9.3 Have any provisions of the code of ethics been waived for any of the specified officers? ..... Yes [ ] No [X]

9.31 If the response to 9.3 is Yes, provide the nature of any waiver(s).
.....

FINANCIAL

10.1 Does the reporting entity report any amounts due from parent, subsidiaries or affiliates on Page 2 of this statement? ..... Yes [ ] No [X]

10.2 If yes, indicate any amounts receivable from parent included in the Page 2 amount: ..... $ 0

INVESTMENT

11.1 Were any of the stocks, bonds, or other assets of the reporting entity loaned, placed under option agreement, or otherwise made available for use by another person? (Exclude securities under securities lending agreements.) ..... Yes [ ] No [X]

11.2 If yes, give full and complete information relating thereto:
.....

12. Amount of real estate and mortgages held in other invested assets in Schedule BA: ..... $ 0

13. Amount of real estate and mortgages held in short-term investments: ..... $ 0

14.1 Does the reporting entity have any investments in parent, subsidiaries and affiliates? ..... Yes [ ] No [X]

14.2 If yes, please complete the following:

	1 Prior Year-End Book/Adjusted Carrying Value	2 Current Quarter Book/Adjusted Carrying Value
14.21 Bonds	$ 0	$ 0
14.22 Preferred Stock	$ 0	$ 0
14.23 Common Stock	$ 0	$ 0
14.24 Short-Term Investments	$ 0	$ 0
14.25 Mortgage Loans on Real Estate	$ 0	$ 0
14.26 All Other	$ 0	$ 0
14.27 Total Investment in Parent, Subsidiaries and Affiliates (Subtotal Lines 14.21 to 14.26)	$ 0	$ 0
14.28 Total Investment in Parent included in Lines 14.21 to 14.26 above	$ 0	$ 0

15.1 Has the reporting entity entered into any hedging transactions reported on Schedule DB? ..... Yes [ ] No [X]

15.2 If yes, has a comprehensive description of the hedging program been made available to the domiciliary state? ..... Yes [ ] No [ ] N/A [X]
If no, attach a description with this statement.
.....

16. For the reporting entity's security lending program, state the amount of the following as of the current statement date:

16.1 Total fair value of reinvested collateral assets reported on Schedule DL, Parts 1 and 2. ..... $ 0

16.2 Total book/adjusted carrying value of reinvested collateral assets reported on Schedule DL, Parts 1 and 2 ..... $ 0

16.3 Total payable for securities lending reported on the liability page. ..... $ 0

GENERAL INTERROGATORIES

17. Excluding items in Schedule E - Part 3 - Special Deposits, real estate, mortgage loans and investments held physically in the reporting entity's offices, vaults or safety deposit boxes, were all stocks, bonds and other securities, owned throughout the current year held pursuant to a custodial agreement with a qualified bank or trust company in accordance with Section 1, III - General Examination Considerations, F. Outsourcing of Critical Functions, Custodial or Safekeeping Agreements of the NAIC Financial Condition Examiners Handbook? ..... Yes [X] No [ ]

17.1 For all agreements that comply with the requirements of the NAIC Financial Condition Examiners Handbook, complete the following:

1 Name of Custodian(s)	2 Custodian Address
Bank of New York Mellon	Global Liquidity Services, 1 Wall St, 14th Floor, New York NY 10286
Northern Trust	50 S. LaSalle, Chicago, IL 60675

17.2 For all agreements that do not comply with the requirements of the NAIC Financial Condition Examiners Handbook, provide the name, location and a complete explanation:

1 Name(s)	2 Location(s)	3 Complete Explanation(s)

17.3 Have there been any changes, including name changes, in the custodian(s) identified in 17.1 during the current quarter? ..... Yes [ ] No [X]

17.4 If yes, give full information relating thereto:

1 Old Custodian	2 New Custodian	3 Date of Change	4 Reason

17.5 Investment management – Identify all investment advisors, investment managers, broker/dealers, including individuals that have the authority to make investment decisions on behalf of the reporting entity. For assets that are managed internally by employees of the reporting entity, note as such. ["…that have access to the investment accounts"; "…handle securities"]

1 Name of Firm or Individual	2 Affiliation
Internally Managed	I
J.P. Morgan Asset Management	U
Wellington Management Company, LLP	U

17.5097 For those firms/individuals listed in the table for Question 17.5, do any firms/individuals unaffiliated with the reporting entity (i.e. designated with a "U") manage more than 10% of the reporting entity's invested assets?..... Yes [X] No [ ]

17.5098 For firms/individuals unaffiliated with the reporting entity (i.e. designated with a "U") listed in the table for Question 17.5, does the total assets under management aggregate to more than 50% of the reporting entity's invested assets?..... Yes [ ] No [X]

17.6 For those firms or individuals listed in the table for 17.5 with an affiliation code of "A" (affiliated) or "U" (unaffiliated), provide the information for the table below.

1 Central Registration Depository Number	2 Name of Firm or Individual	3 Legal Entity Identifier (LEI)	4 Registered With	5 Investment Management Agreement (IMA) Filed
107038	J.P. Morgan Asset Management	549300W78QHV4XMM6K69	SEC	NO
106595	Wellington Management Company, LLP	549300YHP12TEZNLCX41	SEC	NO

18.1 Have all the filing requirements of the Purposes and Procedures Manual of the NAIC Investment Analysis Office been followed? ..... Yes [X] No [ ]

18.2 If no, list exceptions:

19. By self-designating 5GI securities, the reporting entity is certifying the following elements for each self-designated 5GI security:
    a. Documentation necessary to permit a full credit analysis of the security does not exist or an NAIC CRP credit rating for an FE or PL security is not available.
    b. Issuer or obligor is current on all contracted interest and principal payments.
    c. The insurer has an actual expectation of ultimate payment of all contracted interest and principal.

    Has the reporting entity self-designated 5GI securities? ..... Yes [ ] No [X]

20. By self-designating PLGI securities, the reporting entity is certifying the following elements of each self-designated PLGI security:
    a. The security was purchased prior to January 1, 2018.
    b. The reporting entity is holding capital commensurate with the NAIC Designation reported for the security.
    c. The NAIC Designation was derived from the credit rating assigned by an NAIC CRP in its legal capacity as a NRSRO which is shown on a current private letter rating held by the insurer and available for examination by state insurance regulators.
    d. The reporting entity is not permitted to share this credit rating of the PL security with the SVO.

    Has the reporting entity self-designated PLGI securities? ..... Yes [ ] No [X]

21. By assigning FE to a Schedule BA non-registered private fund, the reporting entity is certifying the following elements of each self-designated FE fund:
    a. The shares were purchased prior to January 1, 2019.
    b. The reporting entity is holding capital commensurate with the NAIC Designation reported for the security.
    c. The security had a public credit rating(s) with annual surveillance assigned by an NAIC CRP in its legal capacity as an NRSRO prior to January 1, 2019.
    d. The fund only or predominantly holds bonds in its portfolio.
    e. The current reported NAIC Designation was derived from the public credit rating(s) with annual surveillance assigned by an NAIC CRP in its legal capacity as an NRSRO.
    f. The public credit rating(s) with annual surveillance assigned by an NAIC CRP has not lapsed.

    Has the reporting entity assigned FE to Schedule BA non-registered private funds that complied with the above criteria? ..... Yes [ ] No [X]

GENERAL INTERROGATORIES

PART 2 - HEALTH

1. Operating Percentages:

1.1 A&H loss percent ..... 82.9 %

1.2 A&H cost containment percent ..... 2.9 %

1.3 A&H expense percent excluding cost containment expenses ..... 10.4 %

2.1 Do you act as a custodian for health savings accounts? ..... Yes [ ] No [X]

2.2 If yes, please provide the amount of custodial funds held as of the reporting date ..... $ 0

2.3 Do you act as an administrator for health savings accounts? ..... Yes [ ] No [X]

2.4 If yes, please provide the balance of the funds administered as of the reporting date ..... $ 0

3. Is the reporting entity licensed or chartered, registered, qualified, eligible or writing business in at least two states? ..... Yes [ ] No [X]

3.1 If no, does the reporting entity assume reinsurance business that covers risks residing in at least one state other than the state of domicile of the reporting entity? ..... Yes [ ] No [X]

SCHEDULE S - CEDED REINSURANCE

Showing All New Reinsurance Treaties - Current Year to Date

1 NAIC Company Code	2 ID Number	3 Effective Date	4 Name of Reinsurer	5 Domiciliary Jurisdiction	6 Type of Reinsurance Ceded	7 Type of Business Ceded	8 Type of Reinsurer	9 Certified Reinsurer Rating (1 through 6)	10 Effective Date of Certified Reinsurer Rating

NONE

SCHEDULE T - PREMIUMS AND OTHER CONSIDERATIONS

Current Year to Date - Allocated by States and Territories

	1	Direct Business Only								
		2	3	4	5	6	7	8	9	10
States, etc.	Active Status (a)	Accident and Health Premiums	Medicare Title XVIII	Medicaid Title XIX	CHIP Title XXI	Federal Employees Health Benefits Program Premiums	Life and Annuity Premiums & Other Considerations	Property/ Casualty Premiums	Total Columns 2 Through 8	Deposit-Type Contracts
1. Alabama AL	N	0	0	0	0	0	0	0	0	0
2. Alaska AK	N	0	0	0	0	0	0	0	0	0
3. Arizona AZ	N	0	0	0	0	0	0	0	0	0
4. Arkansas AR	N	0	0	0	0	0	0	0	0	0
5. California CA	N	0	0	0	0	0	0	0	0	0
6. Colorado CO	N	0	0	0	0	0	0	0	0	0
7. Connecticut CT	N	0	0	0	0	0	0	0	0	0
8. Delaware DE	N	0	0	0	0	0	0	0	0	0
9. District of Columbia DC	N	0	0	0	0	0	0	0	0	0
10. Florida FL	N	0	0	0	0	0	0	0	0	0
11. Georgia GA	N	0	0	0	0	0	0	0	0	0
12. Hawaii HI	N	0	0	0	0	0	0	0	0	0
13. Idaho ID	N	0	0	0	0	0	0	0	0	0
14. Illinois IL	N	0	0	0	0	0	0	0	0	0
15. Indiana IN	N	0	0	0	0	0	0	0	0	0
16. Iowa IA	N	0	0	0	0	0	0	0	0	0
17. Kansas KS	N	0	0	0	0	0	0	0	0	0
18. Kentucky KY	N	0	0	0	0	0	0	0	0	0
19. Louisiana LA	N	0	0	0	0	0	0	0	0	0
20. Maine ME	N	0	0	0	0	0	0	0	0	0
21. Maryland MD	N	0	0	0	0	0	0	0	0	0
22. Massachusetts MA	N	0	0	0	0	0	0	0	0	0
23. Michigan MI	L	26,105,687	398,816,733	940,350,245	0	0	0	0	1,365,272,665	0
24. Minnesota MN	N	0	0	0	0	0	0	0	0	0
25. Mississippi MS	N	0	0	0	0	0	0	0	0	0
26. Missouri MO	N	0	0	0	0	0	0	0	0	0
27. Montana MT	N	0	0	0	0	0	0	0	0	0
28. Nebraska NE	N	0	0	0	0	0	0	0	0	0
29. Nevada NV	N	0	0	0	0	0	0	0	0	0
30. New Hampshire NH	N	0	0	0	0	0	0	0	0	0
31. New Jersey NJ	N	0	0	0	0	0	0	0	0	0
32. New Mexico NM	N	0	0	0	0	0	0	0	0	0
33. New York NY	N	0	0	0	0	0	0	0	0	0
34. North Carolina NC	N	0	0	0	0	0	0	0	0	0
35. North Dakota ND	N	0	0	0	0	0	0	0	0	0
36. Ohio OH	N	0	0	0	0	0	0	0	0	0
37. Oklahoma OK	N	0	0	0	0	0	0	0	0	0
38. Oregon OR	N	0	0	0	0	0	0	0	0	0
39. Pennsylvania PA	N	0	0	0	0	0	0	0	0	0
40. Rhode Island RI	N	0	0	0	0	0	0	0	0	0
41. South Carolina SC	N	0	0	0	0	0	0	0	0	0
42. South Dakota SD	N	0	0	0	0	0	0	0	0	0
43. Tennessee TN	N	0	0	0	0	0	0	0	0	0
44. Texas TX	N	0	0	0	0	0	0	0	0	0
45. Utah UT	N	0	0	0	0	0	0	0	0	0
46. Vermont VT	N	0	0	0	0	0	0	0	0	0
47. Virginia VA	N	0	0	0	0	0	0	0	0	0
48. Washington WA	N	0	0	0	0	0	0	0	0	0
49. West Virginia WV	N	0	0	0	0	0	0	0	0	0
50. Wisconsin WI	N	0	0	0	0	0	0	0	0	0
51. Wyoming WY	N	0	0	0	0	0	0	0	0	0
52. American Samoa AS	N	0	0	0	0	0	0	0	0	0
53. Guam GU	N	0	0	0	0	0	0	0	0	0
54. Puerto Rico PR	N	0	0	0	0	0	0	0	0	0
55. U.S. Virgin Islands VI	N	0	0	0	0	0	0	0	0	0
56. Northern Mariana Islands MP	N	0	0	0	0	0	0	0	0	0
57. Canada CAN	N	0	0	0	0	0	0	0	0	0
58. Aggregate Other Aliens OT	XXX	0	0	0	0	0	0	0	0	0
59. Subtotal	XXX	26,105,687	398,816,733	940,350,245	0	0	0	0	1,365,272,665	0
60. Reporting Entity Contributions for Employee Benefit Plans	XXX	0	0	0	0	0	0	0	0	0
61. Totals (Direct Business)	XXX	26,105,687	398,816,733	940,350,245	0	0	0	0	1,365,272,665	0
DETAILS OF WRITE-INS										
58001.	XXX									
58002.	XXX									
58003.	XXX									
58998. Summary of remaining write-ins for Line 58 from overflow page	XXX	0	0	0	0	0	0	0	0	0
58999. Totals (Lines 58001 through 58003 plus 58998)(Line 58 above)	XXX	0	0	0	0	0	0	0	0	0

(a) Active Status Counts:

1. L - Licensed or Chartered - Licensed insurance carrier or domiciled RRG 1
2. R - Registered - Non-domiciled RRGs 0
3. E - Eligible - Reporting entities eligible or approved to write surplus lines in the state. 0
4. Q - Qualified - Qualified or accredited reinsurer 0
5. N - None of the above - Not allowed to write business in the state 56

Premiums allocated by state based on geograhic markets.

SCHEDULE Y – INFORMATION CONCERNING ACTIVITIES OF INSURER MEMBERS OF A HOLDING COMPANY GROUP

PART 1 – ORGANIZATIONAL CHART

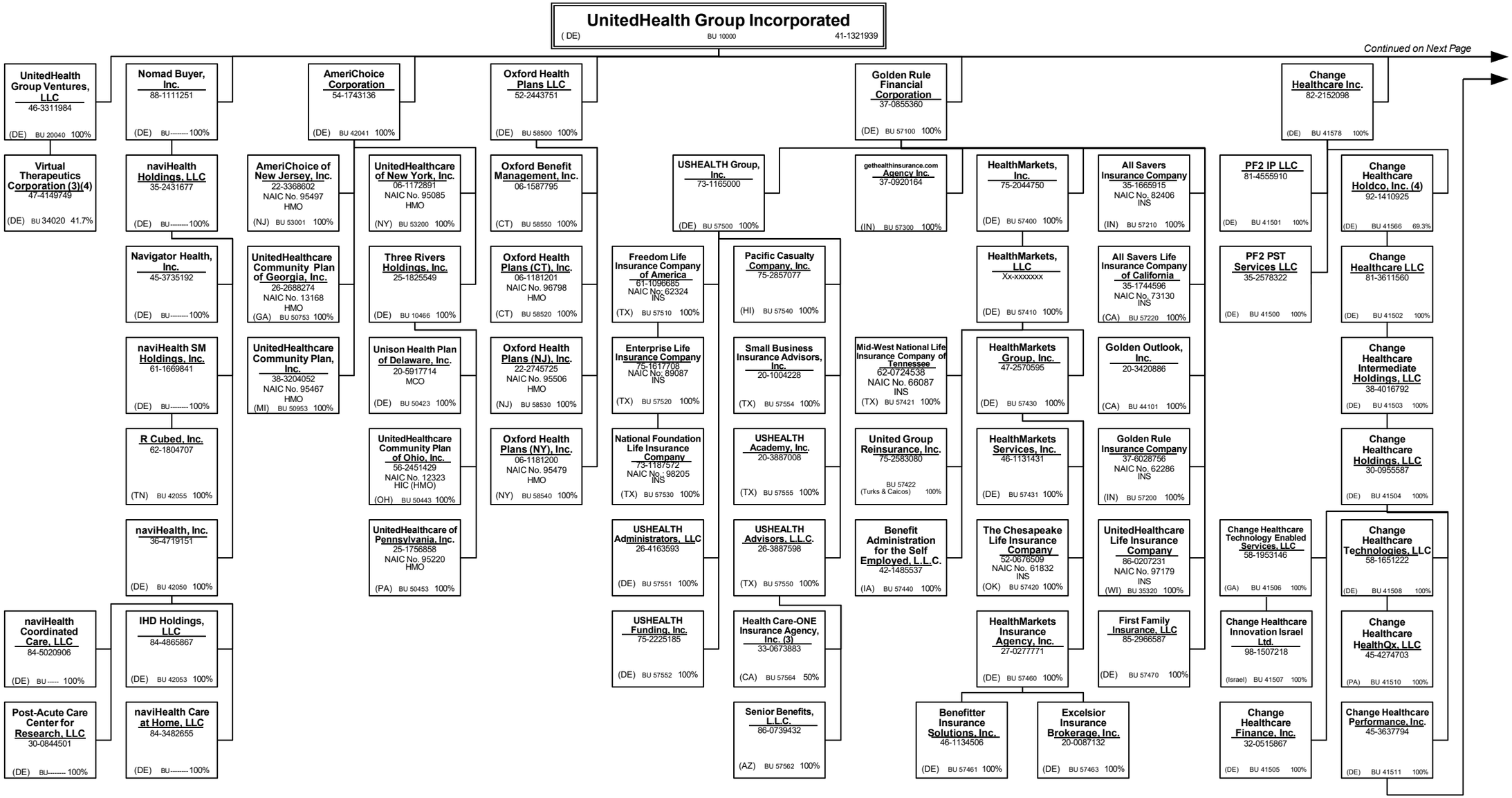

SCHEDULE Y – INFORMATION CONCERNING ACTIVITIES OF INSURER MEMBERS OF A HOLDING COMPANY GROUP

PART 1 – ORGANIZATIONAL CHART

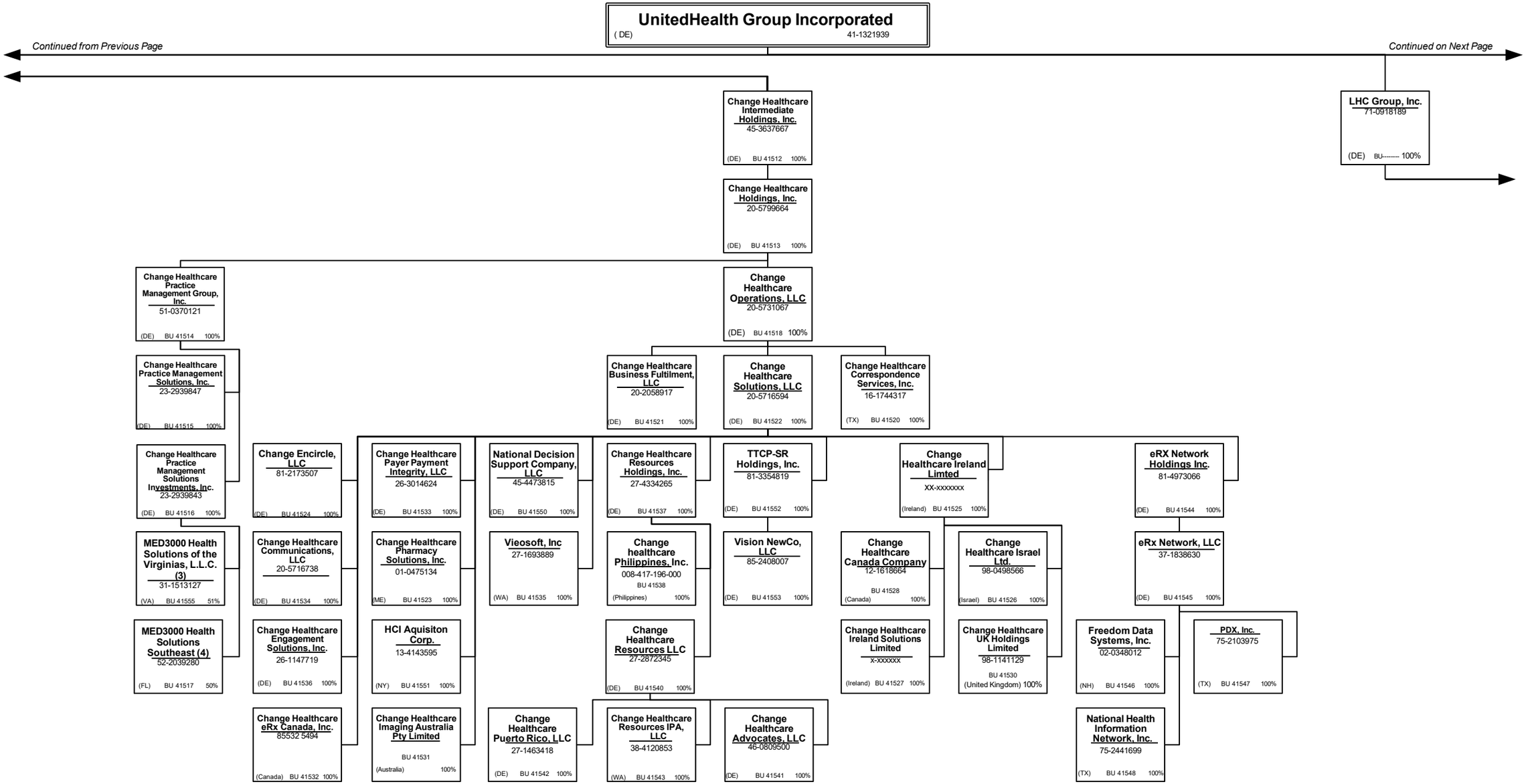

SCHEDULE Y – INFORMATION CONCERNING ACTIVITIES OF INSURER MEMBERS OF A HOLDING COMPANY GROUP

PART 1 – ORGANIZATIONAL CHART

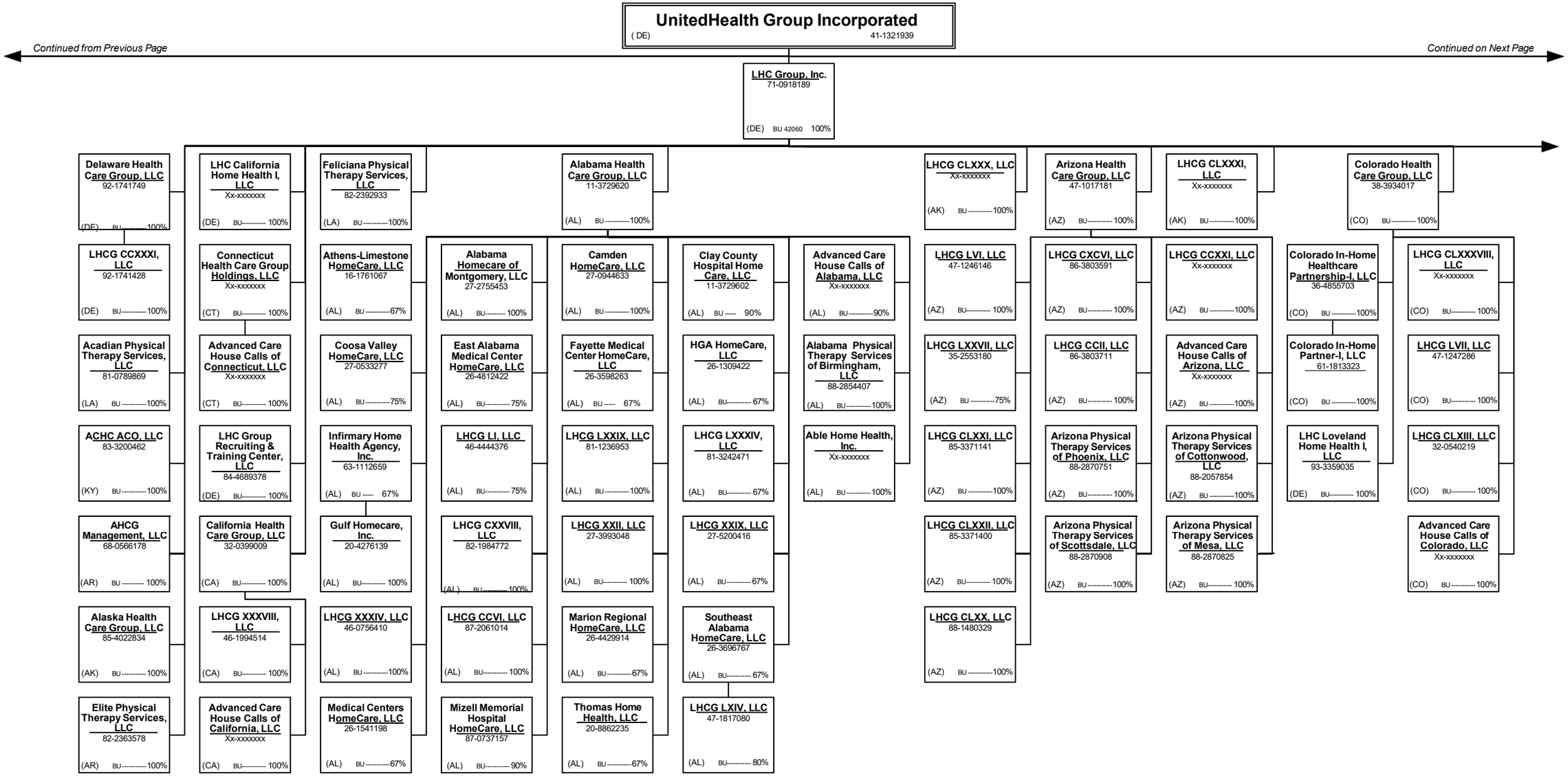

SCHEDULE Y – INFORMATION CONCERNING ACTIVITIES OF INSURER MEMBERS OF A HOLDING COMPANY GROUP

PART 1 – ORGANIZATIONAL CHART

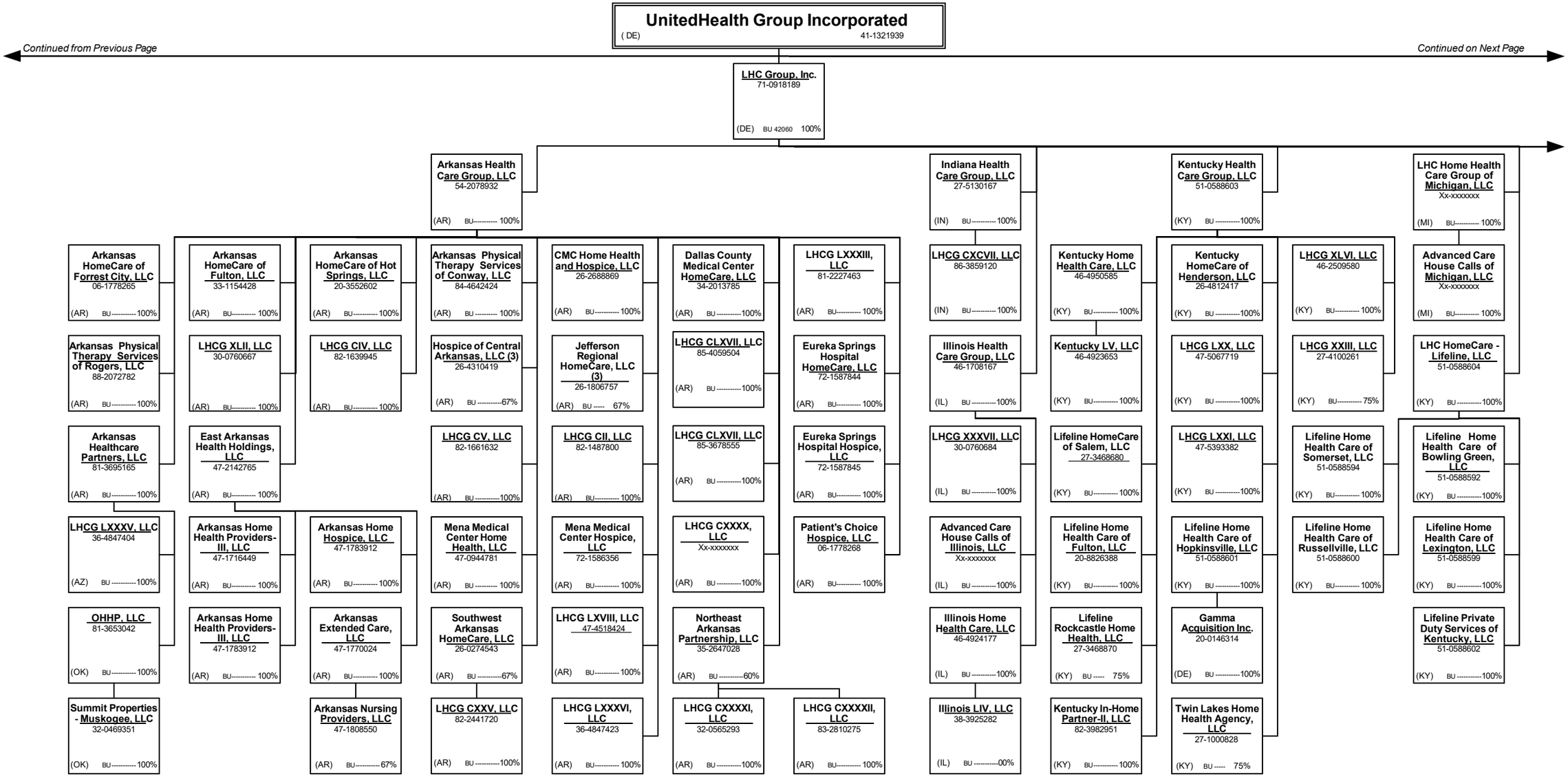

SCHEDULE Y – INFORMATION CONCERNING ACTIVITIES OF INSURER MEMBERS OF A HOLDING COMPANY GROUP

PART 1 – ORGANIZATIONAL CHART

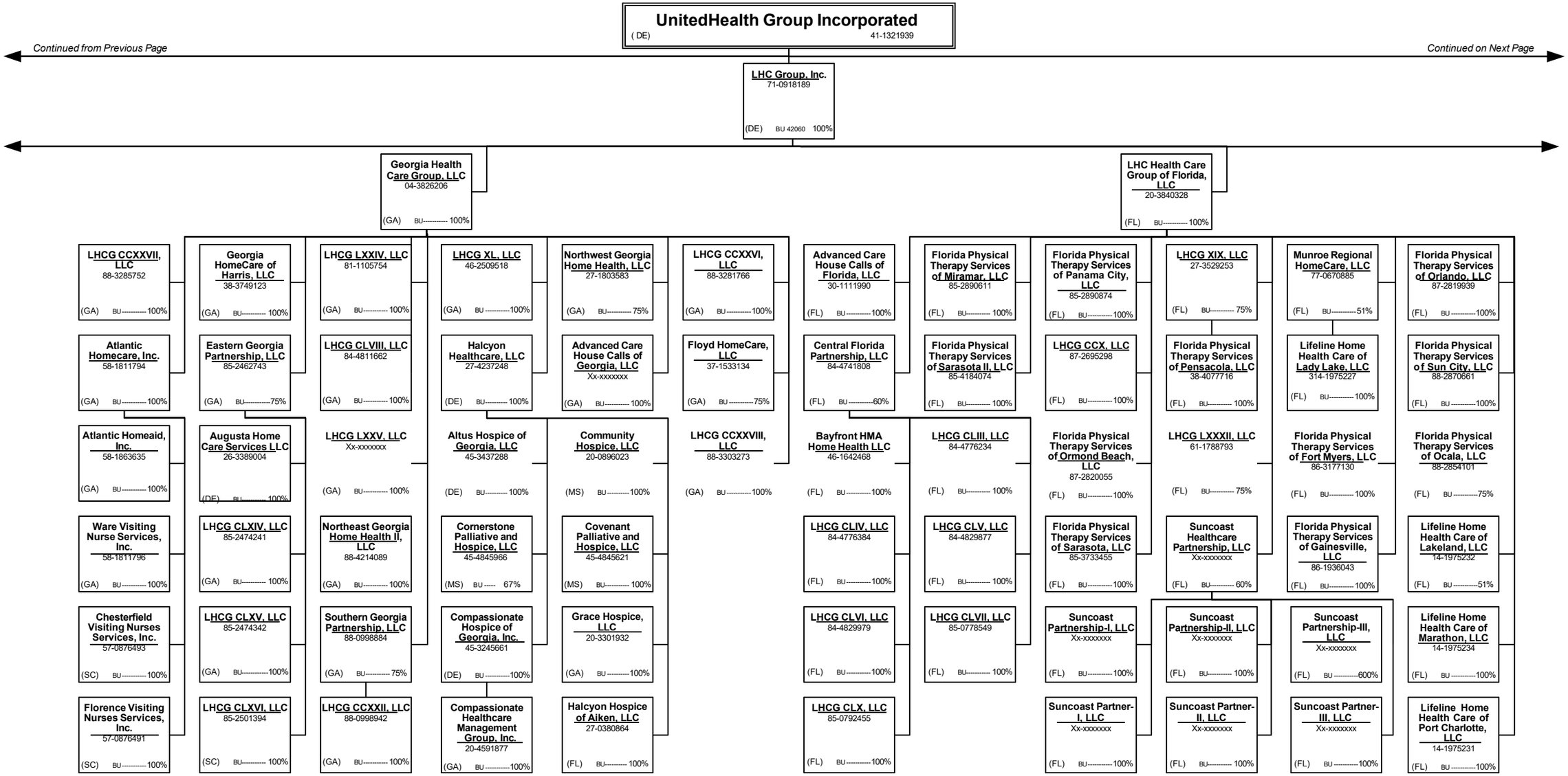

SCHEDULE Y – INFORMATION CONCERNING ACTIVITIES OF INSURER MEMBERS OF A HOLDING COMPANY GROUP

PART 1 – ORGANIZATIONAL CHART

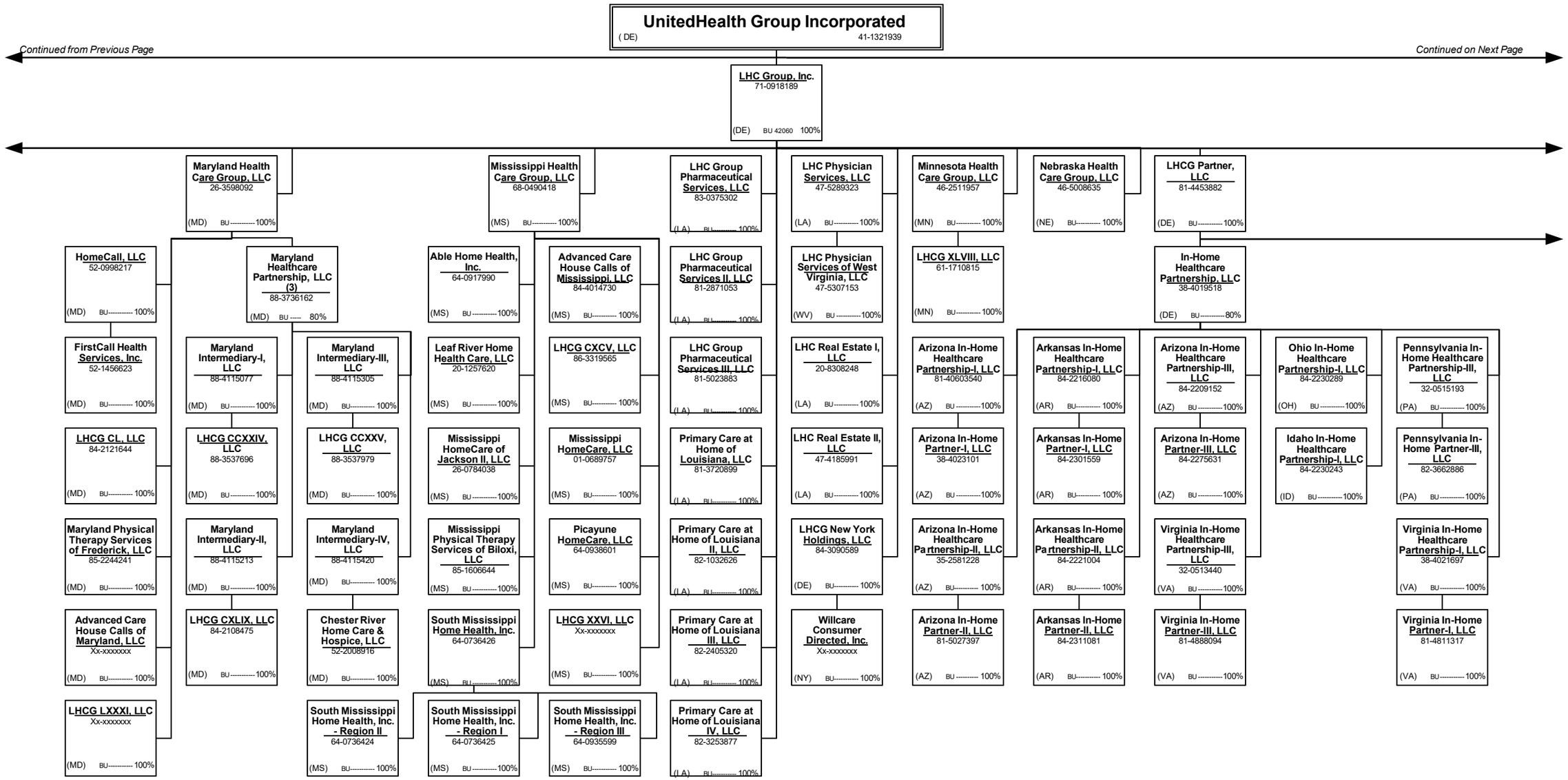

SCHEDULE Y – INFORMATION CONCERNING ACTIVITIES OF INSURER MEMBERS OF A HOLDING COMPANY GROUP

PART 1 – ORGANIZATIONAL CHART

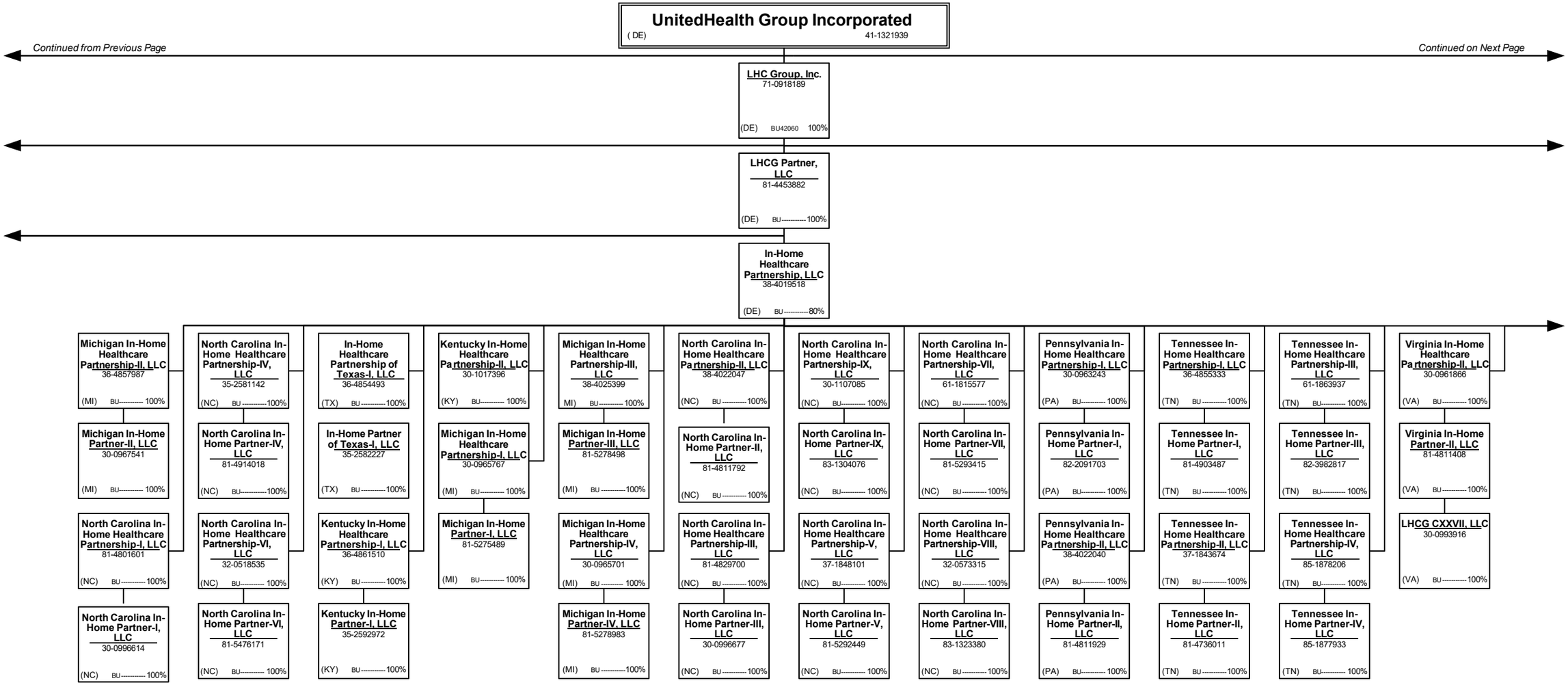

SCHEDULE Y – INFORMATION CONCERNING ACTIVITIES OF INSURER MEMBERS OF A HOLDING COMPANY GROUP

PART 1 – ORGANIZATIONAL CHART

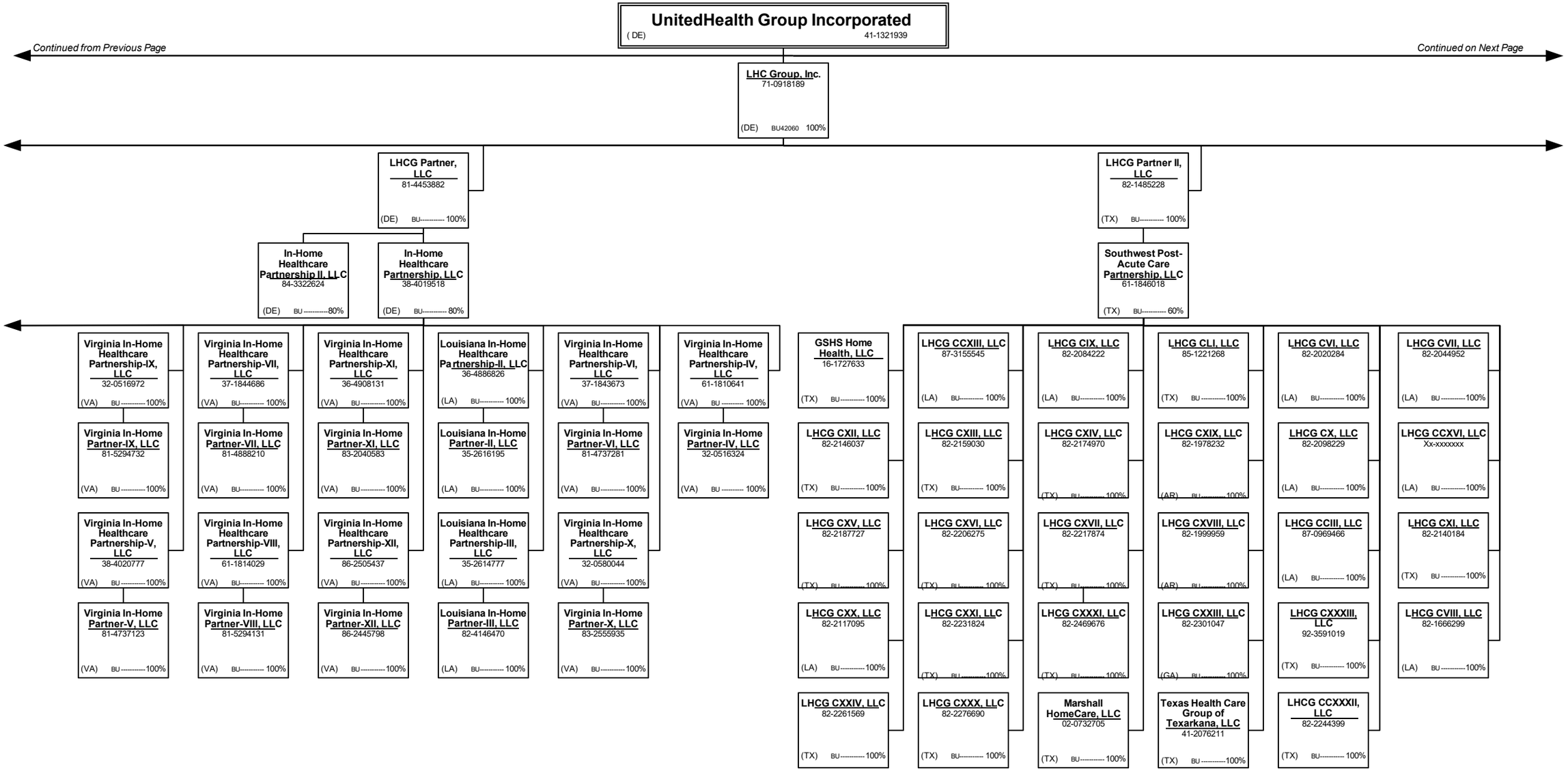

SCHEDULE Y – INFORMATION CONCERNING ACTIVITIES OF INSURER MEMBERS OF A HOLDING COMPANY GROUP

PART 1 – ORGANIZATIONAL CHART



SCHEDULE Y – INFORMATION CONCERNING ACTIVITIES OF INSURER MEMBERS OF A HOLDING COMPANY GROUP

PART 1 – ORGANIZATIONAL CHART

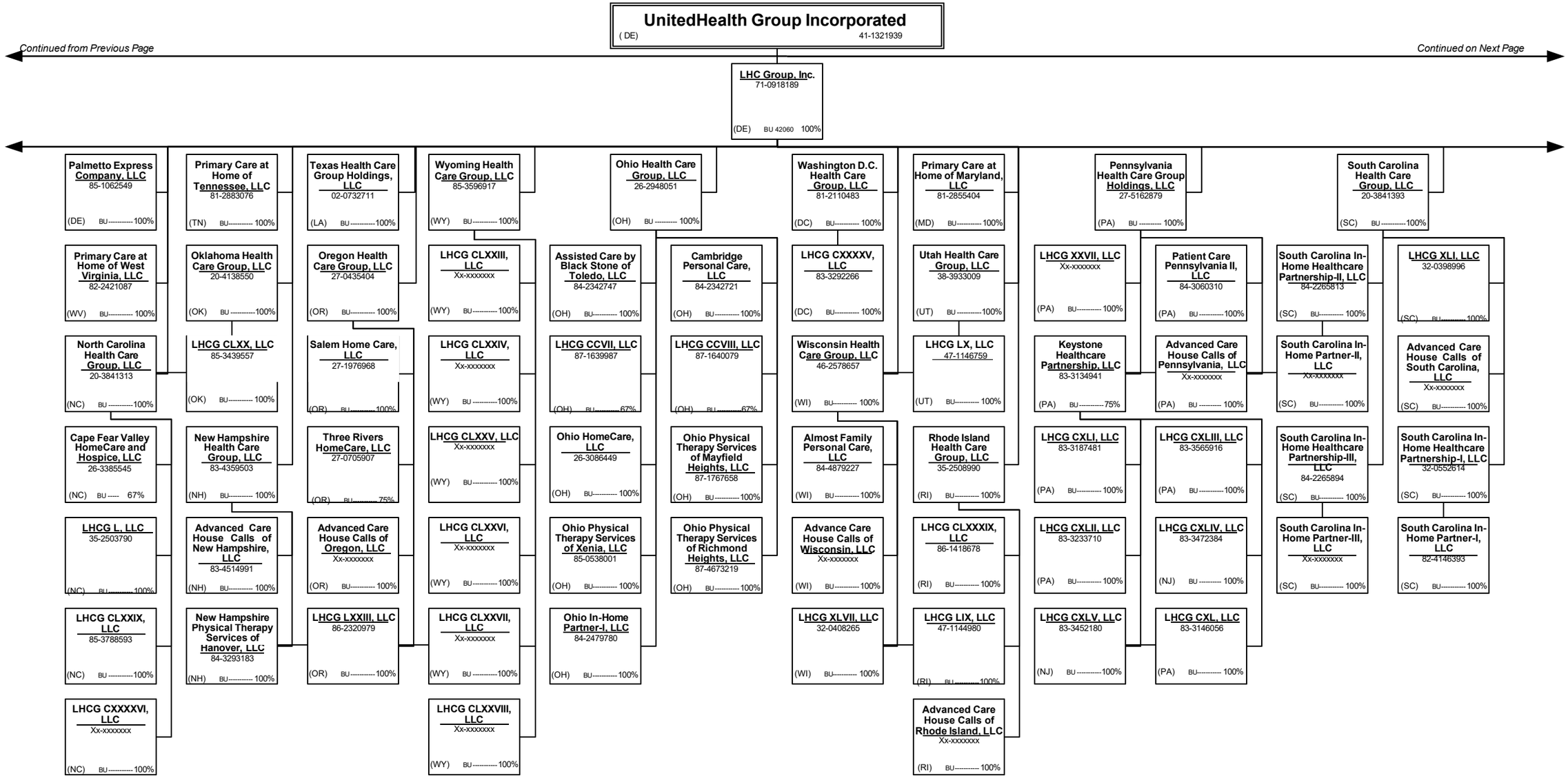

SCHEDULE Y – INFORMATION CONCERNING ACTIVITIES OF INSURER MEMBERS OF A HOLDING COMPANY GROUP

PART 1 – ORGANIZATIONAL CHART

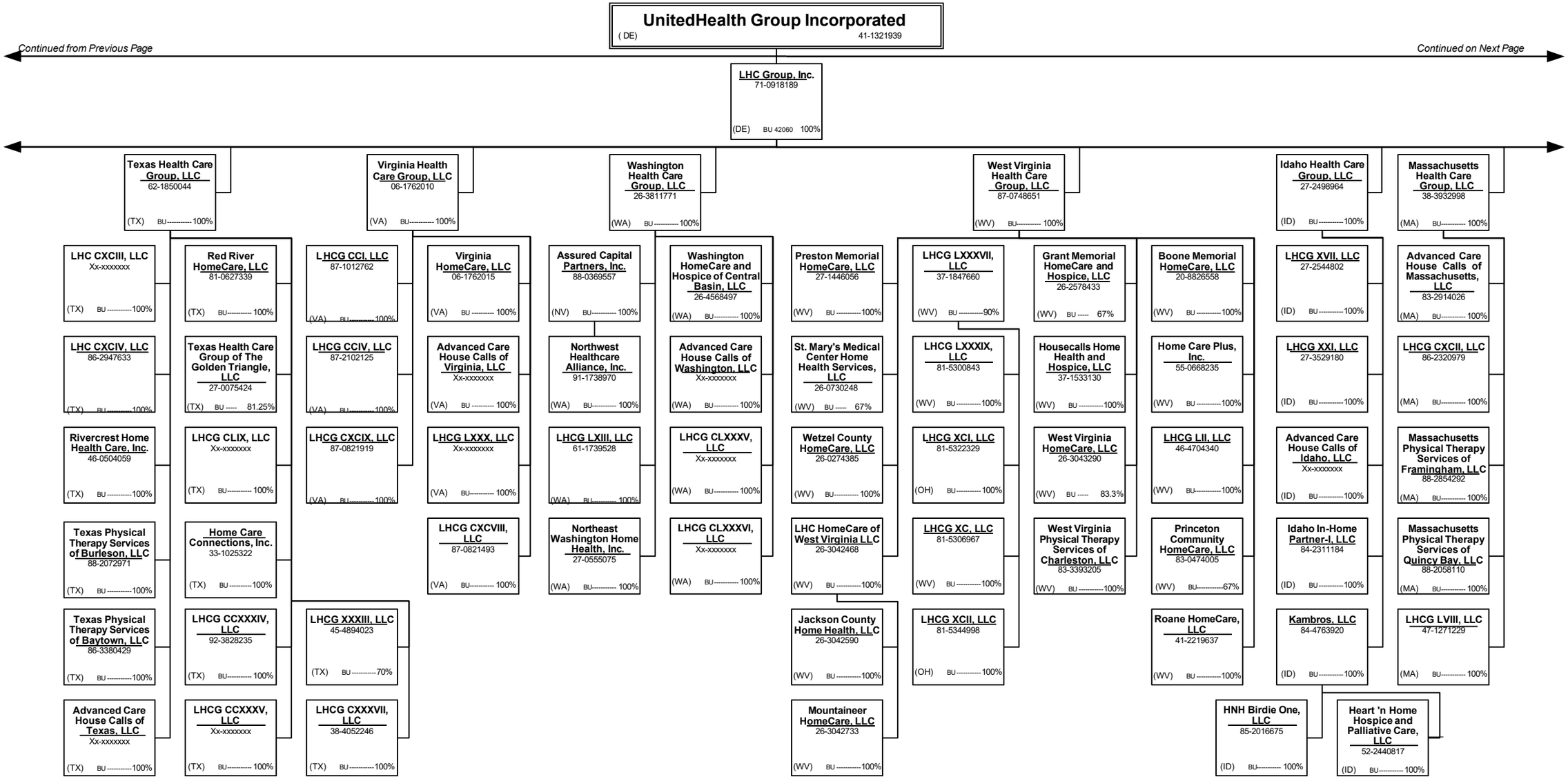

SCHEDULE Y – INFORMATION CONCERNING ACTIVITIES OF INSURER MEMBERS OF A HOLDING COMPANY GROUP

PART 1 – ORGANIZATIONAL CHART

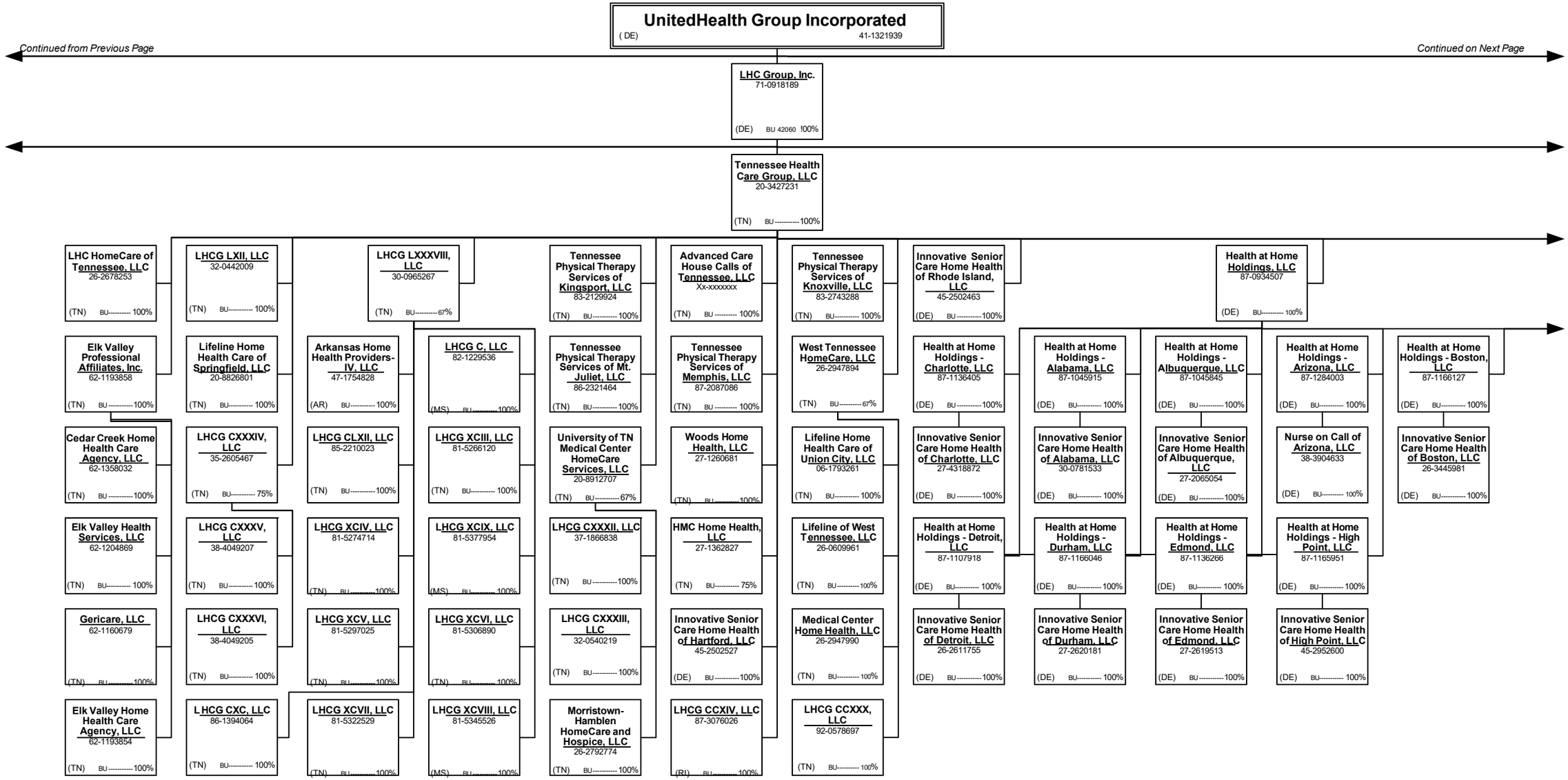

SCHEDULE Y – INFORMATION CONCERNING ACTIVITIES OF INSURER MEMBERS OF A HOLDING COMPANY GROUP

PART 1 – ORGANIZATIONAL CHART

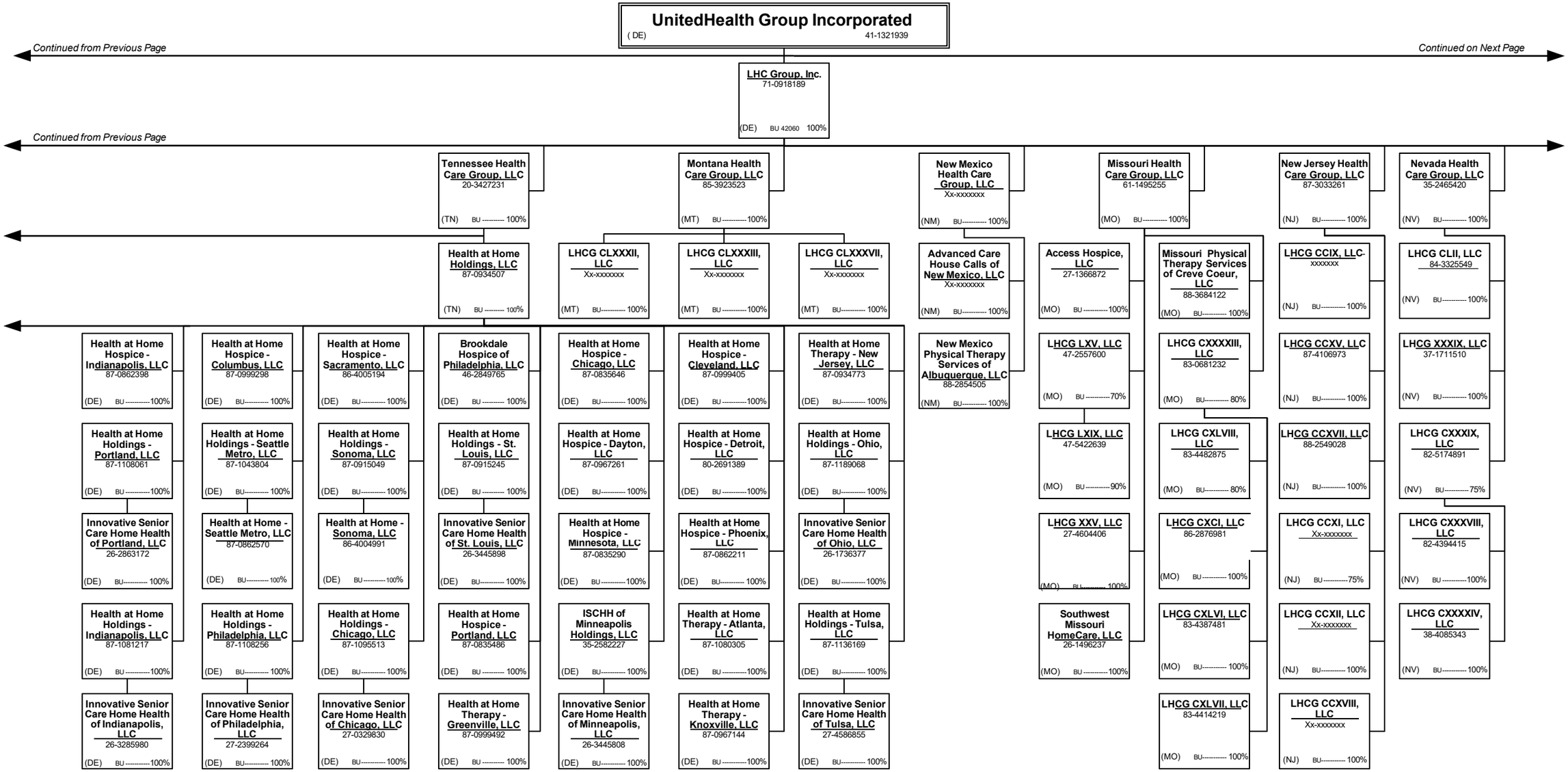

SCHEDULE Y – INFORMATION CONCERNING ACTIVITIES OF INSURER MEMBERS OF A HOLDING COMPANY GROUP

PART 1 – ORGANIZATIONAL CHART

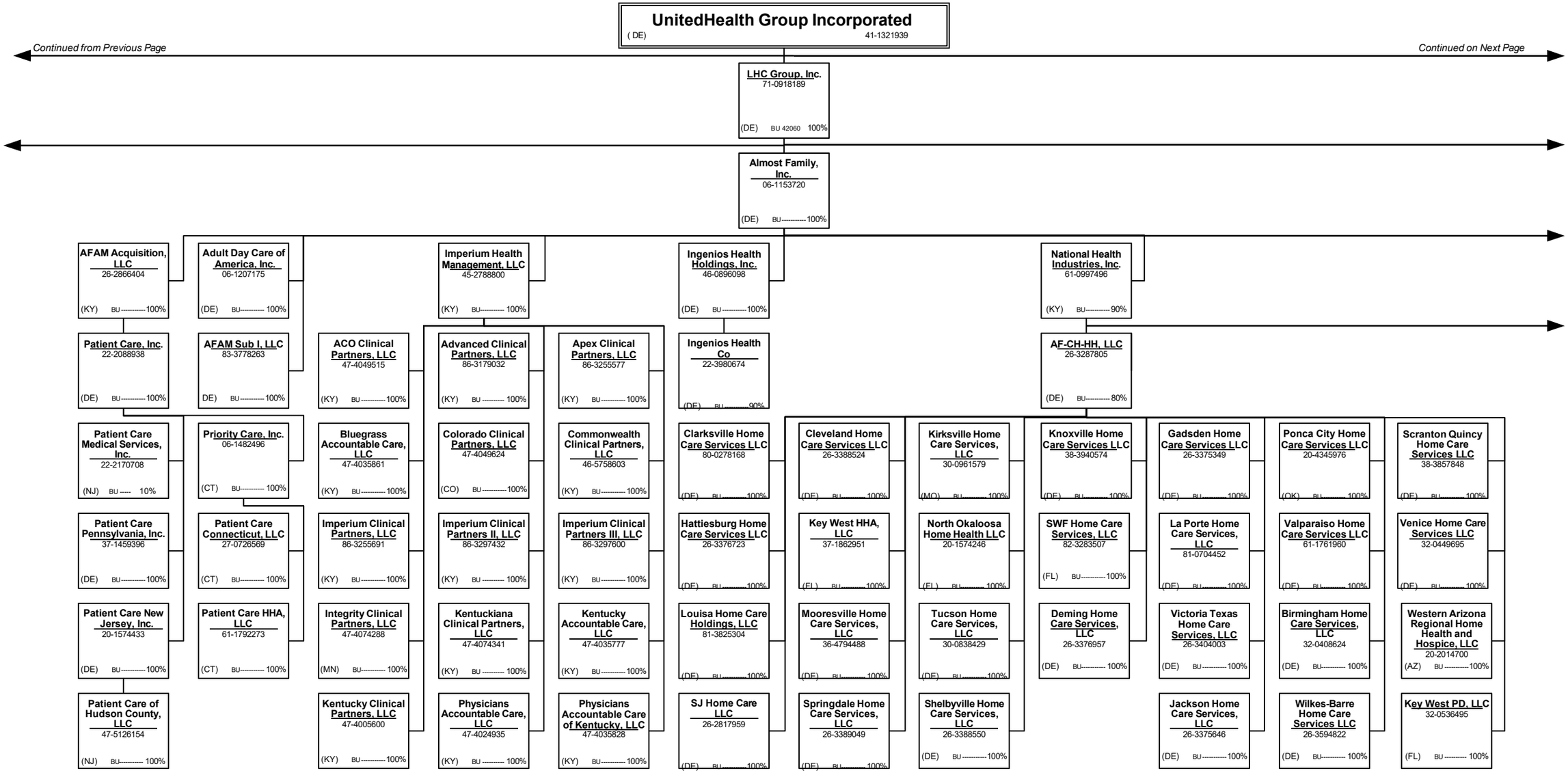

SCHEDULE Y – INFORMATION CONCERNING ACTIVITIES OF INSURER MEMBERS OF A HOLDING COMPANY GROUP

PART 1 – ORGANIZATIONAL CHART

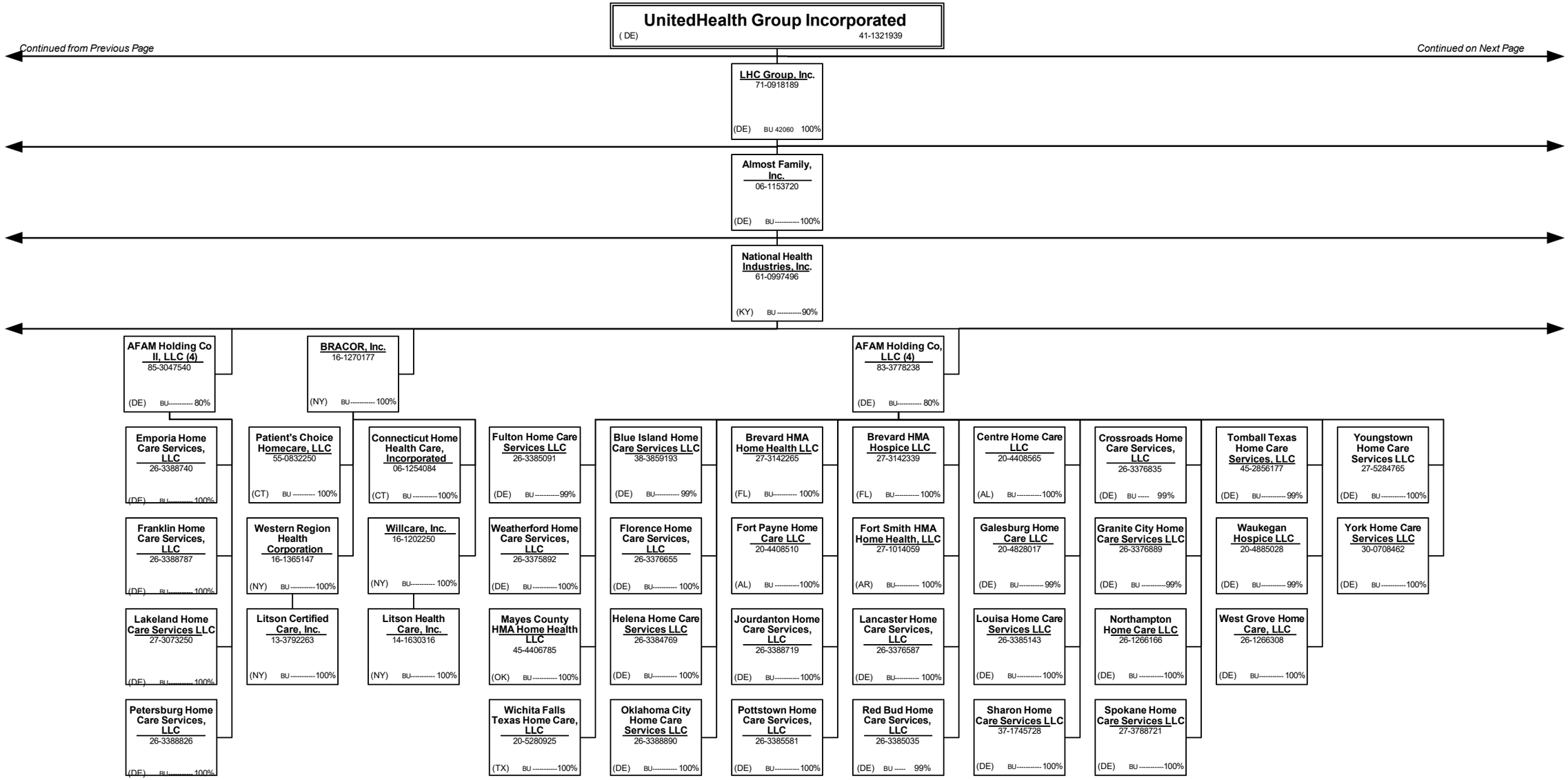

SCHEDULE Y – INFORMATION CONCERNING ACTIVITIES OF INSURER MEMBERS OF A HOLDING COMPANY GROUP

PART 1 – ORGANIZATIONAL CHART

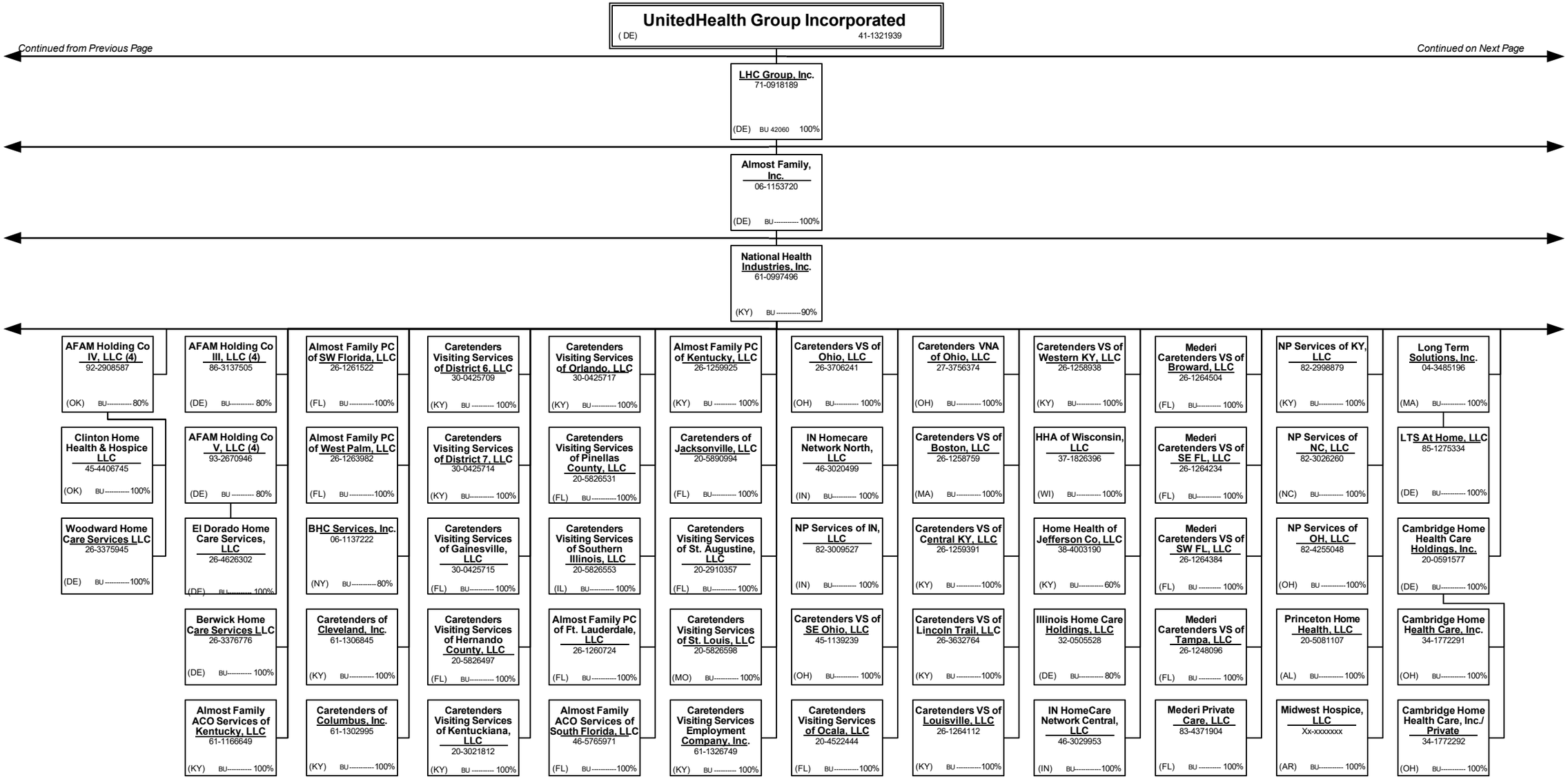

SCHEDULE Y – INFORMATION CONCERNING ACTIVITIES OF INSURER MEMBERS OF A HOLDING COMPANY GROUP

PART 1 – ORGANIZATIONAL CHART

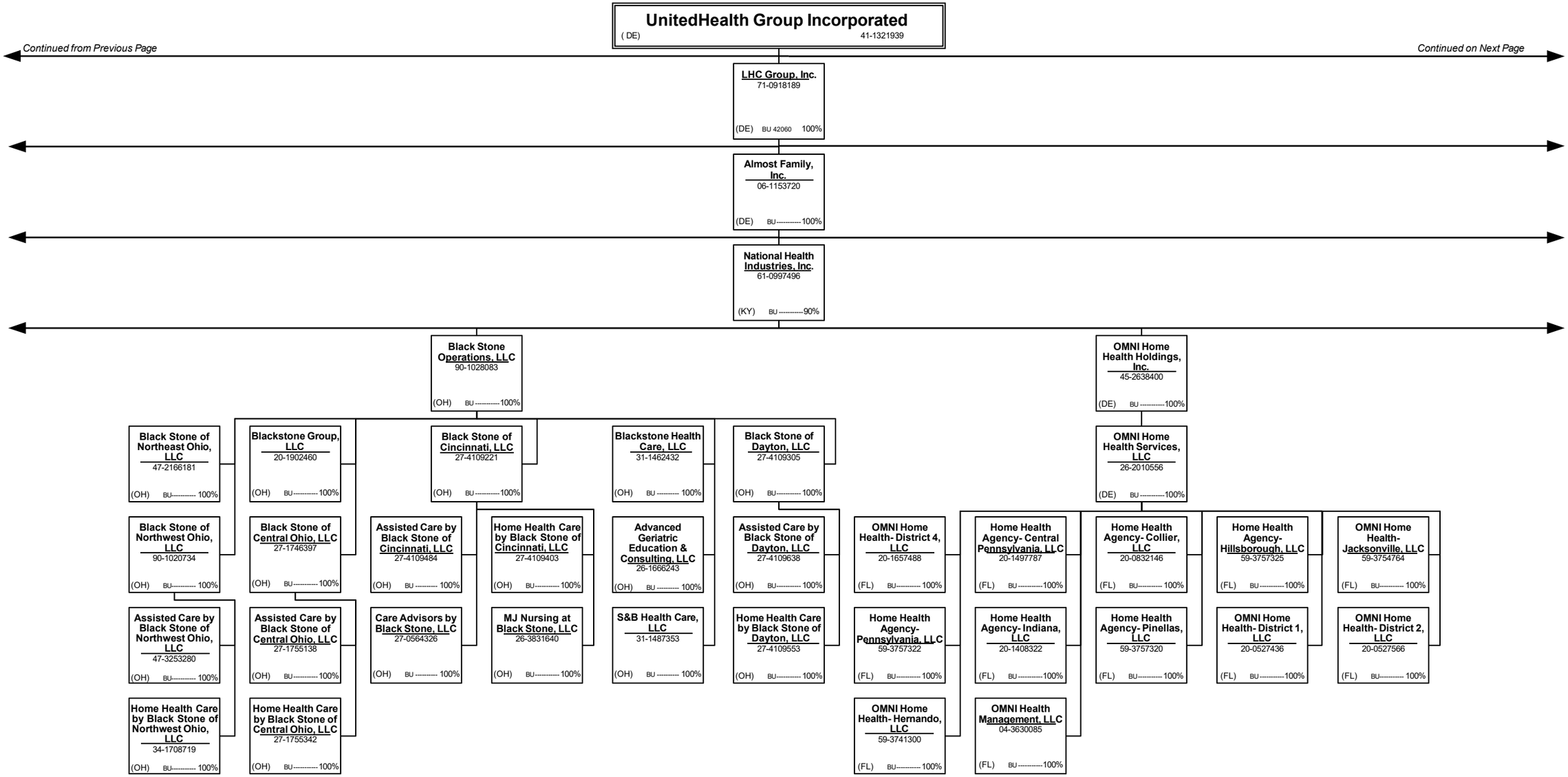

SCHEDULE Y – INFORMATION CONCERNING ACTIVITIES OF INSURER MEMBERS OF A HOLDING COMPANY GROUP

PART 1 – ORGANIZATIONAL CHART

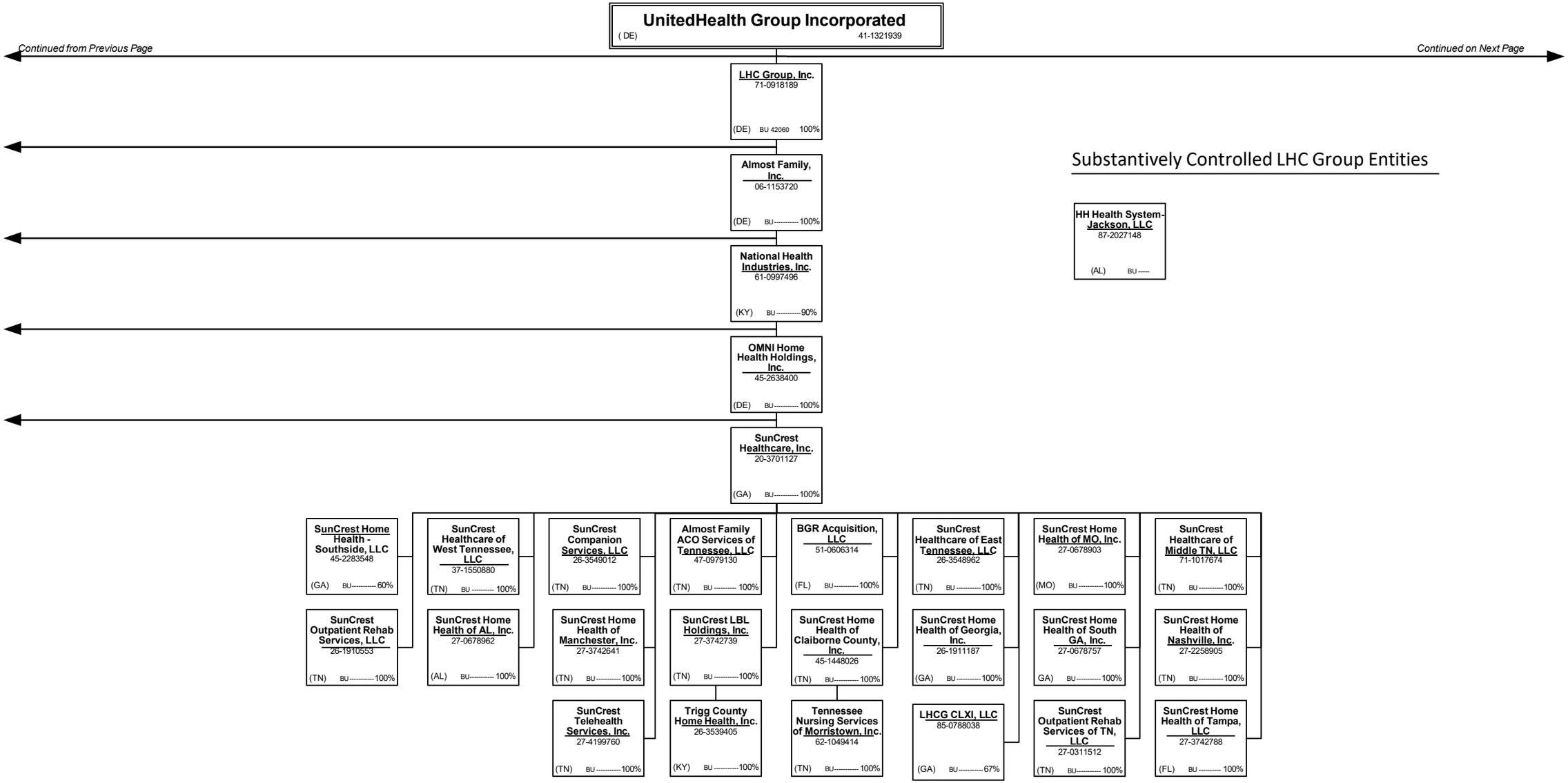

SCHEDULE Y – INFORMATION CONCERNING ACTIVITIES OF INSURER MEMBERS OF A HOLDING COMPANY GROUP

PART 1 – ORGANIZATIONAL CHART

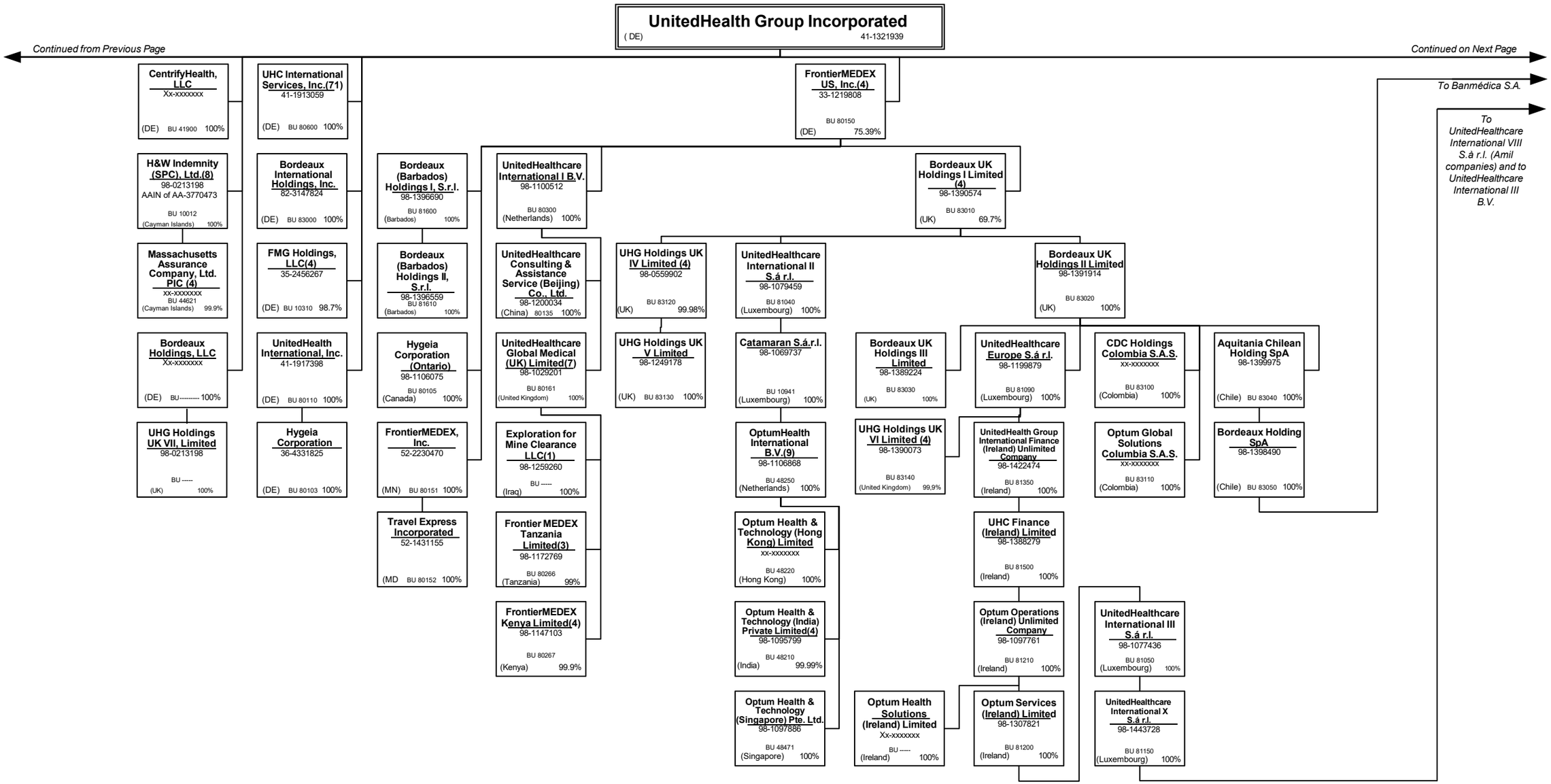

SCHEDULE Y – INFORMATION CONCERNING ACTIVITIES OF INSURER MEMBERS OF A HOLDING COMPANY GROUP

PART 1 – ORGANIZATIONAL CHART

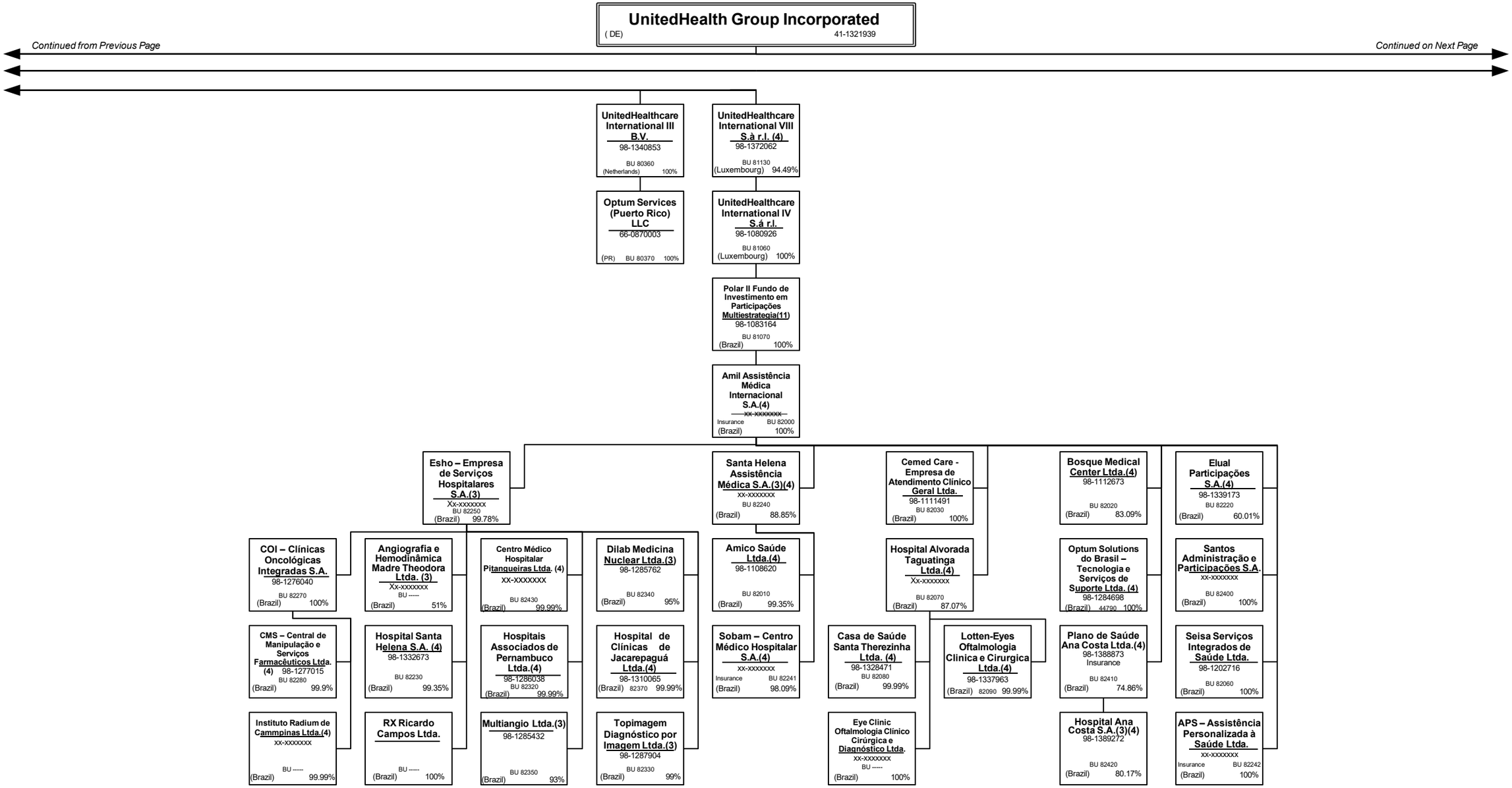

SCHEDULE Y – INFORMATION CONCERNING ACTIVITIES OF INSURER MEMBERS OF A HOLDING COMPANY GROUP

PART 1 – ORGANIZATIONAL CHART

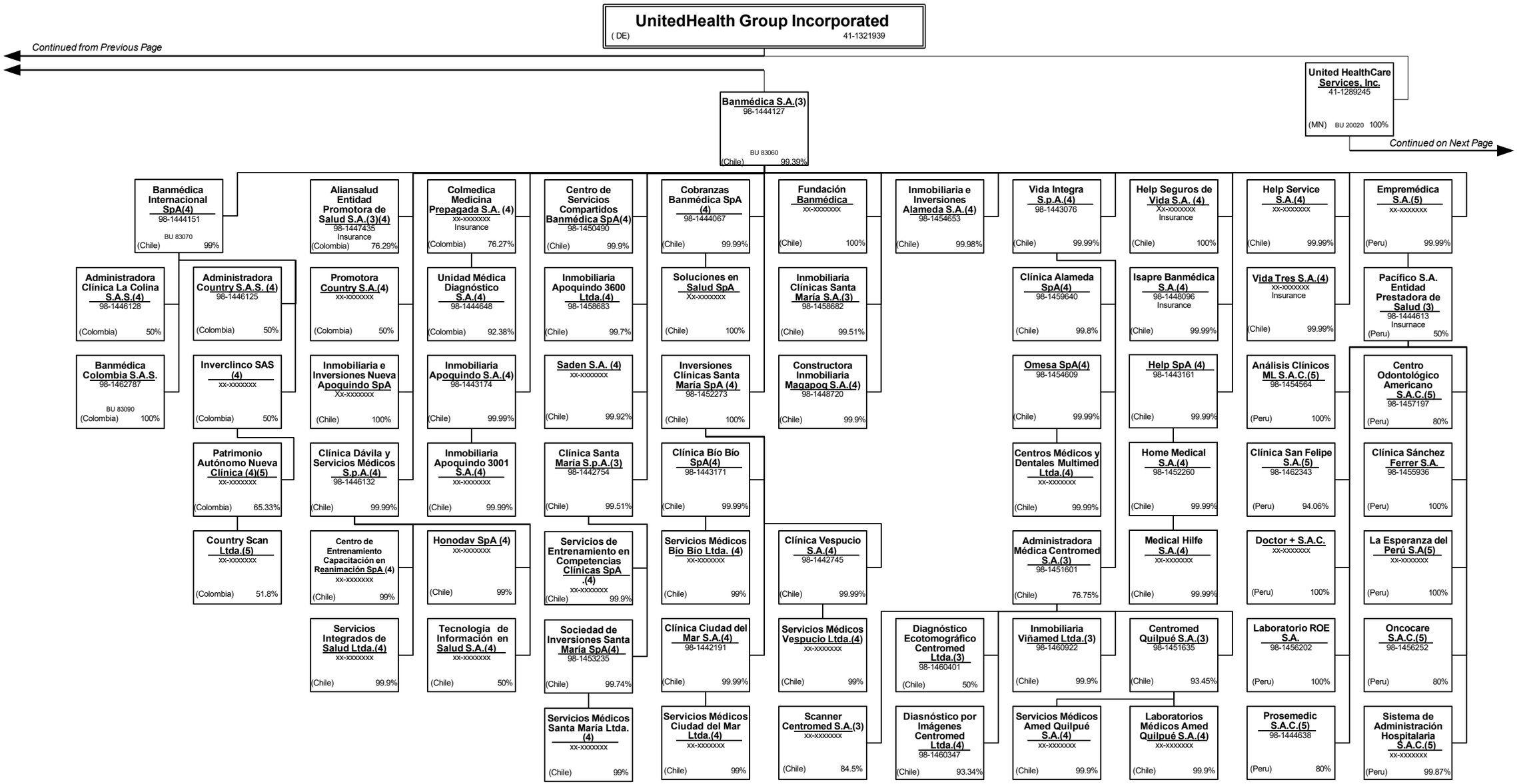

SCHEDULE Y – INFORMATION CONCERNING ACTIVITIES OF INSURER MEMBERS OF A HOLDING COMPANY GROUP

PART 1 – ORGANIZATIONAL CHART

United HealthCare Services, Inc. (MN) 41-1289245 100%

Continued from Previous Page

Continued on Next Page

- AHP CHS Holdings LLC, 85-4033891, (DE) BU ----- 100%
  - Cruise DE, Inc., 92-2036777, (DE) BU--------- 100%
    - Clear Health Strategies, LLC, 27-1374374, (FL) BU 22690 100%
  - Dental Benefit Providers, Inc., 41-2014834, (DE) BU 42151 100%
  - DBP Services of New York IPA, Inc., 52-1811176, (NY) BU 42153 100%
  - Dental Benefit Providers of California, Inc., 52-1452809, Knox Keene 933-0255, (CA) BU 42150 100%
  - National Pacific Dental, Inc., 76-0196559, NAIC No. 95251, HMO, (TX) BU 42004 100%
  - Nevada Pacific Dental, 88-0228572, NAIC No. 95758, PLHSO (HMO), (NV) BU 42002 100%
- MAMSI Life and Health Insurance Company, 52-1803283, NAIC No. 60321, INS, (MD) BU 58050 100%
  - Preferred Care Partners Holding, Corp., 65-0683927, (FL) BU 44600 100%
    - Preferred Care Partners, Inc., 65-0885893, NAIC No. 11176, HMO, (FL) BU 44601 100%
  - UnitedHealthcare Integrated Services, Inc., 86-0618309, HMO, (AZ) BU 42015 100%
- MD-Individual Practice Association, Inc., 52-1169135, NAIC No. 96310, HMO, (MD) BU 58065 100%
  - Physicians Health Choice of Texas, LLC, 04-3677255, NAIC No. 11494, HMO, (TX) BU 44132 100%
    - Ovations, Inc., 41-1921007, (DE) BU 10451 100%
  - UnitedHealthcare Community Plan of Texas, L.L.C., 91-2008361, NAIC No. 11141, HMO, (TX) BU 42025 100%
  - XLHealth Corporation, 52-2102846, (MD) BU 44400 100%
    - Care Improvement Plus South Central Insurance Company, 20-3888112, NAIC No. 12567 INS, Knox Keene 933-0543, (NE) BU 44403 100%
    - XLHealth Corporation India Private Limited(4), 98-1107695, BU 44408, (India) 99.998%
  - Care Improvement Plus of Texas Insurance Company, 45-4976934, NAIC No. 12558, INS, (TX) BU 44402 100%
  - Care Improvement Plus Wisconsin Insurance Company, 27-5038136, NAIC No. 14041, INS, (WI) BU 44404 100%
- Optimum Choice, Inc., 52-1518174, NAIC No. 96940, HMO, (MD) BU 58010 100%
  - UnitedHealthcare Insurance Company of America, 38-2044243, NAIC No. 84549, INS, (IL) BU 44901 100%
  - UnitedHealthcare Benefits of Texas, Inc., 33-0115163, NAIC No. 95174, HMO, (TX) BU 55360 100%
  - UnitedHealthcare Community Plan of California, Inc., 46-4348775, Knox Keene: 933 0499, (CA) BU 42043 100%
  - UnitedHealthcare of New England, Inc., 05-0413469, NAIC No. 95149, HMO, (RI) BU 52100 100%
  - UnitedHealthcare of Oklahoma, Inc., 33-0115166, NAIC No. 96903, HMO, (OK) BU 55340 100%
  - UnitedHealthcare of the Rockies, Inc., 86-0875231, NAIC No. 95685, HMO, (UT) BU55330 100%
- PacifiCare Life and Health Insurance Company, 35-1137395, NAIC No. 70785, INS, (IN) BU 35300 100%
  - UnitedHealthcare Freedom Plans, Inc., 30-0858646, (DE) BU 28001 100%
    - UnitedHealthcare Freedom Insurance Company, 47-3788473, NAIC No. 15737, INS, (NH) BU 38001 100%
  - UnitedHealthcare Benefits Plan of California, 47-3221444, Knox Keene: 933 0517, (CA) BU 37572 100%
  - UnitedHealthcare of Kentucky, Ltd.(6), 62-1240316, NAIC No. 96644, HMO, (KY) BU 51710 94.17%
  - UnitedHealthcare of Ohio, Inc., 31-1142815, NAIC No. 95186, HIC (HMO), (OH) BU 53510 100%
  - UnitedHealthcare of Oregon, Inc., 93-0938819, NAIC No. 95893, HCSC (HMO), (OR) BU 55350 100%
  - UnitedHealthcare of Washington, Inc., 91-1312551, NAIC No. 48038, HCSC (HMO), (WA) BU 55370 100%
- PacifiCare Life Assurance Company, 95-2829463, NAIC No. 84506, INS, (Co) BU 35310 100%
  - Physicians Health Plan of Maryland, Inc., 52-1162824, (MD) BU 58060 100%
  - UHCG Holdings (Ireland) Limited, 98-1372063, BU 80270, (Ireland) 100%
    - UHCG Services (Ireland) Limited (15), 98-1372064, BU 80271, (Ireland) 100%
    - UnitedHealthcare Insurance Designated Activity Company (15), 98-1372065, Insurance, BU 80272, (Ireland) 100%
- PacifiCare of Arizona, Inc., 94-3267522, NAIC No. 95617, HCSO (HMO), (AZ) BU 55300 100%
  - UHC of California, 95-2931460, Knox Keene 933-0126, (CA) BU 55310 100%
  - Rocky Mountain Health Maintenance Organization, Incorporated, 84-0614905, NAIC No. 95482, HMO, (CO) BU 56000 100%
  - Monument Health, LLC (3), 47-4424617, (CO) BU---------45%
  - Optum Labs, LLC, 80-0315079, (DE) BU 34000 100%
    - Optum Labs, Inc.(3), xx-xxxxxxx, BU 34010, (Phillipines) 99.9%
  - Navigard, Inc., 84-2283691, (DE) BU 20500 100%
    - Level2 Health Management, LLC, 82-3130872, (DE) BU 20310 100%
- PacifiCare of Colorado, Inc., 84-1011378, NAIC No. 95434, HMO, (CO) BU 55320 100%
  - Arizona Physicians IPA, Inc., 86-0813232, (AZ) BU 50363 100%
  - New Orleans Regional Physician Hospital Organization, L.L.C., 72-1267232, (LA) BU 45100 100%
    - Peoples Health, Inc., 20-5662149, NAIC No. 13607, HMO, (LA) BU 45101 100%
    - UnitedHealthcare of Florida, Inc., 59-1293865, NAIC No. 95264, HMO, (FL) BU 50931 100%
    - UnitedHealthcare of Mississippi, Inc., 63-1036817, NAIC No. 95716, HMO, (MS) BU 52400 100%
    - Level2 Health Holdings, Inc., 32-0543788, (DE) BU 20300 100%
      - Level2 Health IPA, LLC, 82-3161933, (DE) BU 20320 100%
- UnitedHealthcare, Inc., 41-1922511, (DE) BU 59525 100%
  - Capital City Medical Group, L.L.C., 27-3955254, (LA) BU 45110 100%
  - Southwest Michigan Health Network Inc., 38-2609888, (MI) BU 22402 100%
  - UnitedHealthcare of Arizona, Inc., 86-0507074, NAIC No. 96016, HCSO (HMO), (AZ) BU 50300 100%
  - UnitedHealthcare of Georgia, Inc., 58-1653544, NAIC No. 95850, HMO, (GA) BU 51000 100%
  - UnitedHealthcare of North Carolina, Inc., 56-1461010, NAIC No. 95103, HMO, (NC) BU 53310 100%
  - UnitedHealthcare of the Midlands, Inc., 47-0676824, NAIC No. 95591, HMO, (NE) BU 52700 100%
  - UnitedHealthcare Plan of the River Valley, Inc., 36-3379945, NAIC No. 95378, HMO, (IL) BU 55600 100%
  - Harken Health Insurance Company, 35-1279304, NAIC No. 79480, INS, (WI) BU 55010 100%
    - UnitedHealthcare Insurance Company of the River Valley, 20-1902768, NAIC No. 12231, INS, (IL) BU 33600 100%
  - UnitedHealthcare of Arkansas, Inc., 63-1036819, NAIC No. 95446, HMO, (AR) BU 50400 100%
  - UnitedHealthcare of Illinois, Inc., 36-3280214, NAIC No. 95776, HMO, (IL) BU 51310 100%
  - UnitedHealthcare of South Carolina, Inc., 35-2674992, NAIC No. 16740, HMO, (SC) BU 54500 100%
  - UnitedHealthcare of the Midwest, Inc., 43-1361841, NAIC No. 96385, HMO, (MO) BU 52500 100%
  - UnitedHealthcare of the Mid-Atlantic, Inc., 52-1130183, NAIC No. 95025, HMO, (MD) BU 52300 100%
- Preferred Care Network of Florida, Inc., 20-3391186, NAIC No. 12756, HMO, (FL) BU 44502 100%
  - Neighborhood Health Partnership, Inc., 65-0996107, NAIC No. 95123, HMO, (FL) BU 55215 100%
  - UnitedHealthcare of Alabama, Inc., 63-0899562, NAIC No. 95784, HMO, (AL) BU 50100 100%
  - UnitedHealthcare of Colorado, Inc., 84-1004639, NAIC No. 95090, HMO, (CO) BU 50600 100%
  - UnitedHealthcare of Louisiana, Inc., 72-1074008, NAIC No. 95833, HMO, (LA) BU 51800 100%
  - UnitedHealthcare of Texas, Inc., 95-3939697, NAIC No. 95765, HMO, (TX) BU 54300 100%
  - UnitedHealthcare of Utah, Inc., 41-1488563, NAIC No. 95501, HMO, (UT) BU 54400 100%
  - UnitedHealthcare of Wisconsin, Inc., 39-1555888, NAIC No. 95710, HMO, (WI) BU 54900 100%
- Preferred Care Network, Inc., 01-0788576, NAIC No. 12155, HMO, (FL) BU 44501 100%
  - Sierra Health Services, Inc., 88-0200415, (NV) BU 10700 100%
    - Behavioral Healthcare Options, Inc., 88-0267857, (NV) BU 41292 100%
    - Family Home Hospice, Inc., 88-0257036, (NV) BU 10493 100%
    - Mesquite Liberty, LLC (3), 27-0203906, (NV) BU ----- 80.36%
    - Prime Health, Inc., 88-0253112, (NV) BU 22813 100%
    - Sierra Health-Care Options, Inc., 88-0254322, (NV) BU 22700 100%
    - Southwest Medical Associates, Inc., 88-0201420, (NV) BU 122720 100%
- PreferredOne Administrative Services, Inc., 41-1846481, (MN) BU 26001 100%
  - PreferredOne Insurance Company, 81-0625135, NAIC No. 11817, Property & Casualty, (MN) BU 36001 100%
  - Family Health Care Services, 88-0223385, (NV) BU 10463 100%
  - Health Plan of Nevada, Inc., 88-0201035, NAIC No. 96342, HMO, (NV) BU 55700 100%
  - Northern Nevada Health Network, Inc., 88-0245121, (NV) BU 22770 100%
  - Sierra Health and Life Insurance Company, Inc., 94-0734860, NAIC No. 71420, INS, (NV) BU 35700 100%
  - Sierra Home Medical Products, Inc., 88-0385705, (NV) BU 10453 100%
  - Sierra Nevada Administrators, Inc., 88-0264562, (NV) BU 22710 100%

SCHEDULE Y – INFORMATION CONCERNING ACTIVITIES OF INSURER MEMBERS OF A HOLDING COMPANY GROUP

PART 1 – ORGANIZATIONAL CHART

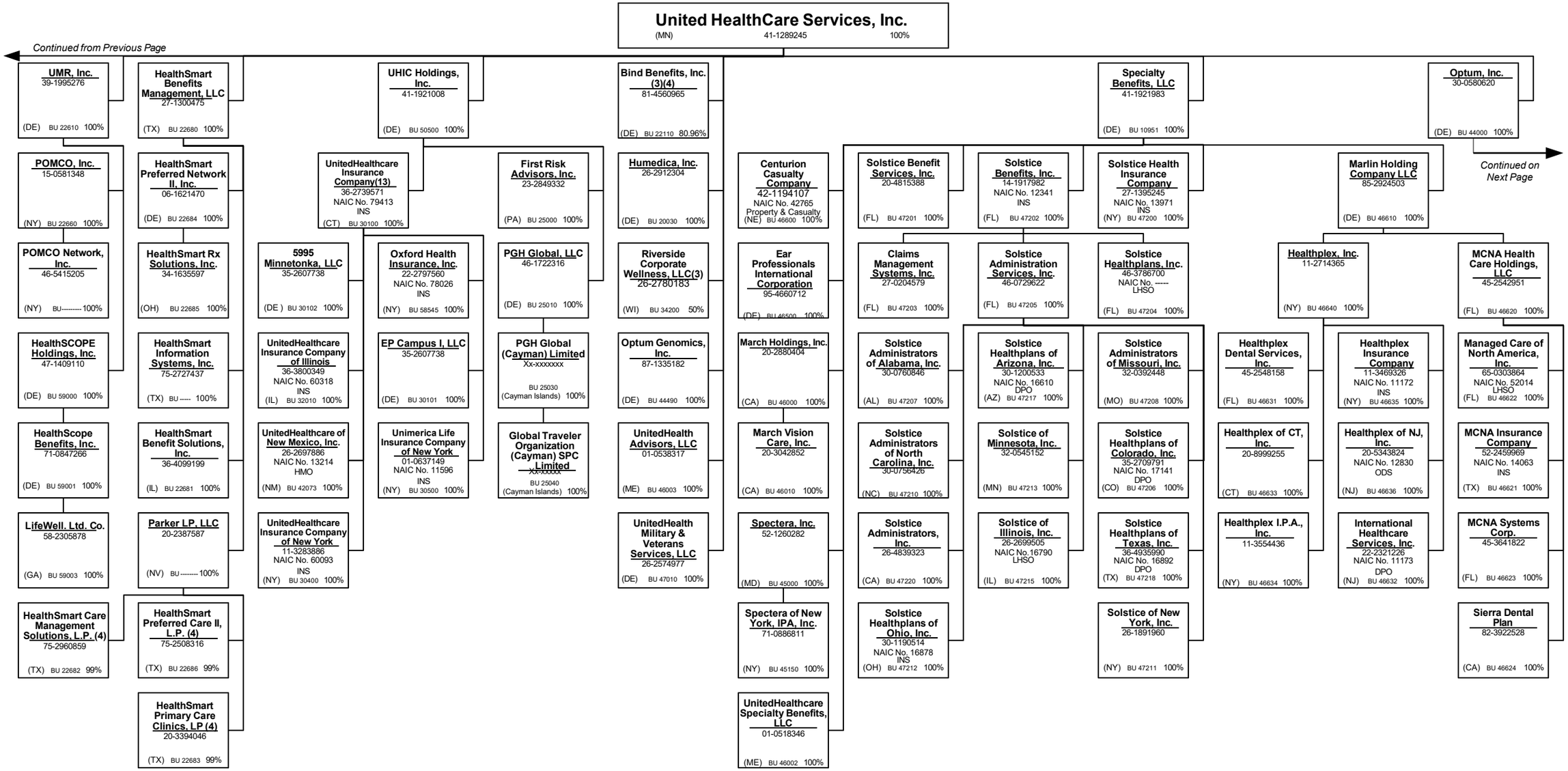

SCHEDULE Y – INFORMATION CONCERNING ACTIVITIES OF INSURER MEMBERS OF A HOLDING COMPANY GROUP

PART 1 – ORGANIZATIONAL CHART

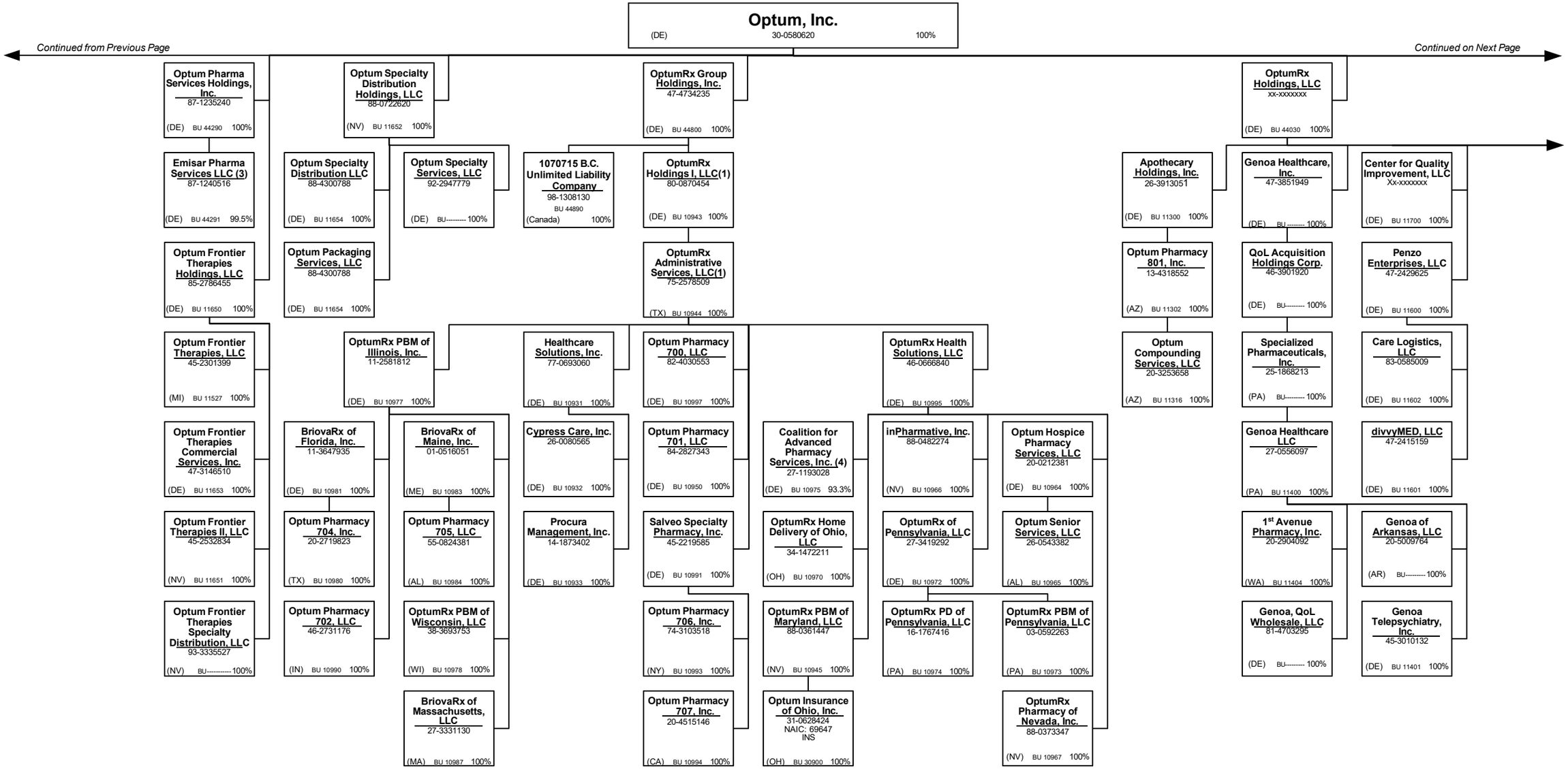

SCHEDULE Y – INFORMATION CONCERNING ACTIVITIES OF INSURER MEMBERS OF A HOLDING COMPANY GROUP

PART 1 – ORGANIZATIONAL CHART

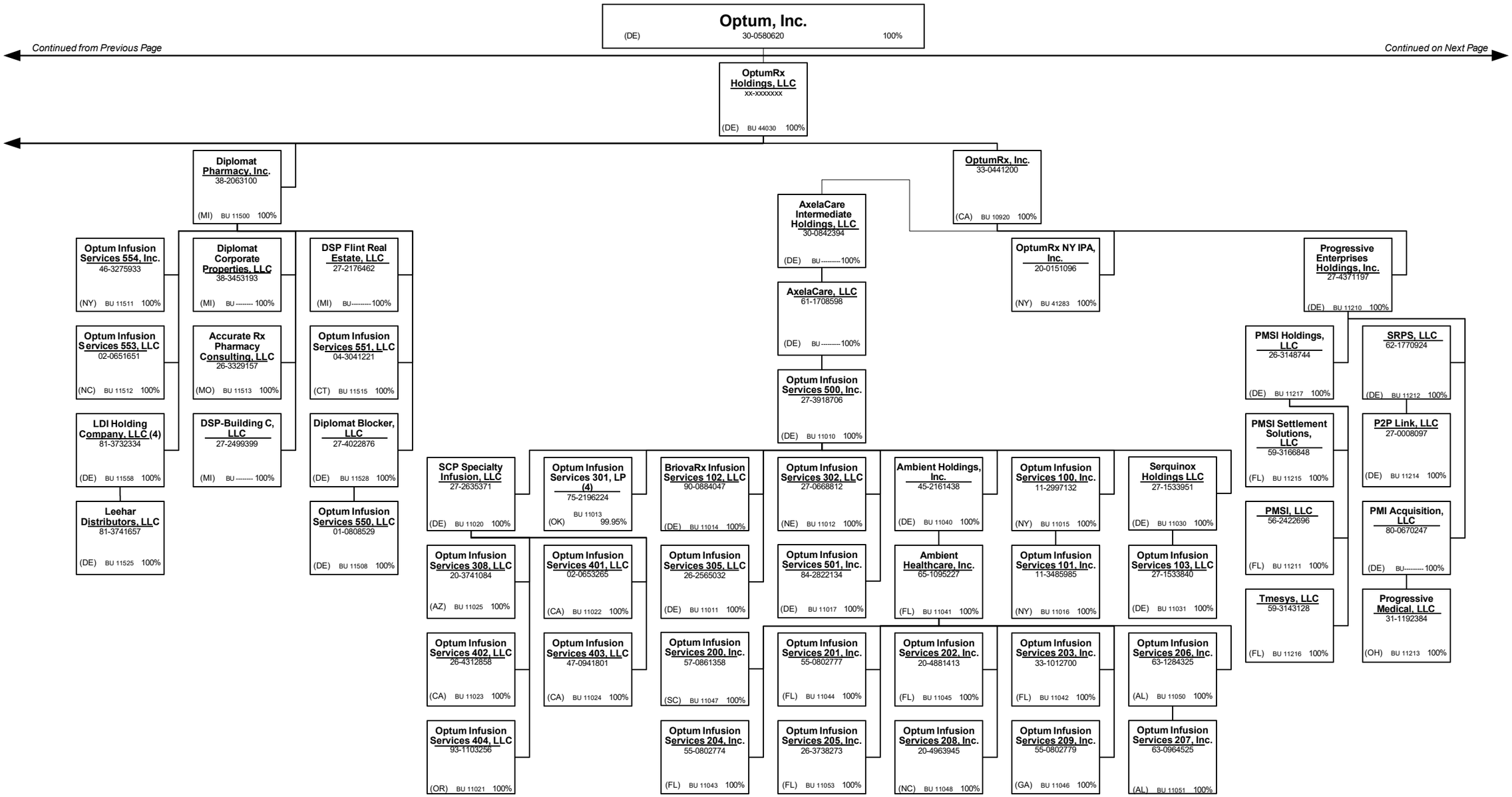

SCHEDULE Y – INFORMATION CONCERNING ACTIVITIES OF INSURER MEMBERS OF A HOLDING COMPANY GROUP

PART 1 – ORGANIZATIONAL CHART

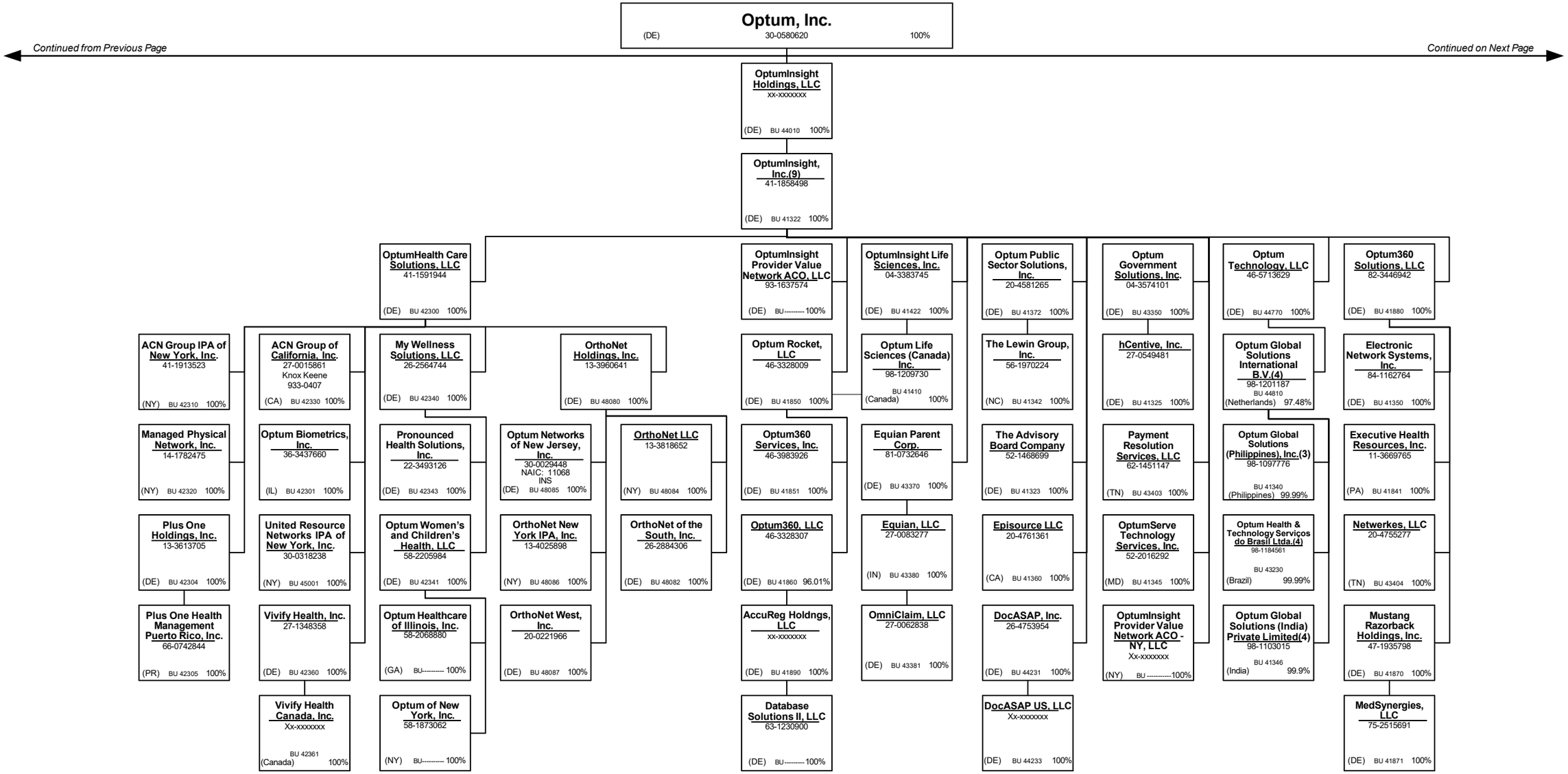

SCHEDULE Y – INFORMATION CONCERNING ACTIVITIES OF INSURER MEMBERS OF A HOLDING COMPANY GROUP

PART 1 – ORGANIZATIONAL CHART

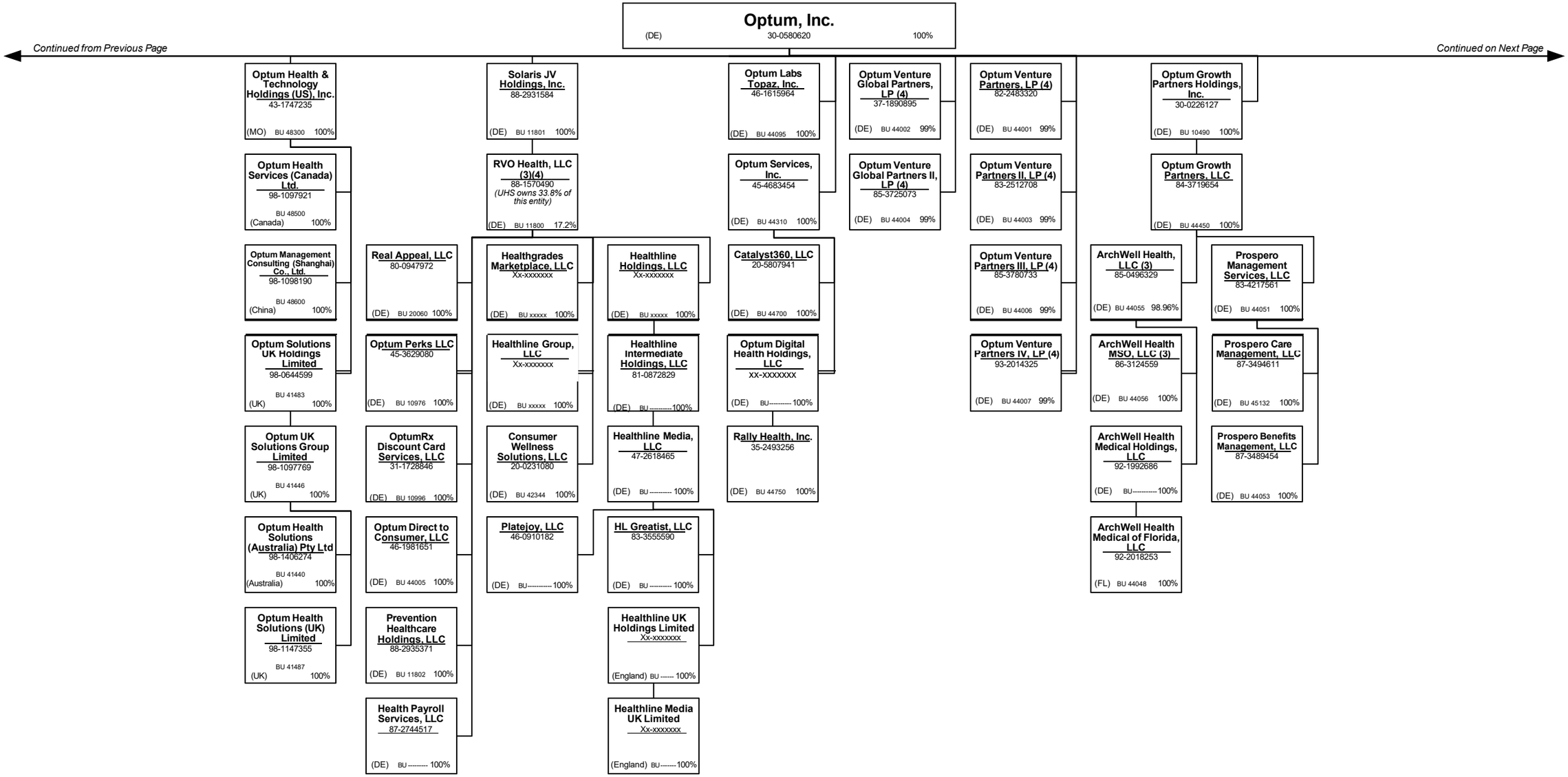

SCHEDULE Y – INFORMATION CONCERNING ACTIVITIES OF INSURER MEMBERS OF A HOLDING COMPANY GROUP

PART 1 – ORGANIZATIONAL CHART

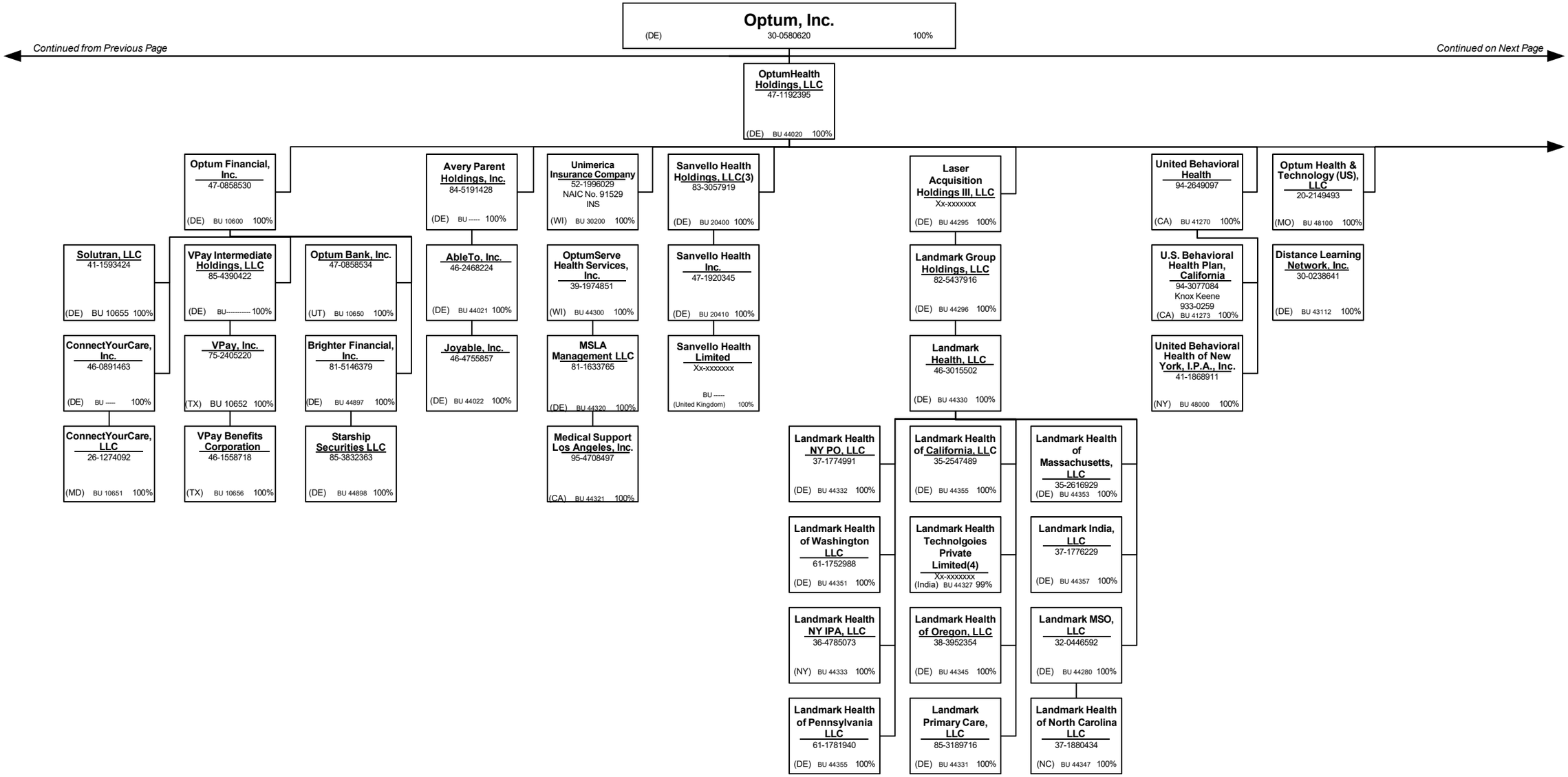

SCHEDULE Y – INFORMATION CONCERNING ACTIVITIES OF INSURER MEMBERS OF A HOLDING COMPANY GROUP

PART 1 – ORGANIZATIONAL CHART

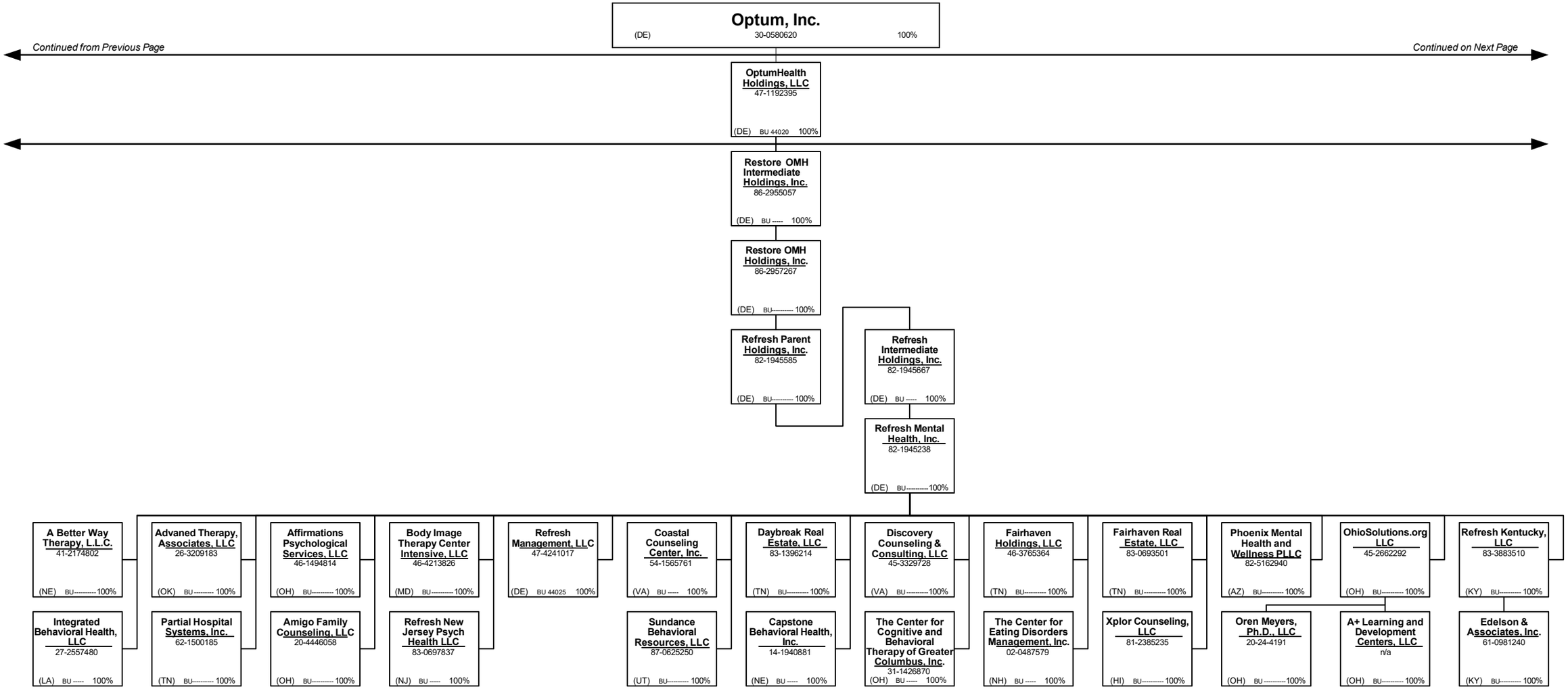

SCHEDULE Y – INFORMATION CONCERNING ACTIVITIES OF INSURER MEMBERS OF A HOLDING COMPANY GROUP

PART 1 – ORGANIZATIONAL CHART

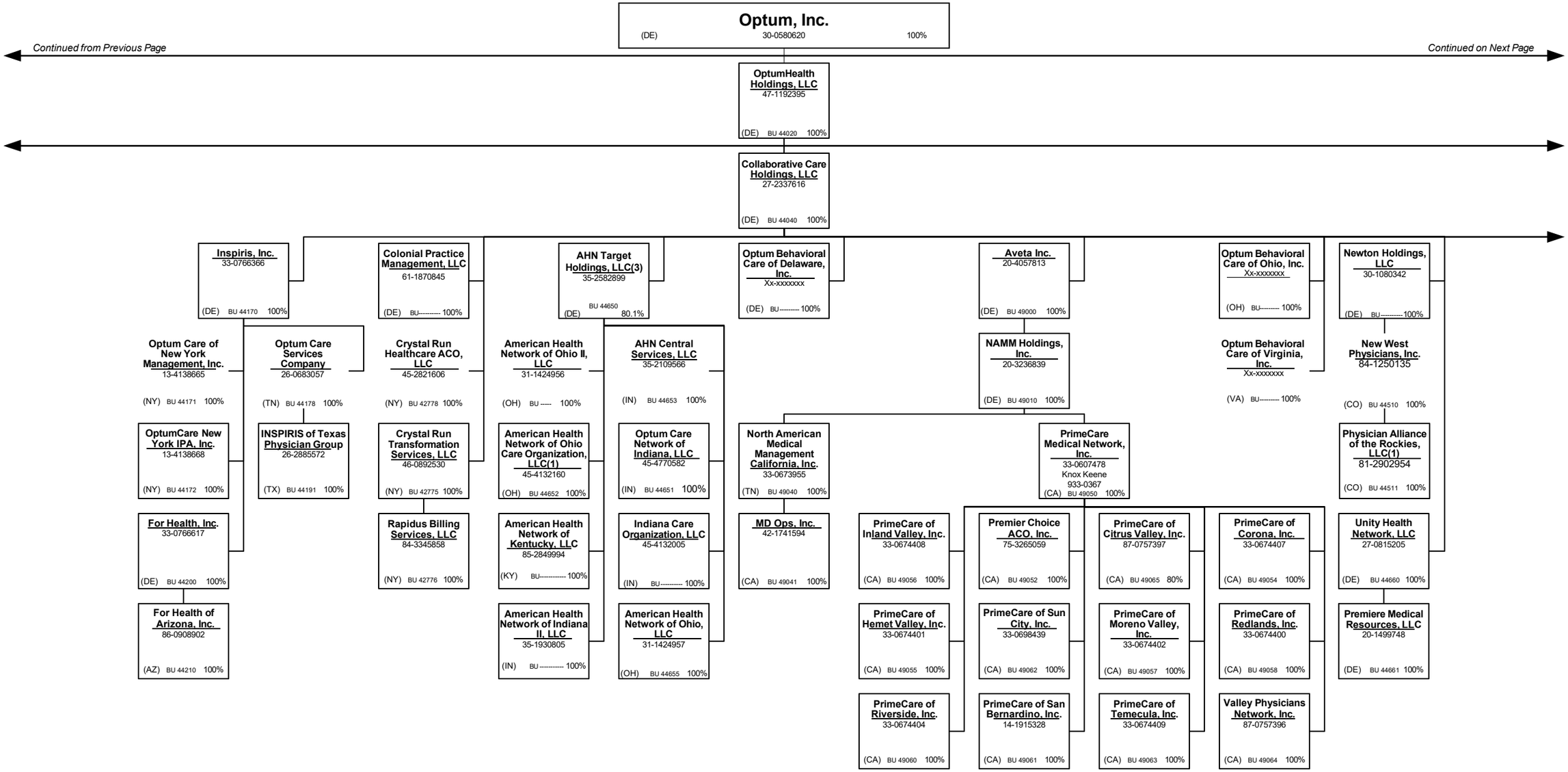

SCHEDULE Y – INFORMATION CONCERNING ACTIVITIES OF INSURER MEMBERS OF A HOLDING COMPANY GROUP

PART 1 – ORGANIZATIONAL CHART

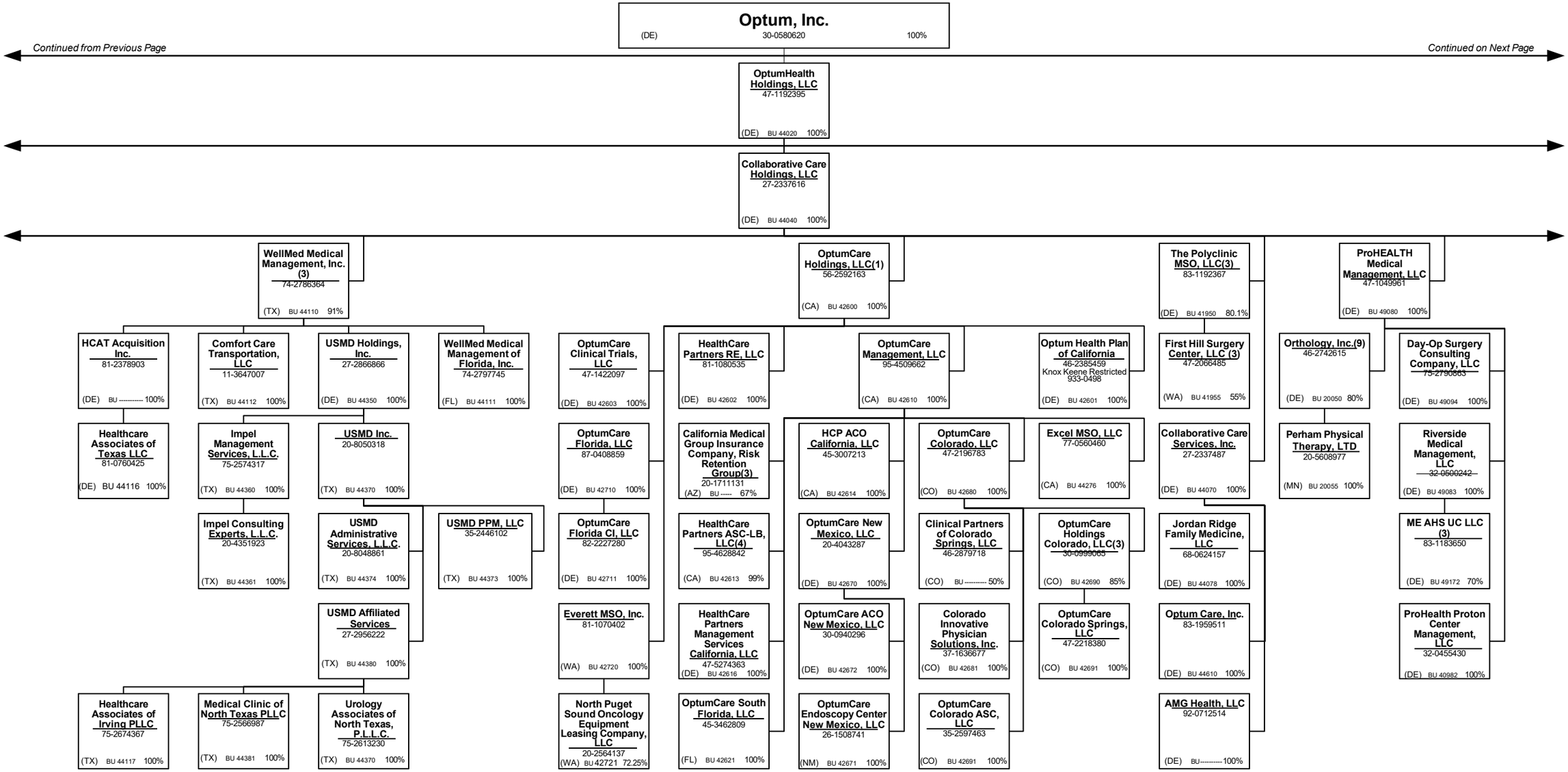

SCHEDULE Y – INFORMATION CONCERNING ACTIVITIES OF INSURER MEMBERS OF A HOLDING COMPANY GROUP

PART 1 – ORGANIZATIONAL CHART

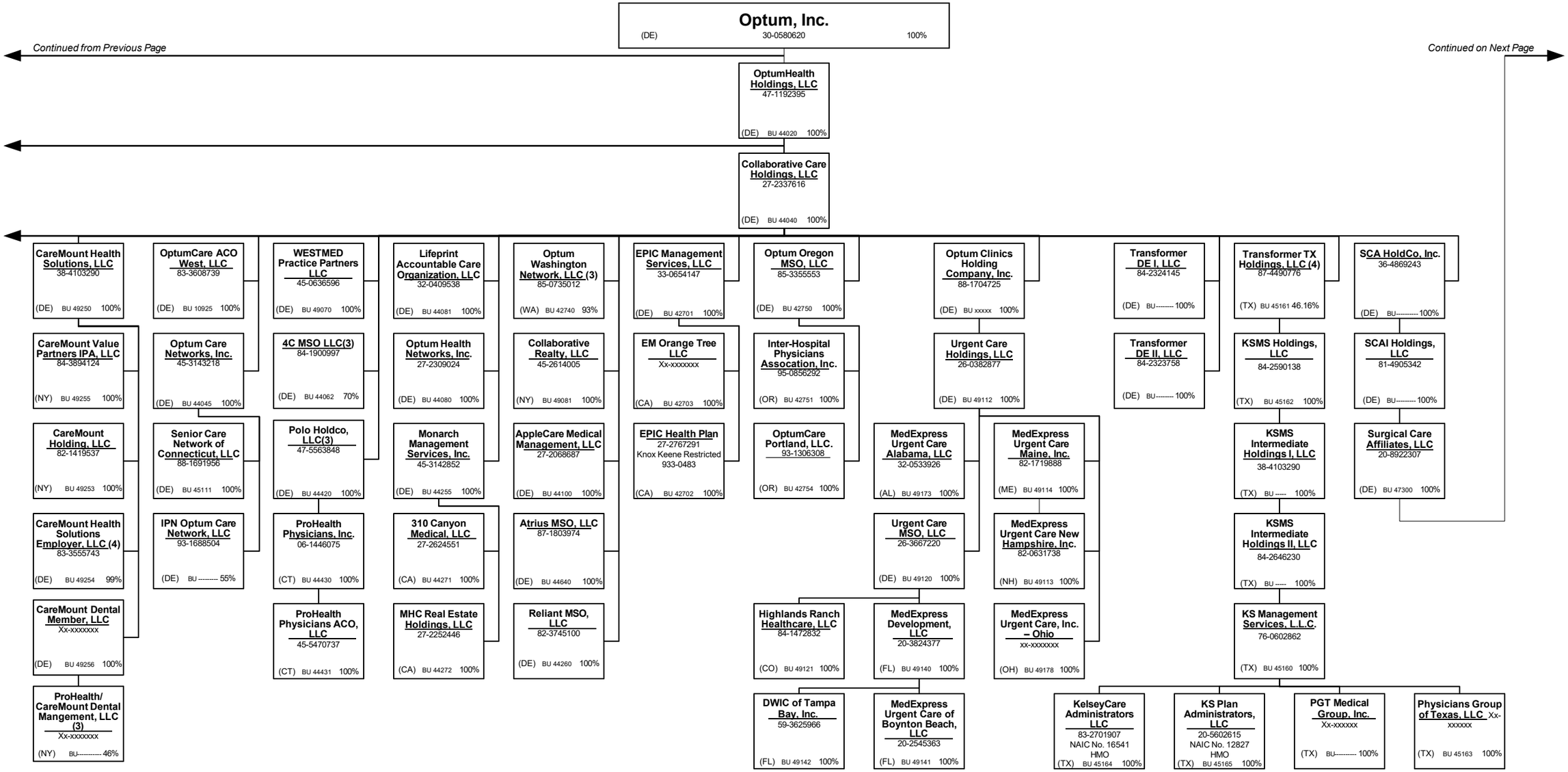

SCHEDULE Y – INFORMATION CONCERNING ACTIVITIES OF INSURER MEMBERS OF A HOLDING COMPANY GROUP

PART 1 – ORGANIZATIONAL CHART

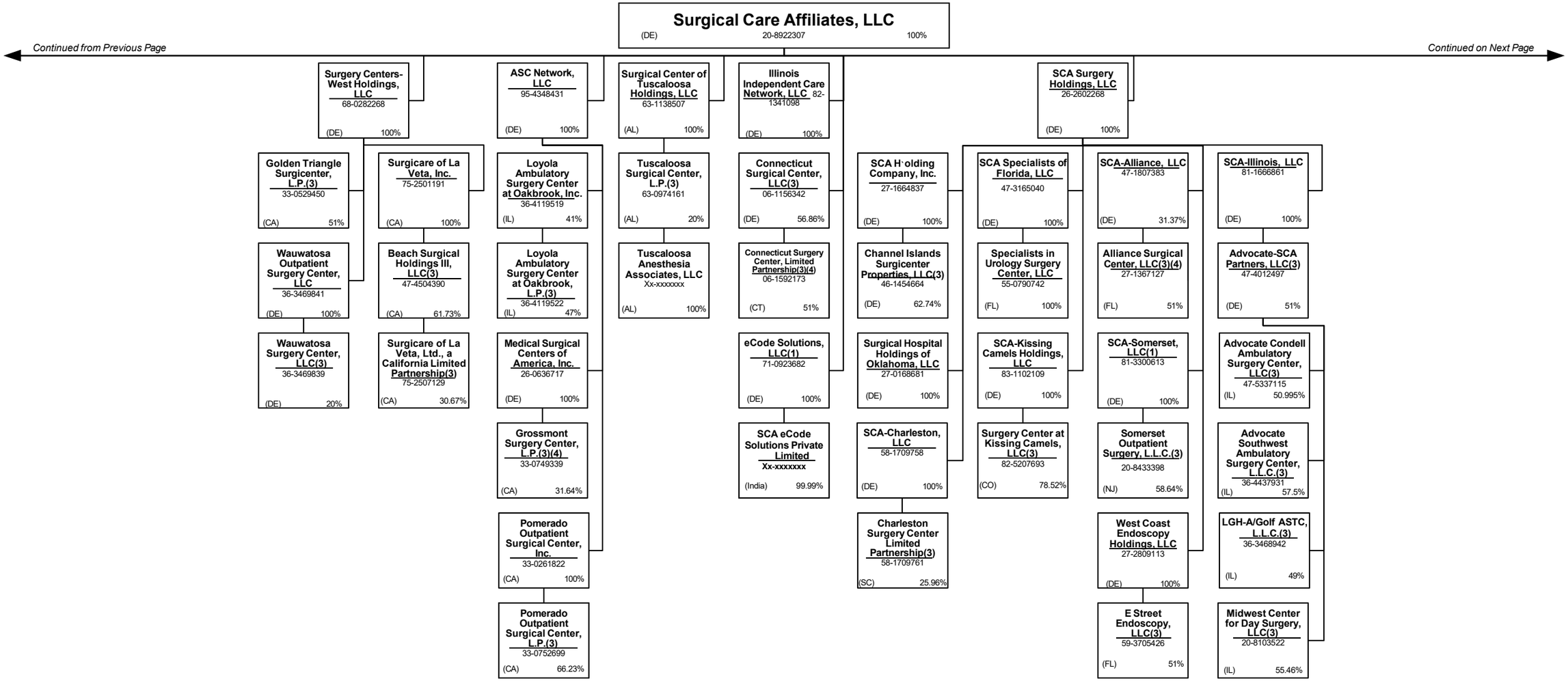

SCHEDULE Y – INFORMATION CONCERNING ACTIVITIES OF INSURER MEMBERS OF A HOLDING COMPANY GROUP

PART 1 – ORGANIZATIONAL CHART

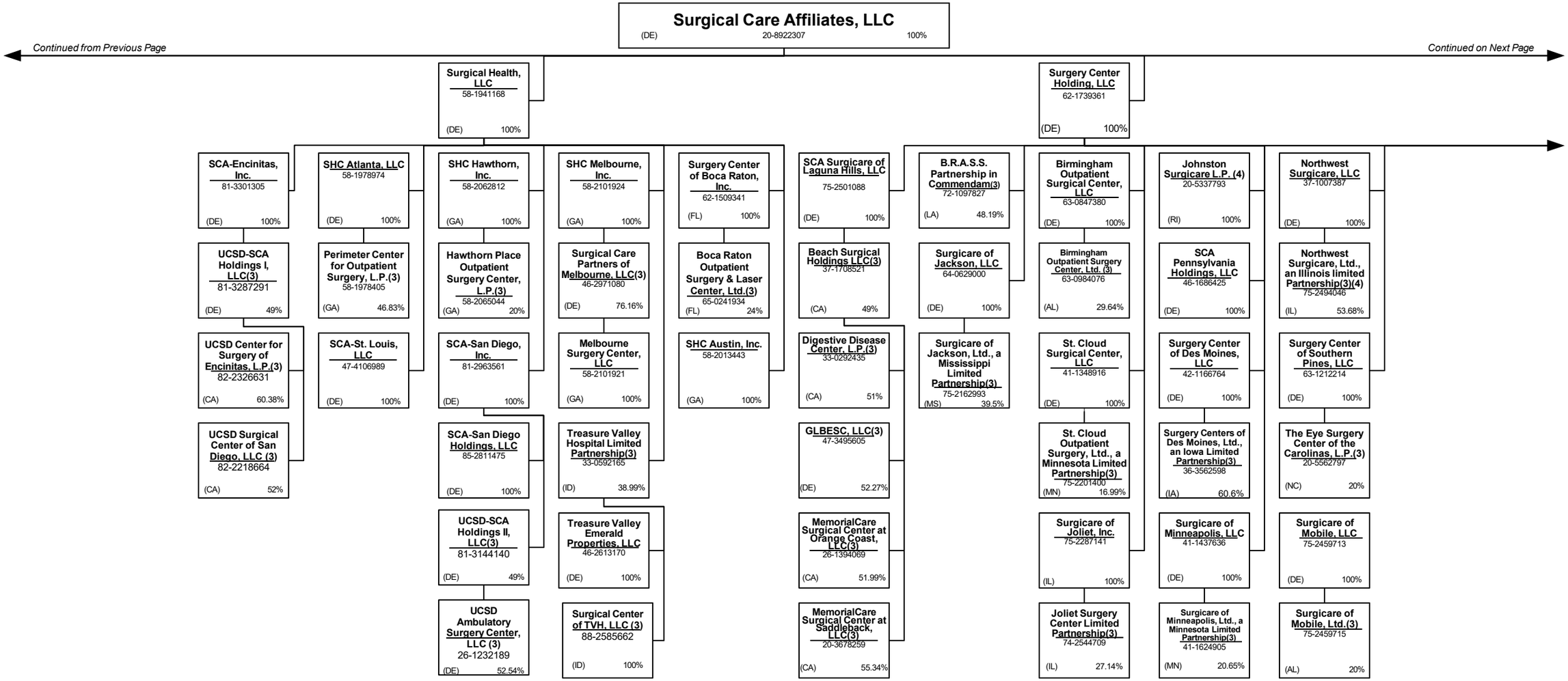

SCHEDULE Y – INFORMATION CONCERNING ACTIVITIES OF INSURER MEMBERS OF A HOLDING COMPANY GROUP

PART 1 – ORGANIZATIONAL CHART

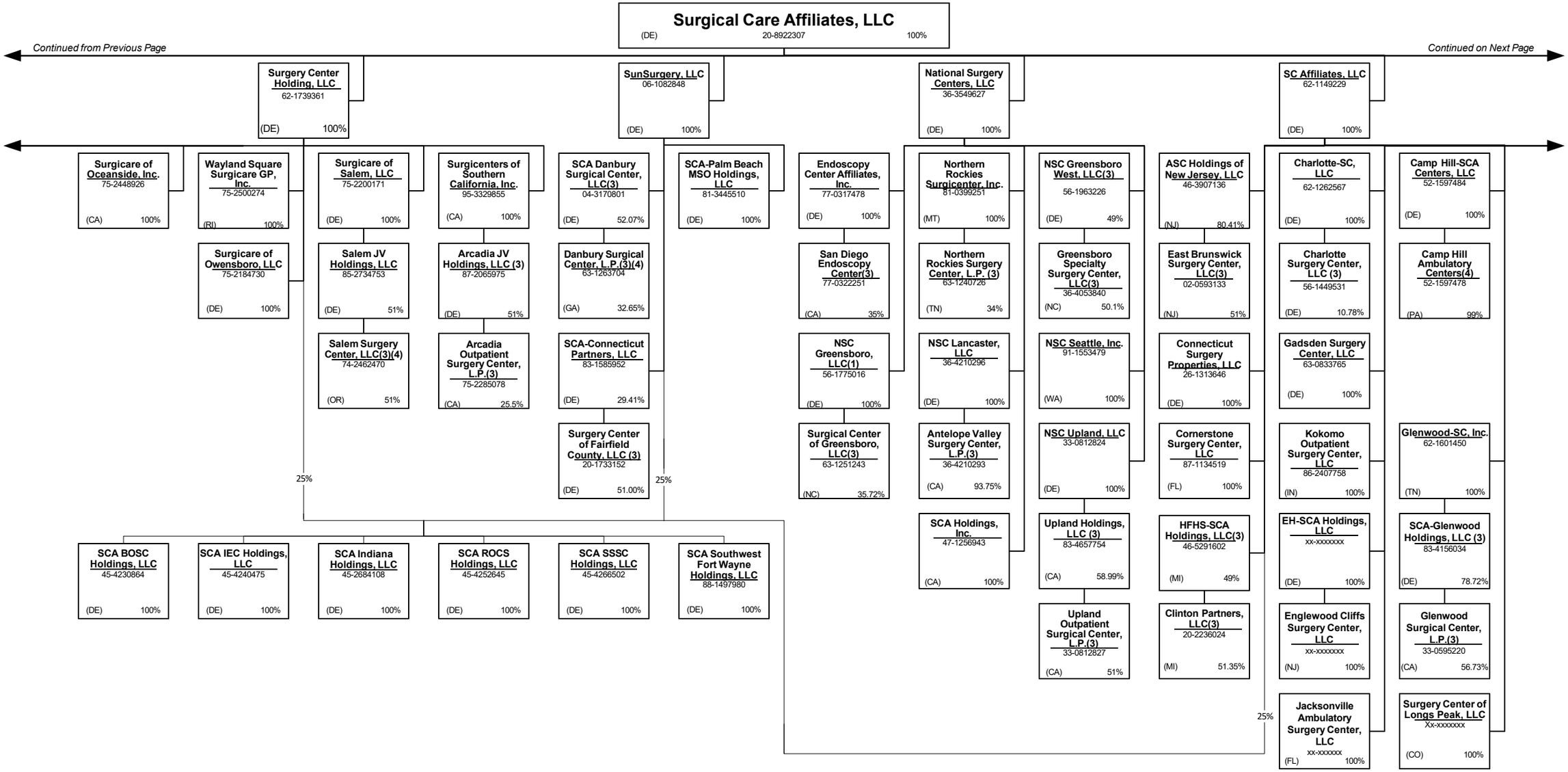

SCHEDULE Y – INFORMATION CONCERNING ACTIVITIES OF INSURER MEMBERS OF A HOLDING COMPANY GROUP

PART 1 – ORGANIZATIONAL CHART

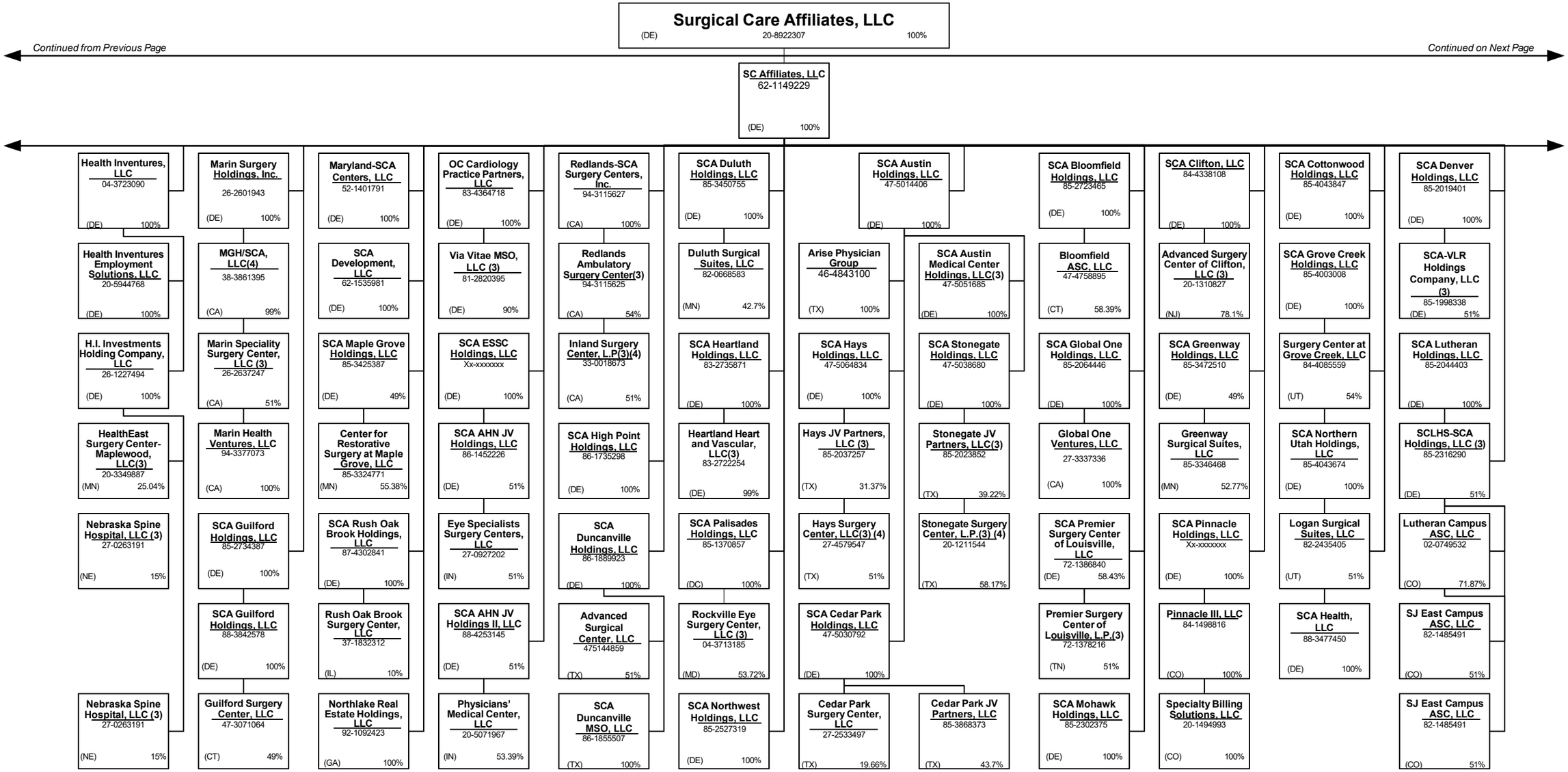

SCHEDULE Y – INFORMATION CONCERNING ACTIVITIES OF INSURER MEMBERS OF A HOLDING COMPANY GROUP

PART 1 – ORGANIZATIONAL CHART

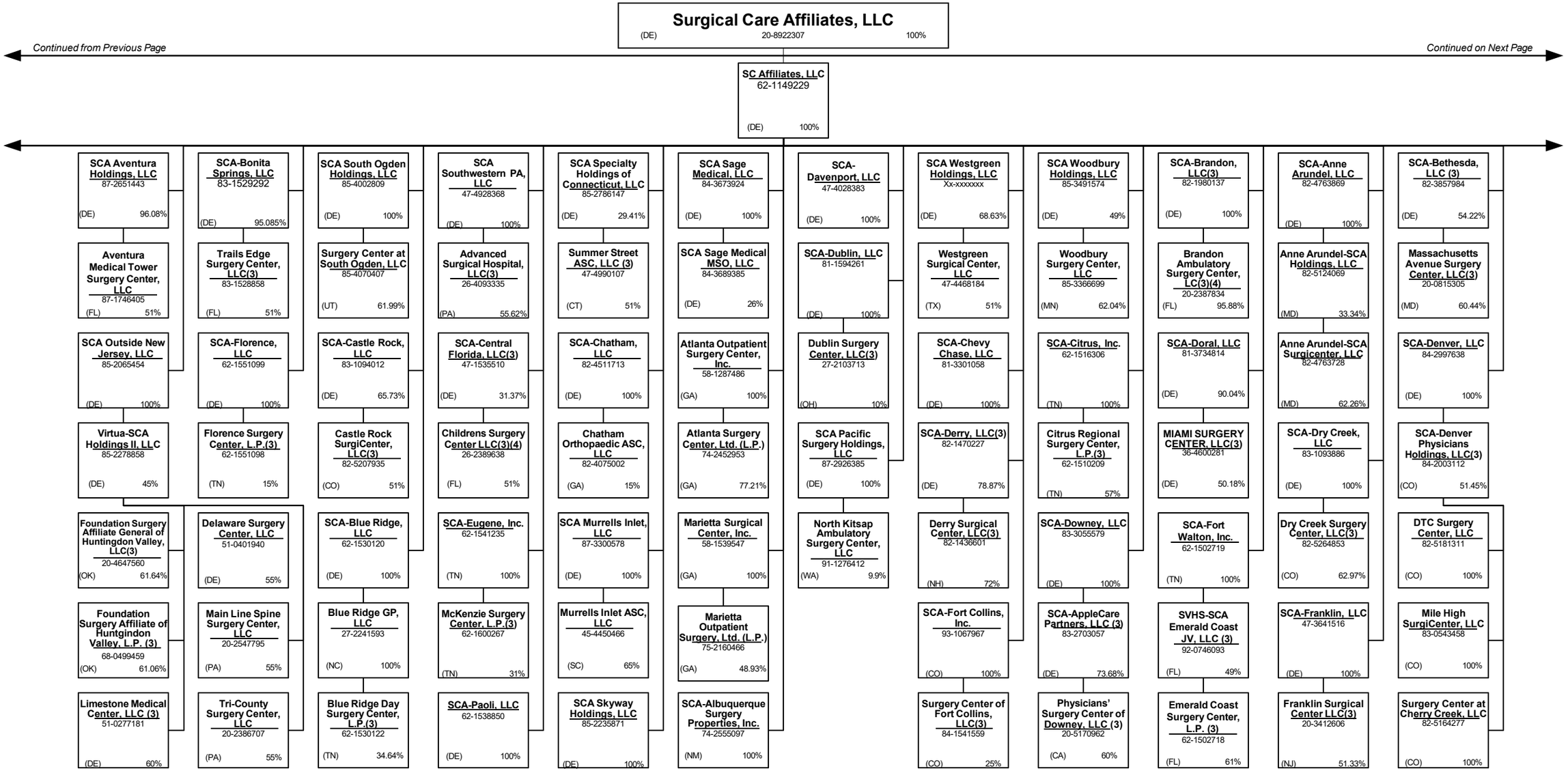

SCHEDULE Y – INFORMATION CONCERNING ACTIVITIES OF INSURER MEMBERS OF A HOLDING COMPANY GROUP

PART 1 – ORGANIZATIONAL CHART



SCHEDULE Y – INFORMATION CONCERNING ACTIVITIES OF INSURER MEMBERS OF A HOLDING COMPANY GROUP

PART 1 – ORGANIZATIONAL CHART

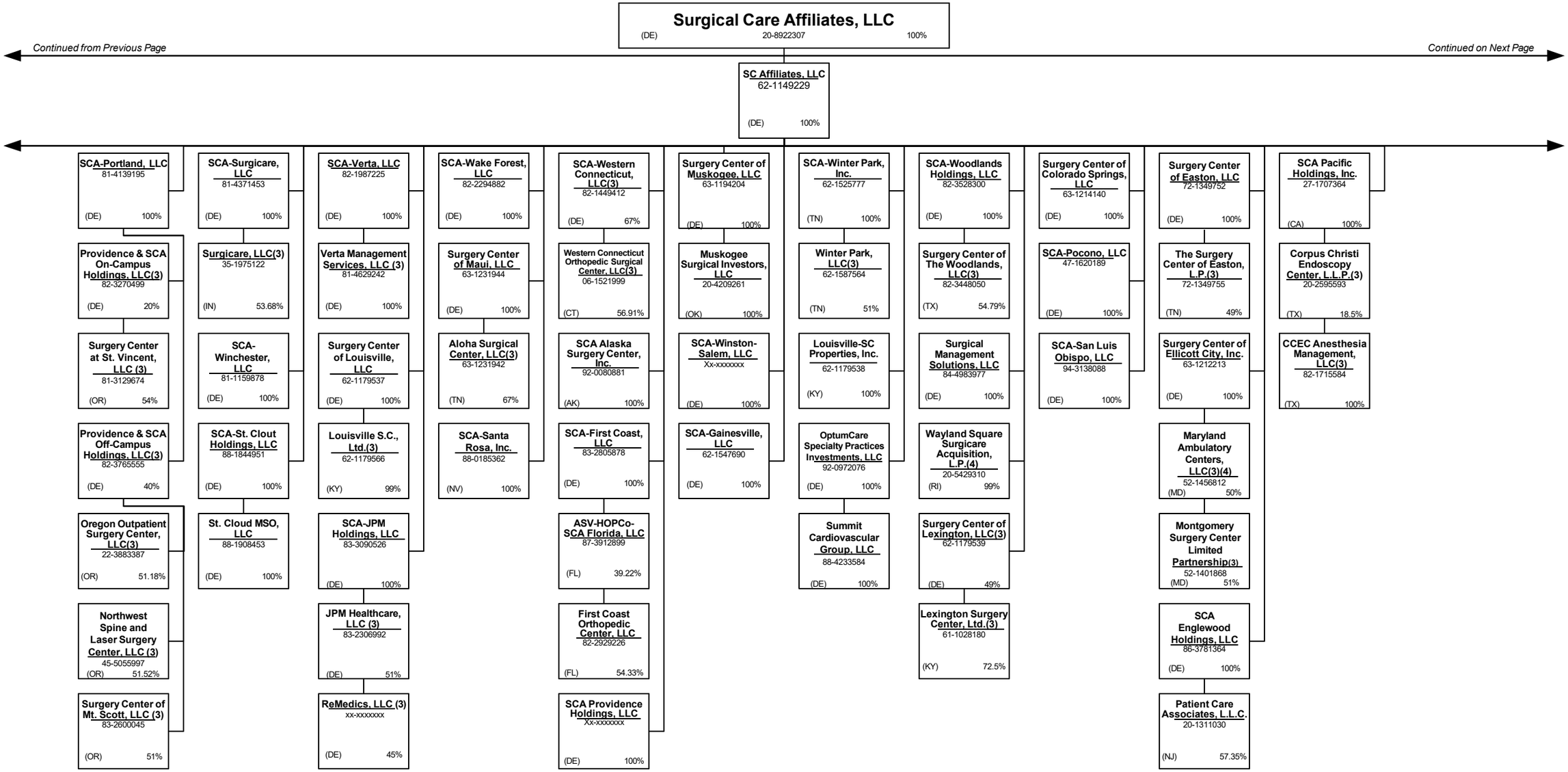

SCHEDULE Y – INFORMATION CONCERNING ACTIVITIES OF INSURER MEMBERS OF A HOLDING COMPANY GROUP

PART 1 – ORGANIZATIONAL CHART

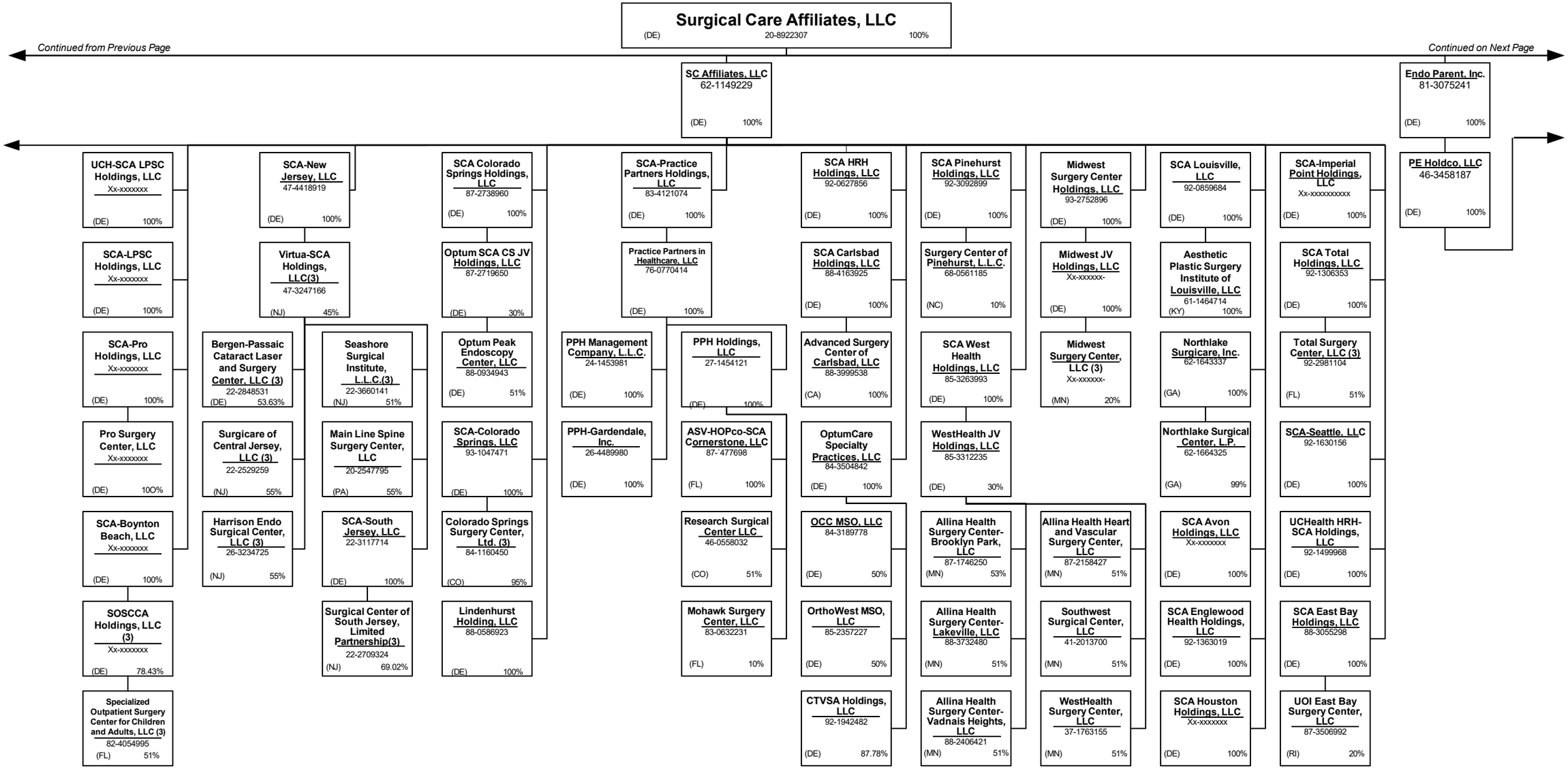

SCHEDULE Y – INFORMATION CONCERNING ACTIVITIES OF INSURER MEMBERS OF A HOLDING COMPANY GROUP

PART 1 – ORGANIZATIONAL CHART

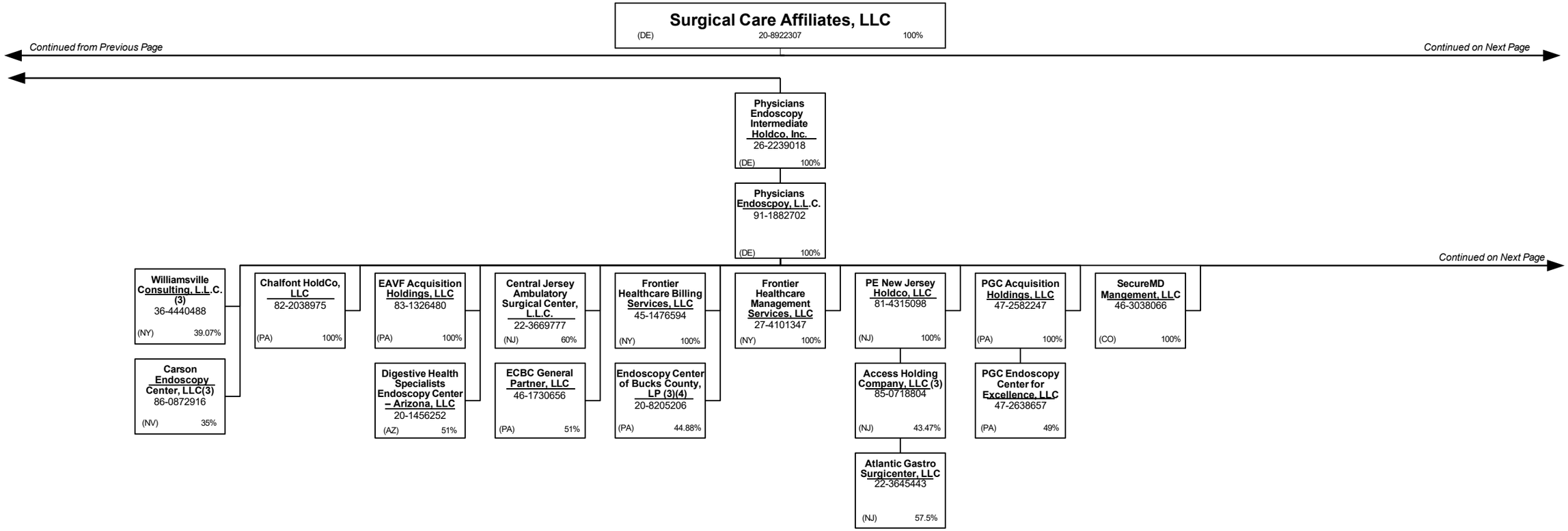

SCHEDULE Y – INFORMATION CONCERNING ACTIVITIES OF INSURER MEMBERS OF A HOLDING COMPANY GROUP

PART 1 – ORGANIZATIONAL CHART

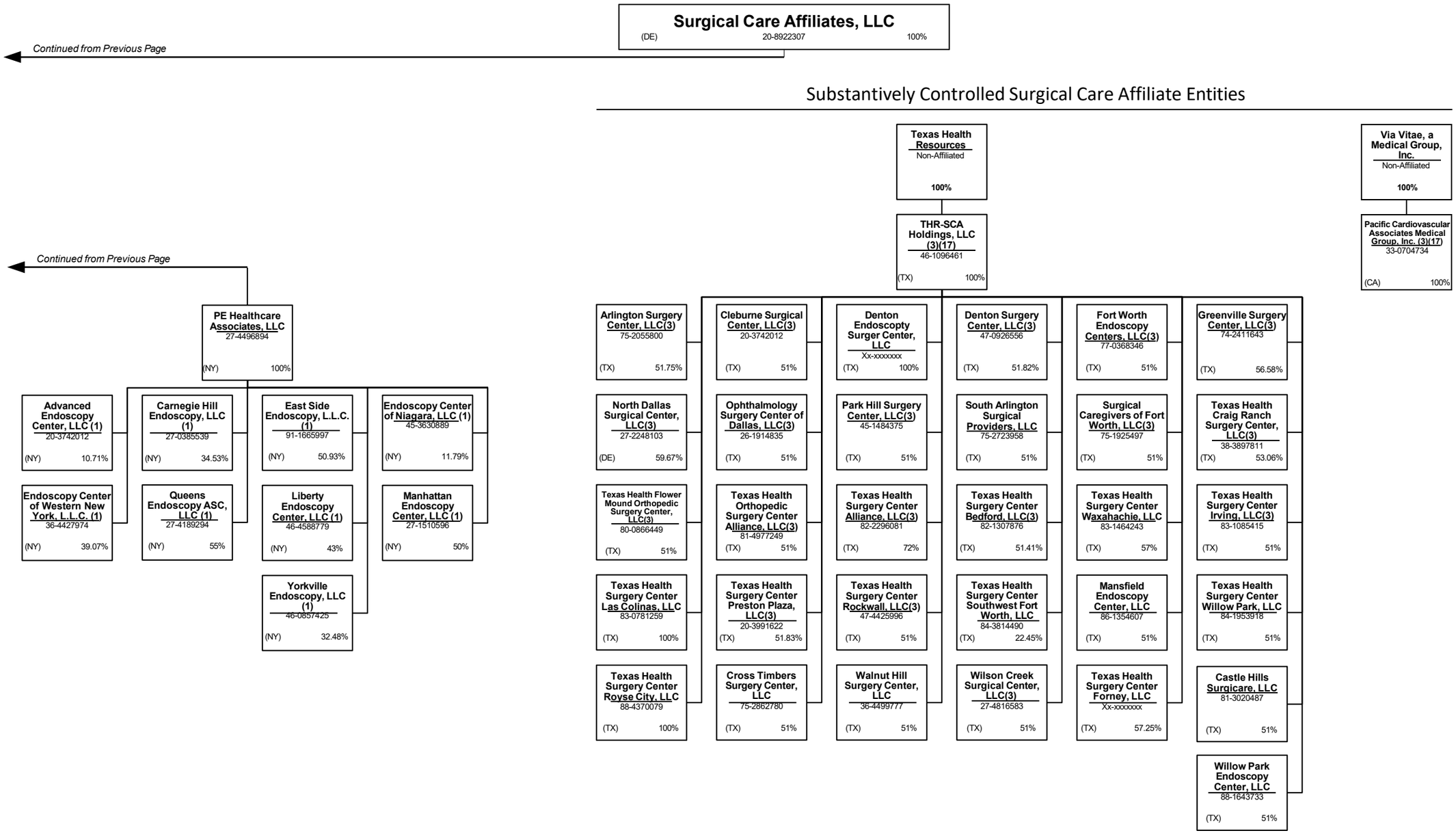

SCHEDULE Y – INFORMATION CONCERNING ACTIVITIES OF INSURER MEMBERS OF A HOLDING COMPANY GROUP

PART 1 – ORGANIZATIONAL CHART

Beneficially Owned Legal Entities

Entity Name	Juris.	Federal Tax ID
4C Medical Group, PLC	AZ	45-2402948
A.G. Dikengil, Inc.	NJ	22-3149900
AbleTo Behavioral Health Services of Michigan, P.C.	MI	85-4328419
AbleTo Behavioral Health Services of New Jersey, P.C.	NJ	85-4306375
AbleTo Behavioral Health Services, PC	CT	47-5519672
AbleTo Licensed Clinical Social Worker Services, P.C.	CA	85-0739865
AbleTo Psychiatry Health Services, P.C.	MA	88-2290313
AHN Accountable Care Organization, LLC	IN	45-4171713
Aleph Psychological Services, Inc.	CA	46-3477124
American Health Network of Indiana, LLC	IN	35-2108729
Angie Coil FNP, PLLC	AZ	81-2112951
AppleCare Hospitalists Medical Group, Inc.	CA	14-1890491
AppleCare Medical ACO, LLC	CA	45-2852872
AppleCare Medical Group St. Francis, Inc.	CA	33-0845269
AppleCare Medical Group, Inc.	CA	33-0898174
ArchWell Health Professional Services Holding Co.	DE	86-3278602
ArchWell Health Professional Services of Alabama, LLC	AL	86-3152173
ArchWell Health Professional Services of Arizona, LLC	AZ	87-2986923
ArchWell Health Professional Services of Kansas, P.A.	KS	86-3241870
ArchWell Health Professional Services of Nevada, P.C.	NV	88-1285211
ArchWell Health Professional Services of North Carolina, P.C.	NC	86-3222071
ArchWell Health Professional Services of Oklahoma, LLC	OK	86-3190019
ArchWell Health Professional Services. P.A.	FL	88-3481216
ARTA Western California, Inc.	CA	33-0658815
Aspectus, Inc.	MA	04-3403101
Astra Medical Clinic, PLLC	AZ	86-0882561
Atrius Health, Inc.	MA	n/a
Beaver Medical Group, P.C.	CA	33-0645967
Behavioral Solutions, P.C.	MA	04-3316367
Better Health Value Network, LLC	WA	47-4349079
Bexar Imaging Center, LLC	TX	22-3858211
California Spring Holdings, PC	CA	81-0881243
Carbondale Counseling Associates, PLLC	IL	47-1130641

Entity Name	Juris.	Federal Tax ID
CareMount Health Solutions ACO, LLC	NY	n/a
Carolina Behavioral Care, P.A.	NC	56-1780933
Carroll Counseling Center LLC	MD	52-2072546
Centers for Family Medicine, GP	CA	33-0483510
Christopher Stalberg, M.D., PLLC	AZ	26-4651320
Cielo House, Inc.	CA	27-1655973
Cognitive-Behavioral Therapy Center of Western North Carolina, P.A.	NC	20-3056794
Colonial Family Practice, L.L.C.	SC	02-0626080
Columbia Counseling Center P.A.	MD	52-2052733
Connect Medical, P.C.	NY	32-0551188
Crystal Run Healthcare Physicians LLP	NY	13-3843560
David C. Anderholm, M.D., P.A.	MN	41-1879063
David Moen, M.D. P.C.	NY	81-5101448
David R. Ferrell, M.D., P.C.	NV	45-2380022
Day-OP Center Of Long Island Inc.	NY	11-2811353
DBT and EMDR Specialists, P.A.	MN	47-3322541
Doc Martins, PLLC	AZ	20-0419099
Durable Medical Equipment, Inc.	MA	04-3106404
Elite Focus Clinic, Inc., a Professional Corporation	CA	47-3861802
Empire Physicians' Medical Group, Inc.	CA	33-0181426
Eugene Center for Anxiety and Stress, LLC	OR	83-2740282
Eugene Therapy, LLC	OR	90-0624377
Everett Physicians, Inc. P.S.	WA	81-1625636
Evolve, LLC	WI	61-1752488
Family Counseling Associates of Salem Andover LLC	NH	27-0820363
Ferrell Physician Services, P.C.	NY	87-4007730
First Hill Surgery Center, LLC	WA	47-2066485
First Step Services, PLLC	NC	51-0484581
Flagstaff Family Physicians, PLLC	AZ	86-0959327
Good Samaritan Medical Practice Association, Inc., A Medical Group	CA	95-3969271
Greater Phoenix Collaborative Care, P.C.	AZ	27-2337725
Gunn Behavioral Care of California, P.C.	CA	27-3237563
Gunn Behavioral Holdco, P.C.	CA	92-3292446

SCHEDULE Y – INFORMATION CONCERNING ACTIVITIES OF INSURER MEMBERS OF A HOLDING COMPANY GROUP

PART 1 – ORGANIZATIONAL CHART

Beneficially Owned Legal Entities

Entity Name	Juris.	Federal Tax ID
HealthCare Partners Affiliates Medical Group	CA	95-4526112
HealthCare Partners ASC-HB, LLC	CA	26-4247365
HealthCare Partners Associates Medical Group, P.C.	CA	45-5273760
HealthCare Partners Medical Group, P.C.	CA	95-4340584
Heron Ridge Assoc., P.L.C.	MI	80-0020865
Homecare Dimensions of Florida, Inc.	TX	81-0884465
Homecare Dimensions, Inc.	TX	74-2758644
IN Style OPTICAL, LLC	MA	27-3296953
Inland Faculty Medical Group, Inc.	CA	33-0618077
Inspiris Medical Services of New Jersey, P.C.	NJ	45-2563134
INSPIRIS of Michigan Medical Services, P.C.	MI	27-1561674
INSPIRIS of New York Medical Services, P.C.	NY	13-4168739
INSPIRIS of Pennsylvania Medical Services, P.C.	PA	26-2895670
Jonathan E. Goldberg, Ph.D., Inc.	MA	26-3013277
Joyce Marter & Associates, P.C.	IL	26-3478896
K.P. Counseling, Ltd.	IL	30-0089259
Kelsey-Seybold Medical Group, PLLC	TX	76-0386391
Keys Counseling, Inc.	IN	30-0358493
KS Pharm, LLC	TX	84-2355006
KS SC, LLC	TX	84-2241460
Landmark Medical of Arkansas, P.A.	AR	85-0997438
Landmark Medical of California, PC	CA	47-4553619
Landmark Medical of Connecticut, PC	CT	83-2295301
Landmark Medical of Florida, P.A.	FL	85-0838149
Landmark Medical of Idaho, PC	ID	92-0496439
Landmark Medical of Kansas, P.A.	KS	82-4633545
Landmark Medical of Kentucky, PSC	KY	82-4881602
Landmark Medical of Louisiana, a Professional Corporation	LA	82-4881732
Landmark Medical of Massachusetts, PLLC	MA	81-5364097
Landmark Medical of Michigan, P.C.	MI	86-3599871
Landmark Medical of Mississippi, P.C.	MS	82-5084178
Landmark Medical of Missouri, P.C.	MO	82-4857713
Landmark Medical of New Hampshire, P.C.	NH	85-1174070
Landmark Medical of North Carolina, P.C.	NC	82-4256752
Landmark Medical of Ohio, Professional Corporation	OH	82-4864947
Landmark Medical of Oregon, PC	OR	47-2926188
Landmark Medical of Pennsylvania, PC	PA	81-1605378
Landmark Medical of Rhode Island, PC	RI	84-2830065
Landmark Medical of Tennessee, PC	TN	30-1288593
Landmark Medical of Texas, PA	TX	83-2296389
Landmark Medical of Utah, PC	UT	84-2660339
Landmark Medical of Virginia, P.C.	VA	85-0839774
Landmark Medical of Washington, PC	WA	47-3028655
Landmark Medical, P.C.	NY	47-1588943
Level2 Medical Services, P.A.	DE	84-5003916
Level2 Medical Services, P.A. New Jersey	NJ	87-2684015
Level2 Medical Services, P.C. Alaska	AK	87-2600511
Level2 Medical Services, P.C. California	CA	92-1153396
Level2 Medical Services, P.C. Utah	UT	87-0989804
Life Strategies Counseling, Inc.	AR	20-0468524
LifeSolutions Counseling Associates, P.C.	IN	26-3292877
March Vision Care Group, Incorporated	CA	95-4874334
March Vision Care IPA, Inc.	NY	27-3115058
March Vision Care of Texas, Inc.	TX	45-4227915
MAT-RX DEVELOPMENT, L.L.C.	TX	43-1967820
Mat-Rx Fort Worth GP, L.L.C.	TX	35-2262695
ME Urgent Care Nebraska, Inc.	NE	81-0936574
MedExpress Employed Services, Inc.	DE	81-1265129
MedExpress Primary Care Arizona, P.C.	AZ	81-4550969
MedExpress Primary Care Arkansas, P.A.	AR	84-4234388
MedExpress Primary Care Kansas, P.A.	KS	81-4605885
MedExpress Primary Care Maryland, P.C.	MD	82-3384324
MedExpress Primary Care Massachusetts, P.C.	MA	82-1096099
MedExpress Primary Care Minnesota P.C.	MN	81-4396738
MedExpress Primary Care Oklahoma, P.C.	OK	83-1077265
MedExpress Primary Care South Carolina, P.C.	SC	83-0764858

SCHEDULE Y – INFORMATION CONCERNING ACTIVITIES OF INSURER MEMBERS OF A HOLDING COMPANY GROUP

PART 1 – ORGANIZATIONAL CHART

Beneficially Owned Legal Entities

Entity Name	Juris.	Federal Tax ID
MedExpress Primary Care Texas, P.A.	TX	84-2500750
MedExpress Primary Care Virginia, P.C.	VA	82-3395792
MedExpress Primary Care West Virginia, Inc.	WV	82-4401181
MedExpress Primary Care Wisconsin, S.C.	WI	81-4563448
MedExpress Urgent Care – New Jersey, P.C.	NJ	45-5388778
MedExpress Urgent Care - Northern New Jersey PC	NJ	83-2089623
MedExpress Urgent Care Arizona, P.C.	AZ	81-4030280
MedExpress Urgent Care Arkansas, P.A.	AR	46-4348120
MedExpress Urgent Care California, P.C.	CA	82-0930142
MedExpress Urgent Care Connecticut, P.C.	CT	81-1956812
MedExpress Urgent Care Idaho, P.C.	ID	82-1135336
MedExpress Urgent Care Illinois, P.C.	IL	47-4308614
MedExpress Urgent Care Iowa, P.C.	IA	81-5353472
MedExpress Urgent Care Kansas, P.A.	KS	47-1919283
MedExpress Urgent Care Minnesota P.C.	MN	81-1125396
MedExpress Urgent Care Missouri P.C.	MO	47-3132625
MedExpress Urgent Care North Carolina, P.C.	NC	81-5138747
MedExpress Urgent Care Oregon, P.C.	OR	82-1919436
MedExpress Urgent Care Rhode Island, P.C.	RI	81-5362765
MedExpress Urgent Care South Carolina, P.C.	SC	81-5380706
MedExpress Urgent Care Texas, P.A.	TX	47-5147441
MedExpress Urgent Care Washington, P.C.	WA	82-2443118
MedExpress Urgent Care Wisconsin, S.C.	WI	81-4281678
MedExpress Urgent Care, Inc. – West Virginia	WV	26-4546400
MedExpress Urgent Care, P.C. – Georgia	GA	47-1804667
MedExpress Urgent Care, P.C. – Indiana	IN	90-0929572
MedExpress Urgent Care, P.C. – Maryland	MD	45-3461101
MedExpress Urgent Care, P.C. – Massachusetts	MA	47-1857908
MedExpress Urgent Care, P.C. – Michigan	MI	46-4793937
MedExpress Urgent Care, P.C. – Oklahoma	OK	47-1824365
MedExpress Urgent Care, P.C. – Pennsylvania	PA	26-3750502
MedExpress Urgent Care, P.C. – Tennessee	TN	45-4973138
MedExpress Urgent Care, P.C. – Virginia	VA	45-3123110
MedExpress Urgent Care, P.S.C. - Kentucky	KY	83-1565124
MedExpress, Inc. – Delaware	DE	45-5436856
Memorial Healthcare IPA, GP	CA	95-4688463
Mental Health Resources, PLLC	TN	62-1396317
MH Physician Three Holdco, a Medical Corporation	CA	27-4691544
MHCH, Inc.	CA	80-0507474
MHIPA Physician Two Holdco, a Medical Corporation	CA	27-4691508
Mindscapes Counseling, PLLC	CT	47-2117693
Mobile Medical Services of New Jersey, PC	NJ	81-2977678
Mobile Medical Services, P.C.	NY	30-0445773
Moen, M.D., P.C.	CA	85-3287029
Monarch Health Plan, Inc.	CA	22-3935634
Monarch HealthCare, A Medical Group, Inc.	CA	33-0587660
NAMM Medical Group Holdings, Inc.	CA	56-2627070
NC Center For Resiliency, PLLC	NC	47-2693055
New Perspectives Center for Counseling & Therapy, L.L.C.	OR	93-1173779
New York Licensed Clinical Social Work, P.C.	NY	86-3891057
Northern California Physicians Network, Inc., a Professional Corporation	CA	81-1573604
Northlight Counseling Associates, Inc.	AZ	86-0646417
Northwest Medical Group Alliance, LLC	WA	91-1699944
NPN IPA Washington, PLLC	WA	61-1855159
Oakland Psychological Clinic, P.C.	MI	38-2481929
OHR Physician Group, P.C.	OR	93-0979031
Optum Behavioral Care of California, P.C.	CA	84-4887072
Optum Behavioral Care of Colorado, P.C.	CO	93-2952612
Optum Behavioral Care of Connecticut, P.C.	CT	93-2339326
Optum Behavioral Care of Kansas, P.A.	KS	93-3404672
Optum Behavioral Care of New Jersey, P.C.	NJ	85-0666386
Optum Behavioral Care of North Carolina, P.C.	NC	85-1959641
Optum Behavioral Care of Texas, P.A.	TX	84-3152209
Optum Clinic, P.A.	TX	75-2778455
Optum Everycare, P.C.	#N/A	66-1026448
Optum Medical Care of New Jersey, P.C.	NJ	22-3624559

SCHEDULE Y – INFORMATION CONCERNING ACTIVITIES OF INSURER MEMBERS OF A HOLDING COMPANY GROUP

PART 1 – ORGANIZATIONAL CHART

Beneficially Owned Legal Entities

Entity Name	Juris.	Federal Tax ID
Optum Medical Care, P.C.	NY	13-3544120
Optum Medical Group (Rhodes), P.C.	NV	88-0310956
Optum Medical Group II (Rhodes), P.C.	NV	86-0857176
Optum Medical Group, P.A.	KS	46-2662506
Optum Medical Services of California, P.C.	CA	30-0826311
Optum Medical Services of Colorado, P.C.	CO	45-5424191
Optum Medical Services, P.C.	NC	45-3866363
OptumCare Portland, LLC	OR	93-1306308
Oregon Healthcare Resources, LLC	OR	27-3674492
Peninsula Psychological Center, Inc., P.S.	WA	91-1885912
Perspectives of Troy, P.C.	MI	38-2592367
Physician Partners Medical Group, Inc.	CA	30-0516435
Physician United PLLC	AZ	84-3476733
Physicians Care Network, L.L.C.	WA	91-1822767
Physicians Medical Group of San Jose, Inc.	CA	94-2722082
Physicians Medical Holdings	CA	86-2631012
Pilot Holdings, P.C.	CA	87-3931756
Pinnacle Medical Group, Inc.	CA	33-0795271
Polyclinic Holdings, P.C.	WA	83-3042027
POLYCLINIC MANAGEMENT SERVICES COMPANY, LLC	WA	46-0508606
Primary Care Associated Medical Group, Inc.	CA	33-0527335
ProHEALTH Accountable Care Medical Group, PLLC	NY	45-4469117
ProHEALTH Ambulatory Surgery Center, Inc.	NY	11-3447394
ProHEALTH Care Associates of New Jersey LLP	NJ	47-5656253
ProHEALTH Care Associates, L.L.P.	NY	11-3355604
ProHEALTH Medical NY, P.C.	NY	47-1388406
ProHealth Physicians, P.C.	CT	06-1469068
ProHEALTH Urgent Care Medicine of New Jersey LLP	NJ	47-5661535
ProHEALTH Urgent Care Medicine, PLLC	NY	46-1883579
Prospero Health Partners Florida, Inc.	FL	85-0775386
Prospero Health Partners New York, P.C.	NY	82-2400620
Prospero Health Partners North Carolina, P.C.	NC	84-4569314
Prospero Health Partners, P.C.	MN	84-3234753
Prospero Medical Services New Jersey, P.C.	NJ	84-3844362
Prospero Medical Services, P.A.	FL	87-2406404
Psychiatry Services of New York, P.C.	NY	85-0921665
Psychiatry Specialists, S.C.	IL	27-3409538
Psychological Healthcare, PLLC	NY	16-1484552
Red Oak Counseling, Ltd.	WI	20-0785644
Redlands Family Practice Medical Group, Inc.	CA	56-2627067
Refresh Canopy Cove, Inc.	FL	82-3603285
Refresh Connecticut, PLLC	CT	84-2663780
Refresh Evolve, LLC	WI	83-4507157
Refresh In-Home Counseling LLC	IL	82-5351068
Refresh Pennsylvania, LLC	PA	84-1756547
Reliant Medical Group The Endoscopy Center, LLC	MA	20-5251393
Reliant Medical Group, Inc.	MA	04-2472266
RICBT, Inc.	RI	33-0999953
Riverside Community Healthplan Medical Group, Inc.	CA	33-0055097
Riverside Electronic Healthcare Resources, Inc.	CA	20-3420379
Saad A. Shakir, M.D., Inc.	CA	77-0398259
Saddleback Medical Group, Inc.	CA	33-0571462
San Bernardino Medical Group, Inc.	CA	95-3088615
Sanvello Behavioral Health Services, P.A.	DE	84-1754732
Saris Counseling, LLC	WI	n/a
Seattle Psychology, P.L.L.C.	WA	46-3238571
SecureMD Professionals - California, PC	CA	46-3057015
Serenity Family and Psychological Counseling Center, P.C.	CA	45-3802527
Shark Holdings, P.C.	CA	87-3142148
Sherman Counseling Management, S.C.	WI	47-5082677
Silicon Valley TMS of Monterey Bay, GP	CA	81-3200297
Southwest Internal Medicine Group, Roberto Ruiz, M.D., PLLC	AZ	86-0516447
Spring Behavioral Health of New Jersey, LLC	NJ	82-3087236
Springfield Psychological, P.C.	PA	23-2833266
Surgical Eye Experts, LLC	MA	65-1321064
Surprise Health Center, PLLC	AZ	86-1047772

SCHEDULE Y – INFORMATION CONCERNING ACTIVITIES OF INSURER MEMBERS OF A HOLDING COMPANY GROUP

PART 1 – ORGANIZATIONAL CHART

Beneficially Owned Legal Entities

Entity Name	Juris.	Federal Tax ID
Susan Albright P.L.C.	AZ	20-5176158
Talbert Medical Group, P.C.	CA	93-1172065
The Everett Clinic, PLLC	WA	91-0214500
The Polyclinic, PLLC	WA	91-0369070
The Potter's House Family & Children Treatment Center, LLC	GA	20-8357849
The Tabor Therapy Group, Inc.	IL	46-5461304
Triangle Counseling Agency, Inc.	NC	26-2552129
USMD Diagnostic Services, LLC	TX	27-2803133
USMD Hospital at Arlington, L.P.	TX	73-1662763
USMD Hospital at Fort Worth, L.P.	TX	20-3571243
USMD of Arlington GP, L.L.C.	TX	73-1662757
Vitucci, LCSW, P.C.	IL	85-1453387
Warner Family Practice, P.C.	AZ	86-0462952
Waypoint Minnesota PC	MN	46-2854394
WellMed Florida Medicare ACO, LLC	TX	84-2233329
WellMed Florida Services, PLLC	TX	45-2158334
WellMed Greater Texas Medicare ACO, LLC	TX	84-2178104
WellMed Medical Group, P.A.	TX	74-2574229
WellMed Network of Florida, Inc.	TX	35-2314192
WellMed Networks - DFW, Inc.	TX	41-2250215
WellMed Networks, Inc.	TX	74-2889447
WellMed of Las Cruces, Inc.	TX	92-0183013
WellMed Tampa/Orlando Medicare ACO, LLC	TX	84-2193803
WellMed Texas Medicare ACO, LLC	TX	84-2219968
XLHome Michigan, P.C.	MI	46-3537245
XLHome Northeast, P.C.	NJ	45-5530241
XLHome Oklahoma, Inc.	OK	46-2931689
XLHome, P.C.	MD	27-3543997

SCHEDULE Y – INFORMATION CONCERNING ACTIVITIES OF INSURER MEMBERS OF A HOLDING COMPANY GROUP

PART 1 – ORGANIZATIONAL CHART

Organizational Chart Footnotes

(1) Entity is owned in full or in part by a UnitedHealth Group Incorporated friendly physician.
(2) Control of the Foundation is based on sole membership, not the ownership of voting securities.
(3) The remaining percentage is owned either by a non-affiliated entity, outside investor(s), current/former company officer(s), or third party shareholder(s).
(4) The minority percentage is owned by one or more affiliated UnitedHealth Group Incorporated subsidiaries. Voting rights do vary.
(5) No information of the other shareholder(s) has been provided
(6) General partnership interests are held by United HealthCare Services, Inc. (89.77%) and by UnitedHealthcare, Inc. (10.23%). United HealthCare Services, Inc. also holds 100% of the limited partnership interests. When combining general and limited partner interests, United HealthCare Services, Inc. owns 94.18% and UnitedHealthcare, Inc. owns 5.83%.
(7) Branch offices in Iraq and Uganda.
(8) H&W Indemnity (SPC), Ltd. is an exempted segregated portfolio company organized under the laws of the Cayman Islands and holds a Cayman insurance license.
(9) Registered as a foreign shareholder in Brazil.
(10) Open
(11) Polar II Fundo de Investimento em Participações is a Brazilian private equity investment fund incorporated in the form of a closed-end condominium.
(12) N/A
(13) Entity has a representative office in Beijing, China.
(14) Open
(15) Registered branch in the United Kingdom.
(16) Open
(17) Entity is not directly owned by the parent. However, the parent does have a viable economic interest as well as control over the entity through contractual agreements.

SCHEDULE Y

PART 1A - DETAIL OF INSURANCE HOLDING COMPANY SYSTEM

1 Group Code	2 Group Name	3 NAIC Company Code	4 ID Number	5 Federal RSSD	6 CIK	7 Name of Securities Exchange if Publicly Traded (U.S. or International)	8 Names of Parent, Subsidiaries Or Affiliates	9 Domiciliary Location	10 Relationship to Reporting Entity	11 Directly Controlled by (Name of Entity/Person)	12 Type of Control (Ownership, Board, Management, Attorney-in-Fact, Influence, Other)	13 If Control is Ownership Provide Percentage	14 Ultimate Controlling Entity(ies)/Person(s)	15 Is an SCA Filing Required? (Yes/No)	16 *
		00000	98-1308130				1070715 B.C. Unlimited Liability Company	CAN	NIA	OptumRx Group Holdings, Inc.	Ownership	100.000	UnitedHealth Group Incorporated	NO	
		00000	20-2904092				1st Avenue Pharmacy, Inc.	WA	NIA	Genoa Healthcare LLC	Ownership	100.000	UnitedHealth Group Incorporated	NO	
		00000	27-2624551				310 Canyon Medical, LLC	CA	NIA	Monarch Management Services, Inc.	Ownership	100.000	UnitedHealth Group Incorporated	NO	
		00000	45-2402948				4C Medical Group, PLC	AZ	NIA	Greater Phoenix Collaborative Care, P.C.	Ownership	100.000	UnitedHealth Group Incorporated	NO	1
		00000	84-1900997				4C MSO LLC	DE	NIA	Collaborative Care Holdings, LLC	Ownership	70.000	UnitedHealth Group Incorporated	NO	
		00000	35-2607738				5995 Minnetonka, LLC	DE	NIA	UnitedHealthcare Insurance Company	Ownership	100.000	UnitedHealth Group Incorporated	NO	
		00000	41-2174802				A Better Way Therapy, L.L.C.	NE	NIA	Refresh Mental Health, Inc.	Ownership	100.000	UnitedHealth Group Incorporated	NO	
		00000	22-3149900				A.G. Dikengil, Inc.	NJ	NIA	Optum Medical Care of New Jersey, P.C.	Ownership	100.000	UnitedHealth Group Incorporated	NO	1
		00000					A+ Learning and Development Centers LLC	OH	NIA	OhioSolutions.org LLC	Ownership	100.000	UnitedHealth Group Incorporated	NO	
		00000	72-1187363				AAA Home Health, Inc.	LA	NIA	Louisiana Health Care Group, L.L.C.	Ownership	100.000	UnitedHealth Group Incorporated	NO	
		00000	64-0917990				Able Home Health, Inc.	MS	NIA	Alabama Health Care Group, LLC	Ownership	50.000	UnitedHealth Group Incorporated	NO	
		00000	64-0917741				Able Home Health, Inc.	AL	NIA	Mississippi Health Care Group, LLC	Ownership	50.000	UnitedHealth Group Incorporated	NO	
		00000	85-4328419				AbleTo Behavioral Health Services of Michigan, P.C.	MI	NIA	Physician(s) Owned	Influence	0.000	UnitedHealth Group Incorporated	NO	1
		00000	85-4306375				AbleTo Behavioral Health Services of New Jersey, P.C.	NJ	NIA	Physician(s) Owned	Influence	0.000	UnitedHealth Group Incorporated	NO	1
		00000	47-5519672				AbleTo Behavioral Health Services, PC	CT	NIA	Physician(s) Owned	Influence	0.000	UnitedHealth Group Incorporated	NO	1
		00000	85-0739865				AbleTo Licensed Clinical Social Worker Services, P.C.	CA	NIA	Physician(s) Owned	Influence	0.000	UnitedHealth Group Incorporated	NO	1
		00000	88-2290313				AbleTo Psychiatry Health Services, P.C.	MA	NIA	Physician(s) Owned	Influence	0.000	UnitedHealth Group Incorporated	NO	1
		00000	46-2468224				AbleTo, Inc.	DE	NIA	Avery Parent Holdings, Inc.	Ownership	100.000	UnitedHealth Group Incorporated	NO	
		00000	71-0917929				Acadian Home Health Care Services, L.L.C.	LA	NIA	Louisiana Health Care Group, L.L.C.	Ownership	100.000	UnitedHealth Group Incorporated	NO	
		00000	46-1076268				Acadian HomeCare of New Iberia, LLC	LA	NIA	Louisiana Health Care Group, L.L.C.	Ownership	75.000	UnitedHealth Group Incorporated	NO	
		00000	71-0917930				Acadian HomeCare, L.L.C.	LA	NIA	Louisiana Health Care Group, L.L.C.	Ownership	67.000	UnitedHealth Group Incorporated	NO	
		00000	81-0789869				Acadian Physical Therapy Services, LLC	LA	NIA	LHC Group, Inc.	Ownership	100.000	UnitedHealth Group Incorporated	NO	
		00000	27-1366872				Access Hospice, LLC	MO	NIA	Missouri Health Care Group, LLC	Ownership	100.000	UnitedHealth Group Incorporated	NO	
		00000	26-3329157				Accurate Rx Pharmacy Consulting, LLC	MO	NIA	Diplomat Pharmacy, Inc.	Ownership	100.000	UnitedHealth Group Incorporated	NO	
		00000					AccuReg Holdings, LLC	DE	NIA	Optum360, LLC	Ownership	100.000	UnitedHealth Group Incorporated	NO	
		00000	83-3200462				ACHC ACO, LLC	KY	NIA	LHC Group, Inc.	Ownership	100.000	UnitedHealth Group Incorporated	NO	
		00000	41-1913523				ACN Group IPA of New York, Inc.	NY	NIA	OptumHealth Care Solutions, LLC	Ownership	100.000	UnitedHealth Group Incorporated	NO	
		00000	27-0015861				ACN Group of California, Inc.	CA	IA	OptumHealth Care Solutions, LLC	Ownership	100.000	UnitedHealth Group Incorporated	NO	
		00000	47-4049515				ACO Clinical Partners, LLC	KY	NIA	Imperium Health Management, LLC	Ownership	100.000	UnitedHealth Group Incorporated	NO	
		00000	98-1446128				Administradora Clínica La Colina S.A.S.	COL	NIA	Banmédica Internacional SpA	Ownership	50.000	UnitedHealth Group Incorporated	NO	
		00000	98-1446128				Administradora Clínica La Colina S.A.S.	COL	NIA	CDC Holdings Colombia S.A.S.	Ownership	50.000	UnitedHealth Group Incorporated	NO	
		00000	98-1446125				Administradora Country S.A.S.	COL	NIA	CDC Holdings Colombia S.A.S.	Ownership	50.000	UnitedHealth Group Incorporated	NO	
		00000	98-1446125				Administradora Country S.A.S.	COL	NIA	Banmédica Internacional SpA	Ownership	50.000	UnitedHealth Group Incorporated	NO	
		00000	98-1451601				Administradora Médica Centromed S.A.	CHL	NIA	Vida Integra S.p.A.	Ownership	76.750	UnitedHealth Group Incorporated	NO	
		00000	06-1207175				Adult Day Care of America, Inc.	DE	NIA	Almost Family, Inc.	Ownership	100.000	UnitedHealth Group Incorporated	NO	
		00000					Advanced Care House Calls of Alabama, LLC	AL	NIA	Alabama Health Care Group, LLC	Ownership	100.000	UnitedHealth Group Incorporated	NO	
		00000					Advanced Care House Calls of Arizona, LLC	AZ	NIA	Arizona Health Care Group, LLC	Ownership	100.000	UnitedHealth Group Incorporated	NO	
		00000					Advanced Care House Calls of California, LLC	CA	NIA	California Health Care Group, LLC	Ownership	100.000	UnitedHealth Group Incorporated	NO	
		00000					Advanced Care House Calls of Colorado, LLC	CO	NIA	Colorado Health Care Group, LLC	Ownership	100.000	UnitedHealth Group Incorporated	NO	
		00000					Advanced Care House Calls of Connecticut, LLC	CT	NIA	Connecticut Health Care Group Holdings, LLC	Ownership	100.000	UnitedHealth Group Incorporated	NO	
		00000	30-1111990				Advanced Care House Calls of Florida, LLC	FL	NIA	LHC Health Care Group of Florida, LLC	Ownership	100.000	UnitedHealth Group Incorporated	NO	
		00000					Advanced Care House Calls of Georgia, LLC	GA	NIA	Georgia Health Care Group, L.L.C.	Ownership	100.000	UnitedHealth Group Incorporated	NO	
		00000					Advanced Care House Calls of Idaho, LLC	ID	NIA	Idaho Health Care Group, LLC	Ownership	100.000	UnitedHealth Group Incorporated	NO	
		00000					Advanced Care House Calls of Illinois, LLC	IL	NIA	Illinois Health Care Group, LLC	Ownership	100.000	UnitedHealth Group Incorporated	NO	

SCHEDULE Y

PART 1A - DETAIL OF INSURANCE HOLDING COMPANY SYSTEM

1 Group Code	2 Group Name	3 NAIC Company Code	4 ID Number	5 Federal RSSD	6 CIK	7 Name of Securities Exchange if Publicly Traded (U.S. or International)	8 Names of Parent, Subsidiaries Or Affiliates	9 Domiciliary Location	10 Relationship to Reporting Entity	11 Directly Controlled by (Name of Entity/Person)	12 Type of Control (Ownership, Board, Management, Attorney-in-Fact, Influence, Other)	13 If Control is Ownership Provide Percentage	14 Ultimate Controlling Entity(ies)/Person(s)	15 Is an SCA Filing Required? (Yes/No)	16 *
		00000					Advanced Care House Calls of Maryland, LLC	MD	NIA	Maryland Health Care Group, LLC	Ownership	100.000	UnitedHealth Group Incorporated	NO	
		00000	83-2914026				Advanced Care House Calls of Massachusetts, LLC	MA	NIA	Massachusetts Health Care Group, LLC	Ownership	100.000	UnitedHealth Group Incorporated	NO	
		00000					Advanced Care House Calls of Michigan, LLC	MI	NIA	LHC Home Health Care Group of Michigan, LLC	Ownership	100.000	UnitedHealth Group Incorporated	NO	
		00000	84-4014730				Advanced Care House Calls of Mississippi, LLC	MS	NIA	Mississippi Health Care Group, LLC	Ownership	100.000	UnitedHealth Group Incorporated	NO	
		00000	83-4514991				Advanced Care House Calls of New Hampshire, LLC	NH	NIA	New Hampshire Health Care Group, LLC	Ownership	100.000	UnitedHealth Group Incorporated	NO	
		00000					Advanced Care House Calls of New Mexico, LLC	NM	NIA	New Mexico Health Care Group, LLC	Ownership	100.000	UnitedHealth Group Incorporated	NO	
		00000					Advanced Care House Calls of Oregon, LLC	OR	NIA	Oregon Health Care Group, LLC	Ownership	100.000	UnitedHealth Group Incorporated	NO	
		00000					Advanced Care House Calls of Pennsylvania, LLC	PA	NIA	Pennsylvania Health Care Group Holdings, LLC	Ownership	100.000	UnitedHealth Group Incorporated	NO	
		00000					Advanced Care House Calls of Rhode Island, LLC	RI	NIA	Rhode Island Health Care Group, LLC	Ownership	100.000	UnitedHealth Group Incorporated	NO	
		00000					Advanced Care House Calls of South Carolina, LLC	SC	NIA	South Carolina Health Care Group, LLC	Ownership	100.000	UnitedHealth Group Incorporated	NO	
		00000					Advanced Care House Calls of Tennessee, LLC	TN	NIA	Tennessee Health Care Group, LLC	Ownership	100.000	UnitedHealth Group Incorporated	NO	
		00000					Advanced Care House Calls of Texas, LLC	TX	NIA	Texas Health Care Group, L.L.C.	Ownership	100.000	UnitedHealth Group Incorporated	NO	
		00000					Advanced Care House Calls of Virginia, LLC	VA	NIA	Virginia Health Care Group, LLC	Ownership	100.000	UnitedHealth Group Incorporated	NO	
		00000					Advanced Care House Calls of Washington, LLC	WA	NIA	Washington Health Care Group, LLC	Ownership	100.000	UnitedHealth Group Incorporated	NO	
		00000					Advanced Care House Calls of Wisconsin, LLC	WI	NIA	Wisconsin Health Care Group, LLC	Ownership	100.000	UnitedHealth Group Incorporated	NO	
		00000	86-3179032				Advanced Clinical Partners, LLC	KY	NIA	Imperium Health Management, LLC	Ownership	100.000	UnitedHealth Group Incorporated	NO	
		00000	26-1666243				Advanced Geriatric Education & Consulting, LLC	OH	NIA	Black Stone Operations, LLC	Ownership	100.000	UnitedHealth Group Incorporated	NO	
		00000	88-3999538				Advanced Surgery Center of Carlsbad, LLC	CA	NIA	SCA-Carlsbad Holdings, LLC	Ownership	100.000	UnitedHealth Group Incorporated	NO	
		00000	20-1310827				Advanced Surgery Center of Clifton, LLC	NJ	NIA	SCA Clifton, LLC	Ownership	78.100	UnitedHealth Group Incorporated	NO	
		00000	47-5144859				Advanced Surgical Center, LLC	TX	NIA	SCA Duncanville Holdings, LLC	Ownership	51.000	UnitedHealth Group Incorporated	NO	
		00000	26-4093335				Advanced Surgical Hospital, LLC	PA	NIA	SCA Southwestern PA, LLC	Ownership	55.624	UnitedHealth Group Incorporated	NO	
		00000	26-3209183				Advanced Therapy Associates, LLC	OK	NIA	Refresh Mental Health, Inc.	Ownership	100.000	UnitedHealth Group Incorporated	NO	
		00000	47-5337115				Advocate Condell Ambulatory Surgery Center, LLC	IL	NIA	Advocate-SCA Partners, LLC	Ownership	51.000	UnitedHealth Group Incorporated	NO	
		00000	36-4437931				Advocate Southwest Ambulatory Surgery Center, LLC	IL	NIA	Advocate-SCA Partners, LLC	Ownership	63.000	UnitedHealth Group Incorporated	NO	
		00000	47-4012497				Advocate-SCA Partners, LLC	DE	NIA	SCA-Illinois, LLC	Ownership	51.000	UnitedHealth Group Incorporated	NO	
		00000	61-1464714				Aesthetic Plastic Surgery Institute of Louisville, LLC	KY	NIA	SCA Louisville, LLC	Ownership	55.000	UnitedHealth Group Incorporated	NO	
		00000	26-3287805				AF-CH-HH, LLC	DE	NIA	National Health Industries, Inc.	Ownership	80.000	UnitedHealth Group Incorporated	NO	
		00000	26-2866404				AFAM Acquisition, LLC	KY	NIA	Almost Family, Inc.	Ownership	100.000	UnitedHealth Group Incorporated	NO	
		00000	85-3047540				AFAM Holding Co II, LLC	DE	NIA	AFAM Sub I, LLC	Ownership	20.000	UnitedHealth Group Incorporated	NO	
		00000	85-3047540				AFAM Holding Co II, LLC	DE	NIA	National Health Industries, Inc.	Ownership	80.000	UnitedHealth Group Incorporated	NO	
		00000	86-3137505				AFAM Holding Co III, LLC	DE	NIA	National Health Industries, Inc.	Ownership	80.000	UnitedHealth Group Incorporated	NO	
		00000	86-3137505				AFAM Holding Co III, LLC	DE	NIA	AFAM Sub I, LLC	Ownership	20.000	UnitedHealth Group Incorporated	NO	
		00000	92-2908587				AFAM Holding Co IV, LLC	OK	NIA	AFAM Sub I, LLC	Ownership	20.000	UnitedHealth Group Incorporated	NO	
		00000	92-2908587				AFAM Holding Co IV, LLC	OK	NIA	National Health Industries, Inc.	Ownership	80.000	UnitedHealth Group Incorporated	NO	
		00000	93-2670946				AFAM Holding Co V, LLC	DE	NIA	AFAM Sub I, LLC	Ownership	20.000	UnitedHealth Group Incorporated	NO	
		00000	93-2670946				AFAM Holding Co V, LLC	DE	NIA	National Health Industries, Inc.	Ownership	80.000	UnitedHealth Group Incorporated	NO	
		00000	83-3778238				AFAM Holding Co, LLC	DE	NIA	AFAM Sub I, LLC	Ownership	20.000	UnitedHealth Group Incorporated	NO	
		00000	83-3778238				AFAM Holding Co, LLC	DE	NIA	National Health Industries, Inc.	Ownership	80.000	UnitedHealth Group Incorporated	NO	

SCHEDULE Y

PART 1A - DETAIL OF INSURANCE HOLDING COMPANY SYSTEM

1 Group Code	2 Group Name	3 NAIC Company Code	4 ID Number	5 Federal RSSD	6 CIK	7 Name of Securities Exchange if Publicly Traded (U.S. or International)	8 Names of Parent, Subsidiaries Or Affiliates	9 Domiciliary Location	10 Relationship to Reporting Entity	11 Directly Controlled by (Name of Entity/Person)	12 Type of Control (Ownership, Board, Management, Attorney-in-Fact, Influence, Other)	13 If Control is Ownership Provide Percentage	14 Ultimate Controlling Entity(ies)/Person(s)	15 Is an SCA Filing Required? (Yes/No)	16 *
		00000	83-3778263				AFAM Sub I, LLC	DE	NIA	Almost Family, Inc.	Ownership	100.000	UnitedHealth Group Incorporated	NO	
		00000	46-1494814				Affirmations Psychological Services, LLC	OH	NIA	Refresh Mental Health, Inc.	Ownership	100.000	UnitedHealth Group Incorporated	NO	
		00000	68-0566178				AHCG Management, LLC	AR	NIA	LHC Group, Inc.	Ownership	100.000	UnitedHealth Group Incorporated	NO	
		00000	45-4171713				AHN Accountable Care Organization, LLC	IN	NIA	American Health Network of Indiana, LLC	Ownership	100.000	UnitedHealth Group Incorporated	NO	1
		00000	35-2109566				AHN Central Services, LLC	IN	NIA	AHN Target Holdings, LLC	Ownership	100.000	UnitedHealth Group Incorporated	NO	
		00000	35-2582899				AHN Target Holdings, LLC	DE	NIA	Collaborative Care Holdings, LLC	Ownership	80.100	UnitedHealth Group Incorporated	NO	
		00000	85-4033891				AHP CHS Holdings LLC	DE	NIA	United HealthCare Services, Inc.	Ownership	100.000	UnitedHealth Group Incorporated	NO	
		00000	11-3729620				Alabama Health Care Group, LLC	AL	NIA	LHC Group, Inc.	Ownership	100.000	UnitedHealth Group Incorporated	NO	
		00000	27-2755453				Alabama Homecare of Montgomery, LLC	AL	NIA	Alabama Health Care Group, LLC	Ownership	100.000	UnitedHealth Group Incorporated	NO	
		00000	88-2854407				Alabama Physical Therapy Services of Birmingham, LLC	AL	NIA	Alabama Health Care Group, LLC	Ownership	100.000	UnitedHealth Group Incorporated	NO	
		00000	85-4022834				Alaska Health Care Group, LLC	AK	NIA	LHC Group, Inc.	Ownership	100.000	UnitedHealth Group Incorporated	NO	
		00000	46-3477124				Aleph Psychological Services, Inc.	CA	NIA	Physician(s) Owned	Influence	0.000	UnitedHealth Group Incorporated	NO	1
		00000	98-1447435				Aliansalud Entidad Promotora de Salud S.A.	COL	NIA	Banmédica S.A.	Ownership	76.290	UnitedHealth Group Incorporated	NO	
		00000	98-1447435				Aliansalud Entidad Promotora de Salud S.A.	COL	NIA	Constructora Inmobiliaria Magapoq S.A.	Ownership	0.000	UnitedHealth Group Incorporated	NO	
0707	UnitedHealth Group Incorporated	82406	35-1665915				All Savers Insurance Company	IN	IA	Golden Rule Financial Corporation	Ownership	100.000	UnitedHealth Group Incorporated	NO	
0707	UnitedHealth Group Incorporated	73130	35-1744596				All Savers Life Insurance Company of California	CA	IA	Golden Rule Financial Corporation	Ownership	100.000	UnitedHealth Group Incorporated	NO	
		00000	27-1367127				Alliance Surgical Center, LLC	FL	NIA	SCA-Alliance, LLC	Ownership	51.000	UnitedHealth Group Incorporated	NO	2
		00000	27-1367127				Alliance Surgical Center, LLC	FL	NIA	Endoscopy Center Affiliates, Inc.	Ownership	12.500	UnitedHealth Group Incorporated	NO	2
		00000	87-2158427				Allina Health Heart and Vascular Surgery Center, LLC	MN	NIA	WestHealth JV Holdings, LLC	Ownership	51.000	UnitedHealth Group Incorporated	NO	2
		00000	87-1746250				Allina Health Surgery Center - Brooklyn Park, LLC	MN	NIA	WestHealth JV Holdings, LLC	Ownership	51.000	UnitedHealth Group Incorporated	NO	2
		00000	88-3732480				Allina Health Surgery Center - Lakeville, LLC	MN	NIA	WestHealth JV Holdings, LLC	Ownership	100.000	UnitedHealth Group Incorporated	NO	
		00000	88-2406421				Allina Health Surgery Center - Vadnais Heights, LLC	MN	NIA	WestHealth JV Holdings, LLC	Ownership	51.000	UnitedHealth Group Incorporated	NO	
		00000	61-1166649				Almost Family ACO Services of Kentucky, LLC	KY	NIA	National Health Industries, Inc.	Ownership	100.000	UnitedHealth Group Incorporated	NO	
		00000	46-5765971				Almost Family ACO Services of South Florida, LLC	FL	NIA	National Health Industries, Inc.	Ownership	100.000	UnitedHealth Group Incorporated	NO	
		00000	47-0979130				Almost Family ACO Services of Tennessee, LLC	TN	NIA	SunCrest Healthcare, Inc.	Ownership	100.000	UnitedHealth Group Incorporated	NO	
		00000	26-1260724				Almost Family PC of Ft. Lauderdale, LLC	FL	NIA	National Health Industries, Inc.	Ownership	100.000	UnitedHealth Group Incorporated	NO	
		00000	26-1259925				Almost Family PC of Kentucky, LLC	KY	NIA	National Health Industries, Inc.	Ownership	100.000	UnitedHealth Group Incorporated	NO	
		00000	26-1261522				Almost Family PC of SW Florida, LLC	FL	NIA	National Health Industries, Inc.	Ownership	100.000	UnitedHealth Group Incorporated	NO	
		00000	26-1263982				Almost Family PC of West Palm, LLC	FL	NIA	National Health Industries, Inc.	Ownership	100.000	UnitedHealth Group Incorporated	NO	
		00000	84-4879227				Almost Family Personal Care, LLC	WI	NIA	Wisconsin Health Care Group, LLC	Ownership	100.000	UnitedHealth Group Incorporated	NO	
		00000	06-1153720				Almost Family, Inc.	DE	NIA	LHC Group, Inc.	Ownership	100.000	UnitedHealth Group Incorporated	NO	
		00000	63-1231942				Aloha Surgical Center, LLC	TN	NIA	Surgery Center of Maui, LLC	Ownership	67.000	UnitedHealth Group Incorporated	NO	
		00000	45-3437288				Altus Hospice of Georgia, LLC	DE	NIA	Halcyon Healthcare, LLC	Ownership	100.000	UnitedHealth Group Incorporated	NO	
		00000	65-1095227				Ambient Healthcare, Inc.	FL	NIA	Ambient Holdings, Inc.	Ownership	100.000	UnitedHealth Group Incorporated	NO	
		00000	45-2161438				Ambient Holdings, Inc.	DE	NIA	Optum Infusion Services 500, Inc.	Ownership	100.000	UnitedHealth Group Incorporated	NO	
		00000	88-2464526				Ambulatory Partner Holdings, LLC	NY	NIA	SC Affiliates, LLC	Ownership	100.000	UnitedHealth Group Incorporated	NO	
		00000	35-1930805				American Health Network of Indiana II, LLC	IN	NIA	AHN Target Holdings, LLC	Ownership	100.000	UnitedHealth Group Incorporated	NO	
		00000	35-2108729				American Health Network of Indiana, LLC	IN	NIA	Physician(s) Owned	Influence	0.000	UnitedHealth Group Incorporated	NO	1
		00000	85-2849994				American Health Network of Kentucky, LLC	KY	NIA	AHN Target Holdings, LLC	Ownership	100.000	UnitedHealth Group Incorporated	NO	
		00000	45-4132160				American Health Network of Ohio Care Organization, LLC	OH	NIA	AHN Target Holdings, LLC	Ownership	100.000	UnitedHealth Group Incorporated	NO	
		00000	31-1424956				American Health Network of Ohio II, LLC	OH	NIA	AHN Target Holdings, LLC	Ownership	100.000	UnitedHealth Group Incorporated	NO	

SCHEDULE Y

PART 1A - DETAIL OF INSURANCE HOLDING COMPANY SYSTEM

1 Group Code	2 Group Name	3 NAIC Company Code	4 ID Number	5 Federal RSSD	6 CIK	7 Name of Securities Exchange if Publicly Traded (U.S. or International)	8 Names of Parent, Subsidiaries Or Affiliates	9 Domiciliary Location	10 Relationship to Reporting Entity	11 Directly Controlled by (Name of Entity/Person)	12 Type of Control (Ownership, Board, Management, Attorney-in-Fact, Influence, Other)	13 If Control is Ownership Provide Percentage	14 Ultimate Controlling Entity(ies)/Person(s)	15 Is an SCA Filing Required? (Yes/No)	16 *
		00000	31-1424957				American Health Network of Ohio, LLC	OH	NIA	AHN Target Holdings, LLC	Ownership	100.000	UnitedHealth Group Incorporated	NO	
		00000	54-1743136				AmeriChoice Corporation	DE	UDP	UnitedHealth Group Incorporated	Ownership	100.000	UnitedHealth Group Incorporated	NO	
0707	UnitedHealth Group Incorporated	95497	22-3368602				AmeriChoice of New Jersey, Inc.	NJ	IA	AmeriChoice Corporation	Ownership	100.000	UnitedHealth Group Incorporated	NO	
		00000	92-0712514				AMG Health, LLC	DE	NIA	Collaborative Care Services, Inc.	Ownership	100.000	UnitedHealth Group Incorporated	NO	
		00000	98-1108620				Amico Saúde Ltda.	BRA	NIA	Santa Helena Assistência Médica S.A.	Ownership	99.346	UnitedHealth Group Incorporated	NO	
		00000	98-1108620				Amico Saúde Ltda.	BRA	NIA	Cemed Care - Empresa de Atendimento Clínico Geral Ltda.	Ownership	0.654	UnitedHealth Group Incorporated	NO	
		00000	20-4446058				Amigo Family Counseling, LLC	OH	NIA	Refresh Mental Health, Inc.	Ownership	100.000	UnitedHealth Group Incorporated	NO	
		00000					Amil Assistência Médica Internacional S.A.	BRA	NIA	Polar II Fundo de Investimento em Participações Multiestratégia	Ownership	100.000	UnitedHealth Group Incorporated	NO	
		00000	98-1454564				Análisis Clínicos ML S.A.C.	PER	NIA	Pacífico S.A. Entidad Prestadora de Salud	Ownership	100.000	UnitedHealth Group Incorporated	NO	
		00000	81-2112951				Angie Coil FNP, PLLC	AZ	NIA	Physician United PLLC	Ownership	100.000	UnitedHealth Group Incorporated	NO	1
		00000					Angiografia e Hemodinâmica Madre Theodora Ltda.	BRA	NIA	Esho - Empresa de Serviços Hospitalares S.A.	Ownership	51.000	UnitedHealth Group Incorporated	NO	
		00000	82-5124069				Anne Arundel-SCA Holdings, LLC	MD	NIA	SCA-Anne Arundel, LLC	Ownership	33.340	UnitedHealth Group Incorporated	NO	2
		00000	82-4763728				Anne Arundel-SCA Surgicenter, LLC	MD	NIA	Anne Arundel-SCA Holdings, LLC	Ownership	62.260	UnitedHealth Group Incorporated	NO	2
		00000	36-4210293				Antelope Valley Surgery Center, L.P.	CA	NIA	NSC Lancaster, LLC	Ownership	93.747	UnitedHealth Group Incorporated	NO	
		00000	86-3255577				Apex Clinical Partners, LLC	KY	NIA	Imperium Health Management, LLC	Ownership	100.000	UnitedHealth Group Incorporated	NO	
		00000	26-3913051				Apothecary Holdings, Inc.	DE	NIA	OptumRx Holdings, LLC	Ownership	100.000	UnitedHealth Group Incorporated	NO	
		00000	14-1890491				AppleCare Hospitalists Medical Group, Inc.	CA	NIA	Physician(s) Owned	Influence	0.000	UnitedHealth Group Incorporated	NO	1
		00000	45-2852872				AppleCare Medical ACO, LLC	CA	NIA	AppleCare Medical Group, Inc.	Ownership	100.000	UnitedHealth Group Incorporated	NO	1
		00000	33-0845269				AppleCare Medical Group St. Francis, Inc.	CA	NIA	Physician(s) Owned	Influence	0.000	UnitedHealth Group Incorporated	NO	1
		00000	33-0898174				AppleCare Medical Group, Inc.	CA	NIA	Physician(s) Owned	Influence	0.000	UnitedHealth Group Incorporated	NO	1
		00000	27-2068687				AppleCare Medical Management, LLC	DE	NIA	Collaborative Care Holdings, LLC	Ownership	100.000	UnitedHealth Group Incorporated	NO	
		00000					APS - Assistência Personalizada à Saúde Ltda.	BRA	NIA	Amil Assistência Médica Internacional S.A.	Ownership	100.000	UnitedHealth Group Incorporated	NO	
		00000	98-1399975				Aquitania Chilean Holding SpA	CHL	NIA	Bordeaux UK Holdings II Limited	Ownership	100.000	UnitedHealth Group Incorporated	NO	
		00000	87-2065975				Arcadia JV Holdings, LLC	DE	NIA	Surgicenters of Southern California, Inc.	Ownership	51.000	UnitedHealth Group Incorporated	NO	
		00000	75-2285078				Arcadia Outpatient Surgery Center, L.P.	CA	NIA	Surgicenters of Southern California, Inc.	Ownership	30.500	UnitedHealth Group Incorporated	NO	2
		00000	75-2285078				Arcadia Outpatient Surgery Center, L.P.	CA	NIA	Arcadia JV Holdings, LLC	Ownership	51.000	UnitedHealth Group Incorporated	NO	2
		00000	92-1992686				ArchWell Health Medical Holdings, LLC	DE	NIA	ArchWell Health, LLC	Ownership	100.000	UnitedHealth Group Incorporated	NO	
		00000	92-2018253				ArchWell Health Medical of Florida, LLC	FL	NIA	ArchWell Health Medical Holdings, LLC	Ownership	100.000	UnitedHealth Group Incorporated	NO	
		00000	86-3124559				ArchWell Health MSO, LLC	DE	NIA	ArchWell Health, LLC	Ownership	100.000	UnitedHealth Group Incorporated	NO	
		00000	86-3278602				ArchWell Health Professional Services Holding Co.	DE	NIA	Physician(s) Owned	Influence	0.000	UnitedHealth Group Incorporated	NO	1
		00000	86-3152173				ArchWell Health Professional Services of Alabama, LLC	AL	NIA	ArchWell Health Professional Services Holding Co.	Ownership	100.000	UnitedHealth Group Incorporated	NO	1
		00000	87-2986923				ArchWell Health Professional Services of Arizona, LLC	AZ	NIA	ArchWell Health Professional Services Holding Co.	Ownership	100.000	UnitedHealth Group Incorporated	NO	1
		00000	86-3241870				ArchWell Health Professional Services of Kansas, P.A.	KS	NIA	Physician(s) Owned	Influence	0.000	UnitedHealth Group Incorporated	NO	1
		00000	88-1285211				ArchWell Health Professional Services of Nevada, P.C.	NV	NIA	Physician(s) Owned	Influence	0.000	UnitedHealth Group Incorporated	NO	1
		00000	86-3222071				ArchWell Health Professional Services of North Carolina, P.C.	NC	NIA	Physician(s) Owned	Influence	0.000	UnitedHealth Group Incorporated	NO	1
		00000	86-3190019				ArchWell Health Professional Services of Oklahoma, LLC	OK	NIA	ArchWell Health Professional Services Holding Co.	Ownership	100.000	UnitedHealth Group Incorporated	NO	1
		00000	88-3481216				ArchWell Health Professional Services. P.A.	FL	NIA	Physician(s) Owned	Influence	0.000	UnitedHealth Group Incorporated	NO	1
		00000	85-0496329				ArchWell Health, LLC	DE	NIA	Optum Growth Partners, LLC	Ownership	98.969	UnitedHealth Group Incorporated	NO	
		00000	46-4843100				Arise Physician Group	TX	NIA	SCA Austin Holdings, LLC	Ownership	100.000	UnitedHealth Group Incorporated	NO	

SCHEDULE Y

PART 1A - DETAIL OF INSURANCE HOLDING COMPANY SYSTEM

1 Group Code	2 Group Name	3 NAIC Company Code	4 ID Number	5 Federal RSSD	6 CIK	7 Name of Securities Exchange if Publicly Traded (U.S. or International)	8 Names of Parent, Subsidiaries Or Affiliates	9 Domiciliary Location	10 Relationship to Reporting Entity	11 Directly Controlled by (Name of Entity/Person)	12 Type of Control (Ownership, Board, Management, Attorney-in-Fact, Influence, Other)	13 If Control is Ownership Provide Percentage	14 Ultimate Controlling Entity(ies)/Person(s)	15 Is an SCA Filing Required? (Yes/No)	16 *
		00000	47-1017181				Arizona Health Care Group, LLC	AZ	NIA	LHC Group, Inc.	Ownership	100.000	UnitedHealth Group Incorporated	NO	
		00000					Arizona In-Home Healthcare Partnership-I, LLC	AZ	NIA	In-Home Healthcare Partnership, LLC	Ownership	100.000	UnitedHealth Group Incorporated	NO	
		00000	35-2581228				Arizona In-Home Healthcare Partnership-II, LLC	AZ	NIA	In-Home Healthcare Partnership, LLC	Ownership	100.000	UnitedHealth Group Incorporated	NO	
		00000	84-2209152				Arizona In-Home Healthcare Partnership-III, LLC	AZ	NIA	In-Home Healthcare Partnership, LLC	Ownership	100.000	UnitedHealth Group Incorporated	NO	
		00000	38-4023101				Arizona In-Home Partner-I, LLC	AZ	NIA	Arizona In-Home Healthcare Partnership-I, LLC	Ownership	100.000	UnitedHealth Group Incorporated	NO	
		00000	81-5027397				Arizona In-Home Partner-II, LLC	AZ	NIA	Arizona In-Home Healthcare Partnership-II, LLC	Ownership	100.000	UnitedHealth Group Incorporated	NO	
		00000	84-2275631				Arizona In-Home Partner-III, LLC	AZ	NIA	Arizona In-Home Healthcare Partnership-III, LLC	Ownership	100.000	UnitedHealth Group Incorporated	NO	
		00000	88-2057854				Arizona Physical Therapy Services of Cottonwood, LLC	AZ	NIA	Arizona Health Care Group, LLC	Ownership	100.000	UnitedHealth Group Incorporated	NO	
		00000	88-2870825				Arizona Physical Therapy Services of Mesa, LLC	AZ	NIA	Arizona Health Care Group, LLC	Ownership	100.000	UnitedHealth Group Incorporated	NO	
		00000	88-2870751				Arizona Physical Therapy Services of Phoenix, LLC	AZ	NIA	Arizona Health Care Group, LLC	Ownership	100.000	UnitedHealth Group Incorporated	NO	
		00000	88-2870908				Arizona Physical Therapy Services of Scottsdale, LLC	AZ	NIA	Arizona Health Care Group, LLC	Ownership	100.000	UnitedHealth Group Incorporated	NO	
		00000	86-0813232				Arizona Physicians IPA, Inc.	AZ	IA	UnitedHealthcare, Inc.	Ownership	100.000	UnitedHealth Group Incorporated	NO	
		00000	47-1770024				Arkansas Extended Care, LLC	AR	NIA	East Arkansas Health Holdings, LLC	Ownership	100.000	UnitedHealth Group Incorporated	NO	
		00000	54-2078932				Arkansas Health Care Group, LLC	AR	NIA	LHC Group, Inc.	Ownership	100.000	UnitedHealth Group Incorporated	NO	
		00000	81-3695165				Arkansas Healthcare Partners, LLC	AR	NIA	Arkansas Health Care Group, LLC	Ownership	100.000	UnitedHealth Group Incorporated	NO	
		00000	47-1716449				Arkansas Home Health Providers-III, LLC	AR	NIA	East Arkansas Health Holdings, LLC	Ownership	100.000	UnitedHealth Group Incorporated	NO	
		00000	47-1754828				Arkansas Home Health Providers-IV, LLC	AR	NIA	LHCG LXXXVIII, LLC	Ownership	100.000	UnitedHealth Group Incorporated	NO	
		00000	47-1783912				Arkansas Home Hospice, LLC	AR	NIA	East Arkansas Health Holdings, LLC	Ownership	100.000	UnitedHealth Group Incorporated	NO	
		00000	06-1778265				Arkansas HomeCare of Forrest City, LLC	AR	NIA	Arkansas Health Care Group, LLC	Ownership	100.000	UnitedHealth Group Incorporated	NO	
		00000	33-1154428				Arkansas HomeCare of Fulton, LLC	AR	NIA	Arkansas Health Care Group, LLC	Ownership	100.000	UnitedHealth Group Incorporated	NO	
		00000	20-3552602				Arkansas HomeCare of Hot Springs, LLC	AR	NIA	Arkansas Health Care Group, LLC	Ownership	100.000	UnitedHealth Group Incorporated	NO	
		00000	84-2216080				Arkansas In-Home Healthcare Partnership-I, LLC	AR	NIA	In-Home Healthcare Partnership, LLC	Ownership	100.000	UnitedHealth Group Incorporated	NO	
		00000	84-2221004				Arkansas In-Home Healthcare Partnership-II, LLC	AR	NIA	In-Home Healthcare Partnership, LLC	Ownership	100.000	UnitedHealth Group Incorporated	NO	
		00000	84-2301559				Arkansas In-Home Partner-I, LLC	AR	NIA	Arkansas In-Home Healthcare Partnership-I, LLC	Ownership	100.000	UnitedHealth Group Incorporated	NO	
		00000	84-2311081				Arkansas In-Home Partner-II, LLC	AR	NIA	Arkansas In-Home Healthcare Partnership-II, LLC	Ownership	100.000	UnitedHealth Group Incorporated	NO	
		00000	47-1808550				Arkansas Nursing Providers, LLC	AR	NIA	Arkansas Extended Care, LLC	Ownership	100.000	UnitedHealth Group Incorporated	NO	
		00000	84-4642424				Arkansas Physical Therapy Services of Conway, LLC	AR	NIA	Arkansas Health Care Group, LLC	Ownership	100.000	UnitedHealth Group Incorporated	NO	
		00000	88-2072782				Arkansas Physical Therapy Services of Rogers, LLC	AR	NIA	Arkansas Health Care Group, LLC	Ownership	100.000	UnitedHealth Group Incorporated	NO	
		00000	75-2055800				Arlington Surgery Center, LLC	TX	NIA	Surgical Care Affiliates, LLC	Influence	0.000	UnitedHealth Group Incorporated	NO	
		00000	33-0658815				ARTA Western California, Inc.	CA	NIA	Physician(s) Owned	Influence	0.000	UnitedHealth Group Incorporated	NO	1
		00000	46-3907136				ASC Holdings of New Jersey, LLC	NJ	NIA	SC Affiliates, LLC	Ownership	80.410	UnitedHealth Group Incorporated	NO	
		00000	95-4348431				ASC Network, LLC	DE	NIA	Surgical Care Affiliates, LLC	Ownership	100.000	UnitedHealth Group Incorporated	NO	
		00000	04-3403101				Aspectus, Inc.	MA	NIA	Reliant Medical Group, Inc.	Ownership	100.000	UnitedHealth Group Incorporated	NO	1
		00000	27-1755138				Assisted Care by Black Stone of Central Ohio, LLC	OH	NIA	Black Stone of Central Ohio, LLC	Ownership	100.000	UnitedHealth Group Incorporated	NO	

SCHEDULE Y

PART 1A - DETAIL OF INSURANCE HOLDING COMPANY SYSTEM

1 Group Code	2 Group Name	3 NAIC Company Code	4 ID Number	5 Federal RSSD	6 CIK	7 Name of Securities Exchange if Publicly Traded (U.S. or International)	8 Names of Parent, Subsidiaries Or Affiliates	9 Domiciliary Location	10 Relationship to Reporting Entity	11 Directly Controlled by (Name of Entity/Person)	12 Type of Control (Ownership, Board, Management, Attorney-in-Fact, Influence, Other)	13 If Control is Ownership Provide Percentage	14 Ultimate Controlling Entity(ies)/Person(s)	15 Is an SCA Filing Required? (Yes/No)	16 *
		00000	27-4109484				Assisted Care by Black Stone of Cincinnati, LLC	OH	NIA	Black Stone of Cincinnati, LLC	Ownership	100.000	UnitedHealth Group Incorporated	NO	
		00000	27-4109638				Assisted Care by Black Stone of Dayton, LLC	OH	NIA	Black Stone of Dayton, LLC	Ownership	100.000	UnitedHealth Group Incorporated	NO	
		00000	47-3253280				Assisted Care by Black Stone of Northwest Ohio, LLC	OH	NIA	Black Stone of Northwest Ohio, LLC	Ownership	100.000	UnitedHealth Group Incorporated	NO	
		00000	84-2342747				Assisted Care by Black Stone of Toledo, LLC	OH	NIA	Ohio Health Care Group, LLC	Ownership	100.000	UnitedHealth Group Incorporated	NO	
		00000	88-0369557				Assured Capital Partners, Inc.	NV	NIA	Washington Health Care Group, LLC	Ownership	100.000	UnitedHealth Group Incorporated	NO	
		00000	86-0882561				Astra Medical Clinic, PLLC	AZ	NIA	Physician United PLLC	Ownership	100.000	UnitedHealth Group Incorporated	NO	1
		00000	87-1477698				ASV-HOPCo-SCA Cornerstone, LLC	FL	NIA	PPH Holdings, LLC	Ownership	100.000	UnitedHealth Group Incorporated	NO	
		00000	87-3912899				ASV-HOPCo-SCA Florida, LLC	FL	NIA	SCA-First Coast, LLC	Ownership	39.220	UnitedHealth Group Incorporated	NO	2
		00000	16-1761067				Athens-Limestone HomeCare, LLC	AL	NIA	Alabama Health Care Group, LLC	Ownership	67.000	UnitedHealth Group Incorporated	NO	
		00000	58-1287486				Atlanta Outpatient Surgery Center, Inc.	GA	NIA	SC Affiliates, LLC	Ownership	100.000	UnitedHealth Group Incorporated	NO	
		00000	74-2452953				Atlanta Surgery Center, Ltd. (L.P.)	GA	NIA	Atlanta Outpatient Surgery Center, Inc.	Ownership	76.295	UnitedHealth Group Incorporated	NO	
		00000	22-3645443				Atlantic Gastro Surgicenter, LLC	NJ	NIA	Access Holding Company LLC	Ownership	57.500	UnitedHealth Group Incorporated	NO	
		00000	58-1863635				Atlantic Homeaid, Inc.	GA	NIA	Atlantic Homecare, Inc.	Ownership	100.000	UnitedHealth Group Incorporated	NO	
		00000	58-1811794				Atlantic Homecare, Inc.	GA	NIA	Georgia Health Care Group, L.L.C.	Ownership	100.000	UnitedHealth Group Incorporated	NO	
		00000					Atrius Health, Inc.	MA	NIA	Physician(s) Owned	Influence	0.000	UnitedHealth Group Incorporated	NO	1
		00000	87-1803974				Atrius MSO, LLC	DE	NIA	Collaborative Care Holdings, LLC	Ownership	100.000	UnitedHealth Group Incorporated	NO	
		00000	26-3389004				Augusta Home Care Services, LLC	DE	NIA	Eastern Georgia Partnership, LLC	Ownership	100.000	UnitedHealth Group Incorporated	NO	
		00000	87-1746405				Aventura Medical Tower Surgery Center, LLC	FL	NIA	SCA Aventura Holdings, LLC	Ownership	51.000	UnitedHealth Group Incorporated	NO	
		00000	84-5191428				Avery Parent Holdings, Inc.	DE	NIA	OptumHealth Holdings, LLC	Ownership	100.000	UnitedHealth Group Incorporated	NO	
		00000	20-4057813				Aveta Inc.	DE	NIA	Collaborative Care Holdings, LLC	Ownership	100.000	UnitedHealth Group Incorporated	NO	
		00000	30-0842394				AxelaCare Intermediate Holdings, LLC	DE	NIA	OptumRx, Inc.	Ownership	100.000	UnitedHealth Group Incorporated	NO	
		00000	61-1708598				AxelaCare, LLC	DE	NIA	AxelaCare Intermediate Holdings, LLC	Ownership	100.000	UnitedHealth Group Incorporated	NO	
		00000	72-1097827				B.R.A.S.S. Partnership in Commendam	LA	NIA	Surgery Center Holding, LLC	Ownership	48.190	UnitedHealth Group Incorporated	NO	2
		00000	98-1462787				Banmédica Colombia S.A.S.	COL	NIA	Banmédica Internacional SpA	Ownership	100.000	UnitedHealth Group Incorporated	NO	
		00000	98-1444151				Banmédica Internacional SpA	CHL	NIA	Banmédica S.A.	Ownership	99.000	UnitedHealth Group Incorporated	NO	
		00000	98-1444151				Banmédica Internacional SpA	CHL	NIA	Saden S.A.	Ownership	1.000	UnitedHealth Group Incorporated	NO	
		00000	98-1444127				Banmédica S.A.	CHL	NIA	Bordeaux Holding SpA	Ownership	99.390	UnitedHealth Group Incorporated	NO	
		00000	72-1506691				Baton Rouge HomeCare, L.L.C.	LA	NIA	Louisiana Health Care Group, L.L.C.	Ownership	100.000	UnitedHealth Group Incorporated	NO	
		00000	46-1642468				Bayfront HMA Home Health LLC	FL	NIA	Central Florida Partnership, LLC	Ownership	100.000	UnitedHealth Group Incorporated	NO	
		00000	47-4504390				Beach Surgical Holdings III, LLC	CA	NIA	Surgicare of La Veta, Inc.	Ownership	61.730	UnitedHealth Group Incorporated	NO	
		00000	37-1708521				Beach Surgical Holdings LLC	CA	NIA	SCA Surgicare of Laguna Hills, LLC	Ownership	49.000	UnitedHealth Group Incorporated	NO	2
		00000	26-3410883				Beauregard Memorial Hospital HomeCare, L.L.C.	LA	NIA	Louisiana Health Care Group, L.L.C.	Ownership	67.000	UnitedHealth Group Incorporated	NO	
		00000	33-0645967				Beaver Medical Group, P.C.	CA	NIA	MH Physician Three Holdco, a Medical Corporation	Ownership	100.000	UnitedHealth Group Incorporated	NO	1
		00000	88-0267857				Behavioral Healthcare Options, Inc.	NV	NIA	Sierra Health Services, Inc.	Ownership	100.000	UnitedHealth Group Incorporated	NO	
		00000	04-3316367				Behavioral Solutions, P.C.	MA	NIA	Physician(s) Owned	Influence	0.000	UnitedHealth Group Incorporated	NO	1
		00000	42-1485537				Benefit Administration for the Self Employed, L.L.C.	IA	NIA	HealthMarkets, LLC	Ownership	100.000	UnitedHealth Group Incorporated	NO	
		00000	46-1134506				Benefitter Insurance Solutions, Inc.	DE	NIA	HealthMarkets Insurance Agency, Inc.	Ownership	100.000	UnitedHealth Group Incorporated	NO	
		00000	22-2848531				Bergen-Passaic Cataract Laser and Surgery Center, LLC	DE	NIA	Virtua-SCA Holdings, LLC	Ownership	53.631	UnitedHealth Group Incorporated	NO	2
		00000	26-3376776				Berwick Home Care Services, LLC	DE	NIA	AFAM Holding Co III, LLC	Ownership	100.000	UnitedHealth Group Incorporated	NO	
		00000	47-4349079				Better Health Value Network, LLC	WA	NIA	Physician(s) Owned	Influence	0.000	UnitedHealth Group Incorporated	NO	1
		00000	22-3858211				Bexar Imaging Center, LLC	TX	NIA	WellMed Networks, Inc.	Ownership	100.000	UnitedHealth Group Incorporated	NO	1
		00000	51-0606314				BGR Acquisition, LLC	FL	NIA	SunCrest Healthcare, Inc.	Ownership	100.000	UnitedHealth Group Incorporated	NO	
		00000	06-1137222				BHC Services, Inc.	NY	NIA	National Health Industries, Inc.	Ownership	100.000	UnitedHealth Group Incorporated	NO	

SCHEDULE Y

PART 1A - DETAIL OF INSURANCE HOLDING COMPANY SYSTEM

1 Group Code	2 Group Name	3 NAIC Company Code	4 ID Number	5 Federal RSSD	6 CIK	7 Name of Securities Exchange if Publicly Traded (U.S. or International)	8 Names of Parent, Subsidiaries Or Affiliates	9 Domiciliary Location	10 Relationship to Reporting Entity	11 Directly Controlled by (Name of Entity/Person)	12 Type of Control (Ownership, Board, Management, Attorney-in-Fact, Influence, Other)	13 If Control is Ownership Provide Percentage	14 Ultimate Controlling Entity(ies)/Person(s)	15 Is an SCA Filing Required? (Yes/No)	16 *
		00000	32-0408624				Birmingham Home Care Services, LLC	DE	NIA	AF-CH-HH, LLC	Ownership	100.000	UnitedHealth Group Incorporated	NO	
		00000	63-0984076				Birmingham Outpatient Surgery Center, Ltd.	AL	NIA	Birmingham Outpatient Surgical Center, LLC	Ownership	29.643	UnitedHealth Group Incorporated	NO	2
		00000	63-0847380				Birmingham Outpatient Surgical Center, LLC	DE	NIA	Surgery Center Holding, LLC	Ownership	100.000	UnitedHealth Group Incorporated	NO	
		00000	27-1746397				Black Stone of Central Ohio, LLC	OH	NIA	Black Stone Operations, LLC	Ownership	100.000	UnitedHealth Group Incorporated	NO	
		00000	27-4109221				Black Stone of Cincinnati, LLC	OH	NIA	Black Stone Operations, LLC	Ownership	100.000	UnitedHealth Group Incorporated	NO	
		00000	27-4109305				Black Stone of Dayton, LLC	OH	NIA	Black Stone Operations, LLC	Ownership	100.000	UnitedHealth Group Incorporated	NO	
		00000	47-2166181				Black Stone of Northeast Ohio, LLC	OH	NIA	Black Stone Operations, LLC	Ownership	100.000	UnitedHealth Group Incorporated	NO	
		00000	90-1020734				Black Stone of Northwest Ohio, LLC	OH	NIA	Black Stone Operations, LLC	Ownership	100.000	UnitedHealth Group Incorporated	NO	
		00000	90-1028083				Black Stone Operations, LLC	OH	NIA	National Health Industries, Inc.	Ownership	100.000	UnitedHealth Group Incorporated	NO	
		00000	20-1902460				Blackstone Group, LLC	OH	NIA	Black Stone Operations, LLC	Ownership	100.000	UnitedHealth Group Incorporated	NO	
		00000	31-1462432				Blackstone Health Care, LLC	OH	NIA	Black Stone Operations, LLC	Ownership	100.000	UnitedHealth Group Incorporated	NO	
		00000	47-4758895				Bloomfield ASC, LLC	CT	NIA	SCA Bloomfield Holdings, LLC	Ownership	58.391	UnitedHealth Group Incorporated	NO	
		00000	38-3859193				Blue Island Home Care Services, LLC	DE	NIA	Illinois Home Care Holdings, LLC	Ownership	1.000	UnitedHealth Group Incorporated	NO	
		00000	38-3859193				Blue Island Home Care Services, LLC	DE	NIA	AFAM Holding Co, LLC	Ownership	99.000	UnitedHealth Group Incorporated	NO	
		00000	62-1530122				Blue Ridge Day Surgery Center, L.P.	TN	NIA	Blue Ridge GP, LLC	Ownership	34.635	UnitedHealth Group Incorporated	NO	2
		00000	27-2241593				Blue Ridge GP, LLC	NC	NIA	SCA-Blue Ridge, LLC	Ownership	100.000	UnitedHealth Group Incorporated	NO	
		00000	47-4035861				Bluegrass Accountable Care, LLC	KY	NIA	Imperium Health Management, LLC	Ownership	100.000	UnitedHealth Group Incorporated	NO	
		00000	65-0241934				Boca Raton Outpatient Surgery & Laser Center, LTD.	FL	NIA	Surgery Center of Boca Raton, Inc.	Ownership	24.000	UnitedHealth Group Incorporated	NO	2
		00000	46-4213826				Body Image Therapy Center Intensive LLC	MD	NIA	Refresh Mental Health, Inc.	Ownership	100.000	UnitedHealth Group Incorporated	NO	
		00000	20-8826558				Boone Memorial HomeCare, LLC	WV	NIA	West Virginia Health Care Group, LLC	Ownership	100.000	UnitedHealth Group Incorporated	NO	
		00000	98-1396690				Bordeaux (Barbados) Holdings I, SRL	BRB	NIA	FrontierMEDEX US, Inc.	Ownership	100.000	UnitedHealth Group Incorporated	NO	
		00000	98-1396559				Bordeaux (Barbados) Holdings II, SRL	BRB	NIA	Bordeaux (Barbados) Holdings I, SRL	Ownership	100.000	UnitedHealth Group Incorporated	NO	
		00000	98-1398490				Bordeaux Holding SpA	CHL	NIA	Aquitania Chilean Holding SpA	Ownership	100.000	UnitedHealth Group Incorporated	NO	
		00000	82-3147824				Bordeaux International Holdings, Inc.	DE	NIA	UnitedHealth Group Incorporated	Ownership	100.000	UnitedHealth Group Incorporated	NO	
		00000	98-1390574				Bordeaux UK Holdings I Limited	GBR	NIA	Bordeaux International Holdings, Inc.	Ownership	3.295	UnitedHealth Group Incorporated	NO	
		00000	98-1390574				Bordeaux UK Holdings I Limited	GBR	NIA	FrontierMEDEX US, Inc.	Ownership	96.705	UnitedHealth Group Incorporated	NO	
		00000	98-1391914				Bordeaux UK Holdings II Limited	GBR	NIA	Bordeaux UK Holdings I Limited	Ownership	100.000	UnitedHealth Group Incorporated	NO	
		00000	98-1389224				Bordeaux UK Holdings III Limited	GBR	NIA	Bordeaux UK Holdings II Limited	Ownership	100.000	UnitedHealth Group Incorporated	NO	
		00000	98-1112673				Bosque Medical Center Ltda.	BRA	NIA	Esho - Empresa de Serviços Hospitalares S.A.	Ownership	16.911	UnitedHealth Group Incorporated	NO	
		00000	98-1112673				Bosque Medical Center Ltda.	BRA	NIA	Amil Assistência Médica Internacional S.A.	Ownership	83.089	UnitedHealth Group Incorporated	NO	
		00000	16-1270177				Bracor, Inc.	NY	NIA	National Health Industries, Inc.	Ownership	100.000	UnitedHealth Group Incorporated	NO	
		00000	20-2387834				Brandon Ambulatory Surgery Center, LC	FL	NIA	SCA-Brandon, LLC	Ownership	95.880	UnitedHealth Group Incorporated	NO	
		00000	20-2387834				Brandon Ambulatory Surgery Center, LC	FL	NIA	SC Affiliates, LLC	Ownership	3.120	UnitedHealth Group Incorporated	NO	
		00000	20-2387834				Brandon Ambulatory Surgery Center, LC	FL	NIA	Endoscopy Center Affiliates, Inc.	Ownership	1.000	UnitedHealth Group Incorporated	NO	
		00000	27-3142265				Brevard HMA Home Health, LLC	FL	NIA	AFAM Holding Co, LLC	Ownership	100.000	UnitedHealth Group Incorporated	NO	
		00000	27-3142339				Brevard HMA Hospice, LLC	FL	NIA	AFAM Holding Co, LLC	Ownership	100.000	UnitedHealth Group Incorporated	NO	
		00000	81-5146379				Brighter Financial, Inc.	DE	NIA	Optum Financial, Inc.	Ownership	100.000	UnitedHealth Group Incorporated	NO	
		00000	90-0884047				BriovaRx Infusion Services 102, LLC	DE	NIA	Optum Infusion Services 500, Inc.	Ownership	100.000	UnitedHealth Group Incorporated	NO	
		00000	11-3647935				BriovaRx of Florida, Inc.	DE	NIA	OptumRx PBM of Illinois, Inc.	Ownership	100.000	UnitedHealth Group Incorporated	NO	
		00000	01-0516051				BriovaRx of Maine, Inc.	ME	NIA	OptumRx PBM of Illinois, Inc.	Ownership	100.000	UnitedHealth Group Incorporated	NO	
		00000	27-3331130				BriovaRx of Massachusetts, LLC	MA	NIA	OptumRx PBM of Illinois, Inc.	Ownership	100.000	UnitedHealth Group Incorporated	NO	
		00000	46-2849765				Brookdale Hospice of Philadelphia, LLC	DE	NIA	Health at Home Holdings, LLC	Ownership	100.000	UnitedHealth Group Incorporated	NO	
		00000	32-0399009				California Health Care Group, LLC	CA	NIA	LHC Group, Inc.	Ownership	100.000	UnitedHealth Group Incorporated	NO	
		00000	20-1711131				California Medical Group Insurance Company, Risk Retention Group	AZ	NIA	OptumCare Management, LLC	Ownership	67.010	UnitedHealth Group Incorporated	NO	
		00000	81-0881243				California Spring Holdings, PC	CA	NIA	Physician(s) Owned	Influence	0.000	UnitedHealth Group Incorporated	NO	1

SCHEDULE Y

PART 1A - DETAIL OF INSURANCE HOLDING COMPANY SYSTEM

1 Group Code	2 Group Name	3 NAIC Company Code	4 ID Number	5 Federal RSSD	6 CIK	7 Name of Securities Exchange if Publicly Traded (U.S. or International)	8 Names of Parent, Subsidiaries Or Affiliates	9 Domiciliary Location	10 Relationship to Reporting Entity	11 Directly Controlled by (Name of Entity/Person)	12 Type of Control (Ownership, Board, Management, Attorney-in-Fact, Influence, Other)	13 If Control is Ownership Provide Percentage	14 Ultimate Controlling Entity(ies)/Person(s)	15 Is an SCA Filing Required? (Yes/No)	16 *
		00000	20-0591577				Cambridge Home Health Care Holdings, Inc.	DE	NIA	National Health Industries, Inc.	Ownership	100.000	UnitedHealth Group Incorporated	NO	
		00000	34-1772291				Cambridge Home Health Care, Inc.	OH	NIA	Cambridge Home Health Care Holdings, Inc.	Ownership	100.000	UnitedHealth Group Incorporated	NO	
		00000	34-1772292				Cambridge Home Health Care, Inc./Private	OH	NIA	Cambridge Home Health Care Holdings, Inc.	Ownership	100.000	UnitedHealth Group Incorporated	NO	
		00000	84-2342721				Cambridge Personal Care, LLC	OH	NIA	Ohio Health Care Group, LLC	Ownership	100.000	UnitedHealth Group Incorporated	NO	
		00000	27-0944633				Camden HomeCare, LLC	AL	NIA	Alabama Health Care Group, LLC	Ownership	100.000	UnitedHealth Group Incorporated	NO	
		00000	52-1597478				Camp Hill Ambulatory Centers	PA	NIA	Camp Hill-SCA Centers, LLC	Ownership	99.000	UnitedHealth Group Incorporated	NO	2
		00000	52-1597478				Camp Hill Ambulatory Centers	PA	NIA	Endoscopy Center Affiliates, Inc.	Ownership	1.000	UnitedHealth Group Incorporated	NO	2
		00000	52-1597484				Camp Hill-SCA Centers, LLC	DE	NIA	SC Affiliates, LLC	Ownership	100.000	UnitedHealth Group Incorporated	NO	
		00000	26-3385545				Cape Fear Valley HomeCare and Hospice, LLC	NC	NIA	North Carolina Health Care Group, LLC	Ownership	67.000	UnitedHealth Group Incorporated	NO	
		00000	27-3955254				Capital City Medical Group, L.L.C.	LA	NIA	UnitedHealthcare, Inc.	Ownership	100.000	UnitedHealth Group Incorporated	NO	
		00000	14-1940881				Capstone Behavioral Health, Inc.	NE	NIA	Refresh Mental Health, Inc.	Ownership	100.000	UnitedHealth Group Incorporated	NO	
		00000	47-1130641				Carbondale Counseling Associates, PLLC	IL	NIA	Physician(s) Owned	Influence	0.000	UnitedHealth Group Incorporated	NO	1
		00000	27-0564326				Care Advisors by Black Stone, LLC	OH	NIA	Black Stone of Cincinnati, LLC	Ownership	100.000	UnitedHealth Group Incorporated	NO	
0707	UnitedHealth Group Incorporated	12558	45-4976934				Care Improvement Plus of Texas Insurance Company	TX	IA	XLHealth Corporation	Ownership	100.000	UnitedHealth Group Incorporated	NO	
0707	UnitedHealth Group Incorporated	12567	20-3888112				Care Improvement Plus South Central Insurance Company	NE	IA	XLHealth Corporation	Ownership	100.000	UnitedHealth Group Incorporated	NO	
0707	UnitedHealth Group Incorporated	14041	27-5038136				Care Improvement Plus Wisconsin Insurance Company	WI	IA	XLHealth Corporation	Ownership	100.000	UnitedHealth Group Incorporated	NO	
		00000	83-0585009				Care Logistics, LLC	DE	NIA	Penzo Enterprises, LLC	Ownership	100.000	UnitedHealth Group Incorporated	NO	
		00000					CareMount Dental Member, LLC	DE	NIA	CareMount Health Solutions, LLC	Ownership	100.000	UnitedHealth Group Incorporated	NO	
		00000					CareMount Health Solutions ACO, LLC	NY	NIA	Optum Medical Care, P.C.	Ownership	100.000	UnitedHealth Group Incorporated	NO	1
		00000	83-3555743				CareMount Health Solutions Employer, LLC	DE	NIA	CareMount Holding, LLC	Ownership	1.000	UnitedHealth Group Incorporated	NO	
		00000	83-3555743				CareMount Health Solutions Employer, LLC	DE	NIA	CareMount Health Solutions, LLC	Ownership	99.000	UnitedHealth Group Incorporated	NO	
		00000	38-4103290				CareMount Health Solutions, LLC	DE	NIA	Collaborative Care Holdings, LLC	Ownership	100.000	UnitedHealth Group Incorporated	NO	
		00000	82-1419537				CareMount Holding, LLC	NY	NIA	CareMount Health Solutions, LLC	Ownership	100.000	UnitedHealth Group Incorporated	NO	
		00000	84-3894124				CareMount Value Partners IPA, LLC	NY	NIA	CareMount Health Solutions, LLC	Ownership	100.000	UnitedHealth Group Incorporated	NO	
		00000	61-1306845				Caretenders of Cleveland, Inc.	KY	NIA	National Health Industries, Inc.	Ownership	100.000	UnitedHealth Group Incorporated	NO	
		00000	61-1302995				Caretenders of Columbus, Inc.	KY	NIA	National Health Industries, Inc.	Ownership	100.000	UnitedHealth Group Incorporated	NO	
		00000	20-5890994				Caretenders of Jacksonville, LLC	FL	NIA	National Health Industries, Inc.	Ownership	100.000	UnitedHealth Group Incorporated	NO	
		00000	61-1326749				Caretenders Visiting Services Employment Company, Inc.	KY	NIA	National Health Industries, Inc.	Ownership	100.000	UnitedHealth Group Incorporated	NO	
		00000	30-0425709				Caretenders Visiting Services of District 6, LLC	KY	NIA	National Health Industries, Inc.	Ownership	100.000	UnitedHealth Group Incorporated	NO	
		00000	30-0425714				Caretenders Visiting Services of District 7, LLC	KY	NIA	National Health Industries, Inc.	Ownership	100.000	UnitedHealth Group Incorporated	NO	
		00000	30-0425715				Caretenders Visiting Services of Gainesville, LLC	FL	NIA	National Health Industries, Inc.	Ownership	100.000	UnitedHealth Group Incorporated	NO	
		00000	20-5826497				Caretenders Visiting Services of Hernando County, LLC	FL	NIA	National Health Industries, Inc.	Ownership	100.000	UnitedHealth Group Incorporated	NO	
		00000	20-3021812				Caretenders Visiting Services of Kentuckiana, LLC	KY	NIA	National Health Industries, Inc.	Ownership	100.000	UnitedHealth Group Incorporated	NO	
		00000	20-4522444				Caretenders Visiting Services of Ocala, LLC	FL	NIA	National Health Industries, Inc.	Ownership	100.000	UnitedHealth Group Incorporated	NO	
		00000	30-0425717				Caretenders Visiting Services of Orlando, LLC	KY	NIA	National Health Industries, Inc.	Ownership	100.000	UnitedHealth Group Incorporated	NO	
		00000	20-5826531				Caretenders Visiting Services of Pinellas County, LLC	FL	NIA	National Health Industries, Inc.	Ownership	100.000	UnitedHealth Group Incorporated	NO	
		00000	20-5826553				Caretenders Visiting Services of Southern Illinois, LLC	IL	NIA	National Health Industries, Inc.	Ownership	100.000	UnitedHealth Group Incorporated	NO	

SCHEDULE Y

PART 1A - DETAIL OF INSURANCE HOLDING COMPANY SYSTEM

1 Group Code	2 Group Name	3 NAIC Company Code	4 ID Number	5 Federal RSSD	6 CIK	7 Name of Securities Exchange if Publicly Traded (U.S. or International)	8 Names of Parent, Subsidiaries Or Affiliates	9 Domiciliary Location	10 Relationship to Reporting Entity	11 Directly Controlled by (Name of Entity/Person)	12 Type of Control (Ownership, Board, Management, Attorney-in-Fact, Influence, Other)	13 If Control is Ownership Provide Percentage	14 Ultimate Controlling Entity(ies)/Person(s)	15 Is an SCA Filing Required? (Yes/No)	16 *
		00000	20-2910357				Caretenders Visiting Services of St. Augustine, LLC	FL	NIA	National Health Industries, Inc.	Ownership	100.000	UnitedHealth Group Incorporated	NO	
		00000	20-5826598				Caretenders Visiting Services of St. Louis, LLC	MO	NIA	National Health Industries, Inc.	Ownership	100.000	UnitedHealth Group Incorporated	NO	
		00000	27-3756374				Caretenders VNA of Ohio, LLC	OH	NIA	National Health Industries, Inc.	Ownership	100.000	UnitedHealth Group Incorporated	NO	
		00000	26-1258759				Caretenders VS of Boston, LLC	MA	NIA	National Health Industries, Inc.	Ownership	100.000	UnitedHealth Group Incorporated	NO	
		00000	26-1259391				Caretenders VS of Central KY, LLC	KY	NIA	National Health Industries, Inc.	Ownership	100.000	UnitedHealth Group Incorporated	NO	
		00000	26-3632764				Caretenders VS of Lincoln Trail, LLC	KY	NIA	National Health Industries, Inc.	Ownership	100.000	UnitedHealth Group Incorporated	NO	
		00000	26-1264112				Caretenders VS of Louisville, LLC	KY	NIA	National Health Industries, Inc.	Ownership	100.000	UnitedHealth Group Incorporated	NO	
		00000	26-3706241				Caretenders VS of Ohio, LLC	OH	NIA	National Health Industries, Inc.	Ownership	100.000	UnitedHealth Group Incorporated	NO	
		00000	45-1139239				Caretenders VS of SE Ohio, LLC	OH	NIA	National Health Industries, Inc.	Ownership	100.000	UnitedHealth Group Incorporated	NO	
		00000	26-1258938				Caretenders VS of Western KY, LLC	KY	NIA	National Health Industries, Inc.	Ownership	100.000	UnitedHealth Group Incorporated	NO	
		00000	56-1780933				Carolina Behavioral Care, P.A.	NC	NIA	Physician(s) Owned	Influence	0.000	UnitedHealth Group Incorporated	NO	1
		00000	52-2072546				Carroll Counseling Center LLC	MD	NIA	Physician(s) Owned	Influence	0.000	UnitedHealth Group Incorporated	NO	1
		00000	98-1328471				Casa de Saúde Santa Therezinha Ltda.	BRA	NIA	Hospital Alvorada Taguatinga Ltda.	Ownership	100.000	UnitedHealth Group Incorporated	NO	
		00000	98-1328471				Casa de Saúde Santa Therezinha Ltda.	BRA	NIA	Esho - Empresa de Serviços Hospitalares S.A.	Ownership	0.000	UnitedHealth Group Incorporated	NO	
		00000	81-3020487				Castle Hills Surgicare, LLC	TX	NIA	Surgical Care Affiliates, LLC	Influence	0.000	UnitedHealth Group Incorporated	NO	
		00000	82-5207935				Castle Rock SurgiCenter, LLC	CO	NIA	SC Affiliates, LLC	Ownership	0.955	UnitedHealth Group Incorporated	NO	
		00000	82-5207935				Castle Rock SurgiCenter, LLC	CO	NIA	SCA-Castle Rock, LLC	Ownership	51.000	UnitedHealth Group Incorporated	NO	
		00000	20-5807941				Catalyst360, LLC	DE	NIA	Optum Services, Inc.	Ownership	100.000	UnitedHealth Group Incorporated	NO	
		00000	98-1069737				Catamaran S.á.r.l.	LUX	NIA	UnitedHealthcare International II S.á r.l.	Ownership	100.000	UnitedHealth Group Incorporated	NO	
		00000	82-1715584				CCEC Anesthesia Management, LLC	TX	NIA	Corpus Christi Endoscopy Center, L.L.P.	Ownership	100.000	UnitedHealth Group Incorporated	NO	2
		00000					CDC Holdings Colombia S.A.S.	COL	NIA	Bordeaux UK Holdings II Limited	Ownership	100.000	UnitedHealth Group Incorporated	NO	
		00000	62-1358032				Cedar Creek Home Health Care Agency, LLC	TN	NIA	Elk Valley Professional Affiliates, Inc.	Ownership	100.000	UnitedHealth Group Incorporated	NO	
		00000	85-3868373				Cedar Park JV Partners, LLC	TX	NIA	SCA Cedar Park Holdings, LLC	Ownership	43.700	UnitedHealth Group Incorporated	NO	2
		00000	27-2533497				Cedar Park Surgery Center, LLC	TX	NIA	Cedar Park JV Partners, LLC	Ownership	35.500	UnitedHealth Group Incorporated	NO	2
		00000	27-2533497				Cedar Park Surgery Center, LLC	TX	NIA	SCA Cedar Park Holdings, LLC	Ownership	19.660	UnitedHealth Group Incorporated	NO	2
		00000	98-1111491				Cemed Care - Empresa de Atendimento Clínico Geral Ltda.	BRA	NIA	Esho - Empresa de Serviços Hospitalares S.A.	Ownership	0.000	UnitedHealth Group Incorporated	NO	
		00000	98-1111491				Cemed Care - Empresa de Atendimento Clínico Geral Ltda.	BRA	NIA	Amil Assistência Médica Internacional S.A.	Ownership	100.000	UnitedHealth Group Incorporated	NO	
		00000					Center for Quality Improvement, LLC	DE	NIA	OptumRx Holdings, LLC	Ownership	100.000	UnitedHealth Group Incorporated	NO	
		00000	85-3324771				Center for Restorative Surgery at Maple Grove, LLC	MN	NIA	SCA Maple Grove Holdings, LLC	Ownership	55.381	UnitedHealth Group Incorporated	NO	2
		00000	33-0483510				Centers for Family Medicine, GP	CA	NIA	MH Physician Three Holdco, a Medical Corporation	Ownership	99.000	UnitedHealth Group Incorporated	NO	1
		00000	84-4741808				Central Florida Partnership, LLC	FL	NIA	LHC Health Care Group of Florida, LLC	Ownership	60.000	UnitedHealth Group Incorporated	NO	
		00000	22-3669777				Central Jersey Ambulatory Surgical Center, L.L.C.	NJ	NIA	Physicians Endoscopy, L.L.C.	Ownership	60.000	UnitedHealth Group Incorporated	NO	
		00000	20-4408565				Centre Home Care LLC	AL	NIA	AFAM Holding Co, LLC	Ownership	100.000	UnitedHealth Group Incorporated	NO	
		00000					CentrifyHealth, LLC	DE	NIA	UnitedHealth Group Incorporated	Ownership	100.000	UnitedHealth Group Incorporated	NO	
		00000					Centro de Entrenamiento Capacitación en Reanimación SpA	CHL	NIA	Servicios Integrados de Salud Ltda.	Ownership	1.000	UnitedHealth Group Incorporated	NO	
		00000					Centro de Entrenamiento Capacitación en Reanimación SpA	CHL	NIA	Clínica Dávila y Servicios Médicos S.p.A.	Ownership	99.000	UnitedHealth Group Incorporated	NO	
		00000	98-1450490				Centro de Servicios Compartidos Banmédica SpA	CHL	NIA	Banmédica S.A.	Ownership	99.900	UnitedHealth Group Incorporated	NO	

SCHEDULE Y

PART 1A - DETAIL OF INSURANCE HOLDING COMPANY SYSTEM

1 Group Code	2 Group Name	3 NAIC Company Code	4 ID Number	5 Federal RSSD	6 CIK	7 Name of Securities Exchange if Publicly Traded (U.S. or International)	8 Names of Parent, Subsidiaries Or Affiliates	9 Domiciliary Location	10 Relationship to Reporting Entity	11 Directly Controlled by (Name of Entity/Person)	12 Type of Control (Ownership, Board, Management, Attorney-in-Fact, Influence, Other)	13 If Control is Ownership Provide Percentage	14 Ultimate Controlling Entity(ies)/Person(s)	15 Is an SCA Filing Required? (Yes/No)	16 *
		00000	98-1450490				Centro de Servicios Compartidos Banmédica SpA	CHL	NIA	Constructora Inmobiliaria Magapoq S.A.	Ownership	0.100	UnitedHealth Group Incorporated	NO	
		00000					Centro Médico Hospitalar Pitangueiras Ltda.	BRA	NIA	Esho - Empresa de Serviços Hospitalares S.A.	Ownership	100.000	UnitedHealth Group Incorporated	NO	
		00000					Centro Médico Hospitalar Pitangueiras Ltda.	BRA	NIA	Hospital Alvorada Taguatinga Ltda.	Ownership	0.000	UnitedHealth Group Incorporated	NO	
		00000	98-1457197				Centro Odontológico Americano S.A.C.	PER	NIA	Pacífico S.A. Entidad Prestadora de Salud	Ownership	80.000	UnitedHealth Group Incorporated	NO	
		00000	98-1451635				Centromed Quilpué S.A.	CHL	NIA	Administradora Médica Centromed S.A.	Ownership	93.450	UnitedHealth Group Incorporated	NO	
		00000					Centros Médicos y Dentales Multimed Ltda.	CHL	NIA	Clínica Dávila y Servicios Médicos S.p.A.	Ownership	0.010	UnitedHealth Group Incorporated	NO	
		00000					Centros Médicos y Dentales Multimed Ltda.	CHL	NIA	Omesa SpA	Ownership	99.990	UnitedHealth Group Incorporated	NO	
0707	UnitedHealth Group Incorporated	42765	42-1194107				Centurion Casualty Company	NE	IA	Specialty Benefits, LLC	Ownership	100.000	UnitedHealth Group Incorporated	NO	
		00000	82-2038975				Chalfont HoldCo, LLC	PA	NIA	Physicians Endoscopy, L.L.C.	Ownership	100.000	UnitedHealth Group Incorporated	NO	
		00000	81-2173507				Change Encircle, LLC	DE	NIA	Change Healthcare Solutions, LLC	Ownership	100.000	UnitedHealth Group Incorporated	NO	
		00000	46-0809500				Change Healthcare Advocates, LLC	DE	NIA	Change Healthcare Resources LLC	Ownership	100.000	UnitedHealth Group Incorporated	NO	
		00000	20-2058917				Change Healthcare Business Fulfillment, LLC	DE	NIA	Change Healthcare Operations, LLC	Ownership	100.000	UnitedHealth Group Incorporated	NO	
		00000					Change Healthcare Canada Company	CAN	NIA	Change Healthcare Ireland Limited	Ownership	100.000	UnitedHealth Group Incorporated	NO	
		00000	20-5716738				Change Healthcare Communications, LLC	DE	NIA	Change Healthcare Solutions, LLC	Ownership	100.000	UnitedHealth Group Incorporated	NO	
		00000	16-1744317				Change Healthcare Correspondence Services, Inc.	TX	NIA	Change Healthcare Operations, LLC	Ownership	100.000	UnitedHealth Group Incorporated	NO	
		00000	26-1147719				Change Healthcare Engagement Solutions, Inc.	DE	NIA	Change Healthcare Solutions, LLC	Ownership	100.000	UnitedHealth Group Incorporated	NO	
		00000					Change Healthcare eRx Canada, Inc.	CAN	NIA	Change Healthcare Solutions, LLC	Ownership	100.000	UnitedHealth Group Incorporated	NO	
		00000	32-0515867				Change Healthcare Finance, Inc.	DE	NIA	Change Healthcare Holdings, LLC	Ownership	100.000	UnitedHealth Group Incorporated	NO	
		00000	45-4274703				Change Healthcare HealthQx, LLC	PA	NIA	Change Healthcare Technologies, LLC	Ownership	100.000	UnitedHealth Group Incorporated	NO	
		00000	92-1410925				Change Healthcare Holdco Inc.	DE	NIA	Change Healthcare Inc.	Ownership	69.300	UnitedHealth Group Incorporated	NO	
		00000	92-1410925				Change Healthcare Holdco Inc.	DE	NIA	PF2 PST Services LLC	Ownership	30.400	UnitedHealth Group Incorporated	NO	
		00000	92-1410925				Change Healthcare Holdco Inc.	DE	NIA	PF2 IP LLC	Ownership	0.300	UnitedHealth Group Incorporated	NO	
		00000	20-5799664				Change Healthcare Holdings, Inc.	DE	NIA	Change Healthcare Intermediate Holdings, Inc.	Ownership	100.000	UnitedHealth Group Incorporated	NO	
		00000	30-0955587				Change Healthcare Holdings, LLC	DE	NIA	Change Healthcare Intermediate Holdings, LLC	Ownership	100.000	UnitedHealth Group Incorporated	NO	
		00000					Change Healthcare Imaging Australia Pty Limited	AUS	NIA	Change Healthcare Solutions, LLC	Ownership	100.000	UnitedHealth Group Incorporated	NO	
		00000	82-2152098				Change Healthcare Inc.	DE	NIA	UnitedHealth Group Incorporated	Ownership	100.000	UnitedHealth Group Incorporated	NO	
		00000	98-1507218				Change Healthcare Innovation Israel Ltd.	ISR	NIA	Change Healthcare Technology Enabled Services, LLC	Ownership	100.000	UnitedHealth Group Incorporated	NO	
		00000	45-3637667				Change Healthcare Intermediate Holdings, Inc.	DE	NIA	Change Healthcare Performance, Inc.	Ownership	100.000	UnitedHealth Group Incorporated	NO	
		00000	38-4016792				Change Healthcare Intermediate Holdings, LLC	DE	NIA	Change Healthcare LLC	Ownership	100.000	UnitedHealth Group Incorporated	NO	
		00000					Change Healthcare Ireland Limited	IRL	NIA	Change Healthcare Solutions, LLC	Ownership	100.000	UnitedHealth Group Incorporated	NO	
		00000					Change Healthcare Ireland Solutions Limited	IRL	NIA	Change Healthcare Ireland Limited	Ownership	100.000	UnitedHealth Group Incorporated	NO	
		00000	98-0498566				Change Healthcare Israel Ltd.	ISR	NIA	Change Healthcare Ireland Limited	Ownership	100.000	UnitedHealth Group Incorporated	NO	
		00000	81-3611560				Change Healthcare LLC	DE	NIA	Change Healthcare Holdco Inc.	Ownership	100.000	UnitedHealth Group Incorporated	NO	
		00000	20-5731067				Change Healthcare Operations, LLC	DE	NIA	Change Healthcare Holdings, Inc.	Ownership	100.000	UnitedHealth Group Incorporated	NO	
		00000	26-3014624				Change Healthcare Payer Payment Integrity, LLC	DE	NIA	Change Healthcare Solutions, LLC	Ownership	100.000	UnitedHealth Group Incorporated	NO	
		00000	45-3637794				Change Healthcare Performance, Inc.	DE	NIA	Change Healthcare Holdings, LLC	Ownership	100.000	UnitedHealth Group Incorporated	NO	
		00000	01-0475134				Change Healthcare Pharmacy Solutions, Inc.	ME	NIA	Change Healthcare Solutions, LLC	Ownership	100.000	UnitedHealth Group Incorporated	NO	
		00000					Change Healthcare Philippines, Inc.	PHL	NIA	Change Healthcare Resources Holdings, Inc.	Ownership	100.000	UnitedHealth Group Incorporated	NO	

SCHEDULE Y

PART 1A - DETAIL OF INSURANCE HOLDING COMPANY SYSTEM

1 Group Code	2 Group Name	3 NAIC Company Code	4 ID Number	5 Federal RSSD	6 CIK	7 Name of Securities Exchange if Publicly Traded (U.S. or International)	8 Names of Parent, Subsidiaries Or Affiliates	9 Domiciliary Location	10 Relationship to Reporting Entity	11 Directly Controlled by (Name of Entity/Person)	12 Type of Control (Ownership, Board, Management, Attorney-in-Fact, Influence, Other)	13 If Control is Ownership Provide Percentage	14 Ultimate Controlling Entity(ies)/Person(s)	15 Is an SCA Filing Required? (Yes/No)	16 *
		00000	51-0370121				Change Healthcare Practice Management Solutions Group, Inc.	DE	NIA	Change Healthcare Holdings, Inc.	Ownership	100.000	UnitedHealth Group Incorporated	NO	
		00000	23-2939843				Change Healthcare Practice Management Solutions Investments, Inc.	DE	NIA	Change Healthcare Practice Management Solutions Group, Inc.	Ownership	100.000	UnitedHealth Group Incorporated	NO	
		00000	23-2939847				Change Healthcare Practice Management Solutions, Inc.	DE	NIA	Change Healthcare Practice Management Solutions Group, Inc.	Ownership	100.000	UnitedHealth Group Incorporated	NO	
		00000	27-1463418				Change Healthcare Puerto Rico, LLC	DE	NIA	Change Healthcare Resources LLC	Ownership	100.000	UnitedHealth Group Incorporated	NO	
		00000	27-4334265				Change Healthcare Resources Holdings, Inc.	DE	NIA	Change Healthcare Solutions, LLC	Ownership	100.000	UnitedHealth Group Incorporated	NO	
		00000	38-4120853				Change Healthcare Resources IPA, LLC	DE	NIA	Change Healthcare Resources LLC	Ownership	100.000	UnitedHealth Group Incorporated	NO	
		00000	27-2872345				Change Healthcare Resources LLC	DE	NIA	Change Healthcare Resources Holdings, Inc.	Ownership	100.000	UnitedHealth Group Incorporated	NO	
		00000	20-5716594				Change Healthcare Solutions, LLC	DE	NIA	Change Healthcare Operations, LLC	Ownership	100.000	UnitedHealth Group Incorporated	NO	
		00000	58-1651222				Change Healthcare Technologies, LLC	DE	NIA	Change Healthcare Holdings, LLC	Ownership	100.000	UnitedHealth Group Incorporated	NO	
		00000	58-1953146				Change Healthcare Technology Enabled Services, LLC	GA	NIA	Change Healthcare Holdings, LLC	Ownership	100.000	UnitedHealth Group Incorporated	NO	
		00000	98-1141129				Change Healthcare UK Holdings Limited	GBR	NIA	Change Healthcare Ireland Limited	Ownership	100.000	UnitedHealth Group Incorporated	NO	
		00000	46-1454664				Channel Islands Surgicenter Properties, LLC	DE	NIA	SCA Holding Company, Inc.	Ownership	62.743	UnitedHealth Group Incorporated	NO	
		00000	58-1709761				Charleston Surgery Center Limited Partnership	SC	NIA	SCA-Charleston, LLC	Ownership	25.955	UnitedHealth Group Incorporated	NO	2
		00000	56-1449531				Charlotte Surgery Center, LLC	NC	NIA	Charlotte-SC, LLC	Ownership	10.779	UnitedHealth Group Incorporated	NO	2
		00000	62-1262567				Charlotte-SC, LLC	DE	NIA	SC Affiliates, LLC	Ownership	100.000	UnitedHealth Group Incorporated	NO	
		00000	82-4075002				Chatham Orthopaedic ASC, LLC	GA	NIA	SCA-Chatham, LLC	Ownership	15.000	UnitedHealth Group Incorporated	NO	2
		00000	52-2008916				Chester River Home Care & Hospice, LLC	MD	NIA	Maryland Intermediary-IV, LLC	Ownership	100.000	UnitedHealth Group Incorporated	NO	
		00000	57-0876493				Chesterfield Visiting Nurses Service, Inc.	SC	NIA	Atlantic Homecare, Inc.	Ownership	100.000	UnitedHealth Group Incorporated	NO	
		00000	26-2389638				Childrens Surgery Center LLC	FL	NIA	SCA-Central Florida, LLC	Ownership	51.000	UnitedHealth Group Incorporated	NO	2
		00000	26-4651320				Christopher Stalberg, M.D., PLLC	AZ	NIA	Physician United PLLC	Ownership	100.000	UnitedHealth Group Incorporated	NO	1
		00000	27-1655973				Cielo House, Inc.	CA	NIA	Physician(s) Owned	Influence	0.000	UnitedHealth Group Incorporated	NO	1
		00000	62-1510209				Citrus Regional Surgery Center, L.P.	TN	NIA	SCA-Citrus, LLC	Ownership	57.000	UnitedHealth Group Incorporated	NO	
		00000	27-0204579				Claims Management Systems, Inc.	FL	NIA	Solstice Benefits, Inc.	Ownership	100.000	UnitedHealth Group Incorporated	NO	
		00000	80-0278168				Clarksville Home Care Services, LLC	DE	NIA	AF-CH-HH, LLC	Ownership	100.000	UnitedHealth Group Incorporated	NO	
		00000	11-3729602				Clay County Hospital Home Care, LLC	AL	NIA	Alabama Health Care Group, LLC	Ownership	90.000	UnitedHealth Group Incorporated	NO	
		00000	27-1374374				Clear Health Strategies, LLC	FL	NIA	Cruise DE, Inc.	Ownership	100.000	UnitedHealth Group Incorporated	NO	
		00000	20-3742012				Cleburne Surgical Center, LLC	TX	NIA	Surgical Care Affiliates, LLC	Influence	0.000	UnitedHealth Group Incorporated	NO	
		00000	26-3388524				Cleveland Home Care Services, LLC	DE	NIA	AF-CH-HH, LLC	Ownership	100.000	UnitedHealth Group Incorporated	NO	
		00000	98-1459640				Clínica Alameda SpA	CHL	NIA	Saden S.A.	Ownership	0.200	UnitedHealth Group Incorporated	NO	
		00000	98-1459640				Clínica Alameda SpA	CHL	NIA	Vida Integra S.p.A.	Ownership	99.800	UnitedHealth Group Incorporated	NO	
		00000	98-1443171				Clínica Bío Bío SpA	CHL	NIA	Banmédica S.A.	Ownership	0.000	UnitedHealth Group Incorporated	NO	
		00000	98-1443171				Clínica Bío Bío SpA	CHL	NIA	Inversiones Clínicas Santa María SpA	Ownership	100.000	UnitedHealth Group Incorporated	NO	
		00000	98-1442191				Clínica Ciudad del Mar S.A.	CHL	NIA	Inversiones Clínicas Santa María SpA	Ownership	100.000	UnitedHealth Group Incorporated	NO	
		00000	98-1442191				Clínica Ciudad del Mar S.A.	CHL	NIA	Banmédica S.A.	Ownership	0.000	UnitedHealth Group Incorporated	NO	
		00000	98-1446132				Clínica Dávila y Servicios Médicos S.p.A.	CHL	NIA	Clínica Santa María S.p.A.	Ownership	0.002	UnitedHealth Group Incorporated	NO	
		00000	98-1446132				Clínica Dávila y Servicios Médicos S.p.A.	CHL	NIA	Banmédica S.A.	Ownership	99.998	UnitedHealth Group Incorporated	NO	
		00000	98-1462343				Clínica San Felipe S.A.	PER	NIA	Pacífico S.A. Entidad Prestadora de Salud	Ownership	94.063	UnitedHealth Group Incorporated	NO	
		00000	98-1455936				Clínica Sánchez Ferrer S.A.	PER	NIA	Pacífico S.A. Entidad Prestadora de Salud	Ownership	100.000	UnitedHealth Group Incorporated	NO	
		00000	98-1442754				Clínica Santa María S.p.A.	CHL	NIA	Banmédica S.A.	Ownership	99.510	UnitedHealth Group Incorporated	NO	
		00000	98-1442745				Clínica Vespucio S.A.	CHL	NIA	Banmédica S.A.	Ownership	0.000	UnitedHealth Group Incorporated	NO	
		00000	98-1442745				Clínica Vespucio S.A.	CHL	NIA	Inversiones Clínicas Santa María SpA	Ownership	100.000	UnitedHealth Group Incorporated	NO	
		00000	46-2879718				Clinical Partners of Colorado Springs, LLC	CO	NIA	OptumCare Colorado, LLC	Ownership	50.000	UnitedHealth Group Incorporated	NO	
		00000	45-4406745				Clinton Home Health & Hospice, LLC	OK	NIA	AFAM Holding Co IV, LLC	Ownership	100.000	UnitedHealth Group Incorporated	NO	
		00000	20-2236024				Clinton Partners, LLC	MI	NIA	HFHS-SCA Holdings, LLC	Ownership	52.800	UnitedHealth Group Incorporated	NO	2

SCHEDULE Y

PART 1A - DETAIL OF INSURANCE HOLDING COMPANY SYSTEM

1 Group Code	2 Group Name	3 NAIC Company Code	4 ID Number	5 Federal RSSD	6 CIK	7 Name of Securities Exchange if Publicly Traded (U.S. or International)	8 Names of Parent, Subsidiaries Or Affiliates	9 Domiciliary Location	10 Relationship to Reporting Entity	11 Directly Controlled by (Name of Entity/Person)	12 Type of Control (Ownership, Board, Management, Attorney-in-Fact, Influence, Other)	13 If Control is Ownership Provide Percentage	14 Ultimate Controlling Entity(ies)/Person(s)	15 Is an SCA Filing Required? (Yes/No)	16 *
		00000	26-2688869				CMC Home Health and Hospice, LLC	AR	NIA	Arkansas Health Care Group, LLC	Ownership	100.000	UnitedHealth Group Incorporated	NO	
		00000	98-1277015				CMS - Central de Manipulação e Serviços Farmacêuticos Ltda.	BRA	NIA	Esho - Empresa de Serviços Hospitalares S.A.	Ownership	0.010	UnitedHealth Group Incorporated	NO	
		00000	98-1277015				CMS - Central de Manipulação e Serviços Farmacêuticos Ltda.	BRA	NIA	COI - Clínicas Oncológicas Integradas S.A.	Ownership	99.990	UnitedHealth Group Incorporated	NO	
		00000	27-1193028				Coalition for Advanced Pharmacy Services, Inc.	DE	NIA	OptumRx Home Delivery of Ohio, LLC	Ownership	0.116	UnitedHealth Group Incorporated	NO	
		00000	27-1193028				Coalition for Advanced Pharmacy Services, Inc.	DE	NIA	OptumRx PBM of Maryland, LLC	Ownership	5.341	UnitedHealth Group Incorporated	NO	
		00000	27-1193028				Coalition for Advanced Pharmacy Services, Inc.	DE	NIA	OptumRx Health Solutions, LLC	Ownership	93.266	UnitedHealth Group Incorporated	NO	
		00000	27-1193028				Coalition for Advanced Pharmacy Services, Inc.	DE	NIA	Optum Hospice Pharmacy Services, LLC	Ownership	1.277	UnitedHealth Group Incorporated	NO	
		00000	54-1565761				Coastal Counseling Center, Inc.	VA	NIA	Refresh Mental Health, Inc.	Ownership	100.000	UnitedHealth Group Incorporated	NO	
		00000	98-1444067				Cobranzas Banmédica SpA	CHL	NIA	Saden S.A.	Ownership	0.000	UnitedHealth Group Incorporated	NO	
		00000	98-1444067				Cobranzas Banmédica SpA	CHL	NIA	Banmédica S.A.	Ownership	100.000	UnitedHealth Group Incorporated	NO	
		00000	20-3056794				Cognitive-Behavioral Therapy Center of Western North Carolina, P.A.	NC	NIA	Physician(s) Owned	Influence	0.000	UnitedHealth Group Incorporated	NO	1
		00000	98-1276040				COI - Clínicas Oncológicas Integradas S.A.	BRA	NIA	Esho - Empresa de Serviços Hospitalares S.A.	Ownership	100.000	UnitedHealth Group Incorporated	NO	
		00000	27-2337616				Collaborative Care Holdings, LLC	DE	NIA	OptumHealth Holdings, LLC	Ownership	100.000	UnitedHealth Group Incorporated	NO	
		00000	27-2337487				Collaborative Care Services, Inc.	DE	NIA	Collaborative Care Holdings, LLC	Ownership	100.000	UnitedHealth Group Incorporated	NO	
		00000	45-2614005				Collaborative Realty, LLC	NY	NIA	Collaborative Care Holdings, LLC	Ownership	100.000	UnitedHealth Group Incorporated	NO	
		00000					Colmedica Medicina Prepagada S.A.	COL	NIA	Constructora Inmobiliaria Magapoq S.A.	Ownership	0.000	UnitedHealth Group Incorporated	NO	
		00000					Colmedica Medicina Prepagada S.A.	COL	NIA	Banmédica S.A.	Ownership	76.270	UnitedHealth Group Incorporated	NO	
		00000	02-0626080				Colonial Family Practice, L.L.C.	SC	NIA	Optum Medical Group, P.A.	Ownership	100.000	UnitedHealth Group Incorporated	NO	1
		00000	83-1529015				Colonial Outpatient Surgery Center, LLC	FL	NIA	SCA-Colonial Partners, LLC	Ownership	51.000	UnitedHealth Group Incorporated	NO	
		00000	83-1529015				Colonial Outpatient Surgery Center, LLC	FL	NIA	SC Affiliates, LLC	Ownership	14.500	UnitedHealth Group Incorporated	NO	
		00000	61-1870845				Colonial Practice Management, LLC	DE	NIA	Collaborative Care Holdings, LLC	Ownership	100.000	UnitedHealth Group Incorporated	NO	
		00000	47-4049624				Colorado Clinical Partners, LLC	CO	NIA	Imperium Health Management, LLC	Ownership	100.000	UnitedHealth Group Incorporated	NO	
		00000	38-3934017				Colorado Health Care Group, LLC	CO	NIA	LHC Group, Inc.	Ownership	100.000	UnitedHealth Group Incorporated	NO	
		00000	36-4855703				Colorado In-Home Healthcare Partnership-I, LLC	CO	NIA	Colorado Health Care Group, LLC	Ownership	100.000	UnitedHealth Group Incorporated	NO	
		00000	61-1813323				Colorado In-Home Partner-I, LLC	CO	NIA	Colorado In-Home Healthcare Partnership-I, LLC	Ownership	100.000	UnitedHealth Group Incorporated	NO	
		00000	37-1636677				Colorado Innovative Physician Solutions, Inc.	CO	NIA	OptumCare Colorado, LLC	Ownership	100.000	UnitedHealth Group Incorporated	NO	
		00000	84-1160450				Colorado Springs Surgery Center, Ltd.	CO	NIA	SCA-Colorado Springs, LLC	Ownership	95.000	UnitedHealth Group Incorporated	NO	
		00000	52-2052733				Columbia Counseling Center P.A.	MD	NIA	Physician(s) Owned	Influence	0.000	UnitedHealth Group Incorporated	NO	1
		00000	11-3647007				Comfort Care Transportation, LLC	TX	NIA	WellMed Medical Management, Inc.	Ownership	100.000	UnitedHealth Group Incorporated	NO	
		00000	20-0896023				Community Hospice, LLC	MS	NIA	Halcyon Healthcare, LLC	Ownership	100.000	UnitedHealth Group Incorporated	NO	
		00000	20-4591877				Compassionate Healthcare Management Group, Inc.	GA	NIA	Compassionate Hospice of Georgia, Inc.	Ownership	100.000	UnitedHealth Group Incorporated	NO	
		00000	45-3245661				Compassionate Hospice of Georgia, Inc.	DE	NIA	Halcyon Healthcare, LLC	Ownership	100.000	UnitedHealth Group Incorporated	NO	
		00000	32-0551188				Connect Medical, P.C.	NY	NIA	Physician(s) Owned	Influence	0.000	UnitedHealth Group Incorporated	NO	1
		00000					Connecticut Health Care Group Holdings, LLC	CT	NIA	LHC Group, Inc.	Ownership	100.000	UnitedHealth Group Incorporated	NO	
		00000	06-1254084				Connecticut Home Health Care, Incorporated	CT	NIA	Bracor, Inc.	Ownership	100.000	UnitedHealth Group Incorporated	NO	
		00000	06-1592173				Connecticut Surgery Center, Limited Partnership	CT	NIA	Surgical Care Affiliates, LLC	Ownership	1.637	UnitedHealth Group Incorporated	NO	
		00000	06-1592173				Connecticut Surgery Center, Limited Partnership	CT	NIA	Connecticut Surgical Center, LLC	Ownership	51.000	UnitedHealth Group Incorporated	NO	

SCHEDULE Y

PART 1A - DETAIL OF INSURANCE HOLDING COMPANY SYSTEM

1 Group Code	2 Group Name	3 NAIC Company Code	4 ID Number	5 Federal RSSD	6 CIK	7 Name of Securities Exchange if Publicly Traded (U.S. or International)	8 Names of Parent, Subsidiaries Or Affiliates	9 Domiciliary Location	10 Relationship to Reporting Entity	11 Directly Controlled by (Name of Entity/Person)	12 Type of Control (Ownership, Board, Management, Attorney-in-Fact, Influence, Other)	13 If Control is Ownership Provide Percentage	14 Ultimate Controlling Entity(ies)/Person(s)	15 Is an SCA Filing Required? (Yes/No)	16 *
		00000	26-1313646				Connecticut Surgery Properties, LLC	DE	NIA	SC Affiliates, LLC	Ownership	100.000	UnitedHealth Group Incorporated	NO	
		00000	06-1156342				Connecticut Surgical Center, LLC	DE	NIA	Surgical Care Affiliates, LLC	Ownership	56.862	UnitedHealth Group Incorporated	NO	
		00000	46-0891463				ConnectYourCare, Inc.	DE	NIA	Optum Financial, Inc.	Ownership	100.000	UnitedHealth Group Incorporated	NO	
		00000	26-1274092				ConnectYourCare, LLC	MD	NIA	ConnectYourCare, Inc.	Ownership	100.000	UnitedHealth Group Incorporated	NO	
		00000	98-1448720				Constructora Inmobiliaria Magapoq S.A.	CHL	NIA	Banmédica S.A.	Ownership	99.900	UnitedHealth Group Incorporated	NO	
		00000	98-1448720				Constructora Inmobiliaria Magapoq S.A.	CHL	NIA	Inmobiliaria Apoquindo 3600 Ltda.	Ownership	0.100	UnitedHealth Group Incorporated	NO	
		00000	20-0231080				Consumer Wellness Solutions, LLC	DE	NIA	RVO Health, LLC	Ownership	100.000	UnitedHealth Group Incorporated	NO	
		00000	27-0533277				Coosa Valley HomeCare, LLC	AL	NIA	Alabama Health Care Group, LLC	Ownership	75.000	UnitedHealth Group Incorporated	NO	
		00000	45-4845966				Cornerstone Palliative and Hospice LLC	MS	NIA	Halcyon Healthcare, LLC	Ownership	67.000	UnitedHealth Group Incorporated	NO	
		00000	87-1134519				Cornerstone Surgery Center, LLC	FL	NIA	SC Affiliates, LLC	Ownership	100.000	UnitedHealth Group Incorporated	NO	
		00000	20-2595593				Corpus Christi Endoscopy Center, L.L.P.	TX	NIA	SCA Pacific Holdings, Inc.	Ownership	18.500	UnitedHealth Group Incorporated	NO	2
		00000					Country Scan Ltda.	COL	NIA	Patrimonio Autónomo Nueva Clínica	Ownership	51.800	UnitedHealth Group Incorporated	NO	
		00000	45-4845621				Covenant Palliative and Hospice, LLC	MS	NIA	Halcyon Healthcare, LLC	Ownership	100.000	UnitedHealth Group Incorporated	NO	
		00000	75-2862780				Cross Timbers Surgery Center, LLC	TX	NIA	Surgical Care Affiliates, LLC	Influence	0.000	UnitedHealth Group Incorporated	NO	
		00000	26-3376835				Crossroads Home Care Services, LLC	DE	NIA	Illinois Home Care Holdings, LLC	Ownership	1.000	UnitedHealth Group Incorporated	NO	
		00000	26-3376835				Crossroads Home Care Services, LLC	DE	NIA	AFAM Holding Co, LLC	Ownership	99.000	UnitedHealth Group Incorporated	NO	
		00000	92-2036777				Cruise DE, Inc.	DE	NIA	United HealthCare Services, Inc.	Ownership	88.000	UnitedHealth Group Incorporated	NO	
		00000	92-2036777				Cruise DE, Inc.	DE	NIA	AHP CHS Holdings LLC	Ownership	12.000	UnitedHealth Group Incorporated	NO	
		00000	27-0476822				Crystal Run Ambulatory Surgery Center of Middletown, LLC	NY	NIA	Ambulatory Partner Holdings, LLC	Ownership	51.000	UnitedHealth Group Incorporated	NO	
		00000	45-2821606				Crystal Run Healthcare ACO, LLC	NY	NIA	Collaborative Care Holdings, LLC	Ownership	100.000	UnitedHealth Group Incorporated	NO	
		00000	13-3843560				Crystal Run Healthcare Physicians LLP	NY	NIA	Physician(s) Owned	Influence	0.000	UnitedHealth Group Incorporated	NO	1
		00000	46-0892530				Crystal Run Transformation Services, LLC	NY	NIA	Collaborative Care Holdings, LLC	Ownership	100.000	UnitedHealth Group Incorporated	NO	
		00000	92-1942482				CTVSA Holdings, LLC	DE	NIA	OptumCare Specialty Practices, LLC	Ownership	100.000	UnitedHealth Group Incorporated	NO	
		00000	26-0080565				Cypress Care, Inc.	DE	NIA	Healthcare Solutions, Inc.	Ownership	100.000	UnitedHealth Group Incorporated	NO	
		00000	34-2013785				Dallas County Medical Center HomeCare, L.L.C.	AR	NIA	Arkansas Health Care Group, LLC	Ownership	100.000	UnitedHealth Group Incorporated	NO	
		00000	63-1263704				Danbury Surgical Center, L.P.	GA	NIA	SunSurgery, LLC	Ownership	2.189	UnitedHealth Group Incorporated	NO	2
		00000	63-1263704				Danbury Surgical Center, L.P.	GA	NIA	SCA Danbury Surgical Center, LLC	Ownership	32.647	UnitedHealth Group Incorporated	NO	2
		00000	63-1230900				Database Solutions II, LLC	DE	NIA	AccuReg Holdings, LLC	Ownership	100.000	UnitedHealth Group Incorporated	NO	
		00000	41-1879063				David C. Anderholm, M.D., P.A.	MN	NIA	Physician(s) Owned	Influence	0.000	UnitedHealth Group Incorporated	NO	1
		00000	81-5101448				David Moen, M.D. P.C.	NY	NIA	Physician(s) Owned	Influence	0.000	UnitedHealth Group Incorporated	NO	1
		00000	45-2380022				David R. Ferrell, M.D., P.C.	NV	NIA	Physician(s) Owned	Influence	0.000	UnitedHealth Group Incorporated	NO	1
		00000	11-2811353				Day-OP Center Of Long Island Inc.	NY	NIA	Physician(s) Owned	Influence	0.000	UnitedHealth Group Incorporated	NO	1
		00000	75-2790863				Day-Op Surgery Consulting Company, LLC	DE	NIA	ProHEALTH Medical Management, LLC	Ownership	100.000	UnitedHealth Group Incorporated	NO	
		00000	83-1396214				Daybreak Real Estate, LLC	TN	NIA	Refresh Mental Health, Inc.	Ownership	100.000	UnitedHealth Group Incorporated	NO	
		00000	52-1811176				DBP Services of New York IPA, Inc.	NY	NIA	Dental Benefit Providers, Inc.	Ownership	100.000	UnitedHealth Group Incorporated	NO	
		00000	47-3322541				DBT and EMDR Specialists, P.A.	MN	NIA	Physician(s) Owned	Influence	0.000	UnitedHealth Group Incorporated	NO	1
		00000	92-1741749				Delaware Health Care Group, LLC	DE	NIA	LHC Group, Inc.	Ownership	100.000	UnitedHealth Group Incorporated	NO	
		00000	51-0401940				Delaware Surgery Center, LLC	DE	NIA	Virtua-SCA Holdings II, LLC	Ownership	57.570	UnitedHealth Group Incorporated	NO	
		00000	26-3376957				Deming Home Care Services, LLC	DE	NIA	AF-CH-HH, LLC	Ownership	100.000	UnitedHealth Group Incorporated	NO	
		00000	52-1452809				Dental Benefit Providers of California, Inc.	CA	IA	Dental Benefit Providers, Inc.	Ownership	100.000	UnitedHealth Group Incorporated	NO	
		00000	41-2014834				Dental Benefit Providers, Inc.	DE	NIA	United HealthCare Services, Inc.	Ownership	100.000	UnitedHealth Group Incorporated	NO	
		00000					Denton Endoscopy Surgery Center, LLC	TX	NIA	Surgical Care Affiliates, LLC	Influence	0.000	UnitedHealth Group Incorporated	NO	
		00000	47-0926556				Denton Surgery Center, LLC	TX	NIA	Surgical Care Affiliates, LLC	Influence	0.000	UnitedHealth Group Incorporated	NO	
		00000	82-1436601				Derry Surgical Center, LLC	NH	NIA	SCA-Derry, LLC	Ownership	72.000	UnitedHealth Group Incorporated	NO	
		00000	98-1460401				Diagnóstico Ecotomográfico Centromed Ltda.	CHL	NIA	Administradora Médica Centromed S.A.	Ownership	50.000	UnitedHealth Group Incorporated	NO	
		00000	98-1460347				Diasnóstico por Imágenes Centromed Ltda.	CHL	NIA	Administradora Médica Centromed S.A.	Ownership	93.340	UnitedHealth Group Incorporated	NO	

SCHEDULE Y

PART 1A - DETAIL OF INSURANCE HOLDING COMPANY SYSTEM

1 Group Code	2 Group Name	3 NAIC Company Code	4 ID Number	5 Federal RSSD	6 CIK	7 Name of Securities Exchange if Publicly Traded (U.S. or International)	8 Names of Parent, Subsidiaries Or Affiliates	9 Domiciliary Location	10 Relationship to Reporting Entity	11 Directly Controlled by (Name of Entity/Person)	12 Type of Control (Ownership, Board, Management, Attorney-in-Fact, Influence, Other)	13 If Control is Ownership Provide Percentage	14 Ultimate Controlling Entity(ies)/Person(s)	15 Is an SCA Filing Required? (Yes/No)	16 *
		00000	98-1460347				Diasnóstico por Imágenes Centromed Ltda.	CHL	NIA	Centromed Quilpué S.A.	Ownership	6.660	UnitedHealth Group Incorporated	NO	
		00000	33-0292435				Digestive Disease Center, L.P.	CA	NIA	Beach Surgical Holdings LLC	Ownership	51.000	UnitedHealth Group Incorporated	NO	2
		00000	98-1285762				Dilab Medicina Nuclear Ltda.	BRA	NIA	Esho - Empresa de Serviços Hospitalares S.A.	Ownership	100.000	UnitedHealth Group Incorporated	NO	
		00000	27-4022876				Diplomat Blocker, LLC	DE	NIA	Diplomat Pharmacy, Inc.	Ownership	100.000	UnitedHealth Group Incorporated	NO	
		00000	38-3453193				Diplomat Corporate Properties, LLC	MI	NIA	Diplomat Pharmacy, Inc.	Ownership	100.000	UnitedHealth Group Incorporated	NO	
		00000	38-2063100				Diplomat Pharmacy, Inc.	MI	NIA	OptumRx Holdings, LLC	Ownership	100.000	UnitedHealth Group Incorporated	NO	
		00000	45-3329728				Discovery Counseling & Consulting, LLC	VA	NIA	Refresh Mental Health, Inc.	Ownership	100.000	UnitedHealth Group Incorporated	NO	
		00000	30-0238641				Distance Learning Network, Inc.	DE	NIA	OptumHealth Holdings, LLC	Ownership	100.000	UnitedHealth Group Incorporated	NO	
		00000	47-2415159				divvyMED, LLC	DE	NIA	Penzo Enterprises, LLC	Ownership	100.000	UnitedHealth Group Incorporated	NO	
		00000	20-0419099				Doc Martins, PLLC	AZ	NIA	Physician United PLLC	Ownership	100.000	UnitedHealth Group Incorporated	NO	1
		00000	84-4477557				DocASAP US, LLC	DE	NIA	DocASAP, Inc.	Ownership	100.000	UnitedHealth Group Incorporated	NO	
		00000	26-4753954				DocASAP, Inc.	DE	NIA	OptumInsight, Inc.	Ownership	100.000	UnitedHealth Group Incorporated	NO	
		00000					Doctor + S.A.C.	PER	NIA	Pacífico S.A. Entidad Prestadora de Salud	Ownership	100.000	UnitedHealth Group Incorporated	NO	
		00000	82-5264853				Dry Creek Surgery Center, LLC	CO	NIA	SCA-Dry Creek, LLC	Ownership	59.273	UnitedHealth Group Incorporated	NO	
		00000	27-2176462				DSP Flint Real Estate, LLC	MI	NIA	Diplomat Pharmacy, Inc.	Ownership	100.000	UnitedHealth Group Incorporated	NO	
		00000	27-2499399				DSP-Building C, LLC	MI	NIA	Diplomat Pharmacy, Inc.	Ownership	100.000	UnitedHealth Group Incorporated	NO	
		00000	82-5181311				DTC Surgery Center, LLC	CO	NIA	SCA-Denver Physicians Holdings, LLC	Ownership	100.000	UnitedHealth Group Incorporated	NO	
		00000	27-2103713				Dublin Surgery Center, LLC	OH	NIA	SCA-Dublin, LLC	Ownership	10.000	UnitedHealth Group Incorporated	NO	2
		00000	82-0668583				Duluth Surgical Suites, LLC	MN	NIA	SCA Duluth Holdings, LLC	Ownership	42.697	UnitedHealth Group Incorporated	NO	2
		00000	04-3106404				Durable Medical Equipment, Inc.	MA	NIA	Reliant Medical Group, Inc.	Ownership	100.000	UnitedHealth Group Incorporated	NO	1
		00000	59-3625966				DWIC of Tampa Bay, Inc.	FL	NIA	MedExpress Development, LLC	Ownership	100.000	UnitedHealth Group Incorporated	NO	
		00000	59-3705426				E Street Endoscopy, LLC	FL	NIA	West Coast Endoscopy Holdings, LLC	Ownership	51.000	UnitedHealth Group Incorporated	NO	
		00000	95-4660712				Ear Professionals International Corporation	DE	NIA	Specialty Benefits, LLC	Ownership	100.000	UnitedHealth Group Incorporated	NO	
		00000	26-4812422				East Alabama Medical Center HomeCare, LLC	AL	NIA	Alabama Health Care Group, LLC	Ownership	75.000	UnitedHealth Group Incorporated	NO	
		00000	47-2142765				East Arkansas Health Holdings, LLC	AR	NIA	Arkansas Health Care Group, LLC	Ownership	100.000	UnitedHealth Group Incorporated	NO	
		00000	02-0593133				East Brunswick Surgery Center, LLC	NJ	NIA	Endoscopy Center Affiliates, Inc.	Ownership	27.000	UnitedHealth Group Incorporated	NO	
		00000	02-0593133				East Brunswick Surgery Center, LLC	NJ	NIA	ASC Holdings of New Jersey, LLC	Ownership	51.000	UnitedHealth Group Incorporated	NO	
		00000	85-2462743				Eastern Georgia Partnership, LLC	GA	NIA	Georgia Health Care Group, L.L.C.	Ownership	75.000	UnitedHealth Group Incorporated	NO	
		00000	46-1730565				ECBC General Partner, LLC	PA	NIA	Physicians Endoscopy, L.L.C.	Ownership	51.000	UnitedHealth Group Incorporated	NO	
		00000	71-0923682				eCode Solutions, LLC	DE	NIA	Surgical Care Affiliates, LLC	Ownership	100.000	UnitedHealth Group Incorporated	NO	
		00000	61-0981240				Edelson and Associates, Inc.	KY	NIA	Refresh Kentucky, LLC	Ownership	100.000	UnitedHealth Group Incorporated	NO	
		00000	72-1133426				Egan Health Care Corporation	LA	NIA	Southeast Louisiana HomeCare, L.L.C.	Ownership	100.000	UnitedHealth Group Incorporated	NO	
		00000	72-1437928				Egan Healthcare of Northshore, Inc.	LA	NIA	Southeast Louisiana HomeCare, L.L.C.	Ownership	100.000	UnitedHealth Group Incorporated	NO	
		00000	72-1430044				Egan Healthcare of Plaquemines, Inc.	LA	NIA	Southeast Louisiana HomeCare, L.L.C.	Ownership	100.000	UnitedHealth Group Incorporated	NO	
		00000	26-1101454				Egan Hospice Services of the Northshore, LLC	LA	NIA	Southeast Louisiana HomeCare, L.L.C.	Ownership	100.000	UnitedHealth Group Incorporated	NO	
		00000	92-1656532				EH-SCA Holdings, LLC	DE	NIA	SC Affiliates, LLC	Ownership	100.000	UnitedHealth Group Incorporated	NO	
		00000	26-4626302				El Dorado Home Care Services, LLC	DE	NIA	AFAM Holding Co V, LLC	Ownership	100.000	UnitedHealth Group Incorporated	NO	
		00000	84-1162764				Electronic Network Systems, Inc.	DE	NIA	Optum360 Solutions, LLC	Ownership	100.000	UnitedHealth Group Incorporated	NO	
		00000	47-3861802				Elite Focus Clinic, Inc., a Professional Corporation	CA	NIA	Physician(s) Owned	Influence	0.000	UnitedHealth Group Incorporated	NO	1
		00000	82-2363578				Elite Physical Therapy Services, LLC	AR	NIA	LHC Group, Inc.	Ownership	100.000	UnitedHealth Group Incorporated	NO	
		00000	62-1204869				Elk Valley Health Services, LLC	TN	NIA	Elk Valley Professional Affiliates, Inc.	Ownership	100.000	UnitedHealth Group Incorporated	NO	
		00000	62-1193854				Elk Valley Home Health Care Agency, LLC	TN	NIA	Elk Valley Professional Affiliates, Inc.	Ownership	100.000	UnitedHealth Group Incorporated	NO	
		00000	62-1193858				Elk Valley Professional Affiliates, Inc.	TN	NIA	Tennessee Health Care Group, LLC	Ownership	100.000	UnitedHealth Group Incorporated	NO	
		00000	98-1339173				Elual Participações S.A.	BRA	NIA	Esho - Empresa de Serviços Hospitalares S.A.	Ownership	39.990	UnitedHealth Group Incorporated	NO	
		00000	98-1339173				Elual Participações S.A.	BRA	NIA	Amil Assistência Médica Internacional S.A.	Ownership	60.010	UnitedHealth Group Incorporated	NO	

SCHEDULE Y

PART 1A - DETAIL OF INSURANCE HOLDING COMPANY SYSTEM

1 Group Code	2 Group Name	3 NAIC Company Code	4 ID Number	5 Federal RSSD	6 CIK	7 Name of Securities Exchange if Publicly Traded (U.S. or International)	8 Names of Parent, Subsidiaries Or Affiliates	9 Domiciliary Location	10 Relationship to Reporting Entity	11 Directly Controlled by (Name of Entity/Person)	12 Type of Control (Ownership, Board, Management, Attorney-in-Fact, Influence, Other)	13 If Control is Ownership Provide Percentage	14 Ultimate Controlling Entity(ies)/Person(s)	15 Is an SCA Filing Required? (Yes/No)	16 *
		00000					EM Orange Tree LLC	CA	NIA	EPIC Management Services, LLC	Ownership	100.000	UnitedHealth Group Incorporated	NO	
		00000	62-1502718				Emerald Coast Surgery Center, L.P.	FL	NIA	SVHS-SCA Emerald Coast JV, LLC	Ownership	61.000	UnitedHealth Group Incorporated	NO	
		00000	87-1240516				Emisar Pharma Services LLC	DE	NIA	Optum Pharma Services Holdings, Inc.	Ownership	99.502	UnitedHealth Group Incorporated	NO	
		00000	33-0181426				Empire Physicians' Medical Group, Inc.	CA	NIA	Physician(s) Owned	Influence	0.000	UnitedHealth Group Incorporated	NO	1
		00000	26-3388740				Emporia Home Care Services, LLC	DE	NIA	AFAM Holding Co II, LLC	Ownership	100.000	UnitedHealth Group Incorporated	NO	
		00000					Empremédica S. A.	PER	NIA	Banmédica S.A.	Ownership	100.000	UnitedHealth Group Incorporated	NO	
		00000	81-3075241				Endo Parent, Inc.	DE	NIA	Surgical Care Affiliates, LLC	Ownership	100.000	UnitedHealth Group Incorporated	NO	
		00000	77-0317478				Endoscopy Center Affiliates, Inc.	DE	NIA	National Surgery Centers, LLC	Ownership	100.000	UnitedHealth Group Incorporated	NO	
		00000	84-1693856				Endoscopy Center of Bucks County, LP	PA	NIA	ECBC General Partner, LLC	Ownership	12.000	UnitedHealth Group Incorporated	NO	
		00000	84-1693856				Endoscopy Center of Bucks County, LP	PA	NIA	Physicians Endoscopy, L.L.C.	Ownership	44.880	UnitedHealth Group Incorporated	NO	
		00000	92-1621245				Englewood Cliffs Surgery Center, LLC	NJ	NIA	EH-SCA Holdings, LLC	Ownership	100.000	UnitedHealth Group Incorporated	NO	
0707	UnitedHealth Group Incorporated	89087	75-1617708				Enterprise Life Insurance Company	TX	IA	Freedom Life Insurance Company of America	Ownership	100.000	UnitedHealth Group Incorporated	NO	
		00000					EP Campus I, LLC	DE	NIA	UnitedHealthcare Insurance Company	Ownership	100.000	UnitedHealth Group Incorporated	NO	
		00000	27-2767291				EPIC Health Plan	CA	NIA	EPIC Management Services, LLC	Ownership	100.000	UnitedHealth Group Incorporated	NO	
		00000	33-0654147				EPIC Management Services, LLC	DE	NIA	Collaborative Care Holdings, LLC	Ownership	100.000	UnitedHealth Group Incorporated	NO	
		00000	20-4761361				Episource LLC	CA	NIA	OptumInsight, Inc.	Ownership	100.000	UnitedHealth Group Incorporated	NO	
		00000	81-0732646				Equian Parent Corp.	DE	NIA	OptumInsight, Inc.	Ownership	100.000	UnitedHealth Group Incorporated	NO	
		00000	27-0083277				Equian, LLC	IN	NIA	Equian Parent Corp.	Ownership	100.000	UnitedHealth Group Incorporated	NO	
		00000	81-4973066				eRx Network Holdings, Inc.	DE	NIA	Change Healthcare Solutions, LLC	Ownership	100.000	UnitedHealth Group Incorporated	NO	
		00000	37-1838630				eRx Network, LLC	DE	NIA	eRx Network Holdings, Inc.	Ownership	100.000	UnitedHealth Group Incorporated	NO	
		00000					Esho - Empresa de Serviços Hospitalares S.A.	BRA	NIA	Amil Assistência Médica Internacional S.A.	Ownership	99.779	UnitedHealth Group Incorporated	NO	
		00000	83-2740282				Eugene Center for Anxiety and Stress, LLC	OR	NIA	Physician(s) Owned	Influence	0.000	UnitedHealth Group Incorporated	NO	1
		00000	90-0624377				Eugene Therapy, LLC	OR	NIA	Physician(s) Owned	Influence	0.000	UnitedHealth Group Incorporated	NO	1
		00000	72-1587844				Eureka Springs Hospital HomeCare, LLC	AR	NIA	Arkansas Health Care Group, LLC	Ownership	100.000	UnitedHealth Group Incorporated	NO	
		00000	72-1587845				Eureka Springs Hospital Hospice, LLC	AR	NIA	Arkansas Health Care Group, LLC	Ownership	100.000	UnitedHealth Group Incorporated	NO	
		00000	81-1070402				Everett MSO, Inc.	WA	NIA	OptumCare Holdings, LLC	Ownership	100.000	UnitedHealth Group Incorporated	NO	
		00000	81-1625636				Everett Physicians, Inc. P.S.	WA	NIA	Physician(s) Owned	Influence	0.000	UnitedHealth Group Incorporated	NO	1
		00000	61-1752488				Evolve, LLC	WI	NIA	Refresh Evolve, LLC	Ownership	100.000	UnitedHealth Group Incorporated	NO	1
		00000	77-0560460				Excel MSO, LLC	CA	NIA	OptumCare Management, LLC	Ownership	100.000	UnitedHealth Group Incorporated	NO	
		00000	20-0087132				Excelsior Insurance Brokerage, Inc.	DE	NIA	HealthMarkets Insurance Agency, Inc.	Ownership	100.000	UnitedHealth Group Incorporated	NO	
		00000	11-3669765				Executive Health Resources, Inc.	PA	NIA	Optum360 Solutions, LLC	Ownership	100.000	UnitedHealth Group Incorporated	NO	
		00000	98-1259260				Exploration for Mine Clearance LLC	IRQ	NIA	UnitedHealthcare Global Medical (UK) Limited	Ownership	100.000	UnitedHealth Group Incorporated	NO	
		00000					Eye Clinic Oftalmologia Clínico Cirúrgica e Diagnóstico Ltda.	BRA	NIA	Hospital Alvorada Taguatinga Ltda.	Ownership	100.000	UnitedHealth Group Incorporated	NO	
		00000	27-0927202				Eye Specialists Surgery Centers LLC	IN	NIA	SCA AHN JV Holdings, LLC	Ownership	51.000	UnitedHealth Group Incorporated	NO	
		00000	46-3765364				Fairhaven Holdings, LLC	TN	NIA	Refresh Mental Health, Inc.	Ownership	100.000	UnitedHealth Group Incorporated	NO	
		00000	83-0693501				Fairhaven Real Estate, LLC	TN	NIA	Refresh Mental Health, Inc.	Ownership	100.000	UnitedHealth Group Incorporated	NO	
		00000	27-0820363				Family Counseling Associates of Salem Andover LLC	NH	NIA	Physician(s) Owned	Influence	0.000	UnitedHealth Group Incorporated	NO	1
		00000	88-0223385				Family Health Care Services	NV	NIA	Sierra Health Services, Inc.	Ownership	100.000	UnitedHealth Group Incorporated	NO	
		00000	88-0257036				Family Home Hospice, Inc.	NV	NIA	Sierra Health Services, Inc.	Ownership	100.000	UnitedHealth Group Incorporated	NO	
		00000	26-3598263				Fayette Medical Center HomeCare, LLC	AL	NIA	Alabama Health Care Group, LLC	Ownership	67.000	UnitedHealth Group Incorporated	NO	
		00000	82-2392933				Feliciana Physical Therapy Services, LLC	LA	NIA	LHC Group, Inc.	Ownership	100.000	UnitedHealth Group Incorporated	NO	
		00000	87-4007730				Ferrell Physician Services, P.C.	NY	NIA	Physician(s) Owned	Influence	0.000	UnitedHealth Group Incorporated	NO	1
		00000	82-2929226				First Coast Orthopedic Center, LLC	FL	NIA	ASV-HOPCo-SCA Florida, LLC	Ownership	54.328	UnitedHealth Group Incorporated	NO	2
		00000	85-2966587				First Family Insurance, LLC	DE	NIA	Golden Rule Financial Corporation	Ownership	100.000	UnitedHealth Group Incorporated	NO	
		00000	47-2066485				First Hill Surgery Center, LLC	WA	NIA	Physician(s) Owned	Influence	0.000	UnitedHealth Group Incorporated	NO	1

SCHEDULE Y

PART 1A - DETAIL OF INSURANCE HOLDING COMPANY SYSTEM

1	2	3	4	5	6	7	8	9	10	11	12	13	14	15	16
Group Code	Group Name	NAIC Company Code	ID Number	Federal RSSD	CIK	Name of Securities Exchange if Publicly Traded (U.S. or International)	Names of Parent, Subsidiaries Or Affiliates	Domiciliary Location	Relationship to Reporting Entity	Directly Controlled by (Name of Entity/Person)	Type of Control (Ownership, Board, Management, Attorney-in-Fact, Influence, Other)	If Control is Ownership Provide Percentage	Ultimate Controlling Entity(ies)/Person(s)	Is an SCA Filing Required? (Yes/No)	*
		00000	23-2849332				First Risk Advisors, Inc.	PA	NIA	UHIC Holdings, Inc.	Ownership	100.000	UnitedHealth Group Incorporated	NO	
		00000	51-0484581				First Step Services, PLLC	NC	NIA	Physician(s) Owned	Influence	0.000	UnitedHealth Group Incorporated	NO	1
		00000	52-1456623				FirstCall Health Services, Inc.	MD	NIA	HomeCall, LLC	Ownership	100.000	UnitedHealth Group Incorporated	NO	
		00000	86-0959327				Flagstaff Family Physicians, PLLC	AZ	NIA	Physician United PLLC	Ownership	100.000	UnitedHealth Group Incorporated	NO	1
		00000	26-3376655				Florence Home Care Services, LLC	DE	NIA	AFAM Holding Co, LLC	Ownership	100.000	UnitedHealth Group Incorporated	NO	
		00000	62-1551098				Florence Surgery Center, L.P.	TN	NIA	SCA-Florence, LLC	Ownership	15.000	UnitedHealth Group Incorporated	NO	2
		00000	57-0876491				Florence Visiting Nurses Service, Inc.	SC	NIA	Atlantic Homecare, Inc.	Ownership	100.000	UnitedHealth Group Incorporated	NO	
		00000	86-3177130				Florida Physical Therapy Services of Fort Myers, LLC	FL	NIA	LHC Health Care Group of Florida, LLC	Ownership	100.000	UnitedHealth Group Incorporated	NO	
		00000	86-1936043				Florida Physical Therapy Services of Gainesville, LLC	FL	NIA	LHC Health Care Group of Florida, LLC	Ownership	100.000	UnitedHealth Group Incorporated	NO	
		00000	85-2890611				Florida Physical Therapy Services of Miramar, LLC	FL	NIA	LHC Health Care Group of Florida, LLC	Ownership	100.000	UnitedHealth Group Incorporated	NO	
		00000	88-2854101				Florida Physical Therapy Services of Ocala, LLC	FL	NIA	LHC Health Care Group of Florida, LLC	Ownership	100.000	UnitedHealth Group Incorporated	NO	
		00000	87-2819939				Florida Physical Therapy Services of Orlando, LLC	FL	NIA	LHC Health Care Group of Florida, LLC	Ownership	100.000	UnitedHealth Group Incorporated	NO	
		00000	87-2820055				Florida Physical Therapy Services of Ormond Beach, LLC	FL	NIA	LHC Health Care Group of Florida, LLC	Ownership	100.000	UnitedHealth Group Incorporated	NO	
		00000	85-2890874				Florida Physical Therapy Services of Panama City, LLC	FL	NIA	LHC Health Care Group of Florida, LLC	Ownership	100.000	UnitedHealth Group Incorporated	NO	
		00000	38-4077716				Florida Physical Therapy Services of Pensacola, LLC	FL	NIA	LHCG XIX, LLC	Ownership	100.000	UnitedHealth Group Incorporated	NO	
		00000	85-4184074				Florida Physical Therapy Services of Sarasota II, LLC	FL	NIA	LHC Health Care Group of Florida, LLC	Ownership	100.000	UnitedHealth Group Incorporated	NO	
		00000	85-3733455				Florida Physical Therapy Services of Sarasota, LLC	FL	NIA	LHC Health Care Group of Florida, LLC	Ownership	100.000	UnitedHealth Group Incorporated	NO	
		00000	88-2870661				Florida Physical Therapy Services of Sun City, LLC	FL	NIA	LHC Health Care Group of Florida, LLC	Ownership	100.000	UnitedHealth Group Incorporated	NO	
		00000	37-1533134				Floyd HomeCare, LLC	GA	NIA	Georgia Health Care Group, L.L.C.	Ownership	100.000	UnitedHealth Group Incorporated	NO	
		00000	35-2456267				FMG Holdings, LLC	DE	NIA	Hygeia Corporation	Ownership	1.296	UnitedHealth Group Incorporated	NO	
		00000	35-2456267				FMG Holdings, LLC	DE	NIA	UnitedHealth Group Incorporated	Ownership	98.704	UnitedHealth Group Incorporated	NO	
		00000	86-0908902				For Health of Arizona, Inc.	AZ	NIA	For Health, Inc.	Ownership	100.000	UnitedHealth Group Incorporated	NO	
		00000	33-0766617				For Health, Inc.	DE	NIA	Inspiris, Inc.	Ownership	100.000	UnitedHealth Group Incorporated	NO	
		00000	20-4408510				Fort Payne Home Care, LLC	AL	NIA	AFAM Holding Co, LLC	Ownership	100.000	UnitedHealth Group Incorporated	NO	
		00000	27-1014059				Fort Smith HMA Home Health, LLC	AR	NIA	AFAM Holding Co, LLC	Ownership	100.000	UnitedHealth Group Incorporated	NO	
		00000	77-0368346				Fort Worth Endoscopy Centers, LLC	TX	NIA	Surgical Care Affiliates, LLC	Influence	0.000	UnitedHealth Group Incorporated	NO	
		00000	20-4647560				Foundation Surgery Affiliate General of Huntingdon Valley, LLC	OK	NIA	Virtua-SCA Holdings II, LLC	Ownership	58.415	UnitedHealth Group Incorporated	NO	2
		00000	68-0499459				Foundation Surgery Affiliate of Huntingdon Valley, L.P.	OK	NIA	Virtua-SCA Holdings II, LLC	Ownership	57.788	UnitedHealth Group Incorporated	NO	2
		00000	68-0499459				Foundation Surgery Affiliate of Huntingdon Valley, L.P.	OK	NIA	Foundation Surgery Affiliate General of Huntingdon Valley, LLC	Ownership	1.043	UnitedHealth Group Incorporated	NO	2
		00000	26-3388787				Franklin Home Care Services, LLC	DE	NIA	AFAM Holding Co II, LLC	Ownership	100.000	UnitedHealth Group Incorporated	NO	
		00000	20-3412606				Franklin Surgical Center LLC	NJ	NIA	SCA-Franklin, LLC	Ownership	51.327	UnitedHealth Group Incorporated	NO	
		00000	02-0348012				Freedom Data Systems, Inc.	NH	NIA	eRx Network, LLC	Ownership	100.000	UnitedHealth Group Incorporated	NO	
0707	UnitedHealth Group Incorporated	62324	61-1096685				Freedom Life Insurance Company of America	TX	IA	USHEALTH Group, Inc.	Ownership	100.000	UnitedHealth Group Incorporated	NO	
		00000	82-3453993				Freeway Surgicenter of Houston, LLC	TX	NIA	SCA-Freeway Holdings, LLC	Ownership	59.322	UnitedHealth Group Incorporated	NO	
		00000	45-1476594				Frontier Healthcare Billing Services LLC	NY	NIA	Physicians Endoscopy, L.L.C.	Ownership	100.000	UnitedHealth Group Incorporated	NO	
		00000	27-4101347				Frontier Healthcare Management Services, LLC	NY	NIA	Physicians Endoscopy, L.L.C.	Ownership	100.000	UnitedHealth Group Incorporated	NO	

SCHEDULE Y

PART 1A - DETAIL OF INSURANCE HOLDING COMPANY SYSTEM

1 Group Code	2 Group Name	3 NAIC Company Code	4 ID Number	5 Federal RSSD	6 CIK	7 Name of Securities Exchange if Publicly Traded (U.S. or International)	8 Names of Parent, Subsidiaries Or Affiliates	9 Domiciliary Location	10 Relationship to Reporting Entity	11 Directly Controlled by (Name of Entity/Person)	12 Type of Control (Ownership, Board, Management, Attorney-in-Fact, Influence, Other)	13 If Control is Ownership Provide Percentage	14 Ultimate Controlling Entity(ies)/Person(s)	15 Is an SCA Filing Required? (Yes/No)	16 *
		00000	98-1172769				Frontier Medex Tanzania Limited	TZA	NIA	UnitedHealthcare Global Medical (UK) Limited	Ownership	99.000	UnitedHealth Group Incorporated	NO	
		00000	98-1147103				FrontierMEDEX Kenya Limited	KEN	NIA	UnitedHealthcare International I B.V.	Ownership	0.100	UnitedHealth Group Incorporated	NO	
		00000	98-1147103				FrontierMEDEX Kenya Limited	KEN	NIA	UnitedHealthcare Global Medical (UK) Limited	Ownership	99.900	UnitedHealth Group Incorporated	NO	
		00000	33-1219808				FrontierMEDEX US, Inc.	DE	NIA	UnitedHealth Group Incorporated	Ownership	75.387	UnitedHealth Group Incorporated	NO	
		00000	33-1219808				FrontierMEDEX US, Inc.	DE	NIA	FMG Holdings, LLC	Ownership	24.613	UnitedHealth Group Incorporated	NO	
		00000	52-2230470				FrontierMEDEX, Inc.	MN	NIA	FrontierMEDEX US, Inc.	Ownership	100.000	UnitedHealth Group Incorporated	NO	
		00000	26-3385091				Fulton Home Care Services, LLC	DE	NIA	AFAM Holding Co, LLC	Ownership	100.000	UnitedHealth Group Incorporated	NO	
		00000					Fundación Banmédica	CHL	NIA	Banmédica S.A.	Ownership	100.000	UnitedHealth Group Incorporated	NO	
		00000	26-3375349				Gadsden Home Care Services, LLC	DE	NIA	AF-CH-HH, LLC	Ownership	100.000	UnitedHealth Group Incorporated	NO	
		00000	63-0833765				Gadsden Surgery Center, LLC	DE	NIA	SC Affiliates, LLC	Ownership	100.000	UnitedHealth Group Incorporated	NO	
		00000	20-4828017				Galesburg Home Care, LLC	DE	NIA	AFAM Holding Co, LLC	Ownership	99.000	UnitedHealth Group Incorporated	NO	
		00000	20-4828017				Galesburg Home Care, LLC	DE	NIA	Illinois Home Care Holdings, LLC	Ownership	1.000	UnitedHealth Group Incorporated	NO	
		00000	20-0146314				Gamma Acquisition Inc.	DE	NIA	Lifeline Home Health Care of Hopkinsville, LLC	Ownership	100.000	UnitedHealth Group Incorporated	NO	
		00000	27-0556097				Genoa Healthcare LLC	PA	NIA	Specialized Pharmaceuticals, Inc.	Ownership	100.000	UnitedHealth Group Incorporated	NO	
		00000	47-3851949				Genoa Healthcare, Inc.	DE	NIA	OptumRx Holdings, LLC	Ownership	100.000	UnitedHealth Group Incorporated	NO	
		00000	20-5009764				Genoa of Arkansas, LLC	AR	NIA	Genoa Healthcare LLC	Ownership	100.000	UnitedHealth Group Incorporated	NO	
		00000	45-3010132				Genoa Telepsychiatry, Inc.	DE	NIA	Genoa Healthcare LLC	Ownership	100.000	UnitedHealth Group Incorporated	NO	
		00000	81-4703295				Genoa, QoL Wholesale, LLC	DE	NIA	Genoa Healthcare LLC	Ownership	100.000	UnitedHealth Group Incorporated	NO	
		00000	04-3826206				Georgia Health Care Group, L.L.C.	GA	NIA	LHC Group, Inc.	Ownership	100.000	UnitedHealth Group Incorporated	NO	
		00000	38-3749123				Georgia HomeCare of Harris, LLC	GA	NIA	Georgia Health Care Group, L.L.C.	Ownership	100.000	UnitedHealth Group Incorporated	NO	
		00000	62-1160679				Gericare, LLC	TN	NIA	Elk Valley Professional Affiliates, Inc.	Ownership	100.000	UnitedHealth Group Incorporated	NO	
		00000	37-0920164				gethealthinsurance.com Agency Inc.	IN	NIA	Golden Rule Financial Corporation	Ownership	100.000	UnitedHealth Group Incorporated	NO	
		00000	65-1025514				Gladiolus Surgery Center, L.L.C.	FL	NIA	SCA-Gladiolus, LLC	Ownership	50.789	UnitedHealth Group Incorporated	NO	
		00000	47-3495605				GLBESC, LLC	DE	NIA	Beach Surgical Holdings LLC	Ownership	52.270	UnitedHealth Group Incorporated	NO	2
		00000	33-0595220				Glenwood Surgical Center, L.P.	CA	NIA	SCA-Glenwood Holdings, LLC	Ownership	56.730	UnitedHealth Group Incorporated	NO	
		00000	33-0595220				Glenwood Surgical Center, L.P.	CA	NIA	Glenwood-SC, Inc.	Ownership	13.640	UnitedHealth Group Incorporated	NO	
		00000	62-1601450				Glenwood-SC, Inc.	TN	NIA	SC Affiliates, LLC	Ownership	100.000	UnitedHealth Group Incorporated	NO	
		00000	27-3337336				Global One Ventures, LLC	CA	NIA	SCA Global One Holdings, LLC	Ownership	100.000	UnitedHealth Group Incorporated	NO	
		00000					Global Traveler Organization (Cayman) SPC Limited	CYM	NIA	PGH Global (Cayman) Limited	Ownership	100.000	UnitedHealth Group Incorporated	NO	
		00000	20-3420886				Golden Outlook, Inc.	CA	NIA	Golden Rule Financial Corporation	Ownership	100.000	UnitedHealth Group Incorporated	NO	
		00000	37-0855360				Golden Rule Financial Corporation	DE	NIA	UnitedHealth Group Incorporated	Ownership	100.000	UnitedHealth Group Incorporated	NO	
0707	UnitedHealth Group Incorporated	62286	37-6028756	3057283			Golden Rule Insurance Company	IN	IA	Golden Rule Financial Corporation	Ownership	100.000	UnitedHealth Group Incorporated	NO	
		00000	33-0529450				Golden Triangle Surgicenter, L.P.	CA	NIA	Surgery Centers-West Holdings, LLC	Ownership	56.000	UnitedHealth Group Incorporated	NO	
		00000	95-3969271				Good Samaritan Medical Practice Association, Inc., A Medical Group	CA	NIA	HealthCare Partners Associates Medical Group, P.C.	Ownership	100.000	UnitedHealth Group Incorporated	NO	1
		00000	20-3301932				Grace Hospice, LLC	GA	NIA	Halcyon Healthcare, LLC	Ownership	100.000	UnitedHealth Group Incorporated	NO	
		00000	26-3376889				Granite City Home Care Services, LLC	DE	NIA	AFAM Holding Co, LLC	Ownership	99.000	UnitedHealth Group Incorporated	NO	
		00000	26-3376889				Granite City Home Care Services, LLC	DE	NIA	Illinois Home Care Holdings, LLC	Ownership	1.000	UnitedHealth Group Incorporated	NO	
		00000	26-2578433				Grant Memorial HomeCare and Hospice, LLC	WV	NIA	West Virginia Health Care Group, LLC	Ownership	67.000	UnitedHealth Group Incorporated	NO	
		00000	93-1237063				Grants Pass Surgery Center, LLC	OR	NIA	SCA-Grants Pass, LLC	Ownership	51.000	UnitedHealth Group Incorporated	NO	
		00000	27-2337725				Greater Phoenix Collaborative Care, P.C.	AZ	NIA	Physician(s) Owned	Influence	0.000	UnitedHealth Group Incorporated	NO	1
		00000	36-4053840				Greensboro Specialty Surgery Center, LLC	NC	NIA	NSC Greensboro West, LLC	Ownership	50.100	UnitedHealth Group Incorporated	NO	2
		00000	74-2411643				Greenville Surgery Center, LLC	TX	NIA	Surgical Care Affiliates, LLC	Influence	0.000	UnitedHealth Group Incorporated	NO	
		00000	85-3346468				Greenway Surgical Suites, LLC	MN	NIA	SCA Greenway Holdings, LLC	Ownership	52.766	UnitedHealth Group Incorporated	NO	2
		00000	01-0619096				Grove Place Surgery Center, L.L.C.	FL	NIA	SCA-Grove Place, LLC	Ownership	51.000	UnitedHealth Group Incorporated	NO	

SCHEDULE Y

PART 1A - DETAIL OF INSURANCE HOLDING COMPANY SYSTEM

1 Group Code	2 Group Name	3 NAIC Company Code	4 ID Number	5 Federal RSSD	6 CIK	7 Name of Securities Exchange if Publicly Traded (U.S. or International)	8 Names of Parent, Subsidiaries Or Affiliates	9 Domiciliary Location	10 Relationship to Reporting Entity	11 Directly Controlled by (Name of Entity/Person)	12 Type of Control (Ownership, Board, Management, Attorney-in-Fact, Influence, Other)	13 If Control is Ownership Provide Percentage	14 Ultimate Controlling Entity(ies)/Person(s)	15 Is an SCA Filing Required? (Yes/No)	16 *
		00000	01-0619096				Grove Place Surgery Center, L.L.C.	FL	NIA	SC Affiliates, LLC	Ownership	3.060	UnitedHealth Group Incorporated	NO	
		00000	16-1727633				GSHS Home Health, LLC	TX	NIA	Southwest Post-Acute Care Partnership, LLC	Ownership	100.000	UnitedHealth Group Incorporated	NO	
		00000	47-3071064				Guilford Surgery Center, LLC	CT	NIA	SCA Guilford Holdings II, LLC	Ownership	49.000	UnitedHealth Group Incorporated	NO	2
		00000	20-4276139				Gulf Homecare, Inc.	AL	NIA	Infirmary Home Health Agency, Inc.	Ownership	100.000	UnitedHealth Group Incorporated	NO	
		00000	27-3237563				Gunn Behavioral Care of California, P.C.	CA	NIA	Gunn Behavioral Holdco, P.C.	Ownership	100.000	UnitedHealth Group Incorporated	NO	1
		00000	92-3292446				Gunn Behavioral Holdco, P.C.	CA	NIA	Physician(s) Owned	Influence	0.000	UnitedHealth Group Incorporated	NO	1
		00000	26-1227494				H.I. Investments Holding Company, LLC	DE	NIA	Health Inventures, LLC	Ownership	100.000	UnitedHealth Group Incorporated	NO	
		00000	AA-3770473				H&W Indemnity (SPC), Ltd.	CYM	NIA	UnitedHealth Group Incorporated	Ownership	100.000	UnitedHealth Group Incorporated	NO	
		00000	27-4237248				Halcyon Healthcare, LLC	DE	NIA	Georgia Health Care Group, L.L.C.	Ownership	100.000	UnitedHealth Group Incorporated	NO	
		00000	27-0380864				Halcyon Hospice of Aiken, LLC	FL	NIA	Halcyon Healthcare, LLC	Ownership	100.000	UnitedHealth Group Incorporated	NO	
0707	UnitedHealth Group Incorporated	79480	35-1279304				Harken Health Insurance Company	WI	IA	UnitedHealthcare, Inc.	Ownership	100.000	UnitedHealth Group Incorporated	NO	
		00000	26-3234725				Harrison Endo Surgical Center, LLC	NJ	NIA	Virtua-SCA Holdings, LLC	Ownership	55.000	UnitedHealth Group Incorporated	NO	2
		00000	26-3376723				Hattiesburg Home Care Services, LLC	DE	NIA	AF-CH-HH, LLC	Ownership	100.000	UnitedHealth Group Incorporated	NO	
		00000	58-2065044				Hawthorn Place Outpatient Surgery Center, L.P.	GA	NIA	SHC Hawthorn, Inc.	Ownership	20.000	UnitedHealth Group Incorporated	NO	2
		00000	85-2037257				Hays JV Partners, LLC	TX	NIA	SCA Hays Holdings, LLC	Ownership	31.373	UnitedHealth Group Incorporated	NO	2
		00000	27-4579547				Hays Surgery Center, LLC	TX	NIA	SCA Hays Holdings, LLC	Ownership	19.000	UnitedHealth Group Incorporated	NO	
		00000	27-4579547				Hays Surgery Center, LLC	TX	NIA	Hays JV Partners, LLC	Ownership	51.000	UnitedHealth Group Incorporated	NO	
		00000	81-2378903				HCAT Acquisition Inc.	DE	NIA	WellMed Medical Management, Inc.	Ownership	100.000	UnitedHealth Group Incorporated	NO	
		00000	27-0549481				hCentive, Inc.	DE	NIA	Optum Government Solutions, Inc.	Ownership	100.000	UnitedHealth Group Incorporated	NO	
		00000	13-4143595				HCI Acquisition Corp.	NY	NIA	Change Healthcare Solutions, LLC	Ownership	100.000	UnitedHealth Group Incorporated	NO	
		00000	45-3007213				HCP ACO California, LLC	CA	NIA	OptumCare Management, LLC	Ownership	100.000	UnitedHealth Group Incorporated	NO	
		00000	87-0862570				Health at Home - Seattle Metro, LLC	DE	NIA	Health at Home Holdings - Seattle Metro, LLC	Ownership	100.000	UnitedHealth Group Incorporated	NO	
		00000	86-4004991				Health at Home - Sonoma, LLC	DE	NIA	Health at Home Holdings - Sonoma, LLC	Ownership	100.000	UnitedHealth Group Incorporated	NO	
		00000	87-1045915				Health at Home Holdings - Alabama, LLC	DE	NIA	Health at Home Holdings, LLC	Ownership	100.000	UnitedHealth Group Incorporated	NO	
		00000	87-1045845				Health at Home Holdings - Albuquerque, LLC	DE	NIA	Health at Home Holdings, LLC	Ownership	100.000	UnitedHealth Group Incorporated	NO	
		00000	87-1284003				Health at Home Holdings - Arizona, LLC	DE	NIA	Health at Home Holdings, LLC	Ownership	100.000	UnitedHealth Group Incorporated	NO	
		00000	87-1166127				Health at Home Holdings - Boston, LLC	DE	NIA	Health at Home Holdings, LLC	Ownership	100.000	UnitedHealth Group Incorporated	NO	
		00000	87-1136405				Health at Home Holdings - Charlotte, LLC	DE	NIA	Health at Home Holdings, LLC	Ownership	100.000	UnitedHealth Group Incorporated	NO	
		00000	87-1095513				Health at Home Holdings - Chicago, LLC	DE	NIA	Health at Home Holdings, LLC	Ownership	100.000	UnitedHealth Group Incorporated	NO	
		00000	87-1107918				Health at Home Holdings - Detroit, LLC	DE	NIA	Health at Home Holdings, LLC	Ownership	100.000	UnitedHealth Group Incorporated	NO	
		00000	87-1166046				Health at Home Holdings - Durham, LLC	DE	NIA	Health at Home Holdings, LLC	Ownership	100.000	UnitedHealth Group Incorporated	NO	
		00000	87-1136266				Health at Home Holdings - Edmond, LLC	DE	NIA	Health at Home Holdings, LLC	Ownership	100.000	UnitedHealth Group Incorporated	NO	
		00000	87-1165951				Health at Home Holdings - High Point, LLC	DE	NIA	Health at Home Holdings, LLC	Ownership	100.000	UnitedHealth Group Incorporated	NO	
		00000	87-1081217				Health at Home Holdings - Indianapolis, LLC	DE	NIA	Health at Home Holdings, LLC	Ownership	100.000	UnitedHealth Group Incorporated	NO	
		00000	87-1189068				Health at Home Holdings - Ohio, LLC	DE	NIA	Health at Home Holdings, LLC	Ownership	100.000	UnitedHealth Group Incorporated	NO	
		00000	87-1108256				Health at Home Holdings - Philadelphia, LLC	DE	NIA	Health at Home Holdings, LLC	Ownership	100.000	UnitedHealth Group Incorporated	NO	
		00000	87-1108061				Health at Home Holdings - Portland, LLC	DE	NIA	Health at Home Holdings, LLC	Ownership	100.000	UnitedHealth Group Incorporated	NO	
		00000	87-1043804				Health at Home Holdings - Seattle Metro, LLC	DE	NIA	Health at Home Holdings, LLC	Ownership	100.000	UnitedHealth Group Incorporated	NO	
		00000	87-0915049				Health at Home Holdings - Sonoma, LLC	DE	NIA	Health at Home Holdings, LLC	Ownership	100.000	UnitedHealth Group Incorporated	NO	
		00000	87-0915245				Health at Home Holdings - St. Louis, LLC	DE	NIA	Health at Home Holdings, LLC	Ownership	100.000	UnitedHealth Group Incorporated	NO	
		00000	87-1136169				Health at Home Holdings - Tulsa, LLC	DE	NIA	Health at Home Holdings, LLC	Ownership	100.000	UnitedHealth Group Incorporated	NO	
		00000	87-0934507				Health at Home Holdings, LLC	DE	NIA	Tennessee Health Care Group, LLC	Ownership	100.000	UnitedHealth Group Incorporated	NO	
		00000	87-0835646				Health at Home Hospice - Chicago, LLC	DE	NIA	Health at Home Holdings, LLC	Ownership	100.000	UnitedHealth Group Incorporated	NO	
		00000	87-0999405				Health at Home Hospice - Cleveland, LLC	DE	NIA	Health at Home Holdings, LLC	Ownership	100.000	UnitedHealth Group Incorporated	NO	
		00000	87-0999298				Health at Home Hospice - Columbus, LLC	DE	NIA	Health at Home Holdings, LLC	Ownership	100.000	UnitedHealth Group Incorporated	NO	

SCHEDULE Y

PART 1A - DETAIL OF INSURANCE HOLDING COMPANY SYSTEM

1 Group Code	2 Group Name	3 NAIC Company Code	4 ID Number	5 Federal RSSD	6 CIK	7 Name of Securities Exchange if Publicly Traded (U.S. or International)	8 Names of Parent, Subsidiaries Or Affiliates	9 Domiciliary Location	10 Relationship to Reporting Entity	11 Directly Controlled by (Name of Entity/Person)	12 Type of Control (Ownership, Board, Management, Attorney-in-Fact, Influence, Other)	13 If Control is Ownership Provide Percentage	14 Ultimate Controlling Entity(ies)/Person(s)	15 Is an SCA Filing Required? (Yes/No)	16 *
		00000	87-0967261				Health at Home Hospice - Dayton, LLC	DE	NIA	Health at Home Holdings, LLC	Ownership	100.000	UnitedHealth Group Incorporated	NO	
		00000	80-2691389				Health at Home Hospice - Detroit, LLC	DE	NIA	Health at Home Holdings, LLC	Ownership	100.000	UnitedHealth Group Incorporated	NO	
		00000	87-0862398				Health at Home Hospice - Indianapolis, LLC	DE	NIA	Health at Home Holdings, LLC	Ownership	100.000	UnitedHealth Group Incorporated	NO	
		00000	87-0835290				Health at Home Hospice - Minnesota, LLC	DE	NIA	Health at Home Holdings, LLC	Ownership	100.000	UnitedHealth Group Incorporated	NO	
		00000	87-0862211				Health at Home Hospice - Phoenix, LLC	DE	NIA	Health at Home Holdings, LLC	Ownership	100.000	UnitedHealth Group Incorporated	NO	
		00000	87-0835486				Health at Home Hospice - Portland, LLC	DE	NIA	Health at Home Holdings, LLC	Ownership	100.000	UnitedHealth Group Incorporated	NO	
		00000	86-4005194				Health at Home Hospice - Sacramento, LLC	DE	NIA	Health at Home Holdings, LLC	Ownership	100.000	UnitedHealth Group Incorporated	NO	
		00000	87-1080305				Health at Home Therapy - Atlanta, LLC	DE	NIA	Health at Home Holdings, LLC	Ownership	100.000	UnitedHealth Group Incorporated	NO	
		00000	87-0999492				Health at Home Therapy - Greenville, LLC	DE	NIA	Health at Home Holdings, LLC	Ownership	100.000	UnitedHealth Group Incorporated	NO	
		00000	87-0967144				Health at Home Therapy - Knoxville, LLC	DE	NIA	Health at Home Holdings, LLC	Ownership	100.000	UnitedHealth Group Incorporated	NO	
		00000	87-0934773				Health at Home Therapy - New Jersey, LLC	DE	NIA	Health at Home Holdings, LLC	Ownership	100.000	UnitedHealth Group Incorporated	NO	
		00000	33-0673883				Health Care-ONE Insurance Agency, Inc.	CA	NIA	USHEALTH Advisors, LLC	Ownership	50.000	UnitedHealth Group Incorporated	NO	
		00000	20-5944768				Health Inventures Employment Solutions, LLC	DE	NIA	Health Inventures, LLC	Ownership	100.000	UnitedHealth Group Incorporated	NO	
		00000	04-3723090				Health Inventures, LLC	DE	NIA	SC Affiliates, LLC	Ownership	100.000	UnitedHealth Group Incorporated	NO	
		00000	87-2744517				Health Payroll Services, LLC	DE	NIA	RVO Health, LLC	Ownership	100.000	UnitedHealth Group Incorporated	NO	
0707	UnitedHealth Group Incorporated	96342	88-0201035				Health Plan of Nevada, Inc.	NV	IA	Sierra Health Services, Inc.	Ownership	100.000	UnitedHealth Group Incorporated	NO	
		00000	75-2674367				Healthcare Associates of Irving PLLC	TX	NIA	USMD Affiliated Services	Ownership	100.000	UnitedHealth Group Incorporated	NO	
		00000	81-0760425				Healthcare Associates of Texas LLC	DE	NIA	HCAT Acquisition Inc.	Ownership	100.000	UnitedHealth Group Incorporated	NO	
		00000	95-4526112				HealthCare Partners Affiliates Medical Group	CA	NIA	HealthCare Partners Associates Medical Group, P.C.	Ownership	95.000	UnitedHealth Group Incorporated	NO	1
		00000	26-4247365				HealthCare Partners ASC-HB, LLC	CA	NIA	Talbert Medical Group, P.C.	Ownership	100.000	UnitedHealth Group Incorporated	NO	1
		00000	95-4628842				HealthCare Partners ASC-LB, LLC	CA	NIA	HealthCare Partners Associates Medical Group, P.C.	Ownership	1.000	UnitedHealth Group Incorporated	NO	
		00000	95-4628842				HealthCare Partners ASC-LB, LLC	CA	NIA	OptumCare Management, LLC	Ownership	99.000	UnitedHealth Group Incorporated	NO	
		00000	45-5273760				HealthCare Partners Associates Medical Group, P.C.	CA	NIA	Physician(s) Owned	Influence	0.000	UnitedHealth Group Incorporated	NO	1
		00000	47-5274363				HealthCare Partners Management Services California, LLC	DE	NIA	OptumCare Management, LLC	Ownership	100.000	UnitedHealth Group Incorporated	NO	
		00000	95-4340584				HealthCare Partners Medical Group, P.C.	CA	NIA	Physician(s) Owned	Influence	0.000	UnitedHealth Group Incorporated	NO	1
		00000	81-1080535				HealthCare Partners RE, LLC	DE	NIA	OptumCare Holdings, LLC	Ownership	100.000	UnitedHealth Group Incorporated	NO	
		00000	77-0693060				Healthcare Solutions, Inc.	DE	NIA	OptumRx Administrative Services, LLC	Ownership	100.000	UnitedHealth Group Incorporated	NO	
		00000	20-3349887				HealthEast Surgery Center-Maplewood, LLC	MN	NIA	H.I. Investments Holding Company, LLC	Ownership	26.277	UnitedHealth Group Incorporated	NO	2
		00000					Healthgrades Marketplace, LLC	DE	NIA	RVO Health, LLC	Ownership	100.000	UnitedHealth Group Incorporated	NO	
		00000					Healthline Group, LLC	DE	NIA	RVO Health, LLC	Ownership	100.000	UnitedHealth Group Incorporated	NO	
		00000					Healthline Holdings, LLC	DE	NIA	RVO Health, LLC	Ownership	100.000	UnitedHealth Group Incorporated	NO	
		00000	81-0872829				Healthline Intermediate Holdings, LLC	DE	NIA	Healthline Holdings, LLC	Ownership	100.000	UnitedHealth Group Incorporated	NO	
		00000					Healthline Media UK Limited	GBR	NIA	Healthline UK Holdings Limited	Ownership	100.000	UnitedHealth Group Incorporated	NO	
		00000	47-2618465				Healthline Media, LLC	DE	NIA	Healthline Intermediate Holdings, LLC	Ownership	100.000	UnitedHealth Group Incorporated	NO	
		00000					Healthline UK Holdings Limited	GBR	NIA	Healthline Media, LLC	Ownership	100.000	UnitedHealth Group Incorporated	NO	
		00000	47-2570595				HealthMarkets Group, Inc.	DE	NIA	HealthMarkets, LLC	Ownership	100.000	UnitedHealth Group Incorporated	NO	
		00000	27-0277771				HealthMarkets Insurance Agency, Inc.	DE	NIA	HealthMarkets Group, Inc.	Ownership	100.000	UnitedHealth Group Incorporated	NO	
		00000	46-1131431				HealthMarkets Services, Inc.	DE	NIA	HealthMarkets Group, Inc.	Ownership	100.000	UnitedHealth Group Incorporated	NO	
		00000	75-2044750	4346649			HealthMarkets, Inc.	DE	NIA	Golden Rule Financial Corporation	Ownership	100.000	UnitedHealth Group Incorporated	NO	
		00000					HealthMarkets, LLC	DE	NIA	HealthMarkets, Inc.	Ownership	100.000	UnitedHealth Group Incorporated	NO	
		00000	45-2548158				Healthplex Dental Services, Inc.	FL	IA	Healthplex, Inc.	Ownership	100.000	UnitedHealth Group Incorporated	NO	
		00000	11-3554436				Healthplex I.P.A., Inc.	NY	NIA	Healthplex, Inc.	Ownership	100.000	UnitedHealth Group Incorporated	NO	
0707	UnitedHealth Group Incorporated	11172	11-3469326				Healthplex Insurance Company	NY	IA	Healthplex, Inc.	Ownership	100.000	UnitedHealth Group Incorporated	NO	
		00000	20-8999255				Healthplex of CT, Inc.	CT	NIA	Healthplex, Inc.	Ownership	100.000	UnitedHealth Group Incorporated	NO	
0707	UnitedHealth Group Incorporated	12830	20-5343824				Healthplex of NJ, Inc.	NJ	IA	Healthplex, Inc.	Ownership	100.000	UnitedHealth Group Incorporated	NO	

SCHEDULE Y

PART 1A - DETAIL OF INSURANCE HOLDING COMPANY SYSTEM

1	2	3	4	5	6	7	8	9	10	11	12	13	14	15	16
Group Code	Group Name	NAIC Company Code	ID Number	Federal RSSD	CIK	Name of Securities Exchange if Publicly Traded (U.S. or International)	Names of Parent, Subsidiaries Or Affiliates	Domiciliary Location	Relationship to Reporting Entity	Directly Controlled by (Name of Entity/Person)	Type of Control (Ownership, Board, Management, Attorney-in-Fact, Influence, Other)	If Control is Ownership Provide Percentage	Ultimate Controlling Entity(ies)/Person(s)	Is an SCA Filing Required? (Yes/No)	*
		00000	11-2714365				Healthplex, Inc.	NY	NIA	Marlin Holding Company LLC	Ownership	100.000	UnitedHealth Group Incorporated	NO	
		00000	71-0847266				HealthSCOPE Benefits, Inc.	DE	NIA	HealthSCOPE Holdings, Inc.	Ownership	100.000	UnitedHealth Group Incorporated	NO	
		00000	47-1409110				HealthSCOPE Holdings, Inc.	DE	NIA	UMR, Inc.	Ownership	100.000	UnitedHealth Group Incorporated	NO	
		00000	36-4099199				HealthSmart Benefit Solutions, Inc.	IL	NIA	HealthSmart Benefits Management, LLC	Ownership	100.000	UnitedHealth Group Incorporated	NO	
		00000	27-1300475				HealthSmart Benefits Management, LLC	TX	NIA	United HealthCare Services, Inc.	Ownership	100.000	UnitedHealth Group Incorporated	NO	
		00000	75-2960859				HealthSmart Care Management Solutions, L.P.	TX	NIA	HealthSmart Benefits Management, LLC	Ownership	1.000	UnitedHealth Group Incorporated	NO	
		00000	75-2960859				HealthSmart Care Management Solutions, L.P.	TX	NIA	Parker LP, LLC	Ownership	99.000	UnitedHealth Group Incorporated	NO	
		00000	75-2727437				HealthSmart Information Systems, Inc.	TX	NIA	HealthSmart Benefits Management, LLC	Ownership	100.000	UnitedHealth Group Incorporated	NO	
		00000	75-2508316				HealthSmart Preferred Care II, L.P.	TX	NIA	Parker LP, LLC	Ownership	99.000	UnitedHealth Group Incorporated	NO	
		00000	75-2508316				HealthSmart Preferred Care II, L.P.	TX	NIA	HealthSmart Benefits Management, LLC	Ownership	1.000	UnitedHealth Group Incorporated	NO	
		00000	06-1621470				HealthSmart Preferred Network II, Inc.	DE	NIA	HealthSmart Benefits Management, LLC	Ownership	100.000	UnitedHealth Group Incorporated	NO	
		00000	20-3394046				HealthSmart Primary Care Clinics, LP	TX	NIA	HealthSmart Benefits Management, LLC	Ownership	1.000	UnitedHealth Group Incorporated	NO	
		00000	20-3394046				HealthSmart Primary Care Clinics, LP	TX	NIA	Parker LP, LLC	Ownership	99.000	UnitedHealth Group Incorporated	NO	
		00000	34-1635597				HealthSmart Rx Solutions, Inc.	OH	NIA	HealthSmart Preferred Network II, Inc.	Ownership	100.000	UnitedHealth Group Incorporated	NO	
		00000	52-2440817				Heart 'n Home Hospice and Palliative Care, LLC	ID	NIA	Kambros, LLC	Ownership	100.000	UnitedHealth Group Incorporated	NO	
		00000	47-1410565				Heart of Hospice, LLC	SC	NIA	Louisiana Health Care Group, L.L.C.	Ownership	100.000	UnitedHealth Group Incorporated	NO	
		00000	83-2722254				Heartland Heart and Vascular, LLC	DE	NIA	SCA Heartland Holdings, LLC	Ownership	99.000	UnitedHealth Group Incorporated	NO	
		00000	83-2722254				Heartland Heart and Vascular, LLC	DE	NIA	Endoscopy Center Affiliates, Inc.	Ownership	1.000	UnitedHealth Group Incorporated	NO	
		00000	26-3384769				Helena Home Care Services LLC	DE	NIA	AFAM Holding Co, LLC	Ownership	100.000	UnitedHealth Group Incorporated	NO	
		00000					Help Seguros de Vida S.A.	CHL	NIA	Banmédica Internacional SpA	Ownership	0.000	UnitedHealth Group Incorporated	NO	
		00000					Help Seguros de Vida S.A.	CHL	NIA	Banmédica S.A.	Ownership	100.000	UnitedHealth Group Incorporated	NO	
		00000					Help Service S.A.	CHL	NIA	Banmédica S.A.	Ownership	100.000	UnitedHealth Group Incorporated	NO	
		00000					Help Service S.A.	CHL	NIA	Saden S.A.	Ownership	0.000	UnitedHealth Group Incorporated	NO	
		00000	98-1443161				Help SpA	CHL	NIA	Banmédica S.A.	Ownership	100.000	UnitedHealth Group Incorporated	NO	
		00000	98-1443161				Help SpA	CHL	NIA	Saden S.A.	Ownership	0.000	UnitedHealth Group Incorporated	NO	
		00000	80-0020865				Heron Ridge Assoc., P.L.C.	MI	NIA	Physician(s) Owned	Influence	0.000	UnitedHealth Group Incorporated	NO	1
		00000	46-5291602				HFHS-SCA Holdings, LLC	MI	NIA	SC Affiliates, LLC	Ownership	49.000	UnitedHealth Group Incorporated	NO	2
		00000	26-1309422				HGA HomeCare, LLC	AL	NIA	Alabama Health Care Group, LLC	Ownership	67.000	UnitedHealth Group Incorporated	NO	
		00000	37-1826396				HHA of Wisconsin, LLC	WI	NIA	National Health Industries, Inc.	Ownership	100.000	UnitedHealth Group Incorporated	NO	
		00000	84-1472832				Highlands Ranch Healthcare, LLC	CO	NIA	Urgent Care MSO, LLC	Ownership	100.000	UnitedHealth Group Incorporated	NO	
		00000	83-3555590				HL Greatist, LLC	DE	NIA	Healthline Media, LLC	Ownership	100.000	UnitedHealth Group Incorporated	NO	
		00000	27-1362827				HMC Home Health, LLC	TN	NIA	Tennessee Health Care Group, LLC	Ownership	75.000	UnitedHealth Group Incorporated	NO	
		00000	85-2016675				HNH Birdie One, LLC	ID	NIA	Kambros, LLC	Ownership	100.000	UnitedHealth Group Incorporated	NO	
		00000	33-1025322				Home Care Connections, Inc.	TX	NIA	Texas Health Care Group, L.L.C.	Ownership	100.000	UnitedHealth Group Incorporated	NO	
		00000	55-0668235				Home Care Plus, Inc.	WV	NIA	West Virginia Health Care Group, LLC	Ownership	100.000	UnitedHealth Group Incorporated	NO	
		00000	20-1497787				Home Health Agency - Central Pennsylvania, LLC	FL	NIA	OMNI Home Health Services, LLC	Ownership	100.000	UnitedHealth Group Incorporated	NO	
		00000	20-0832146				Home Health Agency - Collier, LLC	FL	NIA	OMNI Home Health Services, LLC	Ownership	100.000	UnitedHealth Group Incorporated	NO	
		00000	59-3757325				Home Health Agency - Hillsborough, LLC	FL	NIA	OMNI Home Health Services, LLC	Ownership	100.000	UnitedHealth Group Incorporated	NO	
		00000	20-1408322				Home Health Agency - Indiana, LLC	FL	NIA	OMNI Home Health Services, LLC	Ownership	100.000	UnitedHealth Group Incorporated	NO	
		00000	59-3757322				Home Health Agency - Pennsylvania, LLC	FL	NIA	OMNI Home Health Services, LLC	Ownership	100.000	UnitedHealth Group Incorporated	NO	
		00000	20-1408427				Home Health Agency - Philadelphia, LLC	FL	NIA	OMNI Home Health Services, LLC	Ownership	100.000	UnitedHealth Group Incorporated	NO	
		00000	59-3757320				Home Health Agency - Pinellas, LLC	FL	NIA	OMNI Home Health Services, LLC	Ownership	100.000	UnitedHealth Group Incorporated	NO	
		00000	27-1755342				Home Health Care by Black Stone of Central Ohio, LLC	OH	NIA	Black Stone of Central Ohio, LLC	Ownership	100.000	UnitedHealth Group Incorporated	NO	
		00000	27-4109403				Home Health Care by Black Stone of Cincinnati, LLC	OH	NIA	Black Stone of Cincinnati, LLC	Ownership	100.000	UnitedHealth Group Incorporated	NO	

SCHEDULE Y

PART 1A - DETAIL OF INSURANCE HOLDING COMPANY SYSTEM

1 Group Code	2 Group Name	3 NAIC Company Code	4 ID Number	5 Federal RSSD	6 CIK	7 Name of Securities Exchange if Publicly Traded (U.S. or International)	8 Names of Parent, Subsidiaries Or Affiliates	9 Domiciliary Location	10 Relationship to Reporting Entity	11 Directly Controlled by (Name of Entity/Person)	12 Type of Control (Ownership, Board, Management, Attorney-in-Fact, Influence, Other)	13 If Control is Ownership Provide Percentage	14 Ultimate Controlling Entity(ies)/Person(s)	15 Is an SCA Filing Required? (Yes/No)	16 *
		00000	27-4109553				Home Health Care by Black Stone of Dayton, LLC	OH	NIA	Black Stone of Dayton, LLC	Ownership	100.000	UnitedHealth Group Incorporated	NO	
		00000	34-1708719				Home Health Care by Black Stone of Northwest Ohio, LLC	OH	NIA	Black Stone of Northwest Ohio, LLC	Ownership	100.000	UnitedHealth Group Incorporated	NO	
		00000	38-4003190				Home Health of Jefferson Co, LLC	KY	NIA	National Health Industries, Inc.	Ownership	60.000	UnitedHealth Group Incorporated	NO	
		00000	98-1452260				Home Medical S.A.	CHL	NIA	Help SpA	Ownership	99.998	UnitedHealth Group Incorporated	NO	
		00000	98-1452260				Home Medical S.A.	CHL	NIA	Saden S.A.	Ownership	0.002	UnitedHealth Group Incorporated	NO	
		00000	52-0998217				HomeCall, LLC	MD	NIA	Maryland Health Care Group, LLC	Ownership	100.000	UnitedHealth Group Incorporated	NO	
		00000	81-0884465				Homecare Dimensions of Florida, Inc.	TX	NIA	WellMed Networks, Inc.	Ownership	100.000	UnitedHealth Group Incorporated	NO	1
		00000	74-2758644				Homecare Dimensions, Inc.	TX	NIA	WellMed Networks, Inc.	Ownership	100.000	UnitedHealth Group Incorporated	NO	1
		00000					Honodav SpA	CHL	NIA	Clínica Dávila y Servicios Médicos S.p.A.	Ownership	99.000	UnitedHealth Group Incorporated	NO	
		00000					Honodav SpA	CHL	NIA	Servicios Integrados de Salud Ltda.	Ownership	1.000	UnitedHealth Group Incorporated	NO	
		00000	34-1994325				Hood Home Health Service, L.L.C.	LA	NIA	Louisiana Health Care Group, L.L.C.	Ownership	67.000	UnitedHealth Group Incorporated	NO	
		00000	26-4310419				Hospice of Central Arkansas, LLC	AR	NIA	Arkansas Health Care Group, LLC	Ownership	67.000	UnitedHealth Group Incorporated	NO	
		00000	98-1286038				Hospitais Associados de Pernambuco Ltda.	BRA	NIA	Esho - Empresa de Serviços Hospitalares S.A.	Ownership	100.000	UnitedHealth Group Incorporated	NO	
		00000	98-1286038				Hospitais Associados de Pernambuco Ltda.	BRA	NIA	Hospital Alvorada Taguatinga Ltda.	Ownership	0.000	UnitedHealth Group Incorporated	NO	
		00000					Hospital Alvorada Taguatinga Ltda.	BRA	NIA	Amil Assistência Médica Internacional S.A.	Ownership	87.074	UnitedHealth Group Incorporated	NO	
		00000					Hospital Alvorada Taguatinga Ltda.	BRA	NIA	Esho - Empresa de Serviços Hospitalares S.A.	Ownership	6.756	UnitedHealth Group Incorporated	NO	
		00000					Hospital Alvorada Taguatinga Ltda.	BRA	NIA	Bosque Medical Center Ltda.	Ownership	6.170	UnitedHealth Group Incorporated	NO	
		00000	98-1389272				Hospital Ana Costa S.A.	BRA	NIA	Hospital Alvorada Taguatinga Ltda.	Ownership	19.819	UnitedHealth Group Incorporated	NO	
		00000	98-1389272				Hospital Ana Costa S.A.	BRA	NIA	Plano de Saúde Ana Costa Ltda.	Ownership	80.173	UnitedHealth Group Incorporated	NO	
		00000	98-1310065				Hospital de Clínicas de Jacarepaguá Ltda.	BRA	NIA	Esho - Empresa de Serviços Hospitalares S.A.	Ownership	100.000	UnitedHealth Group Incorporated	NO	
		00000	98-1310065				Hospital de Clínicas de Jacarepaguá Ltda.	BRA	NIA	Cemed Care - Empresa de Atendimento Clínico Geral Ltda.	Ownership	0.000	UnitedHealth Group Incorporated	NO	
		00000	98-1332673				Hospital Santa Helena S.A.	BRA	NIA	Elual Participações S.A.	Ownership	0.654	UnitedHealth Group Incorporated	NO	
		00000	98-1332673				Hospital Santa Helena S.A.	BRA	NIA	Esho - Empresa de Serviços Hospitalares S.A.	Ownership	99.346	UnitedHealth Group Incorporated	NO	
		00000	37-1533130				Housecalls Home Health and Hospice, LLC	WV	NIA	West Virginia Health Care Group, LLC	Ownership	100.000	UnitedHealth Group Incorporated	NO	
		00000	26-2912304				Humedica, Inc.	DE	NIA	United HealthCare Services, Inc.	Ownership	100.000	UnitedHealth Group Incorporated	NO	
		00000	36-4331825				Hygeia Corporation	DE	NIA	UnitedHealth International, Inc.	Ownership	100.000	UnitedHealth Group Incorporated	NO	
		00000	98-1106075				Hygeia Corporation (Ontario)	CAN	NIA	FrontierMEDEX US, Inc.	Ownership	100.000	UnitedHealth Group Incorporated	NO	
		00000	27-2498964				Idaho Health Care Group, LLC	ID	NIA	LHC Group, Inc.	Ownership	100.000	UnitedHealth Group Incorporated	NO	
		00000	84-2230243				Idaho In-Home Healthcare Partnership-I, LLC	ID	NIA	In-Home Healthcare Partnership, LLC	Ownership	100.000	UnitedHealth Group Incorporated	NO	
		00000	84-2311184				Idaho In-Home Partner-I, LLC	ID	NIA	Idaho Health Care Group, LLC	Ownership	100.000	UnitedHealth Group Incorporated	NO	
		00000	84-4865867				IHD Holdings, LLC	DE	NIA	naviHealth, Inc.	Ownership	100.000	UnitedHealth Group Incorporated	NO	
		00000	46-1708167				Illinois Health Care Group, LLC	IL	NIA	LHC Group, Inc.	Ownership	100.000	UnitedHealth Group Incorporated	NO	
		00000	32-0505528				Illinois Home Care Holdings, LLC	DE	NIA	AFAM Sub I, LLC	Ownership	20.000	UnitedHealth Group Incorporated	NO	
		00000	32-0505528				Illinois Home Care Holdings, LLC	DE	NIA	National Health Industries, Inc.	Ownership	80.000	UnitedHealth Group Incorporated	NO	
		00000	46-4924177				Illinois Home Health Care, LLC	IL	NIA	Illinois Health Care Group, LLC	Ownership	100.000	UnitedHealth Group Incorporated	NO	
		00000	82-1341098				Illinois Independent Care Network, LLC	DE	NIA	Surgical Care Affiliates, LLC	Ownership	100.000	UnitedHealth Group Incorporated	NO	
		00000	38-3925282				Illinois LIV, LLC	IL	NIA	Illinois Home Health Care, LLC	Ownership	99.000	UnitedHealth Group Incorporated	NO	
		00000	38-3925282				Illinois LIV, LLC	IL	NIA	Illinois Health Care Group, LLC	Ownership	1.000	UnitedHealth Group Incorporated	NO	
		00000	20-4351923				Impel Consulting Experts, L.L.C.	TX	NIA	Impel Management Services, L.L.C.	Ownership	100.000	UnitedHealth Group Incorporated	NO	
		00000	75-2574317				Impel Management Services, L.L.C.	TX	NIA	USMD Holdings, Inc.	Ownership	100.000	UnitedHealth Group Incorporated	NO	
		00000	86-3297600				Imperium Clinical Partner III, LLC	KY	NIA	Imperium Health Management, LLC	Ownership	100.000	UnitedHealth Group Incorporated	NO	
		00000	86-3297432				Imperium Clinical Partners II, LLC	KY	NIA	Imperium Health Management, LLC	Ownership	100.000	UnitedHealth Group Incorporated	NO	

SCHEDULE Y

PART 1A - DETAIL OF INSURANCE HOLDING COMPANY SYSTEM

1 Group Code	2 Group Name	3 NAIC Company Code	4 ID Number	5 Federal RSSD	6 CIK	7 Name of Securities Exchange if Publicly Traded (U.S. or International)	8 Names of Parent, Subsidiaries Or Affiliates	9 Domiciliary Location	10 Relationship to Reporting Entity	11 Directly Controlled by (Name of Entity/Person)	12 Type of Control (Ownership, Board, Management, Attorney-in-Fact, Influence, Other)	13 If Control is Ownership Provide Percentage	14 Ultimate Controlling Entity(ies)/Person(s)	15 Is an SCA Filing Required? (Yes/No)	16 *
		00000	86-3255691				Imperium Clinical Partners, LLC	KY	NIA	Imperium Health Management, LLC	Ownership	100.000	UnitedHealth Group Incorporated	NO	
		00000	45-2788800				Imperium Health Management, LLC	KY	NIA	Almost Family, Inc.	Ownership	100.000	UnitedHealth Group Incorporated	NO	
		00000	46-3029953				IN HomeCare Network Central, LLC	IN	NIA	National Health Industries, Inc.	Ownership	100.000	UnitedHealth Group Incorporated	NO	
		00000	46-3020499				IN Homecare Network North, LLC	IN	NIA	National Health Industries, Inc.	Ownership	100.000	UnitedHealth Group Incorporated	NO	
		00000	27-3296953				IN Style OPTICAL, LLC	MA	NIA	Reliant Medical Group, Inc.	Ownership	100.000	UnitedHealth Group Incorporated	NO	1
		00000	84-3322624				In-Home Healthcare Partnership II, LLC	DE	NIA	LHCG Partner, LLC	Ownership	100.000	UnitedHealth Group Incorporated	NO	
		00000	36-4854493				In-Home Healthcare Partnership of Texas-I, LLC	TX	NIA	In-Home Healthcare Partnership, LLC	Ownership	100.000	UnitedHealth Group Incorporated	NO	
		00000	38-4019518				In-Home Healthcare Partnership, LLC	DE	NIA	LHCG Partner, LLC	Ownership	80.000	UnitedHealth Group Incorporated	NO	
		00000	35-2582227				In-Home Partner of Texas-I, LLC	TX	NIA	In-Home Healthcare Partnership of Texas-I, LLC	Ownership	100.000	UnitedHealth Group Incorporated	NO	
		00000	45-4132005				Indiana Care Organization, LLC	IN	NIA	AHN Target Holdings, LLC	Ownership	100.000	UnitedHealth Group Incorporated	NO	
		00000	27-5130167				Indiana Health Care Group, LLC	IN	NIA	LHC Group, Inc.	Ownership	100.000	UnitedHealth Group Incorporated	NO	
		00000	63-1112659				Infirmary Home Health Agency, Inc.	AL	NIA	Alabama Health Care Group, LLC	Ownership	67.000	UnitedHealth Group Incorporated	NO	
		00000	22-3980674				Ingenios Health Co.	DE	NIA	Ingenios Health Holdings, Inc.	Ownership	100.000	UnitedHealth Group Incorporated	NO	
		00000	46-0896098				Ingenios Health Holdings, Inc.	DE	NIA	Almost Family, Inc.	Ownership	100.000	UnitedHealth Group Incorporated	NO	
		00000	33-0618077				Inland Faculty Medical Group, Inc.	CA	NIA	NAMM Medical Group Holdings, Inc.	Ownership	100.000	UnitedHealth Group Incorporated	NO	1
		00000	33-0018673				Inland Surgery Center, L.P.	CA	NIA	Redlands Ambulatory Surgery Center	Ownership	51.000	UnitedHealth Group Incorporated	NO	
		00000	33-0018673				Inland Surgery Center, L.P.	CA	NIA	SC Affiliates, LLC	Ownership	6.156	UnitedHealth Group Incorporated	NO	
		00000					Inmobiliaria Apoquindo 3001 S.A.	CHL	NIA	Inmobiliaria Apoquindo S.A.	Ownership	99.999	UnitedHealth Group Incorporated	NO	
		00000					Inmobiliaria Apoquindo 3001 S.A.	CHL	NIA	Cobranzas Banmédica SpA	Ownership	0.001	UnitedHealth Group Incorporated	NO	
		00000	98-1458683				Inmobiliaria Apoquindo 3600 Ltda.	CHL	NIA	Banmédica S.A.	Ownership	99.700	UnitedHealth Group Incorporated	NO	
		00000	98-1458683				Inmobiliaria Apoquindo 3600 Ltda.	CHL	NIA	Inmobiliaria Apoquindo 3001 S.A.	Ownership	0.300	UnitedHealth Group Incorporated	NO	
		00000	98-1443174				Inmobiliaria Apoquindo S.A.	CHL	NIA	Banmédica S.A.	Ownership	100.000	UnitedHealth Group Incorporated	NO	
		00000	98-1443174				Inmobiliaria Apoquindo S.A.	CHL	NIA	Saden S.A.	Ownership	0.000	UnitedHealth Group Incorporated	NO	
		00000	98-1458682				Inmobiliaria Clínica Santa María S.A.	CHL	NIA	Banmédica S.A.	Ownership	99.510	UnitedHealth Group Incorporated	NO	
		00000	98-1454653				Inmobiliaria e Inversiones Alameda S.A.	CHL	NIA	Saden S.A.	Ownership	0.020	UnitedHealth Group Incorporated	NO	
		00000	98-1454653				Inmobiliaria e Inversiones Alameda S.A.	CHL	NIA	Banmédica S.A.	Ownership	99.980	UnitedHealth Group Incorporated	NO	
		00000					Inmobiliaria e Inversiones Nueva Apoquindo SpA	CHL	NIA	Banmédica S.A.	Ownership	100.000	UnitedHealth Group Incorporated	NO	
		00000	98-1460922				Inmobiliaria Viñamed Ltda.	CHL	NIA	Administradora Médica Centromed S.A.	Ownership	99.900	UnitedHealth Group Incorporated	NO	
		00000	30-0781533				Innovative Senior Care Home Health of Alabama, LLC	DE	NIA	Health at Home Holdings - Alabama, LLC	Ownership	100.000	UnitedHealth Group Incorporated	NO	
		00000	27-2065054				Innovative Senior Care Home Health of Albuquerque, LLC	DE	NIA	Health at Home Holdings - Albuquerque, LLC	Ownership	100.000	UnitedHealth Group Incorporated	NO	
		00000	26-3445981				Innovative Senior Care Home Health of Boston, LLC	DE	NIA	Health at Home Holdings - Boston, LLC	Ownership	100.000	UnitedHealth Group Incorporated	NO	
		00000	27-4318872				Innovative Senior Care Home Health of Charlotte, LLC	DE	NIA	Health at Home Holdings - Charlotte, LLC	Ownership	100.000	UnitedHealth Group Incorporated	NO	
		00000	27-0329830				Innovative Senior Care Home Health of Chicago, LLC	DE	NIA	Health at Home Holdings - Chicago, LLC	Ownership	100.000	UnitedHealth Group Incorporated	NO	
		00000	26-2611755				Innovative Senior Care Home Health of Detroit, LLC	DE	NIA	Health at Home Holdings - Detroit, LLC	Ownership	100.000	UnitedHealth Group Incorporated	NO	
		00000	27-2620181				Innovative Senior Care Home Health of Durham, LLC	DE	NIA	Health at Home Holdings - Durham, LLC	Ownership	100.000	UnitedHealth Group Incorporated	NO	
		00000	27-2619513				Innovative Senior Care Home Health of Edmond, LLC	DE	NIA	Health at Home Holdings - Edmond, LLC	Ownership	100.000	UnitedHealth Group Incorporated	NO	
		00000	45-2502527				Innovative Senior Care Home Health of Hartford, LLC	DE	NIA	Tennessee Health Care Group, LLC	Ownership	100.000	UnitedHealth Group Incorporated	NO	

SCHEDULE Y

PART 1A - DETAIL OF INSURANCE HOLDING COMPANY SYSTEM

1 Group Code	2 Group Name	3 NAIC Company Code	4 ID Number	5 Federal RSSD	6 CIK	7 Name of Securities Exchange if Publicly Traded (U.S. or International)	8 Names of Parent, Subsidiaries Or Affiliates	9 Domiciliary Location	10 Relationship to Reporting Entity	11 Directly Controlled by (Name of Entity/Person)	12 Type of Control (Ownership, Board, Management, Attorney-in-Fact, Influence, Other)	13 If Control is Ownership Provide Percentage	14 Ultimate Controlling Entity(ies)/Person(s)	15 Is an SCA Filing Required? (Yes/No)	16 *
		00000	45-2952600				Innovative Senior Care Home Health of High Point, LLC	DE	NIA	Health at Home Holdings - High Point, LLC	Ownership	100.000	UnitedHealth Group Incorporated	NO	
		00000	26-3285980				Innovative Senior Care Home Health of Indianapolis, LLC	DE	NIA	Health at Home Holdings - Indianapolis, LLC	Ownership	100.000	UnitedHealth Group Incorporated	NO	
		00000	26-3445808				Innovative Senior Care Home Health of Minneapolis, LLC	DE	NIA	ISCHH of Minneapolis Holdings, LLC	Ownership	100.000	UnitedHealth Group Incorporated	NO	
		00000	26-1736377				Innovative Senior Care Home Health of Ohio, LLC	DE	NIA	Health at Home Holdings - Ohio, LLC	Ownership	100.000	UnitedHealth Group Incorporated	NO	
		00000	27-2399264				Innovative Senior Care Home Health of Philadelphia, LLC	DE	NIA	Health at Home Holdings - Philadelphia, LLC	Ownership	100.000	UnitedHealth Group Incorporated	NO	
		00000	26-2863172				Innovative Senior Care Home Health of Portland, LLC	DE	NIA	Health at Home Holdings - Portland, LLC	Ownership	100.000	UnitedHealth Group Incorporated	NO	
		00000	45-2502463				Innovative Senior Care Home Health of Rhode Island, LLC	DE	NIA	LHCG CCXIV, LLC	Ownership	100.000	UnitedHealth Group Incorporated	NO	
		00000	26-3445898				Innovative Senior Care Home Health of St. Louis, LLC	DE	NIA	Health at Home Holdings - St. Louis, LLC	Ownership	100.000	UnitedHealth Group Incorporated	NO	
		00000	27-4586855				Innovative Senior Care Home Health of Tulsa, LLC	DE	NIA	Health at Home Holdings - Tulsa, LLC	Ownership	100.000	UnitedHealth Group Incorporated	NO	
		00000	47-5640889				INOV8 Surgical at Memorial City, LLC	TX	NIA	Memorial City Partners, LLC	Ownership	100.000	UnitedHealth Group Incorporated	NO	
		00000	88-0482274				inPharmative, Inc.	NV	NIA	OptumRx Health Solutions, LLC	Ownership	100.000	UnitedHealth Group Incorporated	NO	
		00000	45-2563134				Inspiris Medical Services of New Jersey, P.C.	NJ	NIA	Physician(s) Owned	Influence	0.000	UnitedHealth Group Incorporated	NO	1
		00000	27-1561674				INSPIRIS of Michigan Medical Services, P.C.	MI	NIA	Physician(s) Owned	Influence	0.000	UnitedHealth Group Incorporated	NO	1
		00000	13-4168739				INSPIRIS of New York Medical Services, P.C.	NY	NIA	Physician(s) Owned	Influence	0.000	UnitedHealth Group Incorporated	NO	1
		00000	26-2895670				INSPIRIS of Pennsylvania Medical Services, P.C.	PA	NIA	Physician(s) Owned	Influence	0.000	UnitedHealth Group Incorporated	NO	1
		00000	26-2885572				INSPIRIS of Texas Physician Group	TX	NIA	Optum Care Services Company	Ownership	100.000	UnitedHealth Group Incorporated	NO	
		00000	33-0766366				Inspiris, Inc.	DE	NIA	Collaborative Care Holdings, LLC	Ownership	100.000	UnitedHealth Group Incorporated	NO	
		00000					Instituto Radium de Cammpinas Ltda	BRA	NIA	Esho - Empresa de Serviços Hospitalares S.A.	Ownership	0.000	UnitedHealth Group Incorporated	NO	
		00000					Instituto Radium de Cammpinas Ltda	BRA	NIA	COI - Clínicas Oncológicas Integradas S.A.	Ownership	100.000	UnitedHealth Group Incorporated	NO	
		00000	27-2557480				Integrated Behavioral Health, LLC	LA	NIA	Refresh Mental Health, Inc.	Ownership	100.000	UnitedHealth Group Incorporated	NO	
		00000	95-0856292				Inter-Hospital Physicians Association, Inc.	OR	NIA	Optum Oregon MSO, LLC	Ownership	100.000	UnitedHealth Group Incorporated	NO	
0707	UnitedHealth Group Incorporated	11173	22-2321226				International Healthcare Services, Inc.	NJ	IA	Healthplex, Inc.	Ownership	100.000	UnitedHealth Group Incorporated	NO	
		00000					Inverclinco S.A.S.	COL	NIA	CDC Holdings Colombia S.A.S.	Ownership	50.000	UnitedHealth Group Incorporated	NO	
		00000					Inverclinco S.A.S.	COL	NIA	Banmédica Internacional SpA	Ownership	50.000	UnitedHealth Group Incorporated	NO	
		00000	98-1452273				Inversiones Clínicas Santa María SpA	CHL	NIA	Banmédica S.A.	Ownership	100.000	UnitedHealth Group Incorporated	NO	
		00000	93-1688504				IPN Optum Care Network, LLC	DE	NIA	Optum Care Networks, Inc.	Ownership	55.000	UnitedHealth Group Incorporated	NO	
		00000	98-1448096				Isapre Banmédica S.A.	CHL	NIA	Clínica Dávila y Servicios Médicos S.p.A.	Ownership	0.000	UnitedHealth Group Incorporated	NO	
		00000	98-1448096				Isapre Banmédica S.A.	CHL	NIA	Banmédica S.A.	Ownership	100.000	UnitedHealth Group Incorporated	NO	
		00000	87-0915370				ISCHH of Minneapolis Holdings, LLC	DE	NIA	Health at Home Holdings, LLC	Ownership	100.000	UnitedHealth Group Incorporated	NO	
		00000	26-3042590				Jackson County Home Health, LLC	WV	NIA	LHC HomeCare of West Virginia, LLC	Ownership	100.000	UnitedHealth Group Incorporated	NO	
		00000	26-3375646				Jackson Home Care Services, LLC	DE	NIA	AF-CH-HH, LLC	Ownership	100.000	UnitedHealth Group Incorporated	NO	
		00000	93-1467301				Jacksonville Ambulatory Surgery Center, LLC	FL	NIA	SC Affiliates, LLC	Ownership	100.000	UnitedHealth Group Incorporated	NO	
		00000	26-1806757				Jefferson Regional HomeCare, LLC	AR	NIA	Arkansas Health Care Group, LLC	Ownership	67.000	UnitedHealth Group Incorporated	NO	
		00000	20-5337793				Johnston Surgicare, L.P.	RI	NIA	Surgery Center Holding, LLC	Ownership	1.000	UnitedHealth Group Incorporated	NO	
		00000	74-2544709				Joliet Surgery Center Limited Partnership	IL	NIA	Surgicare of Joliet, Inc.	Ownership	27.143	UnitedHealth Group Incorporated	NO	2
		00000	26-3013277				Jonathan E. Goldberg, Ph.D., Inc.	MA	NIA	Physician(s) Owned	Influence	0.000	UnitedHealth Group Incorporated	NO	1
		00000	68-0624157				Jordan Ridge Family Medicine, LLC	DE	NIA	Collaborative Care Services, Inc.	Ownership	100.000	UnitedHealth Group Incorporated	NO	
		00000	26-3388719				Jourdanton Home Care Services, LLC	DE	NIA	AFAM Holding Co, LLC	Ownership	100.000	UnitedHealth Group Incorporated	NO	

SCHEDULE Y

PART 1A - DETAIL OF INSURANCE HOLDING COMPANY SYSTEM

1 Group Code	2 Group Name	3 NAIC Company Code	4 ID Number	5 Federal RSSD	6 CIK	7 Name of Securities Exchange if Publicly Traded (U.S. or International)	8 Names of Parent, Subsidiaries Or Affiliates	9 Domiciliary Location	10 Relationship to Reporting Entity	11 Directly Controlled by (Name of Entity/Person)	12 Type of Control (Ownership, Board, Management, Attorney-in-Fact, Influence, Other)	13 If Control is Ownership Provide Percentage	14 Ultimate Controlling Entity(ies)/Person(s)	15 Is an SCA Filing Required? (Yes/No)	16 *
		00000	46-4755857				Joyable, Inc.	DE	NIA	AbleTo, Inc.	Ownership	100.000	UnitedHealth Group Incorporated	NO	
		00000	26-3478896				Joyce Marter & Associates, P.C.	IL	NIA	Physician(s) Owned	Influence	0.000	UnitedHealth Group Incorporated	NO	1
		00000	83-2306992				JPM Healthcare LLC	DE	NIA	SCA-JPM Holdings, LLC	Ownership	51.000	UnitedHealth Group Incorporated	NO	
		00000	30-0089259				K.P. Counseling, Ltd.	IL	NIA	Physician(s) Owned	Influence	0.000	UnitedHealth Group Incorporated	NO	1
		00000	84-4763920				Kambros, LLC	ID	NIA	Idaho Health Care Group, LLC	Ownership	100.000	UnitedHealth Group Incorporated	NO	
		00000	76-0386391				Kelsey-Seybold Medical Group, PLLC	TX	NIA	Physician(s) Owned	Influence	0.000	UnitedHealth Group Incorporated	NO	1
0707	UnitedHealth Group Incorporated	16541	83-2701907				KelseyCare Administrators LLC	TX	IA	KS Management Services, L.L.C.	Ownership	100.000	UnitedHealth Group Incorporated	NO	
		00000	47-4074341				Kentuckiana Clinical Partners, LLC	KY	NIA	Imperium Health Management, LLC	Ownership	100.000	UnitedHealth Group Incorporated	NO	
		00000	47-4035777				Kentucky Accountable Care, LLC	KY	NIA	Imperium Health Management, LLC	Ownership	100.000	UnitedHealth Group Incorporated	NO	
		00000	47-4005600				Kentucky Clinical Partners, LLC	KY	NIA	Imperium Health Management, LLC	Ownership	100.000	UnitedHealth Group Incorporated	NO	
		00000	51-0588603				Kentucky Health Care Group, LLC	KY	NIA	LHC Group, Inc.	Ownership	100.000	UnitedHealth Group Incorporated	NO	
		00000	46-4950585				Kentucky Home Health Care, LLC	KY	NIA	Kentucky Health Care Group, LLC	Ownership	100.000	UnitedHealth Group Incorporated	NO	
		00000	26-4812417				Kentucky HomeCare of Henderson, LLC	KY	NIA	Kentucky Health Care Group, LLC	Ownership	100.000	UnitedHealth Group Incorporated	NO	
		00000	36-4861510				Kentucky In-Home Healthcare Partnership-I, LLC	KY	NIA	In-Home Healthcare Partnership, LLC	Ownership	100.000	UnitedHealth Group Incorporated	NO	
		00000	30-1017396				Kentucky In-Home Healthcare Partnership-II, LLC	KY	NIA	In-Home Healthcare Partnership, LLC	Ownership	100.000	UnitedHealth Group Incorporated	NO	
		00000	35-2592972				Kentucky In-Home Partner-I, LLC	KY	NIA	Kentucky In-Home Healthcare Partnership-I, LLC	Ownership	100.000	UnitedHealth Group Incorporated	NO	
		00000	82-3982951				Kentucky In-Home Partner-II, LLC	KY	NIA	Kentucky Health Care Group, LLC	Ownership	100.000	UnitedHealth Group Incorporated	NO	
		00000	46-4923653				Kentucky LV, LLC	KY	NIA	Kentucky Home Health Care, LLC	Ownership	100.000	UnitedHealth Group Incorporated	NO	
		00000	37-1862951				Key West HHA, LLC	FL	NIA	AF-CH-HH, LLC	Ownership	100.000	UnitedHealth Group Incorporated	NO	
		00000	32-0536495				Key West PD, LLC	FL	NIA	AF-CH-HH, LLC	Ownership	100.000	UnitedHealth Group Incorporated	NO	
		00000	30-0358493				Keys Counseling, Inc.	IN	NIA	Physician(s) Owned	Influence	0.000	UnitedHealth Group Incorporated	NO	1
		00000	83-3134941				Keystone Healthcare Partnership, LLC	PA	NIA	Pennsylvania Health Care Group Holdings, LLC	Ownership	75.000	UnitedHealth Group Incorporated	NO	
		00000	30-0961579				Kirksville Home Care Services, LLC	MO	NIA	AF-CH-HH, LLC	Ownership	100.000	UnitedHealth Group Incorporated	NO	
		00000	38-3940574				Knoxville Home Care Services, LLC	DE	NIA	AF-CH-HH, LLC	Ownership	100.000	UnitedHealth Group Incorporated	NO	
		00000	86-2407758				Kokomo Outpatient Surgery Center, LLC	IN	NIA	SC Affiliates, LLC	Ownership	100.000	UnitedHealth Group Incorporated	NO	
		00000	76-0602862				KS Management Services, L.L.C.	TX	NIA	KSMS Intermediate Holdings II, LLC	Ownership	100.000	UnitedHealth Group Incorporated	NO	
		00000	84-2355006				KS Pharm, LLC	TX	NIA	Kelsey-Seybold Medical Group, PLLC	Ownership	100.000	UnitedHealth Group Incorporated	NO	1
0707	UnitedHealth Group Incorporated	12827	20-5602615				KS Plan Administrators, LLC	TX	IA	KS Management Services, L.L.C.	Ownership	100.000	UnitedHealth Group Incorporated	NO	
		00000	84-2241460				KS SC, LLC	TX	NIA	Kelsey-Seybold Medical Group, PLLC	Ownership	100.000	UnitedHealth Group Incorporated	NO	1
		00000	84-2590138				KSMS Holdings, LLC	TX	NIA	Transformer TX Holdings, LLC	Ownership	100.000	UnitedHealth Group Incorporated	NO	
		00000	84-2598581				KSMS Intermediate Holdings I, LLC	TX	NIA	KSMS Holdings, LLC	Ownership	100.000	UnitedHealth Group Incorporated	NO	
		00000	84-2646230				KSMS Intermediate Holdings II, LLC	TX	NIA	KSMS Intermediate Holdings I, LLC	Ownership	100.000	UnitedHealth Group Incorporated	NO	
		00000					La Esperanza del Perú S.A.	PER	NIA	Pacífico S.A. Entidad Prestadora de Salud	Ownership	100.000	UnitedHealth Group Incorporated	NO	
		00000	81-0704452				La Porte Home Care Services, LLC	DE	NIA	AF-CH-HH, LLC	Ownership	100.000	UnitedHealth Group Incorporated	NO	
		00000	98-1456202				Laboratorio ROE S.A.	PER	NIA	Pacífico S.A. Entidad Prestadora de Salud	Ownership	100.000	UnitedHealth Group Incorporated	NO	
		00000					Laboratorios Médicos Amed Quilpué S.A.	CHL	NIA	Centromed Quilpué S.A.	Ownership	99.900	UnitedHealth Group Incorporated	NO	
		00000					Laboratorios Médicos Amed Quilpué S.A.	CHL	NIA	Servicios Médicos Amed Quilpué S.A.	Ownership	0.100	UnitedHealth Group Incorporated	NO	
		00000	27-3073250				Lakeland Home Care Services, LLC	DE	NIA	AFAM Holding Co II, LLC	Ownership	100.000	UnitedHealth Group Incorporated	NO	
		00000	26-3376587				Lancaster Home Care Services, LLC	DE	NIA	AFAM Holding Co, LLC	Ownership	100.000	UnitedHealth Group Incorporated	NO	
		00000	82-5437916				Landmark Group Holdings, LLC	DE	NIA	Laser Acquisition Holdings III, LLC	Ownership	100.000	UnitedHealth Group Incorporated	NO	
		00000	36-4785073				Landmark Health NY IPA, LLC	NY	NIA	Landmark Health, LLC	Ownership	100.000	UnitedHealth Group Incorporated	NO	
		00000	37-1774991				Landmark Health NY PO, LLC	DE	NIA	Landmark Health, LLC	Ownership	100.000	UnitedHealth Group Incorporated	NO	
		00000	35-2547489				Landmark Health of California, LLC	DE	NIA	Landmark Health, LLC	Ownership	100.000	UnitedHealth Group Incorporated	NO	
		00000	35-2616929				Landmark Health of Massachusetts, LLC	DE	NIA	Landmark Health, LLC	Ownership	100.000	UnitedHealth Group Incorporated	NO	
		00000	37-1880434				Landmark Health of North Carolina, LLC	NC	NIA	Landmark MSO, LLC	Ownership	100.000	UnitedHealth Group Incorporated	NO	
		00000	38-3952354				Landmark Health of Oregon, LLC	DE	NIA	Landmark Health, LLC	Ownership	100.000	UnitedHealth Group Incorporated	NO	

SCHEDULE Y

PART 1A - DETAIL OF INSURANCE HOLDING COMPANY SYSTEM

1 Group Code	2 Group Name	3 NAIC Company Code	4 ID Number	5 Federal RSSD	6 CIK	7 Name of Securities Exchange if Publicly Traded (U.S. or International)	8 Names of Parent, Subsidiaries Or Affiliates	9 Domiciliary Location	10 Relationship to Reporting Entity	11 Directly Controlled by (Name of Entity/Person)	12 Type of Control (Ownership, Board, Management, Attorney-in-Fact, Influence, Other)	13 If Control is Ownership Provide Percentage	14 Ultimate Controlling Entity(ies)/Person(s)	15 Is an SCA Filing Required? (Yes/No)	16 *
		00000	61-1781940				Landmark Health of Pennsylvania, LLC	DE	NIA	Landmark Health, LLC	Ownership	100.000	UnitedHealth Group Incorporated	NO	
		00000	61-1752988				Landmark Health of Washington, LLC	DE	NIA	Landmark Health, LLC	Ownership	100.000	UnitedHealth Group Incorporated	NO	
		00000					Landmark Health Technologies Private Limited	IND	NIA	Landmark India, LLC	Ownership	0.010	UnitedHealth Group Incorporated	NO	
		00000					Landmark Health Technologies Private Limited	IND	NIA	Landmark Health, LLC	Ownership	99.990	UnitedHealth Group Incorporated	NO	
		00000	46-3015502				Landmark Health, LLC	DE	NIA	Landmark Group Holdings, LLC	Ownership	100.000	UnitedHealth Group Incorporated	NO	
		00000	37-1776229				Landmark India, LLC	DE	NIA	Landmark Health, LLC	Ownership	100.000	UnitedHealth Group Incorporated	NO	
		00000	85-0997438				Landmark Medical of Arkansas, P.A.	AR	NIA	Physician(s) Owned	Influence	0.000	UnitedHealth Group Incorporated	NO	1
		00000	47-4553619				Landmark Medical of California, PC	CA	NIA	Physician(s) Owned	Influence	0.000	UnitedHealth Group Incorporated	NO	1
		00000	83-2295301				Landmark Medical of Connecticut, PC	CT	NIA	Physician(s) Owned	Influence	0.000	UnitedHealth Group Incorporated	NO	1
		00000	85-0838149				Landmark Medical of Florida, P.A.	FL	NIA	Physician(s) Owned	Influence	0.000	UnitedHealth Group Incorporated	NO	1
		00000	92-0496439				Landmark Medical of Idaho, PC	ID	NIA	Physician(s) Owned	Influence	0.000	UnitedHealth Group Incorporated	NO	1
		00000	82-4633545				Landmark Medical of Kansas, P.A.	KS	NIA	Physician(s) Owned	Influence	0.000	UnitedHealth Group Incorporated	NO	1
		00000	82-4881602				Landmark Medical of Kentucky, PSC	KY	NIA	Physician(s) Owned	Influence	0.000	UnitedHealth Group Incorporated	NO	1
		00000	82-4881732				Landmark Medical of Louisiana, a Professional Corporation	LA	NIA	Physician(s) Owned	Influence	0.000	UnitedHealth Group Incorporated	NO	1
		00000	81-5364097				Landmark Medical of Massachusetts, PLLC	MA	NIA	Physician(s) Owned	Influence	0.000	UnitedHealth Group Incorporated	NO	1
		00000	86-3599871				Landmark Medical of Michigan, P.C.	MI	NIA	Physician(s) Owned	Influence	0.000	UnitedHealth Group Incorporated	NO	1
		00000	82-5084178				Landmark Medical of Mississippi, P.C.	MS	NIA	Physician(s) Owned	Influence	0.000	UnitedHealth Group Incorporated	NO	1
		00000	82-4857713				Landmark Medical of Missouri, P.C.	MO	NIA	Physician(s) Owned	Influence	0.000	UnitedHealth Group Incorporated	NO	1
		00000	85-1174070				Landmark Medical of New Hampshire, P.C.	NH	NIA	Physician(s) Owned	Influence	0.000	UnitedHealth Group Incorporated	NO	1
		00000	82-4256752				Landmark Medical of North Carolina, P.C.	NC	NIA	Physician(s) Owned	Influence	0.000	UnitedHealth Group Incorporated	NO	1
		00000	82-4864947				Landmark Medical of Ohio, Professional Corporation	OH	NIA	Physician(s) Owned	Influence	0.000	UnitedHealth Group Incorporated	NO	1
		00000	47-2926188				Landmark Medical of Oregon, PC	OR	NIA	Physician(s) Owned	Influence	0.000	UnitedHealth Group Incorporated	NO	1
		00000	81-1605378				Landmark Medical of Pennsylvania, PC	PA	NIA	Physician(s) Owned	Influence	0.000	UnitedHealth Group Incorporated	NO	1
		00000	84-2830065				Landmark Medical of Rhode Island, PC	RI	NIA	Physician(s) Owned	Influence	0.000	UnitedHealth Group Incorporated	NO	1
		00000	30-1288593				Landmark Medical of Tennessee, PC	TN	NIA	Physician(s) Owned	Influence	0.000	UnitedHealth Group Incorporated	NO	1
		00000	83-2296389				Landmark Medical of Texas, PA	TX	NIA	Physician(s) Owned	Influence	0.000	UnitedHealth Group Incorporated	NO	1
		00000	84-2660339				Landmark Medical of Utah, PC	UT	NIA	Physician(s) Owned	Influence	0.000	UnitedHealth Group Incorporated	NO	1
		00000	85-0839774				Landmark Medical of Virginia, P.C.	VA	NIA	Physician(s) Owned	Influence	0.000	UnitedHealth Group Incorporated	NO	1
		00000	47-3028655				Landmark Medical of Washington, PC	WA	NIA	Physician(s) Owned	Influence	0.000	UnitedHealth Group Incorporated	NO	1
		00000	47-1588943				Landmark Medical, P.C.	NY	NIA	Physician(s) Owned	Influence	0.000	UnitedHealth Group Incorporated	NO	1
		00000	32-0446592				Landmark MSO, LLC	DE	NIA	Landmark Health, LLC	Ownership	100.000	UnitedHealth Group Incorporated	NO	
		00000	85-3189716				Landmark Primary Care, LLC	DE	NIA	Landmark Health, LLC	Ownership	100.000	UnitedHealth Group Incorporated	NO	
		00000					Laser Acquisition Holdings III, LLC	DE	NIA	OptumHealth Holdings, LLC	Ownership	100.000	UnitedHealth Group Incorporated	NO	
		00000	81-3732334				LDI Holding Company, LLC	DE	NIA	Diplomat Pharmacy, Inc.	Ownership	100.000	UnitedHealth Group Incorporated	NO	
		00000	20-1257620				Leaf River Home Health Care, LLC	MS	NIA	Mississippi Health Care Group, LLC	Ownership	100.000	UnitedHealth Group Incorporated	NO	
		00000	81-3741657				Leehar Distributors, LLC	DE	NIA	LDI Holding Company, LLC	Ownership	100.000	UnitedHealth Group Incorporated	NO	
		00000	32-0543788				Level2 Health Holdings, Inc.	DE	NIA	UnitedHealthcare, Inc.	Ownership	100.000	UnitedHealth Group Incorporated	NO	
		00000	82-3161933				Level2 Health IPA, LLC	DE	NIA	Level2 Health Holdings, Inc.	Ownership	100.000	UnitedHealth Group Incorporated	NO	
		00000	82-3130872				Level2 Health Management, LLC	DE	NIA	Level2 Health Holdings, Inc.	Ownership	100.000	UnitedHealth Group Incorporated	NO	
		00000	84-5003916				Level2 Medical Services, P.A.	DE	NIA	Physician(s) Owned	Influence	0.000	UnitedHealth Group Incorporated	NO	1
		00000	87-2684015				Level2 Medical Services, P.A. New Jersey	NJ	NIA	Physician(s) Owned	Influence	0.000	UnitedHealth Group Incorporated	NO	1
		00000	87-2600511				Level2 Medical Services, P.C. Alaska	AK	NIA	Physician(s) Owned	Influence	0.000	UnitedHealth Group Incorporated	NO	1
		00000	92-1153396				Level2 Medical Services, P.C. California	CA	NIA	Physician(s) Owned	Influence	0.000	UnitedHealth Group Incorporated	NO	1
		00000	87-0989804				Level2 Medical Services, P.C. Utah	UT	NIA	Physician(s) Owned	Influence	0.000	UnitedHealth Group Incorporated	NO	1
		00000	61-1028180				Lexington Surgery Center, Ltd.	KY	NIA	Surgery Center of Lexington, LLC	Ownership	74.500	UnitedHealth Group Incorporated	NO	2

SCHEDULE Y

PART 1A - DETAIL OF INSURANCE HOLDING COMPANY SYSTEM

1 Group Code	2 Group Name	3 NAIC Company Code	4 ID Number	5 Federal RSSD	6 CIK	7 Name of Securities Exchange if Publicly Traded (U.S. or International)	8 Names of Parent, Subsidiaries Or Affiliates	9 Domiciliary Location	10 Relationship to Reporting Entity	11 Directly Controlled by (Name of Entity/Person)	12 Type of Control (Ownership, Board, Management, Attorney-in-Fact, Influence, Other)	13 If Control is Ownership Provide Percentage	14 Ultimate Controlling Entity(ies)/Person(s)	15 Is an SCA Filing Required? (Yes/No)	16 *
		00000	36-3468942				LGH-A/Golf ASTC, L.L.C.	IL	NIA	Advocate-SCA Partners, LLC	Ownership	49.000	UnitedHealth Group Incorporated	NO	2
		00000	93-2898181				LHC California Home Health I, LLC	DE	NIA	California Health Care Group, LLC	Ownership	100.000	UnitedHealth Group Incorporated	NO	
		00000	86-2405954				LHC Group Health Clinic, LLC	LA	NIA	Louisiana Health Care Group, L.L.C.	Ownership	100.000	UnitedHealth Group Incorporated	NO	
		00000	81-2871053				LHC Group Pharmaceutical Services II, LLC	LA	NIA	LHC Group, Inc.	Ownership	100.000	UnitedHealth Group Incorporated	NO	
		00000	81-5023883				LHC Group Pharmaceutical Services III, LLC	LA	NIA	LHC Group, Inc.	Ownership	100.000	UnitedHealth Group Incorporated	NO	
		00000	83-0375302				LHC Group Pharmaceutical Services, L.L.C.	LA	NIA	LHC Group, Inc.	Ownership	100.000	UnitedHealth Group Incorporated	NO	
		00000	84-4689378				LHC Group Recruiting & Training Center, LLC	DE	NIA	LHC Group, Inc.	Ownership	100.000	UnitedHealth Group Incorporated	NO	
		00000	71-0918189				LHC Group, Inc.	DE	NIA	UnitedHealth Group Incorporated	Ownership	100.000	UnitedHealth Group Incorporated	NO	
		00000	20-3840328				LHC Health Care Group of Florida, LLC	FL	NIA	LHC Group, Inc.	Ownership	100.000	UnitedHealth Group Incorporated	NO	
		00000					LHC Home Health Care Group of Michigan, LLC	MI	NIA	LHC Group, Inc.	Ownership	100.000	UnitedHealth Group Incorporated	NO	
		00000	51-0588604				LHC HomeCare - Lifeline, LLC	KY	NIA	LHC Group, Inc.	Ownership	100.000	UnitedHealth Group Incorporated	NO	
		00000	26-2678253				LHC HomeCare of Tennessee, LLC	TN	NIA	Tennessee Health Care Group, LLC	Ownership	100.000	UnitedHealth Group Incorporated	NO	
		00000	26-3042468				LHC HomeCare of West Virginia, LLC	WV	NIA	West Virginia Health Care Group, LLC	Ownership	100.000	UnitedHealth Group Incorporated	NO	
		00000	93-3359035				LHC Loveland Home Health I, LLC	DE	NIA	Colorado Health Care Group, LLC	Ownership	100.000	UnitedHealth Group Incorporated	NO	
		00000	47-5307153				LHC Physician Services of West Virginia, LLC	WV	NIA	LHC Physician Services, LLC	Ownership	100.000	UnitedHealth Group Incorporated	NO	
		00000	47-5289323				LHC Physician Services, LLC	LA	NIA	LHC Group, Inc.	Ownership	100.000	UnitedHealth Group Incorporated	NO	
		00000	20-8308248				LHC Real Estate I, LLC	LA	NIA	LHC Group, Inc.	Ownership	100.000	UnitedHealth Group Incorporated	NO	
		00000	47-4185991				LHC Real Estate II, LLC	LA	NIA	LHC Group, Inc.	Ownership	100.000	UnitedHealth Group Incorporated	NO	
		00000	82-1229536				LHCG C, LLC	MS	NIA	LHCG LXXXVIII, LLC	Ownership	100.000	UnitedHealth Group Incorporated	NO	
		00000	87-1012762				LHCG CCI, LLC	VA	NIA	Virginia Health Care Group, LLC	Ownership	100.000	UnitedHealth Group Incorporated	NO	
		00000	86-3803711				LHCG CCII, LLC	AZ	NIA	Arizona Health Care Group, LLC	Ownership	100.000	UnitedHealth Group Incorporated	NO	
		00000	87-0969466				LHCG CCIII, LLC	LA	NIA	Southwest Post-Acute Care Partnership, LLC	Ownership	100.000	UnitedHealth Group Incorporated	NO	
		00000	87-2102125				LHCG CCIV, LLC	VA	NIA	Virginia Health Care Group, LLC	Ownership	100.000	UnitedHealth Group Incorporated	NO	
		00000	88-3216389				LHCG CCIX, LLC	NJ	NIA	New Jersey Health Care Group, LLC	Ownership	100.000	UnitedHealth Group Incorporated	NO	
		00000	87-1462016				LHCG CCV, LLC	LA	NIA	Louisiana Health Care Group, L.L.C.	Ownership	100.000	UnitedHealth Group Incorporated	NO	
		00000	87-2061014				LHCG CCVI, LLC	AL	NIA	Alabama Health Care Group, LLC	Ownership	100.000	UnitedHealth Group Incorporated	NO	
		00000	87-1639987				LHCG CCVII, LLC	OH	NIA	Ohio Health Care Group, LLC	Ownership	100.000	UnitedHealth Group Incorporated	NO	
		00000	87-1640079				LHCG CCVIII, LLC	OH	NIA	Ohio Health Care Group, LLC	Ownership	100.000	UnitedHealth Group Incorporated	NO	
		00000	87-2695298				LHCG CCX, LLC	FL	NIA	LHC Health Care Group of Florida, LLC	Ownership	100.000	UnitedHealth Group Incorporated	NO	
		00000	87-3086258				LHCG CCXI, LLC	NJ	NIA	New Jersey Health Care Group, LLC	Ownership	100.000	UnitedHealth Group Incorporated	NO	
		00000					LHCG CCXII, LLC	NJ	NIA	New Jersey Health Care Group, LLC	Ownership	100.000	UnitedHealth Group Incorporated	NO	
		00000	87-3155545				LHCG CCXIII, LLC	LA	NIA	Southwest Post-Acute Care Partnership, LLC	Ownership	100.000	UnitedHealth Group Incorporated	NO	
		00000	87-3076026				LHCG CCXIV, LLC	RI	NIA	Tennessee Health Care Group, LLC	Ownership	100.000	UnitedHealth Group Incorporated	NO	
		00000					LHCG CCXV, LLC	NJ	NIA	New Jersey Health Care Group, LLC	Ownership	100.000	UnitedHealth Group Incorporated	NO	
		00000	88-0582397				LHCG CCXVI, LLC	LA	NIA	Southwest Post-Acute Care Partnership, LLC	Ownership	100.000	UnitedHealth Group Incorporated	NO	
		00000	88-2549028				LHCG CCXVII, LLC	NJ	NIA	New Jersey Health Care Group, LLC	Ownership	100.000	UnitedHealth Group Incorporated	NO	
		00000	88-4310496				LHCG CCXVIII, LLC	NJ	NIA	New Jersey Health Care Group, LLC	Ownership	100.000	UnitedHealth Group Incorporated	NO	
		00000	88-1480329				LHCG CCXX, LLC	AZ	NIA	Arizona Health Care Group, LLC	Ownership	100.000	UnitedHealth Group Incorporated	NO	
		00000					LHCG CCXXI, LLC	AZ	NIA	Arizona Health Care Group, LLC	Ownership	100.000	UnitedHealth Group Incorporated	NO	
		00000	88-0998942				LHCG CCXXII, LLC	GA	NIA	Southern Georgia Partnership, LLC	Ownership	100.000	UnitedHealth Group Incorporated	NO	
		00000	88-3537696				LHCG CCXXIV, LLC	MD	NIA	Maryland Intermediary-I, LLC	Ownership	100.000	UnitedHealth Group Incorporated	NO	
		00000	88-3537979				LHCG CCXXV, LLC	MD	NIA	Maryland Intermediary-III, LLC	Ownership	100.000	UnitedHealth Group Incorporated	NO	
		00000	88-3281766				LHCG CCXXVI, LLC	GA	NIA	Georgia Health Care Group, L.L.C.	Ownership	100.000	UnitedHealth Group Incorporated	NO	
		00000	88-3285752				LHCG CCXXVII, LLC	GA	NIA	Georgia Health Care Group, L.L.C.	Ownership	100.000	UnitedHealth Group Incorporated	NO	
		00000	88-3303273				LHCG CCXXVIII, LLC	GA	NIA	Georgia Health Care Group, L.L.C.	Ownership	100.000	UnitedHealth Group Incorporated	NO	

SCHEDULE Y

PART 1A - DETAIL OF INSURANCE HOLDING COMPANY SYSTEM

1 Group Code	2 Group Name	3 NAIC Company Code	4 ID Number	5 Federal RSSD	6 CIK	7 Name of Securities Exchange if Publicly Traded (U.S. or International)	8 Names of Parent, Subsidiaries Or Affiliates	9 Domiciliary Location	10 Relationship to Reporting Entity	11 Directly Controlled by (Name of Entity/Person)	12 Type of Control (Ownership, Board, Management, Attorney-in-Fact, Influence, Other)	13 If Control is Ownership Provide Percentage	14 Ultimate Controlling Entity(ies)/Person(s)	15 Is an SCA Filing Required? (Yes/No)	16 *
		00000	92-0578697				LHCG CCXXX, LLC	TN	NIA	West Tennessee HomeCare, LLC	Ownership	100.000	UnitedHealth Group Incorporated	NO	
		00000	92-1741428				LHCG CCXXXI, LLC	DE	NIA	Delaware Health Care Group, LLC	Ownership	100.000	UnitedHealth Group Incorporated	NO	
		00000	92-3591019				LHCG CCXXXIII, LLC	TX	NIA	Southwest Post-Acute Care Partnership, LLC	Ownership	100.000	UnitedHealth Group Incorporated	NO	
		00000	92-3832140				LHCG CCXXXIV, LLC	TX	NIA	Texas Health Care Group, L.L.C.	Ownership	100.000	UnitedHealth Group Incorporated	NO	
		00000	92-3828235				LHCG CCXXXV, LLC	TX	NIA	Texas Health Care Group, L.L.C.	Ownership	100.000	UnitedHealth Group Incorporated	NO	
		00000	82-1487800				LHCG CII, LLC	AR	NIA	Arkansas Health Care Group, LLC	Ownership	100.000	UnitedHealth Group Incorporated	NO	
		00000	82-1639945				LHCG CIV, LLC	AR	NIA	Arkansas Health Care Group, LLC	Ownership	100.000	UnitedHealth Group Incorporated	NO	
		00000	82-2084222				LHCG CIX, LLC	LA	NIA	Southwest Post-Acute Care Partnership, LLC	Ownership	100.000	UnitedHealth Group Incorporated	NO	
		00000	84-2121644				LHCG CL, LLC	MD	NIA	Maryland Health Care Group, LLC	Ownership	100.000	UnitedHealth Group Incorporated	NO	
		00000	85-1221268				LHCG CLI, LLC	TX	NIA	Southwest Post-Acute Care Partnership, LLC	Ownership	100.000	UnitedHealth Group Incorporated	NO	
		00000	84-3325549				LHCG CLII, LLC	NV	NIA	Nevada Health Care Group, LLC	Ownership	100.000	UnitedHealth Group Incorporated	NO	
		00000	84-4776234				LHCG CLIII, LLC	FL	NIA	Central Florida Partnership, LLC	Ownership	100.000	UnitedHealth Group Incorporated	NO	
		00000	84-4776384				LHCG CLIV, LLC	FL	NIA	Central Florida Partnership, LLC	Ownership	100.000	UnitedHealth Group Incorporated	NO	
		00000					LHCG CLIX, LLC	TX	NIA	Texas Health Care Group, L.L.C.	Ownership	100.000	UnitedHealth Group Incorporated	NO	
		00000	84-4829877				LHCG CLV, LLC	FL	NIA	Central Florida Partnership, LLC	Ownership	100.000	UnitedHealth Group Incorporated	NO	
		00000	84-4829979				LHCG CLVI, LLC	FL	NIA	Central Florida Partnership, LLC	Ownership	100.000	UnitedHealth Group Incorporated	NO	
		00000	85-0778549				LHCG CLVII, LLC	FL	NIA	Central Florida Partnership, LLC	Ownership	100.000	UnitedHealth Group Incorporated	NO	
		00000	84-4811662				LHCG CLVIII, LLC	GA	NIA	Georgia Health Care Group, L.L.C.	Ownership	100.000	UnitedHealth Group Incorporated	NO	
		00000	85-0792455				LHCG CLX, LLC	FL	NIA	Central Florida Partnership, LLC	Ownership	100.000	UnitedHealth Group Incorporated	NO	
		00000	85-0788038				LHCG CLXI, LLC	GA	NIA	SunCrest Home Health of Georgia, Inc.	Ownership	67.000	UnitedHealth Group Incorporated	NO	
		00000	85-2210023				LHCG CLXII, LLC	TN	NIA	LHCG LXXXVIII, LLC	Ownership	100.000	UnitedHealth Group Incorporated	NO	
		00000	85-1724529				LHCG CLXIII, LLC	CO	NIA	Colorado Health Care Group, LLC	Ownership	100.000	UnitedHealth Group Incorporated	NO	
		00000	85-2474241				LHCG CLXIV, LLC	GA	NIA	Eastern Georgia Partnership, LLC	Ownership	100.000	UnitedHealth Group Incorporated	NO	
		00000	85-2788913				LHCG CLXIX, LLC	LA	NIA	Louisiana Health Care Group, L.L.C.	Ownership	100.000	UnitedHealth Group Incorporated	NO	
		00000	85-2474342				LHCG CLXV, LLC	GA	NIA	Eastern Georgia Partnership, LLC	Ownership	100.000	UnitedHealth Group Incorporated	NO	
		00000	85-2501394				LHCG CLXVI, LLC	SC	NIA	Eastern Georgia Partnership, LLC	Ownership	100.000	UnitedHealth Group Incorporated	NO	
		00000	85-4059504				LHCG CLXVII, LLC	AR	NIA	Arkansas Health Care Group, LLC	Ownership	100.000	UnitedHealth Group Incorporated	NO	
		00000	85-3678555				LHCG CLXVIII, LLC	AR	NIA	Arkansas Health Care Group, LLC	Ownership	100.000	UnitedHealth Group Incorporated	NO	
		00000	85-3439557				LHCG CLXX, LLC	OK	NIA	Oklahoma Health Care Group, LLC	Ownership	100.000	UnitedHealth Group Incorporated	NO	
		00000	85-3371141				LHCG CLXXI, LLC	AZ	NIA	Arizona Health Care Group, LLC	Ownership	100.000	UnitedHealth Group Incorporated	NO	
		00000	85-3371400				LHCG CLXXII, LLC	AZ	NIA	Arizona Health Care Group, LLC	Ownership	100.000	UnitedHealth Group Incorporated	NO	
		00000	85-3597496				LHCG CLXXIII, LLC	WY	NIA	Wyoming Health Care Group, LLC	Ownership	100.000	UnitedHealth Group Incorporated	NO	
		00000	85-3597612				LHCG CLXXIV, LLC	WY	NIA	Wyoming Health Care Group, LLC	Ownership	100.000	UnitedHealth Group Incorporated	NO	
		00000	85-3788593				LHCG CLXXIX, LLC	NC	NIA	North Carolina Health Care Group, LLC	Ownership	100.000	UnitedHealth Group Incorporated	NO	
		00000	85-3597859				LHCG CLXXV, LLC	WY	NIA	Wyoming Health Care Group, LLC	Ownership	100.000	UnitedHealth Group Incorporated	NO	
		00000	85-3598017				LHCG CLXXVI, LLC	WY	NIA	Wyoming Health Care Group, LLC	Ownership	100.000	UnitedHealth Group Incorporated	NO	
		00000	85-3620785				LHCG CLXXVII, LLC	WY	NIA	Wyoming Health Care Group, LLC	Ownership	100.000	UnitedHealth Group Incorporated	NO	
		00000	85-3621349				LHCG CLXXVIII, LLC	WY	NIA	Wyoming Health Care Group, LLC	Ownership	100.000	UnitedHealth Group Incorporated	NO	
		00000	85-3844534				LHCG CLXXX, LLC	AK	NIA	LHC Group, Inc.	Ownership	100.000	UnitedHealth Group Incorporated	NO	
		00000	85-3844569				LHCG CLXXXI, LLC	AK	NIA	LHC Group, Inc.	Ownership	100.000	UnitedHealth Group Incorporated	NO	
		00000	85-3844617				LHCG CLXXXII, LLC	MT	NIA	Montana Health Care Group, LLC	Ownership	100.000	UnitedHealth Group Incorporated	NO	
		00000	85-3844754				LHCG CLXXXIII, LLC	MT	NIA	Montana Health Care Group, LLC	Ownership	100.000	UnitedHealth Group Incorporated	NO	
		00000	86-1418678				LHCG CLXXXIX, LLC	RI	NIA	Rhode Island Health Care Group, LLC	Ownership	100.000	UnitedHealth Group Incorporated	NO	
		00000	85-3845250				LHCG CLXXXV, LLC	WA	NIA	Washington Health Care Group, LLC	Ownership	100.000	UnitedHealth Group Incorporated	NO	
		00000	85-3864696				LHCG CLXXXVI, LLC	WA	NIA	Washington Health Care Group, LLC	Ownership	100.000	UnitedHealth Group Incorporated	NO	
		00000	85-3923619				LHCG CLXXXVII, LLC	MT	NIA	Montana Health Care Group, LLC	Ownership	100.000	UnitedHealth Group Incorporated	NO	

SCHEDULE Y

PART 1A - DETAIL OF INSURANCE HOLDING COMPANY SYSTEM

1	2	3	4	5	6	7	8	9	10	11	12	13	14	15	16
Group Code	Group Name	NAIC Company Code	ID Number	Federal RSSD	CIK	Name of Securities Exchange if Publicly Traded (U.S. or International)	Names of Parent, Subsidiaries Or Affiliates	Domiciliary Location	Relationship to Reporting Entity	Directly Controlled by (Name of Entity/Person)	Type of Control (Ownership, Board, Management, Attorney-in-Fact, Influence, Other)	If Control is Ownership Provide Percentage	Ultimate Controlling Entity(ies)/Person(s)	Is an SCA Filing Required? (Yes/No)	*
		00000					LHCG CLXXXVIII, LLC	CO	NIA	Colorado Health Care Group, LLC	Ownership	100.000	UnitedHealth Group Incorporated	NO	
		00000	82-1661632				LHCG CV, LLC	AR	NIA	Arkansas Health Care Group, LLC	Ownership	100.000	UnitedHealth Group Incorporated	NO	
		00000	82-2020284				LHCG CVI, LLC	LA	NIA	Southwest Post-Acute Care Partnership, LLC	Ownership	100.000	UnitedHealth Group Incorporated	NO	
		00000	82-2044952				LHCG CVII, LLC	LA	NIA	Southwest Post-Acute Care Partnership, LLC	Ownership	100.000	UnitedHealth Group Incorporated	NO	
		00000	82-1666299				LHCG CVIII, LLC	LA	NIA	Southwest Post-Acute Care Partnership, LLC	Ownership	100.000	UnitedHealth Group Incorporated	NO	
		00000	82-2098229				LHCG CX, LLC	LA	NIA	Southwest Post-Acute Care Partnership, LLC	Ownership	100.000	UnitedHealth Group Incorporated	NO	
		00000	86-1394064				LHCG CXC, LLC	TN	NIA	LHCG LXXXVIII, LLC	Ownership	100.000	UnitedHealth Group Incorporated	NO	
		00000	86-2876981				LHCG CXCI, LLC	MO	NIA	LHCG CXXXXIII, LLC	Ownership	100.000	UnitedHealth Group Incorporated	NO	
		00000	86-2320979				LHCG CXCII, LLC	MA	NIA	Massachusetts Health Care Group, LLC	Ownership	100.000	UnitedHealth Group Incorporated	NO	
		00000	86-2900948				LHCG CXCIII, LLC	TX	NIA	Texas Health Care Group, L.L.C.	Ownership	100.000	UnitedHealth Group Incorporated	NO	
		00000	86-2947633				LHCG CXCIV, LLC	TX	NIA	Texas Health Care Group, L.L.C.	Ownership	100.000	UnitedHealth Group Incorporated	NO	
		00000	87-0821919				LHCG CXCIX, LLC	VA	NIA	Virginia Health Care Group, LLC	Ownership	100.000	UnitedHealth Group Incorporated	NO	
		00000	86-3319565				LHCG CXCV, LLC	MS	NIA	Mississippi Health Care Group, LLC	Ownership	100.000	UnitedHealth Group Incorporated	NO	
		00000	86-3803591				LHCG CXCVI, LLC	AZ	NIA	Arizona Health Care Group, LLC	Ownership	100.000	UnitedHealth Group Incorporated	NO	
		00000	86-3859120				LHCG CXCVII, LLC	IN	NIA	Indiana Health Care Group, LLC	Ownership	100.000	UnitedHealth Group Incorporated	NO	
		00000	87-0821493				LHCG CXCVIII, LLC	VA	NIA	Virginia Health Care Group, LLC	Ownership	100.000	UnitedHealth Group Incorporated	NO	
		00000	82-2140184				LHCG CXI, LLC	TX	NIA	Southwest Post-Acute Care Partnership, LLC	Ownership	100.000	UnitedHealth Group Incorporated	NO	
		00000	82-2146037				LHCG CXII, LLC	TX	NIA	Southwest Post-Acute Care Partnership, LLC	Ownership	100.000	UnitedHealth Group Incorporated	NO	
		00000	82-2159030				LHCG CXIII, LLC	TX	NIA	Southwest Post-Acute Care Partnership, LLC	Ownership	100.000	UnitedHealth Group Incorporated	NO	
		00000	82-2174970				LHCG CXIV, LLC	TX	NIA	Southwest Post-Acute Care Partnership, LLC	Ownership	100.000	UnitedHealth Group Incorporated	NO	
		00000	82-1978232				LHCG CXIX, LLC	AR	NIA	Southwest Post-Acute Care Partnership, LLC	Ownership	100.000	UnitedHealth Group Incorporated	NO	
		00000	83-3146056				LHCG CXL, LLC	PA	NIA	Keystone Healthcare Partnership, LLC	Ownership	100.000	UnitedHealth Group Incorporated	NO	
		00000	83-3187481				LHCG CXLI, LLC	PA	NIA	Keystone Healthcare Partnership, LLC	Ownership	100.000	UnitedHealth Group Incorporated	NO	
		00000	83-3233710				LHCG CXLII, LLC	PA	NIA	Keystone Healthcare Partnership, LLC	Ownership	100.000	UnitedHealth Group Incorporated	NO	
		00000	83-3565916				LHCG CXLIII, LLC	PA	NIA	Keystone Healthcare Partnership, LLC	Ownership	100.000	UnitedHealth Group Incorporated	NO	
		00000	83-3472384				LHCG CXLIV, LLC	NJ	NIA	Keystone Healthcare Partnership, LLC	Ownership	100.000	UnitedHealth Group Incorporated	NO	
		00000	84-2108475				LHCG CXLIX, LLC	MD	NIA	Maryland Intermediary-II, LLC	Ownership	100.000	UnitedHealth Group Incorporated	NO	
		00000	83-3452180				LHCG CXLV, LLC	NJ	NIA	Keystone Healthcare Partnership, LLC	Ownership	100.000	UnitedHealth Group Incorporated	NO	
		00000	83-4387481				LHCG CXLVI, LLC	MO	NIA	LHCG CXXXXIII, LLC	Ownership	100.000	UnitedHealth Group Incorporated	NO	
		00000	83-4414219				LHCG CXLVII, LLC	MO	NIA	LHCG CXXXXIII, LLC	Ownership	100.000	UnitedHealth Group Incorporated	NO	
		00000	83-4482875				LHCG CXLVIII, LLC	MO	NIA	LHCG CXXXXIII, LLC	Ownership	100.000	UnitedHealth Group Incorporated	NO	
		00000	82-2187727				LHCG CXV, LLC	TX	NIA	Southwest Post-Acute Care Partnership, LLC	Ownership	100.000	UnitedHealth Group Incorporated	NO	
		00000	82-2206275				LHCG CXVI, LLC	TX	NIA	Southwest Post-Acute Care Partnership, LLC	Ownership	100.000	UnitedHealth Group Incorporated	NO	
		00000	82-2217874				LHCG CXVII, LLC	TX	NIA	Southwest Post-Acute Care Partnership, LLC	Ownership	100.000	UnitedHealth Group Incorporated	NO	
		00000	82-1999959				LHCG CXVIII, LLC	AR	NIA	Southwest Post-Acute Care Partnership, LLC	Ownership	100.000	UnitedHealth Group Incorporated	NO	

SCHEDULE Y

PART 1A - DETAIL OF INSURANCE HOLDING COMPANY SYSTEM

1 Group Code	2 Group Name	3 NAIC Company Code	4 ID Number	5 Federal RSSD	6 CIK	7 Name of Securities Exchange if Publicly Traded (U.S. or International)	8 Names of Parent, Subsidiaries Or Affiliates	9 Domiciliary Location	10 Relationship to Reporting Entity	11 Directly Controlled by (Name of Entity/Person)	12 Type of Control (Ownership, Board, Management, Attorney-in-Fact, Influence, Other)	13 If Control is Ownership Provide Percentage	14 Ultimate Controlling Entity(ies)/Person(s)	15 Is an SCA Filing Required? (Yes/No)	16 *
		00000	82-2117095				LHCG CXX, LLC	LA	NIA	Southwest Post-Acute Care Partnership, LLC	Ownership	100.000	UnitedHealth Group Incorporated	NO	
		00000	82-2231824				LHCG CXXI, LLC	TX	NIA	Southwest Post-Acute Care Partnership, LLC	Ownership	100.000	UnitedHealth Group Incorporated	NO	
		00000	82-2244399				LHCG CXXII, LLC	TX	NIA	Southwest Post-Acute Care Partnership, LLC	Ownership	100.000	UnitedHealth Group Incorporated	NO	
		00000	82-2301047				LHCG CXXIII, LLC	GA	NIA	Southwest Post-Acute Care Partnership, LLC	Ownership	100.000	UnitedHealth Group Incorporated	NO	
		00000	82-2261569				LHCG CXXIV, LLC	TX	NIA	Southwest Post-Acute Care Partnership, LLC	Ownership	100.000	UnitedHealth Group Incorporated	NO	
		00000	82-2441720				LHCG CXXV, LLC	AR	NIA	Southwest Arkansas HomeCare, LLC	Ownership	100.000	UnitedHealth Group Incorporated	NO	
		00000	32-0533814				LHCG CXXVI, LLC	LA	NIA	LHCG XLIII, LLC	Ownership	100.000	UnitedHealth Group Incorporated	NO	
		00000	30-0993916				LHCG CXXVII, LLC	VA	NIA	Virginia In-Home Partner-II, LLC	Ownership	100.000	UnitedHealth Group Incorporated	NO	
		00000	82-1984772				LHCG CXXVIII, LLC	AL	NIA	Alabama Health Care Group, LLC	Ownership	100.000	UnitedHealth Group Incorporated	NO	
		00000	82-2276690				LHCG CXXX, LLC	TX	NIA	Southwest Post-Acute Care Partnership, LLC	Ownership	100.000	UnitedHealth Group Incorporated	NO	
		00000	82-2469676				LHCG CXXXI, LLC	TX	NIA	LHCG CXVII, LLC	Ownership	100.000	UnitedHealth Group Incorporated	NO	
		00000	37-1866838				LHCG CXXXII, LLC	TN	NIA	University of TN Medical Center Home Care Services, LLC	Ownership	100.000	UnitedHealth Group Incorporated	NO	
		00000	32-0540219				LHCG CXXXIII, LLC	TN	NIA	University of TN Medical Center Home Care Services, LLC	Ownership	100.000	UnitedHealth Group Incorporated	NO	
		00000	35-2605467				LHCG CXXXIV, LLC	TN	NIA	Tennessee Health Care Group, LLC	Ownership	75.000	UnitedHealth Group Incorporated	NO	
		00000	82-5174891				LHCG CXXXIX, LLC	NV	NIA	Nevada Health Care Group, LLC	Ownership	75.000	UnitedHealth Group Incorporated	NO	
		00000	38-4049207				LHCG CXXXV, LLC	TN	NIA	LHCG CXXXIV, LLC	Ownership	100.000	UnitedHealth Group Incorporated	NO	
		00000	38-4049205				LHCG CXXXVI, LLC	TN	NIA	LHCG CXXXIV, LLC	Ownership	100.000	UnitedHealth Group Incorporated	NO	
		00000	38-4052246				LHCG CXXXVII, LLC	TX	NIA	LHCG XXXIII, LLC	Ownership	100.000	UnitedHealth Group Incorporated	NO	
		00000	82-4394415				LHCG CXXXVIII, LLC	NV	NIA	LHCG CXXXIX, LLC	Ownership	100.000	UnitedHealth Group Incorporated	NO	
		00000	83-2298550				LHCG CXXXX, LLC	AR	NIA	Arkansas Health Care Group, LLC	Ownership	100.000	UnitedHealth Group Incorporated	NO	
		00000	32-0565293				LHCG CXXXXI, LLC	AR	NIA	Northeast Arkansas Partnership, LLC	Ownership	100.000	UnitedHealth Group Incorporated	NO	
		00000	83-2810275				LHCG CXXXXII, LLC	AR	NIA	Northeast Arkansas Partnership, LLC	Ownership	100.000	UnitedHealth Group Incorporated	NO	
		00000	83-0681232				LHCG CXXXXIII, LLC	MO	NIA	Missouri Health Care Group, LLC	Ownership	80.000	UnitedHealth Group Incorporated	NO	
		00000	38-4085343				LHCG CXXXXIV, LLC	NV	NIA	LHCG CXXXIX, LLC	Ownership	100.000	UnitedHealth Group Incorporated	NO	
		00000	83-3292266				LHCG CXXXXV, LLC	DC	NIA	Washington D.C. Health Care Group, LLC	Ownership	100.000	UnitedHealth Group Incorporated	NO	
		00000					LHCG CXXXXVI, LLC	NC	NIA	North Carolina Health Care Group, LLC	Ownership	100.000	UnitedHealth Group Incorporated	NO	
		00000	35-2503790				LHCG L, LLC	NC	NIA	North Carolina Health Care Group, LLC	Ownership	100.000	UnitedHealth Group Incorporated	NO	
		00000	46-4444376				LHCG LI, LLC	AL	NIA	Alabama Health Care Group, LLC	Ownership	75.000	UnitedHealth Group Incorporated	NO	
		00000	46-4704340				LHCG LII, LLC	WV	NIA	West Virginia Health Care Group, LLC	Ownership	100.000	UnitedHealth Group Incorporated	NO	
		00000	47-1144980				LHCG LIX, LLC	RI	NIA	Rhode Island Health Care Group, LLC	Ownership	100.000	UnitedHealth Group Incorporated	NO	
		00000	47-1246146				LHCG LVI, LLC	AZ	NIA	Arizona Health Care Group, LLC	Ownership	100.000	UnitedHealth Group Incorporated	NO	
		00000	47-1247286				LHCG LVII, LLC	CO	NIA	Colorado Health Care Group, LLC	Ownership	100.000	UnitedHealth Group Incorporated	NO	
		00000	47-1271229				LHCG LVIII, LLC	MA	NIA	Massachusetts Health Care Group, LLC	Ownership	100.000	UnitedHealth Group Incorporated	NO	
		00000	47-1146759				LHCG LX, LLC	UT	NIA	Utah Health Care Group, LLC	Ownership	100.000	UnitedHealth Group Incorporated	NO	
		00000	32-0442009				LHCG LXII, LLC	TN	NIA	Tennessee Health Care Group, LLC	Ownership	100.000	UnitedHealth Group Incorporated	NO	
		00000	61-1739528				LHCG LXIII, LLC	WA	NIA	Washington Health Care Group, LLC	Ownership	100.000	UnitedHealth Group Incorporated	NO	
		00000	47-1817080				LHCG LXIV, LLC	AL	NIA	Southeast Alabama HomeCare, LLC	Ownership	80.000	UnitedHealth Group Incorporated	NO	
		00000	47-5422639				LHCG LXIX, LLC	MO	NIA	LHCG LXV, LLC	Ownership	90.000	UnitedHealth Group Incorporated	NO	
		00000	47-2557600				LHCG LXV, LLC	MO	NIA	Missouri Health Care Group, LLC	Ownership	70.000	UnitedHealth Group Incorporated	NO	
		00000	47-4283509				LHCG LXVII, LLC	LA	NIA	Louisiana Health Care Group, L.L.C.	Ownership	67.000	UnitedHealth Group Incorporated	NO	
		00000	47-4518424				LHCG LXVIII, LLC	AR	NIA	Arkansas Health Care Group, LLC	Ownership	100.000	UnitedHealth Group Incorporated	NO	
		00000	47-5067719				LHCG LXX, LLC	KY	NIA	Kentucky Health Care Group, LLC	Ownership	100.000	UnitedHealth Group Incorporated	NO	

SCHEDULE Y

PART 1A - DETAIL OF INSURANCE HOLDING COMPANY SYSTEM

1 Group Code	2 Group Name	3 NAIC Company Code	4 ID Number	5 Federal RSSD	6 CIK	7 Name of Securities Exchange if Publicly Traded (U.S. or International)	8 Names of Parent, Subsidiaries Or Affiliates	9 Domiciliary Location	10 Relationship to Reporting Entity	11 Directly Controlled by (Name of Entity/Person)	12 Type of Control (Ownership, Board, Management, Attorney-in-Fact, Influence, Other)	13 If Control is Ownership Provide Percentage	14 Ultimate Controlling Entity(ies)/Person(s)	15 Is an SCA Filing Required? (Yes/No)	16 *
		00000	47-5393382				LHCG LXXI, LLC	KY	NIA	Kentucky Health Care Group, LLC	Ownership	100.000	UnitedHealth Group Incorporated	NO	
		00000	47-5634097				LHCG LXXII, LLC	LA	NIA	Louisiana Health Care Group, L.L.C.	Ownership	100.000	UnitedHealth Group Incorporated	NO	
		00000					LHCG LXXIII, LLC	OR	NIA	Oregon Health Care Group, LLC	Ownership	100.000	UnitedHealth Group Incorporated	NO	
		00000	81-1105754				LHCG LXXIV, LLC	GA	NIA	Georgia Health Care Group, L.L.C.	Ownership	100.000	UnitedHealth Group Incorporated	NO	
		00000	81-1236953				LHCG LXXIX, LLC	AL	NIA	Alabama Health Care Group, LLC	Ownership	100.000	UnitedHealth Group Incorporated	NO	
		00000					LHCG LXXV, LLC	GA	NIA	Georgia Health Care Group, L.L.C.	Ownership	100.000	UnitedHealth Group Incorporated	NO	
		00000	81-1091347				LHCG LXXVI, LLC	LA	NIA	Louisiana Health Care Group, L.L.C.	Ownership	85.000	UnitedHealth Group Incorporated	NO	
		00000	35-2553180				LHCG LXXVII, LLC	AZ	NIA	Arizona Health Care Group, LLC	Ownership	75.000	UnitedHealth Group Incorporated	NO	
		00000	81-3720770				LHCG LXXVIII, LLC	LA	NIA	Louisiana Health Care Group, L.L.C.	Ownership	90.000	UnitedHealth Group Incorporated	NO	
		00000					LHCG LXXX, LLC	VA	NIA	Virginia Health Care Group, LLC	Ownership	100.000	UnitedHealth Group Incorporated	NO	
		00000					LHCG LXXXI, LLC	MD	NIA	Maryland Health Care Group, LLC	Ownership	100.000	UnitedHealth Group Incorporated	NO	
		00000	61-1788793				LHCG LXXXII, LLC	FL	NIA	LHC Health Care Group of Florida, LLC	Ownership	75.000	UnitedHealth Group Incorporated	NO	
		00000	81-2227463				LHCG LXXXIII, LLC	AR	NIA	Arkansas Health Care Group, LLC	Ownership	100.000	UnitedHealth Group Incorporated	NO	
		00000	81-3242471				LHCG LXXXIV, LLC	AL	NIA	Alabama Health Care Group, LLC	Ownership	75.000	UnitedHealth Group Incorporated	NO	
		00000	81-5300843				LHCG LXXXIX, LLC	WV	NIA	LHCG LXXXVII, LLC	Ownership	100.000	UnitedHealth Group Incorporated	NO	
		00000	36-4847404				LHCG LXXXV, LLC	AR	NIA	Arkansas Healthcare Partners, LLC	Ownership	100.000	UnitedHealth Group Incorporated	NO	
		00000	36-4847423				LHCG LXXXVI, LLC	AR	NIA	Arkansas Healthcare Partners, LLC	Ownership	100.000	UnitedHealth Group Incorporated	NO	
		00000	37-1847660				LHCG LXXXVII, LLC	WV	NIA	West Virginia Health Care Group, LLC	Ownership	90.000	UnitedHealth Group Incorporated	NO	
		00000	30-0965267				LHCG LXXXVIII, LLC	TN	NIA	Tennessee Health Care Group, LLC	Ownership	67.000	UnitedHealth Group Incorporated	NO	
		00000	84-3090589				LHCG New York Holdings, LLC	DE	NIA	LHC Group, Inc.	Ownership	100.000	UnitedHealth Group Incorporated	NO	
		00000	82-1485228				LHCG Partner II, LLC	TX	NIA	LHC Group, Inc.	Ownership	100.000	UnitedHealth Group Incorporated	NO	
		00000	81-4453882				LHCG Partner, LLC	DE	NIA	LHC Group, Inc.	Ownership	100.000	UnitedHealth Group Incorporated	NO	
		00000	68-0538825				LHCG V, L.L.C.	LA	NIA	Louisiana Health Care Group, L.L.C.	Ownership	67.000	UnitedHealth Group Incorporated	NO	
		00000	72-1568177				LHCG VI, L.L.C.	LA	NIA	Louisiana Health Care Group, L.L.C.	Ownership	100.000	UnitedHealth Group Incorporated	NO	
		00000	87-0713147				LHCG VIII, L.L.C.	LA	NIA	Louisiana Health Care Group, L.L.C.	Ownership	67.000	UnitedHealth Group Incorporated	NO	
		00000	20-3122072				LHCG X, L.L.C.	LA	NIA	Louisiana Health Care Group, L.L.C.	Ownership	100.000	UnitedHealth Group Incorporated	NO	
		00000	81-5306967				LHCG XC, LLC	WV	NIA	LHCG LXXXVII, LLC	Ownership	100.000	UnitedHealth Group Incorporated	NO	
		00000	81-5322329				LHCG XCI, LLC	OH	NIA	LHCG LXXXVII, LLC	Ownership	100.000	UnitedHealth Group Incorporated	NO	
		00000	81-5344998				LHCG XCII, LLC	OH	NIA	LHCG LXXXVII, LLC	Ownership	100.000	UnitedHealth Group Incorporated	NO	
		00000	81-5266120				LHCG XCIII, LLC	TN	NIA	LHCG LXXXVIII, LLC	Ownership	100.000	UnitedHealth Group Incorporated	NO	
		00000	81-5274714				LHCG XCIV, LLC	TN	NIA	LHCG LXXXVIII, LLC	Ownership	100.000	UnitedHealth Group Incorporated	NO	
		00000	81-5377954				LHCG XCIX, LLC	MS	NIA	LHCG LXXXVIII, LLC	Ownership	100.000	UnitedHealth Group Incorporated	NO	
		00000	81-5297025				LHCG XCV, LLC	TN	NIA	LHCG LXXXVIII, LLC	Ownership	100.000	UnitedHealth Group Incorporated	NO	
		00000	81-5306890				LHCG XCVI, LLC	TN	NIA	LHCG LXXXVIII, LLC	Ownership	100.000	UnitedHealth Group Incorporated	NO	
		00000	81-5322529				LHCG XCVII, LLC	TN	NIA	LHCG LXXXVIII, LLC	Ownership	100.000	UnitedHealth Group Incorporated	NO	
		00000	81-5345526				LHCG XCVIII, LLC	MS	NIA	LHCG LXXXVIII, LLC	Ownership	100.000	UnitedHealth Group Incorporated	NO	
		00000	20-3373056				LHCG XII, L.L.C.	LA	NIA	Louisiana Health Care Group, L.L.C.	Ownership	84.083	UnitedHealth Group Incorporated	NO	
		00000	20-8068308				LHCG XIII, L.L.C.	LA	NIA	Louisiana Health Care Group, L.L.C.	Ownership	67.000	UnitedHealth Group Incorporated	NO	
		00000	20-8072593				LHCG XIV, L.L.C.	LA	NIA	Louisiana Health Care Group, L.L.C.	Ownership	85.000	UnitedHealth Group Incorporated	NO	
		00000	27-3529253				LHCG XIX, LLC	FL	NIA	LHC Health Care Group of Florida, LLC	Ownership	75.000	UnitedHealth Group Incorporated	NO	
		00000	46-2509518				LHCG XL, LLC	GA	NIA	Georgia Health Care Group, L.L.C.	Ownership	100.000	UnitedHealth Group Incorporated	NO	
		00000	32-0398996				LHCG XLI, LLC	SC	NIA	South Carolina Health Care Group, LLC	Ownership	100.000	UnitedHealth Group Incorporated	NO	
		00000	30-0760667				LHCG XLII, LLC	AR	NIA	Arkansas Health Care Group, LLC	Ownership	100.000	UnitedHealth Group Incorporated	NO	
		00000	46-2588378				LHCG XLIII, LLC	LA	NIA	Louisiana Health Care Group, L.L.C.	Ownership	100.000	UnitedHealth Group Incorporated	NO	
		00000					LHCG XLIV, LLC	LA	NIA	Louisiana Health Care Group, L.L.C.	Ownership	100.000	UnitedHealth Group Incorporated	NO	
		00000	46-2509580				LHCG XLVI, LLC	KY	NIA	Kentucky Health Care Group, LLC	Ownership	100.000	UnitedHealth Group Incorporated	NO	
		00000	32-0408265				LHCG XLVII, LLC	WI	NIA	Wisconsin Health Care Group, LLC	Ownership	100.000	UnitedHealth Group Incorporated	NO	
		00000	61-1710815				LHCG XLVIII, LLC	MN	NIA	Minnesota Health Care Group, LLC	Ownership	100.000	UnitedHealth Group Incorporated	NO	
		00000	27-0818309				LHCG XV, LLC	LA	NIA	Louisiana Health Care Group, L.L.C.	Ownership	67.000	UnitedHealth Group Incorporated	NO	

SCHEDULE Y

PART 1A - DETAIL OF INSURANCE HOLDING COMPANY SYSTEM

1 Group Code	2 Group Name	3 NAIC Company Code	4 ID Number	5 Federal RSSD	6 CIK	7 Name of Securities Exchange if Publicly Traded (U.S. or International)	8 Names of Parent, Subsidiaries Or Affiliates	9 Domiciliary Location	10 Relationship to Reporting Entity	11 Directly Controlled by (Name of Entity/Person)	12 Type of Control (Ownership, Board, Management, Attorney-in-Fact, Influence, Other)	13 If Control is Ownership Provide Percentage	14 Ultimate Controlling Entity(ies)/Person(s)	15 Is an SCA Filing Required? (Yes/No)	16 *
		00000	27-1032201				LHCG XVI, LLC	LA	NIA	Louisiana Health Care Group, L.L.C.	Ownership	100.000	UnitedHealth Group Incorporated	NO	
		00000	27-2544802				LHCG XVII, LLC	ID	NIA	Idaho Health Care Group, LLC	Ownership	100.000	UnitedHealth Group Incorporated	NO	
		00000	27-3529180				LHCG XXI, LLC	ID	NIA	Idaho Health Care Group, LLC	Ownership	100.000	UnitedHealth Group Incorporated	NO	
		00000	27-3993048				LHCG XXII, LLC	AL	NIA	Alabama Health Care Group, LLC	Ownership	100.000	UnitedHealth Group Incorporated	NO	
		00000	27-4100261				LHCG XXIII, LLC	KY	NIA	Kentucky Health Care Group, LLC	Ownership	75.000	UnitedHealth Group Incorporated	NO	
		00000	27-5200416				LHCG XXIX, LLC	AL	NIA	Alabama Health Care Group, LLC	Ownership	67.000	UnitedHealth Group Incorporated	NO	
		00000	27-4604406				LHCG XXV, LLC	MO	NIA	Missouri Health Care Group, LLC	Ownership	100.000	UnitedHealth Group Incorporated	NO	
		00000					LHCG XXVI, LLC	MS	NIA	Mississippi Health Care Group, LLC	Ownership	100.000	UnitedHealth Group Incorporated	NO	
		00000					LHCG XXVII, LLC	PA	NIA	Pennsylvania Health Care Group Holdings, LLC	Ownership	100.000	UnitedHealth Group Incorporated	NO	
		00000	45-4894023				LHCG XXXIII, LLC	TX	NIA	Texas Health Care Group, L.L.C.	Ownership	70.000	UnitedHealth Group Incorporated	NO	
		00000	46-0756410				LHCG XXXIV, LLC	AL	NIA	Alabama Health Care Group, LLC	Ownership	100.000	UnitedHealth Group Incorporated	NO	
		00000	37-1711510				LHCG XXXIX, LLC	NV	NIA	Nevada Health Care Group, LLC	Ownership	100.000	UnitedHealth Group Incorporated	NO	
		00000	30-0760684				LHCG XXXVII, LLC	IL	NIA	Illinois Health Care Group, LLC	Ownership	100.000	UnitedHealth Group Incorporated	NO	
		00000	46-1994514				LHCG XXXVIII, LLC	CA	NIA	California Health Care Group, LLC	Ownership	100.000	UnitedHealth Group Incorporated	NO	
		00000	46-4588779				Liberty Endoscopy Center, LLC	NY	NIA	PE Healthcare Associates, LLC	Ownership	15.320	UnitedHealth Group Incorporated	NO	1
		00000	20-0468524				Life Strategies Counseling, Inc.	AR	NIA	Physician(s) Owned	Influence	0.000	UnitedHealth Group Incorporated	NO	1
		00000	51-0588592				Lifeline Home Health Care of Bowling Green, LLC	KY	NIA	LHC HomeCare - Lifeline, LLC	Ownership	100.000	UnitedHealth Group Incorporated	NO	
		00000	20-8826388				Lifeline Home Health Care of Fulton, LLC	KY	NIA	Kentucky Health Care Group, LLC	Ownership	100.000	UnitedHealth Group Incorporated	NO	
		00000	51-0588601				Lifeline Home Health Care of Hopkinsville, LLC	KY	NIA	Kentucky Health Care Group, LLC	Ownership	100.000	UnitedHealth Group Incorporated	NO	
		00000	14-1975227				Lifeline Home Health Care of Lady Lake, LLC	FL	NIA	Munroe Regional HomeCare, LLC	Ownership	100.000	UnitedHealth Group Incorporated	NO	
		00000	14-1975232				Lifeline Home Health Care of Lakeland, LLC	FL	NIA	LHC Health Care Group of Florida, LLC	Ownership	100.000	UnitedHealth Group Incorporated	NO	
		00000	51-0588599				Lifeline Home Health Care of Lexington, LLC	KY	NIA	LHC HomeCare - Lifeline, LLC	Ownership	100.000	UnitedHealth Group Incorporated	NO	
		00000	14-1975234				Lifeline Home Health Care of Marathon, LLC	FL	NIA	LHC Health Care Group of Florida, LLC	Ownership	100.000	UnitedHealth Group Incorporated	NO	
		00000	14-1975231				Lifeline Home Health Care of Port Charlotte, LLC	FL	NIA	LHC Health Care Group of Florida, LLC	Ownership	100.000	UnitedHealth Group Incorporated	NO	
		00000	51-0588600				Lifeline Home Health Care of Russellville, LLC	KY	NIA	LHC HomeCare - Lifeline, LLC	Ownership	100.000	UnitedHealth Group Incorporated	NO	
		00000	51-0588594				Lifeline Home Health Care of Somerset, LLC	KY	NIA	LHC HomeCare - Lifeline, LLC	Ownership	100.000	UnitedHealth Group Incorporated	NO	
		00000	20-8826801				Lifeline Home Health Care of Springfield, LLC	TN	NIA	Tennessee Health Care Group, LLC	Ownership	100.000	UnitedHealth Group Incorporated	NO	
		00000	06-1793261				Lifeline Home Health Care of Union City, LLC	TN	NIA	West Tennessee HomeCare, LLC	Ownership	100.000	UnitedHealth Group Incorporated	NO	
		00000	27-3468680				Lifeline HomeCare of Salem, LLC	KY	NIA	Kentucky Health Care Group, LLC	Ownership	100.000	UnitedHealth Group Incorporated	NO	
		00000	26-0609961				Lifeline of West Tennessee, LLC	TN	NIA	West Tennessee HomeCare, LLC	Ownership	100.000	UnitedHealth Group Incorporated	NO	
		00000	51-0588602				Lifeline Private Duty Services of Kentucky, LLC	KY	NIA	LHC HomeCare - Lifeline, LLC	Ownership	100.000	UnitedHealth Group Incorporated	NO	
		00000	27-3468870				Lifeline Rockcastle Home Health, LLC	KY	NIA	Kentucky Health Care Group, LLC	Ownership	75.000	UnitedHealth Group Incorporated	NO	
		00000	32-0409538				Lifeprint Accountable Care Organization, LLC	DE	NIA	Collaborative Care Holdings, LLC	Ownership	100.000	UnitedHealth Group Incorporated	NO	
		00000	26-3292877				LifeSolutions Counseling Associates, P.C.	IN	NIA	Physician(s) Owned	Influence	0.000	UnitedHealth Group Incorporated	NO	1
		00000	58-2305878				LifeWell. Ltd. Co.	GA	NIA	HealthSCOPE Benefits, Inc.	Ownership	100.000	UnitedHealth Group Incorporated	NO	
		00000	51-0277181				Limestone Medical Center, LLC	DE	NIA	Virtua-SCA Holdings II, LLC	Ownership	60.000	UnitedHealth Group Incorporated	NO	2
		00000	88-0586923				Lindenhurst Holding, LLC	DE	NIA	SC Affiliates, LLC	Ownership	100.000	UnitedHealth Group Incorporated	NO	
		00000	13-3792263				Litson Certified Care, Inc.	NY	NIA	Western Region Health Corporation	Ownership	100.000	UnitedHealth Group Incorporated	NO	
		00000	14-1630316				Litson Health Care, Inc.	NY	NIA	Willcare, Inc.	Ownership	100.000	UnitedHealth Group Incorporated	NO	
		00000	20-3171304				LLC-I, L.L.C.	LA	NIA	Louisiana Health Care Group, L.L.C.	Ownership	51.000	UnitedHealth Group Incorporated	NO	
		00000	20-3171358				LLC-II, L.L.C.	LA	NIA	Louisiana Health Care Group, L.L.C.	Ownership	100.000	UnitedHealth Group Incorporated	NO	

SCHEDULE Y

PART 1A - DETAIL OF INSURANCE HOLDING COMPANY SYSTEM

1 Group Code	2 Group Name	3 NAIC Company Code	4 ID Number	5 Federal RSSD	6 CIK	7 Name of Securities Exchange if Publicly Traded (U.S. or International)	8 Names of Parent, Subsidiaries Or Affiliates	9 Domiciliary Location	10 Relationship to Reporting Entity	11 Directly Controlled by (Name of Entity/Person)	12 Type of Control (Ownership, Board, Management, Attorney-in-Fact, Influence, Other)	13 If Control is Ownership Provide Percentage	14 Ultimate Controlling Entity(ies)/Person(s)	15 Is an SCA Filing Required? (Yes/No)	16 *
		00000	82-2435405				Logan Surgical Suites, LLC	UT	NIA	SCA Northern Utah Holdings, LLC	Ownership	51.000	UnitedHealth Group Incorporated	NO	
		00000	04-3485196				Long Term Solutions, Inc.	MA	NIA	National Health Industries, Inc.	Ownership	100.000	UnitedHealth Group Incorporated	NO	
		00000	98-1337963				Lotten-Eyes Oftalmologia Clinica e Cirurgica Ltda.	BRA	NIA	Hospital Alvorada Taguatinga Ltda.	Ownership	100.000	UnitedHealth Group Incorporated	NO	
		00000	98-1337963				Lotten-Eyes Oftalmologia Clinica e Cirurgica Ltda.	BRA	NIA	Esho - Empresa de Serviços Hospitalares S.A.	Ownership	0.000	UnitedHealth Group Incorporated	NO	
		00000	81-3825304				Louisa Home Care Holdings, LLC	DE	NIA	AF-CH-HH, LLC	Ownership	100.000	UnitedHealth Group Incorporated	NO	
		00000	26-3385143				Louisa Home Care Services, LLC	DE	NIA	AFAM Holding Co, LLC	Ownership	100.000	UnitedHealth Group Incorporated	NO	
		00000	26-4691864				Louisiana Extended Care Hospital of Kenner, LLC	LA	NIA	Louisiana Health Care Group, L.L.C.	Ownership	75.000	UnitedHealth Group Incorporated	NO	
		00000	71-0917926				Louisiana Health Care Group, L.L.C.	LA	NIA	LHC Group, Inc.	Ownership	100.000	UnitedHealth Group Incorporated	NO	
		00000	37-1863351				Louisiana Home Health of Feliciana, LLC	LA	NIA	Southeast Louisiana HomeCare, L.L.C.	Ownership	100.000	UnitedHealth Group Incorporated	NO	
		00000	26-4021300				Louisiana Home Health of Hammond, L.L.C.	LA	NIA	Southeast Louisiana HomeCare, L.L.C.	Ownership	100.000	UnitedHealth Group Incorporated	NO	
		00000	26-4021213				Louisiana Home Health of Houma, L.L.C.	LA	NIA	Southeast Louisiana HomeCare, L.L.C.	Ownership	100.000	UnitedHealth Group Incorporated	NO	
		00000	72-1510211				Louisiana HomeCare of Delhi, L.L.C.	LA	NIA	Louisiana Health Care Group, L.L.C.	Ownership	67.000	UnitedHealth Group Incorporated	NO	
		00000	26-4020996				Louisiana HomeCare of Kenner, L.L.C.	LA	NIA	Southeast Louisiana HomeCare, L.L.C.	Ownership	100.000	UnitedHealth Group Incorporated	NO	
		00000	26-4021094				Louisiana HomeCare of Lutcher, L.L.C.	LA	NIA	Southeast Louisiana HomeCare, L.L.C.	Ownership	100.000	UnitedHealth Group Incorporated	NO	
		00000	72-1518559				Louisiana HomeCare of Minden, L.L.C.	LA	NIA	Louisiana Health Care Group, L.L.C.	Ownership	67.000	UnitedHealth Group Incorporated	NO	
		00000	47-0902218				Louisiana HomeCare of Miss-Lou, L.L.C.	LA	NIA	Louisiana Health Care Group, L.L.C.	Ownership	100.000	UnitedHealth Group Incorporated	NO	
		00000	72-1508052				Louisiana HomeCare of Monroe, L.L.C.	LA	NIA	Louisiana Health Care Group, L.L.C.	Ownership	7.000	UnitedHealth Group Incorporated	NO	
		00000	04-3684185				Louisiana HomeCare of North Louisiana, L.L.C.	LA	NIA	Louisiana Health Care Group, L.L.C.	Ownership	100.000	UnitedHealth Group Incorporated	NO	
		00000	72-1510431				Louisiana HomeCare of Northwest Louisiana, L.L.C.	LA	NIA	Louisiana Health Care Group, L.L.C.	Ownership	67.000	UnitedHealth Group Incorporated	NO	
		00000	26-2367190				Louisiana HomeCare of Plaquemine, LLC	LA	NIA	Louisiana Health Care Group, L.L.C.	Ownership	100.000	UnitedHealth Group Incorporated	NO	
		00000	26-4020922				Louisiana HomeCare of Raceland, L.L.C.	LA	NIA	Southeast Louisiana HomeCare, L.L.C.	Ownership	100.000	UnitedHealth Group Incorporated	NO	
		00000	41-2071626				Louisiana HomeCare of Slidell, L.L.C.	LA	NIA	Louisiana Health Care Group, L.L.C.	Ownership	67.000	UnitedHealth Group Incorporated	NO	
		00000	71-0918184				Louisiana Hospice & Palliative Care, L.L.C.	LA	NIA	Louisiana Hospice Group, LLC	Ownership	100.000	UnitedHealth Group Incorporated	NO	
		00000	45-2744395				Louisiana Hospice Group, LLC	LA	NIA	Louisiana Health Care Group, L.L.C.	Ownership	61.000	UnitedHealth Group Incorporated	NO	
		00000	30-0962065				Louisiana In-Home Healthcare Partnership-I, LLC	LA	NIA	Louisiana Health Care Group, L.L.C.	Ownership	100.000	UnitedHealth Group Incorporated	NO	
		00000	36-4886826				Louisiana In-Home Healthcare Partnership-II, LLC	LA	NIA	In-Home Healthcare Partnership, LLC	Ownership	100.000	UnitedHealth Group Incorporated	NO	
		00000	35-2614777				Louisiana In-Home Healthcare Partnership-III, LLC	LA	NIA	In-Home Healthcare Partnership, LLC	Ownership	100.000	UnitedHealth Group Incorporated	NO	
		00000	81-4832564				Louisiana In-Home Partner-I, LLC	LA	NIA	Louisiana In-Home Healthcare Partnership-I, LLC	Ownership	100.000	UnitedHealth Group Incorporated	NO	
		00000	35-2616195				Louisiana In-Home Partner-II, LLC	LA	NIA	Louisiana In-Home Healthcare Partnership-II, LLC	Ownership	100.000	UnitedHealth Group Incorporated	NO	
		00000	82-4146470				Louisiana In-Home Partner-III, LLC	LA	NIA	Louisiana In-Home Healthcare Partnership-III, LLC	Ownership	100.000	UnitedHealth Group Incorporated	NO	
		00000	82-4272020				Louisiana Physical Therapy Services of Bossier City, LLC	LA	NIA	Louisiana Health Care Group, L.L.C.	Ownership	100.000	UnitedHealth Group Incorporated	NO	
		00000	85-1606845				Louisiana Physical Therapy Services of Harahan, LLC	LA	NIA	Louisiana Health Care Group, L.L.C.	Ownership	100.000	UnitedHealth Group Incorporated	NO	
		00000	86-3380313				Louisiana Physical Therapy Services of Lafayette, LLC	LA	NIA	Louisiana Health Care Group, L.L.C.	Ownership	100.000	UnitedHealth Group Incorporated	NO	
		00000	71-0917927				Louisiana Physical Therapy, L.L.C.	LA	NIA	Louisiana Health Care Group, L.L.C.	Ownership	100.000	UnitedHealth Group Incorporated	NO	
		00000	62-1179566				Louisville S.C., Ltd.	KY	NIA	Surgery Center of Louisville, LLC	Ownership	60.200	UnitedHealth Group Incorporated	NO	
		00000	62-1179538				Louisville-SC Properties, Inc.	KY	NIA	SC Affiliates, LLC	Ownership	100.000	UnitedHealth Group Incorporated	NO	

SCHEDULE Y

PART 1A - DETAIL OF INSURANCE HOLDING COMPANY SYSTEM

1 Group Code	2 Group Name	3 NAIC Company Code	4 ID Number	5 Federal RSSD	6 CIK	7 Name of Securities Exchange if Publicly Traded (U.S. or International)	8 Names of Parent, Subsidiaries Or Affiliates	9 Domiciliary Location	10 Relationship to Reporting Entity	11 Directly Controlled by (Name of Entity/Person)	12 Type of Control (Ownership, Board, Management, Attorney-in-Fact, Influence, Other)	13 If Control is Ownership Provide Percentage	14 Ultimate Controlling Entity(ies)/Person(s)	15 Is an SCA Filing Required? (Yes/No)	16 *
		00000	36-4119519				Loyola Ambulatory Surgery Center at Oakbrook, Inc.	IL	NIA	ASC Network, LLC	Ownership	100.000	UnitedHealth Group Incorporated	NO	
		00000	36-4119522				Loyola Ambulatory Surgery Center at Oakbrook, L.P.	IL	NIA	Loyola Ambulatory Surgery Center at Oakbrook, Inc.	Ownership	47.000	UnitedHealth Group Incorporated	NO	2
		00000	85-1275334				LTS At Home, LLC	DE	NIA	Long Term Solutions, Inc.	Ownership	100.000	UnitedHealth Group Incorporated	NO	
		00000	02-0749532				Lutheran Campus ASC, LLC	CO	NIA	SCLHS-SCA Holdings, LLC	Ownership	69.731	UnitedHealth Group Incorporated	NO	
		00000	20-2547795				Main Line Spine Surgery Center, LLC	PA	NIA	Virtua-SCA Holdings II, LLC	Ownership	55.000	UnitedHealth Group Incorporated	NO	2
0707	UnitedHealth Group Incorporated	60321	52-1803283				MAMSI Life and Health Insurance Company	MD	IA	United HealthCare Services, Inc.	Ownership	100.000	UnitedHealth Group Incorporated	NO	
0707	UnitedHealth Group Incorporated	52014	65-0303864				Managed Care of North America, Inc.	FL	IA	MCNA Health Care Holdings, LLC	Ownership	100.000	UnitedHealth Group Incorporated	NO	
		00000	14-1782475				Managed Physical Network, Inc.	NY	NIA	OptumHealth Care Solutions, LLC	Ownership	100.000	UnitedHealth Group Incorporated	NO	
		00000	86-1354607				Mansfield Endoscopy Center, LLC	TX	NIA	Surgical Care Affiliates, LLC	Influence	0.000	UnitedHealth Group Incorporated	NO	
		00000	20-2880404				March Holdings, Inc.	CA	NIA	Specialty Benefits, LLC	Ownership	100.000	UnitedHealth Group Incorporated	NO	
		00000	95-4874334				March Vision Care Group, Incorporated	CA	NIA	California Spring Holdings, PC	Ownership	100.000	UnitedHealth Group Incorporated	NO	1
		00000	27-3115058				March Vision Care IPA, Inc.	NY	NIA	March Vision Care Group, Incorporated	Ownership	100.000	UnitedHealth Group Incorporated	NO	1
		00000	45-4227915				March Vision Care of Texas, Inc.	TX	NIA	March Vision Care Group, Incorporated	Ownership	100.000	UnitedHealth Group Incorporated	NO	1
		00000	20-3042852				March Vision Care, Inc.	CA	NIA	March Holdings, Inc.	Ownership	100.000	UnitedHealth Group Incorporated	NO	
		00000	75-2160466				Marietta Outpatient Surgery, Ltd. (L.P.)	GA	NIA	Marietta Surgical Center, Inc.	Ownership	48.925	UnitedHealth Group Incorporated	NO	2
		00000	58-1539547				Marietta Surgical Center, Inc.	GA	NIA	SC Affiliates, LLC	Ownership	100.000	UnitedHealth Group Incorporated	NO	
		00000	94-3377073				Marin Health Ventures, LLC	CA	NIA	Marin Specialty Surgery Center, LLC	Ownership	100.000	UnitedHealth Group Incorporated	NO	
		00000	26-2637247				Marin Specialty Surgery Center, LLC	CA	NIA	MGH/SCA, LLC	Ownership	51.000	UnitedHealth Group Incorporated	NO	
		00000	26-2601943				Marin Surgery Holdings, Inc.	DE	NIA	SC Affiliates, LLC	Ownership	100.000	UnitedHealth Group Incorporated	NO	
		00000	26-4429914				Marion Regional HomeCare, LLC	AL	NIA	Alabama Health Care Group, LLC	Ownership	67.000	UnitedHealth Group Incorporated	NO	
		00000	85-2924503				Marlin Holding Company LLC	DE	NIA	Specialty Benefits, LLC	Ownership	100.000	UnitedHealth Group Incorporated	NO	
		00000	02-0732705				Marshall HomeCare, LLC	TX	NIA	Southwest Post-Acute Care Partnership, LLC	Ownership	100.000	UnitedHealth Group Incorporated	NO	
		00000	52-1456812				Maryland Ambulatory Centers, LLC	MD	NIA	Surgery Center of Ellicott City, Inc.	Ownership	50.000	UnitedHealth Group Incorporated	NO	
		00000	52-1456812				Maryland Ambulatory Centers, LLC	MD	NIA	Maryland-SCA Centers, LLC	Ownership	44.118	UnitedHealth Group Incorporated	NO	
		00000	26-3598092				Maryland Health Care Group, LLC	MD	NIA	LHC Group, Inc.	Ownership	100.000	UnitedHealth Group Incorporated	NO	
		00000	88-3736162				Maryland Healthcare Partnership, LLC	MD	NIA	Maryland Health Care Group, LLC	Ownership	80.000	UnitedHealth Group Incorporated	NO	
		00000	88-4115077				Maryland Intermediary-I, LLC	MD	NIA	Maryland Healthcare Partnership, LLC	Ownership	100.000	UnitedHealth Group Incorporated	NO	
		00000	88-4115213				Maryland Intermediary-II, LLC	MD	NIA	Maryland Healthcare Partnership, LLC	Ownership	100.000	UnitedHealth Group Incorporated	NO	
		00000	88-4115305				Maryland Intermediary-III, LLC	MD	NIA	Maryland Healthcare Partnership, LLC	Ownership	100.000	UnitedHealth Group Incorporated	NO	
		00000	88-4115420				Maryland Intermediary-IV, LLC	MD	NIA	Maryland Healthcare Partnership, LLC	Ownership	100.000	UnitedHealth Group Incorporated	NO	
		00000	85-2244241				Maryland Physical Therapy Services of Frederick, LLC	MD	NIA	Maryland Health Care Group, LLC	Ownership	100.000	UnitedHealth Group Incorporated	NO	
		00000	52-1401791				Maryland-SCA Centers, LLC	DE	NIA	SC Affiliates, LLC	Ownership	100.000	UnitedHealth Group Incorporated	NO	
		00000					Massachusetts Assurance Company, Ltd. PIC	CYM	NIA	Collaborative Care Holdings, LLC	Ownership	0.008	UnitedHealth Group Incorporated	NO	
		00000					Massachusetts Assurance Company, Ltd. PIC	CYM	NIA	H&W Indemnity (SPC), Ltd.	Ownership	99.992	UnitedHealth Group Incorporated	NO	
		00000	20-0815305				Massachusetts Avenue Surgery Center, LLC	MD	NIA	SCA-Bethesda, LLC	Ownership	60.441	UnitedHealth Group Incorporated	NO	
		00000	20-0815305				Massachusetts Avenue Surgery Center, LLC	MD	NIA	SC Affiliates, LLC	Ownership	1.540	UnitedHealth Group Incorporated	NO	
		00000	38-3932998				Massachusetts Health Care Group, LLC	MA	NIA	LHC Group, Inc.	Ownership	100.000	UnitedHealth Group Incorporated	NO	
		00000	88-2854292				Massachusetts Physical Therapy Services of Framingham, LLC	MA	NIA	Massachusetts Health Care Group, LLC	Ownership	100.000	UnitedHealth Group Incorporated	NO	
		00000	88-2058110				Massachusetts Physical Therapy Services of Quincy Bay, LLC	MA	NIA	Massachusetts Health Care Group, LLC	Ownership	100.000	UnitedHealth Group Incorporated	NO	
		00000	43-1967820				MAT-RX DEVELOPMENT, L.L.C.	TX	NIA	WellMed Networks, Inc.	Ownership	100.000	UnitedHealth Group Incorporated	NO	1
		00000	35-2262695				Mat-Rx Fort Worth GP, L.L.C.	TX	NIA	MAT-RX DEVELOPMENT, L.L.C.	Ownership	100.000	UnitedHealth Group Incorporated	NO	1
		00000	45-4406785				Mayes County HMA Home Health LLC	OK	NIA	AFAM Holding Co, LLC	Ownership	100.000	UnitedHealth Group Incorporated	NO	
		00000	62-1600267				McKenzie Surgery Center, L.P.	TN	NIA	SCA-Eugene, LLC	Ownership	31.000	UnitedHealth Group Incorporated	NO	2
		00000	45-2542951				MCNA Health Care Holdings, LLC	FL	NIA	Marlin Holding Company LLC	Ownership	100.000	UnitedHealth Group Incorporated	NO	

SCHEDULE Y

PART 1A - DETAIL OF INSURANCE HOLDING COMPANY SYSTEM

1 Group Code	2 Group Name	3 NAIC Company Code	4 ID Number	5 Federal RSSD	6 CIK	7 Name of Securities Exchange if Publicly Traded (U.S. or International)	8 Names of Parent, Subsidiaries Or Affiliates	9 Domiciliary Location	10 Relationship to Reporting Entity	11 Directly Controlled by (Name of Entity/Person)	12 Type of Control (Ownership, Board, Management, Attorney-in-Fact, Influence, Other)	13 If Control is Ownership Provide Percentage	14 Ultimate Controlling Entity(ies)/Person(s)	15 Is an SCA Filing Required? (Yes/No)	16 *
0707	UnitedHealth Group Incorporated	14063	52-2459969				MCNA Insurance Company	TX	IA	MCNA Health Care Holdings, LLC	Ownership	100.000	UnitedHealth Group Incorporated	NO	
		00000	45-3641822				MCNA Systems Corp.	FL	NIA	MCNA Health Care Holdings, LLC	Ownership	100.000	UnitedHealth Group Incorporated	NO	
		00000	42-1741594				MD Ops, Inc.	CA	NIA	North American Medical Management California, Inc.	Ownership	100.000	UnitedHealth Group Incorporated	NO	
0707	UnitedHealth Group Incorporated	96310	52-1169135				MD-Individual Practice Association, Inc.	MD	IA	United HealthCare Services, Inc.	Ownership	100.000	UnitedHealth Group Incorporated	NO	
		00000	83-1183650				ME AHS UC LLC	DE	NIA	Riverside Medical Management, LLC	Ownership	70.000	UnitedHealth Group Incorporated	NO	
		00000	81-0936574				ME Urgent Care Nebraska, Inc.	NE	NIA	Physician(s) Owned	Influence	0.000	UnitedHealth Group Incorporated	NO	1
		00000	31-1513127				MED 3000 Health Solutions of the Virginias, L.L.C.	VA	NIA	Change Healthcare Practice Management Solutions Investments, Inc.	Ownership	51.000	UnitedHealth Group Incorporated	NO	
		00000	52-2039280				MED3000 Health Solutions Southeast	FL	NIA	Change Healthcare Practice Management Solutions, Inc.	Ownership	50.000	UnitedHealth Group Incorporated	NO	
		00000	52-2039280				MED3000 Health Solutions Southeast	FL	NIA	Change Healthcare Practice Management Solutions Investments, Inc.	Ownership	50.000	UnitedHealth Group Incorporated	NO	
		00000	26-1264504				Mederi Caretenders VS of Broward, LLC	FL	NIA	National Health Industries, Inc.	Ownership	100.000	UnitedHealth Group Incorporated	NO	
		00000	26-1264234				Mederi Caretenders VS of SE FL, LLC	FL	NIA	National Health Industries, Inc.	Ownership	100.000	UnitedHealth Group Incorporated	NO	
		00000	26-1264384				Mederi Caretenders VS of SW FL, LLC	FL	NIA	National Health Industries, Inc.	Ownership	100.000	UnitedHealth Group Incorporated	NO	
		00000	26-1248096				Mederi Caretenders VS of Tampa, LLC	FL	NIA	National Health Industries, Inc.	Ownership	100.000	UnitedHealth Group Incorporated	NO	
		00000	83-4371904				Mederi Private Care, LLC	FL	NIA	National Health Industries, Inc.	Ownership	100.000	UnitedHealth Group Incorporated	NO	
		00000	20-3824377				MedExpress Development, LLC	FL	NIA	Urgent Care MSO, LLC	Ownership	100.000	UnitedHealth Group Incorporated	NO	
		00000	81-1265129				MedExpress Employed Services, Inc.	DE	NIA	Physician(s) Owned	Influence	0.000	UnitedHealth Group Incorporated	NO	1
		00000	81-4550969				MedExpress Primary Care Arizona, P.C.	AZ	NIA	Physician(s) Owned	Influence	0.000	UnitedHealth Group Incorporated	NO	1
		00000	84-4234388				MedExpress Primary Care Arkansas, P.A.	AR	NIA	Physician(s) Owned	Influence	0.000	UnitedHealth Group Incorporated	NO	1
		00000	81-4605885				MedExpress Primary Care Kansas, P.A.	KS	NIA	Physician(s) Owned	Influence	0.000	UnitedHealth Group Incorporated	NO	1
		00000	82-3384324				MedExpress Primary Care Maryland, P.C.	MD	NIA	Physician(s) Owned	Influence	0.000	UnitedHealth Group Incorporated	NO	1
		00000	82-1096099				MedExpress Primary Care Massachusetts, P.C.	MA	NIA	Physician(s) Owned	Influence	0.000	UnitedHealth Group Incorporated	NO	1
		00000	81-4396738				MedExpress Primary Care Minnesota P.C.	MN	NIA	Physician(s) Owned	Influence	0.000	UnitedHealth Group Incorporated	NO	1
		00000	83-1077265				MedExpress Primary Care Oklahoma, P.C.	OK	NIA	Physician(s) Owned	Influence	0.000	UnitedHealth Group Incorporated	NO	1
		00000	83-0764858				MedExpress Primary Care South Carolina, P.C.	SC	NIA	Physician(s) Owned	Influence	0.000	UnitedHealth Group Incorporated	NO	1
		00000	84-2500750				MedExpress Primary Care Texas, P.A.	TX	NIA	Physician(s) Owned	Influence	0.000	UnitedHealth Group Incorporated	NO	1
		00000	82-3395792				MedExpress Primary Care Virginia, P.C.	VA	NIA	Physician(s) Owned	Influence	0.000	UnitedHealth Group Incorporated	NO	1
		00000	82-4401181				MedExpress Primary Care West Virginia, Inc.	WV	NIA	Physician(s) Owned	Influence	0.000	UnitedHealth Group Incorporated	NO	1
		00000	81-4563448				MedExpress Primary Care Wisconsin, S.C.	WI	NIA	Physician(s) Owned	Influence	0.000	UnitedHealth Group Incorporated	NO	1
		00000	83-2089623				MedExpress Urgent Care - Northern New Jersey PC	NJ	NIA	Physician(s) Owned	Influence	0.000	UnitedHealth Group Incorporated	NO	1
		00000	45-5388778				MedExpress Urgent Care – New Jersey, P.C.	NJ	NIA	Physician(s) Owned	Influence	0.000	UnitedHealth Group Incorporated	NO	1
		00000	32-0533926				MedExpress Urgent Care Alabama, LLC	AL	NIA	Urgent Care Holdings, LLC	Ownership	100.000	UnitedHealth Group Incorporated	NO	
		00000	81-4030280				MedExpress Urgent Care Arizona, P.C.	AZ	NIA	Physician(s) Owned	Influence	0.000	UnitedHealth Group Incorporated	NO	1
		00000	46-4348120				MedExpress Urgent Care Arkansas, P.A.	AR	NIA	Physician(s) Owned	Influence	0.000	UnitedHealth Group Incorporated	NO	1
		00000	82-0930142				MedExpress Urgent Care California, P.C.	CA	NIA	Physician(s) Owned	Influence	0.000	UnitedHealth Group Incorporated	NO	1
		00000	81-1956812				MedExpress Urgent Care Connecticut, P.C.	CT	NIA	Physician(s) Owned	Influence	0.000	UnitedHealth Group Incorporated	NO	1
		00000	82-1135336				MedExpress Urgent Care Idaho, P.C.	ID	NIA	Physician(s) Owned	Influence	0.000	UnitedHealth Group Incorporated	NO	1
		00000	47-4308614				MedExpress Urgent Care Illinois, P.C.	IL	NIA	Physician(s) Owned	Influence	0.000	UnitedHealth Group Incorporated	NO	1
		00000	81-5353472				MedExpress Urgent Care Iowa, P.C.	IA	NIA	Physician(s) Owned	Influence	0.000	UnitedHealth Group Incorporated	NO	1
		00000	47-1919283				MedExpress Urgent Care Kansas, P.A.	KS	NIA	Physician(s) Owned	Influence	0.000	UnitedHealth Group Incorporated	NO	1
		00000	82-1719888				MedExpress Urgent Care Maine, Inc.	ME	NIA	Urgent Care Holdings, LLC	Ownership	100.000	UnitedHealth Group Incorporated	NO	
		00000	81-1125396				MedExpress Urgent Care Minnesota P.C.	MN	NIA	Physician(s) Owned	Influence	0.000	UnitedHealth Group Incorporated	NO	1
		00000	47-3132625				MedExpress Urgent Care Missouri P.C.	MO	NIA	Physician(s) Owned	Influence	0.000	UnitedHealth Group Incorporated	NO	1
		00000	82-0631738				MedExpress Urgent Care New Hampshire, Inc.	NH	NIA	Urgent Care Holdings, LLC	Ownership	100.000	UnitedHealth Group Incorporated	NO	

SCHEDULE Y

PART 1A - DETAIL OF INSURANCE HOLDING COMPANY SYSTEM

1 Group Code	2 Group Name	3 NAIC Company Code	4 ID Number	5 Federal RSSD	6 CIK	7 Name of Securities Exchange if Publicly Traded (U.S. or International)	8 Names of Parent, Subsidiaries Or Affiliates	9 Domiciliary Location	10 Relationship to Reporting Entity	11 Directly Controlled by (Name of Entity/Person)	12 Type of Control (Ownership, Board, Management, Attorney-in-Fact, Influence, Other)	13 If Control is Ownership Provide Percentage	14 Ultimate Controlling Entity(ies)/Person(s)	15 Is an SCA Filing Required? (Yes/No)	16 *
		00000	81-5138747				MedExpress Urgent Care North Carolina, P.C.	NC	NIA	Physician(s) Owned	Influence	0.000	UnitedHealth Group Incorporated	NO	1
		00000	20-2545363				MedExpress Urgent Care of Boynton Beach, LLC	FL	NIA	MedExpress Development, LLC	Ownership	100.000	UnitedHealth Group Incorporated	NO	
		00000	82-1919436				MedExpress Urgent Care Oregon, P.C.	OR	NIA	Physician(s) Owned	Influence	0.000	UnitedHealth Group Incorporated	NO	1
		00000	81-5362765				MedExpress Urgent Care Rhode Island, P.C.	RI	NIA	Physician(s) Owned	Influence	0.000	UnitedHealth Group Incorporated	NO	1
		00000	81-5380706				MedExpress Urgent Care South Carolina, P.C.	SC	NIA	Physician(s) Owned	Influence	0.000	UnitedHealth Group Incorporated	NO	1
		00000	47-5147441				MedExpress Urgent Care Texas, P.A.	TX	NIA	Physician(s) Owned	Influence	0.000	UnitedHealth Group Incorporated	NO	1
		00000	82-2443118				MedExpress Urgent Care Washington, P.C.	WA	NIA	Physician(s) Owned	Influence	0.000	UnitedHealth Group Incorporated	NO	1
		00000	81-4281678				MedExpress Urgent Care Wisconsin, S.C.	WI	NIA	Physician(s) Owned	Influence	0.000	UnitedHealth Group Incorporated	NO	1
		00000	85-1474287				MedExpress Urgent Care, Inc. - Ohio	OH	NIA	Urgent Care Holdings, LLC	Ownership	100.000	UnitedHealth Group Incorporated	NO	
		00000	26-4546400				MedExpress Urgent Care, Inc. — West Virginia	WV	NIA	Physician(s) Owned	Influence	0.000	UnitedHealth Group Incorporated	NO	1
		00000	47-1804667				MedExpress Urgent Care, P.C. — Georgia	GA	NIA	Physician(s) Owned	Influence	0.000	UnitedHealth Group Incorporated	NO	1
		00000	90-0929572				MedExpress Urgent Care, P.C. — Indiana	IN	NIA	Physician(s) Owned	Influence	0.000	UnitedHealth Group Incorporated	NO	1
		00000	45-3461101				MedExpress Urgent Care, P.C. — Maryland	MD	NIA	Physician(s) Owned	Influence	0.000	UnitedHealth Group Incorporated	NO	1
		00000	47-1857908				MedExpress Urgent Care, P.C. — Massachusetts	MA	NIA	Physician(s) Owned	Influence	0.000	UnitedHealth Group Incorporated	NO	1
		00000	46-4793937				MedExpress Urgent Care, P.C. — Michigan	MI	NIA	Physician(s) Owned	Influence	0.000	UnitedHealth Group Incorporated	NO	1
		00000	47-1824365				MedExpress Urgent Care, P.C. — Oklahoma	OK	NIA	Physician(s) Owned	Influence	0.000	UnitedHealth Group Incorporated	NO	1
		00000	26-3750502				MedExpress Urgent Care, P.C. — Pennsylvania	PA	NIA	Physician(s) Owned	Influence	0.000	UnitedHealth Group Incorporated	NO	1
		00000	45-4973138				MedExpress Urgent Care, P.C. — Tennessee	TN	NIA	Physician(s) Owned	Influence	0.000	UnitedHealth Group Incorporated	NO	1
		00000	45-3123110				MedExpress Urgent Care, P.C. — Virginia	VA	NIA	Physician(s) Owned	Influence	0.000	UnitedHealth Group Incorporated	NO	1
		00000	83-1565124				MedExpress Urgent Care, P.S.C. - Kentucky	KY	NIA	Physician(s) Owned	Influence	0.000	UnitedHealth Group Incorporated	NO	1
		00000	45-5436856				MedExpress, Inc. — Delaware	DE	NIA	Physician(s) Owned	Influence	0.000	UnitedHealth Group Incorporated	NO	1
		00000	26-2947990				Medical Center Home Health, LLC	TN	NIA	West Tennessee HomeCare, LLC	Ownership	100.000	UnitedHealth Group Incorporated	NO	
		00000	26-1541198				Medical Centers HomeCare, LLC	AL	NIA	Alabama Health Care Group, LLC	Ownership	67.000	UnitedHealth Group Incorporated	NO	
		00000	75-2566987				Medical Clinic of North Texas PLLC	TX	NIA	USMD Affiliated Services	Ownership	100.000	UnitedHealth Group Incorporated	NO	
		00000					Medical Hilfe S.A.	CHL	NIA	Saden S.A.	Ownership	0.000	UnitedHealth Group Incorporated	NO	
		00000					Medical Hilfe S.A.	CHL	NIA	Home Medical S.A.	Ownership	100.000	UnitedHealth Group Incorporated	NO	
		00000	95-4708497				Medical Support Los Angeles, Inc.	CA	NIA	MSLA Management LLC	Ownership	100.000	UnitedHealth Group Incorporated	NO	
		00000	26-0636717				Medical Surgical Centers of America, Inc.	DE	NIA	ASC Network, LLC	Ownership	100.000	UnitedHealth Group Incorporated	NO	
		00000	75-2515691				MedSynergies, LLC	DE	NIA	Mustang Razorback Holdings, Inc.	Ownership	100.000	UnitedHealth Group Incorporated	NO	
		00000	58-2101921				Melbourne Surgery Center, LLC	GA	NIA	Surgical Care Partners of Melbourne, LLC	Ownership	100.000	UnitedHealth Group Incorporated	NO	
		00000	82-4964787				Memorial City Holdings, LLC	DE	NIA	SCA-Memorial City, LLC	Ownership	51.000	UnitedHealth Group Incorporated	NO	
		00000	82-3689933				Memorial City Partners, LLC	DE	NIA	Memorial City Holdings, LLC	Ownership	51.000	UnitedHealth Group Incorporated	NO	
		00000	95-4688463				Memorial Healthcare IPA, GP	CA	NIA	MH Physician Three Holdco, a Medical Corporation	Ownership	99.000	UnitedHealth Group Incorporated	NO	1
		00000	37-1782795				Memorial Houston Surgery Center, LLC	TX	NIA	SCA-Memorial, LLC	Ownership	56.235	UnitedHealth Group Incorporated	NO	
		00000	26-1394069				MemorialCare Surgical Center at Orange Coast, LLC	CA	NIA	Beach Surgical Holdings LLC	Ownership	51.987	UnitedHealth Group Incorporated	NO	2
		00000	20-3678259				MemorialCare Surgical Center at Saddleback, LLC	CA	NIA	Beach Surgical Holdings LLC	Ownership	55.337	UnitedHealth Group Incorporated	NO	2
		00000	47-0944781				Mena Medical Center Home Health, L.L.C.	AR	NIA	Arkansas Health Care Group, LLC	Ownership	100.000	UnitedHealth Group Incorporated	NO	
		00000	72-1586356				Mena Medical Center Hospice, L.L.C.	AR	NIA	Arkansas Health Care Group, LLC	Ownership	100.000	UnitedHealth Group Incorporated	NO	
		00000	62-1396317				Mental Health Resources, PLLC	TN	NIA	Physician(s) Owned	Influence	0.000	UnitedHealth Group Incorporated	NO	1
		00000	27-0203906				Mesquite Liberty, LLC	NV	NIA	Sierra Health Services, Inc.	Ownership	80.357	UnitedHealth Group Incorporated	NO	
		00000	38-3861395				MGH/SCA, LLC	CA	NIA	Marin Surgery Holdings, Inc.	Ownership	99.000	UnitedHealth Group Incorporated	NO	
		00000	38-3861395				MGH/SCA, LLC	CA	NIA	SC Affiliates, LLC	Ownership	1.000	UnitedHealth Group Incorporated	NO	
		00000	27-4691544				MH Physician Three Holdco, a Medical Corporation	CA	NIA	Physician(s) Owned	Influence	0.000	UnitedHealth Group Incorporated	NO	1

SCHEDULE Y

PART 1A - DETAIL OF INSURANCE HOLDING COMPANY SYSTEM

1 Group Code	2 Group Name	3 NAIC Company Code	4 ID Number	5 Federal RSSD	6 CIK	7 Name of Securities Exchange if Publicly Traded (U.S. or International)	8 Names of Parent, Subsidiaries Or Affiliates	9 Domiciliary Location	10 Relationship to Reporting Entity	11 Directly Controlled by (Name of Entity/Person)	12 Type of Control (Ownership, Board, Management, Attorney-in-Fact, Influence, Other)	13 If Control is Ownership Provide Percentage	14 Ultimate Controlling Entity(ies)/Person(s)	15 Is an SCA Filing Required? (Yes/No)	16 *
		00000	27-2252446				MHC Real Estate Holdings, LLC	CA	NIA	Monarch Management Services, Inc.	Ownership	100.000	UnitedHealth Group Incorporated	NO	
		00000	80-0507474				MHCH, Inc.	CA	NIA	Monarch HealthCare, A Medical Group, Inc.	Ownership	100.000	UnitedHealth Group Incorporated	NO	1
		00000	27-4691508				MHIPA Physician Two Holdco, a Medical Corporation	CA	NIA	Physician(s) Owned	Influence	0.000	UnitedHealth Group Incorporated	NO	1
		00000	36-4600281				Miami Surgery Center, LLC	DE	NIA	SCA-Doral, LLC	Ownership	50.185	UnitedHealth Group Incorporated	NO	
		00000	30-0965767				Michigan In-Home Healthcare Partnership-I, LLC	MI	NIA	In-Home Healthcare Partnership, LLC	Ownership	100.000	UnitedHealth Group Incorporated	NO	
		00000	36-4857987				Michigan In-Home Healthcare Partnership-II, LLC	MI	NIA	In-Home Healthcare Partnership, LLC	Ownership	100.000	UnitedHealth Group Incorporated	NO	
		00000	38-4025399				Michigan In-Home Healthcare Partnership-III, LLC	MI	NIA	In-Home Healthcare Partnership, LLC	Ownership	100.000	UnitedHealth Group Incorporated	NO	
		00000	30-0965701				Michigan In-Home Healthcare Partnership-IV, LLC	MI	NIA	In-Home Healthcare Partnership, LLC	Ownership	100.000	UnitedHealth Group Incorporated	NO	
		00000	81-5275489				Michigan In-Home Partner-I, LLC	MI	NIA	Michigan In-Home Healthcare Partnership-I, LLC	Ownership	100.000	UnitedHealth Group Incorporated	NO	
		00000	30-0967541				Michigan In-Home Partner-II, LLC	MI	NIA	Michigan In-Home Healthcare Partnership-II, LLC	Ownership	100.000	UnitedHealth Group Incorporated	NO	
		00000	81-5278498				Michigan In-Home Partner-III, LLC	MI	NIA	Michigan In-Home Healthcare Partnership-III, LLC	Ownership	100.000	UnitedHealth Group Incorporated	NO	
		00000	81-5278983				Michigan In-Home Partner-IV, LLC	MI	NIA	Michigan In-Home Healthcare Partnership-IV, LLC	Ownership	100.000	UnitedHealth Group Incorporated	NO	
0707	UnitedHealth Group Incorporated	66087	62-0724538				Mid-West National Life Insurance Company of Tennessee	TX	IA	HealthMarkets, LLC	Ownership	100.000	UnitedHealth Group Incorporated	NO	
		00000	20-3345412				Midlands Orthopaedics Surgery Center, LLC	SC	NIA	SCA-Midlands, LLC	Ownership	39.561	UnitedHealth Group Incorporated	NO	2
		00000	20-8103522				Midwest Center for Day Surgery, LLC	IL	NIA	Advocate-SCA Partners, LLC	Ownership	55.457	UnitedHealth Group Incorporated	NO	
		00000					Midwest Hospice, LLC	AR	NIA	National Health Industries, Inc.	Ownership	100.000	UnitedHealth Group Incorporated	NO	
		00000	93-2143215				Midwest JV Holdings, LLC	DE	NIA	Midwest Surgery Center Holdings, LLC	Ownership	100.000	UnitedHealth Group Incorporated	NO	
		00000	93-2752896				Midwest Surgery Center Holdings, LLC	DE	NIA	SC Affiliates, LLC	Ownership	100.000	UnitedHealth Group Incorporated	NO	
		00000	41-1537436				Midwest Surgery Center, LLC	MN	NIA	Midwest JV Holdings, LLC	Ownership	20.000	UnitedHealth Group Incorporated	NO	
		00000	83-0543458				Mile High SurgiCenter, LLC	CO	NIA	SCA-Denver Physicians Holdings, LLC	Ownership	100.000	UnitedHealth Group Incorporated	NO	
		00000	47-2117693				Mindscapes Counseling, PLLC	CT	NIA	Refresh Connecticut, PLLC	Ownership	100.000	UnitedHealth Group Incorporated	NO	1
		00000	46-2511957				Minnesota Health Care Group, LLC	MN	NIA	LHC Group, Inc.	Ownership	100.000	UnitedHealth Group Incorporated	NO	
		00000	68-0490418				Mississippi Health Care Group, LLC	MS	NIA	LHC Group, Inc.	Ownership	100.000	UnitedHealth Group Incorporated	NO	
		00000	26-0784038				Mississippi HomeCare of Jackson II, LLC	MS	NIA	Mississippi Health Care Group, LLC	Ownership	67.000	UnitedHealth Group Incorporated	NO	
		00000	01-0689757				Mississippi HomeCare, L.L.C.	MS	NIA	Mississippi Health Care Group, LLC	Ownership	100.000	UnitedHealth Group Incorporated	NO	
		00000	85-1606644				Mississippi Physical Therapy Services of Biloxi, LLC	MS	NIA	Mississippi Health Care Group, LLC	Ownership	100.000	UnitedHealth Group Incorporated	NO	
		00000	61-1495255				Missouri Health Care Group, LLC	MO	NIA	LHC Group, Inc.	Ownership	100.000	UnitedHealth Group Incorporated	NO	
		00000	88-3684122				Missouri Physical Therapy Services of Creve Coeur, LLC	MO	NIA	Missouri Health Care Group, LLC	Ownership	100.000	UnitedHealth Group Incorporated	NO	
		00000	87-0737157				Mizell Memorial Hospital HomeCare, LLC	AL	NIA	Alabama Health Care Group, LLC	Ownership	90.000	UnitedHealth Group Incorporated	NO	
		00000	26-3831640				MJ Nursing at Black Stone, LLC	OH	NIA	Black Stone of Cincinnati, LLC	Ownership	100.000	UnitedHealth Group Incorporated	NO	
		00000	81-2977678				Mobile Medical Services of New Jersey, PC	NJ	NIA	Physician(s) Owned	Influence	0.000	UnitedHealth Group Incorporated	NO	1
		00000	30-0445773				Mobile Medical Services, P.C.	NY	NIA	Physician(s) Owned	Influence	0.000	UnitedHealth Group Incorporated	NO	1
		00000	63-0883553				Mobile-SC, LTD.	AL	NIA	SCA-Mobile, LLC	Ownership	20.000	UnitedHealth Group Incorporated	NO	2
		00000	85-3287029				Moen, M.D., P.C.	CA	NIA	Physician(s) Owned	Influence	0.000	UnitedHealth Group Incorporated	NO	1
		00000	83-0632231				Mohawk Surgery Center, LLC	FL	NIA	PPH Holdings, LLC	Ownership	10.000	UnitedHealth Group Incorporated	NO	2
		00000	22-3935634				Monarch Health Plan, Inc.	CA	NIA	Monarch HealthCare, A Medical Group, Inc.	Ownership	100.000	UnitedHealth Group Incorporated	NO	1
		00000	33-0587660				Monarch HealthCare, A Medical Group, Inc.	CA	NIA	MH Physician Three Holdco, a Medical Corporation	Ownership	100.000	UnitedHealth Group Incorporated	NO	1
		00000	45-3142852				Monarch Management Services, Inc.	DE	NIA	Collaborative Care Holdings, LLC	Ownership	100.000	UnitedHealth Group Incorporated	NO	

SCHEDULE Y

PART 1A - DETAIL OF INSURANCE HOLDING COMPANY SYSTEM

1 Group Code	2 Group Name	3 NAIC Company Code	4 ID Number	5 Federal RSSD	6 CIK	7 Name of Securities Exchange if Publicly Traded (U.S. or International)	8 Names of Parent, Subsidiaries Or Affiliates	9 Domiciliary Location	10 Relationship to Reporting Entity	11 Directly Controlled by (Name of Entity/Person)	12 Type of Control (Ownership, Board, Management, Attorney-in-Fact, Influence, Other)	13 If Control is Ownership Provide Percentage	14 Ultimate Controlling Entity(ies)/Person(s)	15 Is an SCA Filing Required? (Yes/No)	16 *
		00000	85-3923523				Montana Health Care Group, LLC	MT	NIA	LHC Group, Inc.	Ownership	100.000	UnitedHealth Group Incorporated	NO	
		00000	52-1401868				Montgomery Surgery Center Limited Partnership	MD	NIA	Maryland-SCA Centers, LLC	Ownership	2.000	UnitedHealth Group Incorporated	NO	
		00000	52-1401868				Montgomery Surgery Center Limited Partnership	MD	NIA	Maryland Ambulatory Centers, LLC	Ownership	51.000	UnitedHealth Group Incorporated	NO	
		00000	36-4794488				Mooresville Home Care Services, LLC	DE	NIA	AF-CH-HH, LLC	Ownership	100.000	UnitedHealth Group Incorporated	NO	
		00000	22-3651957				Morris Avenue Endoscopy, L.L.C.	NJ	NIA	GI Ventures, LLC	Ownership	55.000	UnitedHealth Group Incorporated	NO	2
		00000	26-3513595				Morris County Surgical Center, LLC	NJ	NIA	SCA-Morris County, LLC	Ownership	53.662	UnitedHealth Group Incorporated	NO	
		00000	26-2792774				Morristown-Hamblen HomeCare and Hospice, LLC	TN	NIA	University of TN Medical Center Home Care Services, LLC	Ownership	100.000	UnitedHealth Group Incorporated	NO	
		00000	26-3042733				Mountaineer HomeCare, LLC	WV	NIA	LHC HomeCare of West Virginia, LLC	Ownership	100.000	UnitedHealth Group Incorporated	NO	
		00000	81-1633765				MSLA Management LLC	DE	NIA	OptumServe Health Services, Inc.	Ownership	100.000	UnitedHealth Group Incorporated	NO	
		00000	62-1506649				Mt. Pleasant Surgery Center, L.P.	TN	NIA	SCA-Mt. Pleasant, LLC	Ownership	99.000	UnitedHealth Group Incorporated	NO	
		00000	62-1506649				Mt. Pleasant Surgery Center, L.P.	TN	NIA	Endoscopy Center Affiliates, Inc.	Ownership	1.000	UnitedHealth Group Incorporated	NO	
		00000	98-1285432				Multiangio Ltda.	BRA	NIA	Esho - Empresa de Serviços Hospitalares S.A.	Ownership	100.000	UnitedHealth Group Incorporated	NO	
		00000	77-0670885				Munroe Regional HomeCare, LLC	FL	NIA	LHC Health Care Group of Florida, LLC	Ownership	51.000	UnitedHealth Group Incorporated	NO	
		00000	45-4450466				Murrells Inlet ASC, LLC	SC	NIA	SCA Murrells Inlet, LLC	Ownership	65.000	UnitedHealth Group Incorporated	NO	
		00000	20-4209261				Muskogee Surgical Investors, LLC	OK	NIA	Surgery Center of Muskogee, LLC	Ownership	100.000	UnitedHealth Group Incorporated	NO	
		00000	47-1935798				Mustang Razorback Holdings, Inc.	DE	NIA	Optum360 Solutions, LLC	Ownership	100.000	UnitedHealth Group Incorporated	NO	
		00000	26-2564744				My Wellness Solutions, LLC	DE	NIA	OptumHealth Care Solutions, LLC	Ownership	100.000	UnitedHealth Group Incorporated	NO	
		00000	20-3236839				NAMM Holdings, Inc.	DE	NIA	Aveta Inc.	Ownership	100.000	UnitedHealth Group Incorporated	NO	
		00000	56-2627070				NAMM Medical Group Holdings, Inc.	CA	NIA	Physician(s) Owned	Influence	0.000	UnitedHealth Group Incorporated	NO	1
		00000	45-4473815				National Decision Support Company, LLC	DE	NIA	Change Healthcare Solutions, LLC	Ownership	100.000	UnitedHealth Group Incorporated	NO	
0707	UnitedHealth Group Incorporated	98205	73-1187572				National Foundation Life Insurance Company	TX	IA	Enterprise Life Insurance Company	Ownership	100.000	UnitedHealth Group Incorporated	NO	
		00000	61-0997496				National Health Industries, Inc.	KY	NIA	Almost Family, Inc.	Ownership	100.000	UnitedHealth Group Incorporated	NO	
		00000	75-2441699				National Health Information Network, Inc.	TX	NIA	eRx Network, LLC	Ownership	100.000	UnitedHealth Group Incorporated	NO	
0707	UnitedHealth Group Incorporated	95251	76-0196559				National Pacific Dental, Inc.	TX	IA	Dental Benefit Providers, Inc.	Ownership	100.000	UnitedHealth Group Incorporated	NO	
		00000	36-3549627				National Surgery Centers, LLC	DE	NIA	Surgical Care Affiliates, LLC	Ownership	100.000	UnitedHealth Group Incorporated	NO	
		00000	45-3735192				Navigator Health, Inc.	DE	NIA	naviHealth Holdings, LLC	Ownership	100.000	UnitedHealth Group Incorporated	NO	
		00000	84-2283691				Naviguard, Inc.	DE	NIA	United HealthCare Services, Inc.	Ownership	100.000	UnitedHealth Group Incorporated	NO	
		00000	84-3482655				naviHealth Care at Home, LLC	DE	NIA	naviHealth, Inc.	Ownership	100.000	UnitedHealth Group Incorporated	NO	
		00000	84-5020906				naviHealth Coordinated Care, LLC	DE	NIA	naviHealth, Inc.	Ownership	100.000	UnitedHealth Group Incorporated	NO	
		00000	35-2431677				naviHealth Holdings, LLC	DE	NIA	Nomad Buyer, Inc.	Ownership	100.000	UnitedHealth Group Incorporated	NO	
		00000	61-1669841				naviHealth SM Holdings, Inc.	DE	NIA	naviHealth Holdings, LLC	Ownership	100.000	UnitedHealth Group Incorporated	NO	
		00000	36-4719151				naviHealth, Inc.	DE	NIA	naviHealth Holdings, LLC	Ownership	100.000	UnitedHealth Group Incorporated	NO	
		00000	47-2693055				NC Center For Resiliency, PLLC	NC	NIA	Physician(s) Owned	Influence	0.000	UnitedHealth Group Incorporated	NO	1
		00000	46-5008635				Nebraska Health Care Group, LLC	NE	NIA	LHC Group, Inc.	Ownership	100.000	UnitedHealth Group Incorporated	NO	
		00000	27-0263191				Nebraska Spine Hospital, LLC	NE	NIA	H.I. Investments Holding Company, LLC	Ownership	15.000	UnitedHealth Group Incorporated	NO	2
0707	UnitedHealth Group Incorporated	95123	65-0996107				Neighborhood Health Partnership, Inc.	FL	IA	UnitedHealthcare, Inc.	Ownership	100.000	UnitedHealth Group Incorporated	NO	
		00000	20-4755277				Netwerkes, LLC	TN	NIA	Optum360 Solutions, LLC	Ownership	100.000	UnitedHealth Group Incorporated	NO	
		00000	35-2465420				Nevada Health Care Group, LLC	NV	NIA	LHC Group, Inc.	Ownership	100.000	UnitedHealth Group Incorporated	NO	
0707	UnitedHealth Group Incorporated	95758	88-0228572				Nevada Pacific Dental	NV	IA	Dental Benefit Providers, Inc.	Ownership	100.000	UnitedHealth Group Incorporated	NO	
		00000	83-4359503				New Hampshire Health Care Group, LLC	NH	NIA	LHC Group, Inc.	Ownership	100.000	UnitedHealth Group Incorporated	NO	
		00000	84-3293183				New Hampshire Physical Therapy Services of Hanover, LLC	NH	NIA	New Hampshire Health Care Group, LLC	Ownership	100.000	UnitedHealth Group Incorporated	NO	
		00000	87-3033261				New Jersey Health Care Group, LLC	NJ	NIA	LHC Group, Inc.	Ownership	100.000	UnitedHealth Group Incorporated	NO	
		00000					New Mexico Health Care Group, LLC	NM	NIA	LHC Group, Inc.	Ownership	100.000	UnitedHealth Group Incorporated	NO	

SCHEDULE Y

PART 1A - DETAIL OF INSURANCE HOLDING COMPANY SYSTEM

1 Group Code	2 Group Name	3 NAIC Company Code	4 ID Number	5 Federal RSSD	6 CIK	7 Name of Securities Exchange if Publicly Traded (U.S. or International)	8 Names of Parent, Subsidiaries Or Affiliates	9 Domiciliary Location	10 Relationship to Reporting Entity	11 Directly Controlled by (Name of Entity/Person)	12 Type of Control (Ownership, Board, Management, Attorney-in-Fact, Influence, Other)	13 If Control is Ownership Provide Percentage	14 Ultimate Controlling Entity(ies)/Person(s)	15 Is an SCA Filing Required? (Yes/No)	16 *
		00000	88-2854505				New Mexico Physical Therapy Services of Albuquerque, LLC	NM	NIA	New Mexico Health Care Group, LLC	Ownership	100.000	UnitedHealth Group Incorporated	NO	
		00000	72-1267232				New Orleans Regional Physician Hospital Organization, L.L.C.	LA	NIA	UnitedHealthcare, Inc.	Ownership	100.000	UnitedHealth Group Incorporated	NO	
		00000	93-1173779				New Perspectives Center for Counseling & Therapy, L.L.C.	OR	NIA	Physician(s) Owned	Influence	0.000	UnitedHealth Group Incorporated	NO	1
		00000	84-1250135				New West Physicians, Inc.	CO	NIA	Newton Holdings, LLC	Ownership	100.000	UnitedHealth Group Incorporated	NO	
		00000	86-3891057				New York Licensed Clinical Social Work, P.C.	NY	NIA	Physician(s) Owned	Influence	0.000	UnitedHealth Group Incorporated	NO	1
		00000	30-1080342				Newton Holdings, LLC	DE	NIA	Collaborative Care Holdings, LLC	Ownership	100.000	UnitedHealth Group Incorporated	NO	
		00000	83-1111251				Nomad Buyer, Inc.	DE	NIA	UnitedHealth Group Incorporated	Ownership	100.000	UnitedHealth Group Incorporated	NO	
		00000	33-0673955				North American Medical Management California, Inc.	TN	NIA	NAMM Holdings, Inc.	Ownership	100.000	UnitedHealth Group Incorporated	NO	
		00000	20-3841313				North Carolina Health Care Group, LLC	NC	NIA	LHC Group, Inc.	Ownership	100.000	UnitedHealth Group Incorporated	NO	
		00000	81-4801601				North Carolina In-Home Healthcare Partnership-I, LLC	NC	NIA	In-Home Healthcare Partnership, LLC	Ownership	100.000	UnitedHealth Group Incorporated	NO	
		00000	38-4022047				North Carolina In-Home Healthcare Partnership-II, LLC	NC	NIA	In-Home Healthcare Partnership, LLC	Ownership	100.000	UnitedHealth Group Incorporated	NO	
		00000	81-4829700				North Carolina In-Home Healthcare Partnership-III, LLC	NC	NIA	In-Home Healthcare Partnership, LLC	Ownership	100.000	UnitedHealth Group Incorporated	NO	
		00000	35-2581142				North Carolina In-Home Healthcare Partnership-IV, LLC	NC	NIA	In-Home Healthcare Partnership, LLC	Ownership	100.000	UnitedHealth Group Incorporated	NO	
		00000	30-1107085				North Carolina In-Home Healthcare Partnership-IX, LLC	NC	NIA	In-Home Healthcare Partnership, LLC	Ownership	100.000	UnitedHealth Group Incorporated	NO	
		00000	37-1848101				North Carolina In-Home Healthcare Partnership-V, LLC	NC	NIA	In-Home Healthcare Partnership, LLC	Ownership	100.000	UnitedHealth Group Incorporated	NO	
		00000	32-0518535				North Carolina In-Home Healthcare Partnership-VI, LLC	NC	NIA	In-Home Healthcare Partnership, LLC	Ownership	100.000	UnitedHealth Group Incorporated	NO	
		00000	61-1815577				North Carolina In-Home Healthcare Partnership-VII, LLC	NC	NIA	In-Home Healthcare Partnership, LLC	Ownership	100.000	UnitedHealth Group Incorporated	NO	
		00000	32-0573315				North Carolina In-Home Healthcare Partnership-VIII, LLC	NC	NIA	In-Home Healthcare Partnership, LLC	Ownership	100.000	UnitedHealth Group Incorporated	NO	
		00000	30-0996614				North Carolina In-Home Partner-I, LLC	NC	NIA	North Carolina In-Home Healthcare Partnership-I, LLC	Ownership	100.000	UnitedHealth Group Incorporated	NO	
		00000	81-4811792				North Carolina In-Home Partner-II, LLC	NC	NIA	North Carolina In-Home Healthcare Partnership-II, LLC	Ownership	100.000	UnitedHealth Group Incorporated	NO	
		00000	30-0996677				North Carolina In-Home Partner-III, LLC	NC	NIA	North Carolina In-Home Healthcare Partnership-III, LLC	Ownership	100.000	UnitedHealth Group Incorporated	NO	
		00000	81-4914018				North Carolina In-Home Partner-IV, LLC	NC	NIA	North Carolina In-Home Healthcare Partnership-IV, LLC	Ownership	100.000	UnitedHealth Group Incorporated	NO	
		00000	83-1304076				North Carolina In-Home Partner-IX, LLC	NC	NIA	North Carolina In-Home Healthcare Partnership-IX, LLC	Ownership	100.000	UnitedHealth Group Incorporated	NO	
		00000	81-5292449				North Carolina In-Home Partner-V, LLC	NC	NIA	North Carolina In-Home Healthcare Partnership-V, LLC	Ownership	100.000	UnitedHealth Group Incorporated	NO	
		00000	81-5476171				North Carolina In-Home Partner-VI, LLC	NC	NIA	North Carolina In-Home Healthcare Partnership-VI, LLC	Ownership	100.000	UnitedHealth Group Incorporated	NO	
		00000	81-5293415				North Carolina In-Home Partner-VII, LLC	NC	NIA	North Carolina In-Home Healthcare Partnership-VII, LLC	Ownership	100.000	UnitedHealth Group Incorporated	NO	
		00000	83-1323380				North Carolina In-Home Partner-VIII, LLC	NC	NIA	North Carolina In-Home Healthcare Partnership-VIII, LLC	Ownership	100.000	UnitedHealth Group Incorporated	NO	
		00000	27-2248103				North Dallas Surgical Center, LLC	DE	NIA	Surgical Care Affiliates, LLC	Influence	0.000	UnitedHealth Group Incorporated	NO	
		00000	91-1276412				North Kitsap Ambulatory Surgery Center, LLC	WA	NIA	SCA Pacific Surgery Holdings, LLC	Ownership	9.990	UnitedHealth Group Incorporated	NO	2

SCHEDULE Y

PART 1A - DETAIL OF INSURANCE HOLDING COMPANY SYSTEM

1 Group Code	2 Group Name	3 NAIC Company Code	4 ID Number	5 Federal RSSD	6 CIK	7 Name of Securities Exchange if Publicly Traded (U.S. or International)	8 Names of Parent, Subsidiaries Or Affiliates	9 Domiciliary Location	10 Relationship to Reporting Entity	11 Directly Controlled by (Name of Entity/Person)	12 Type of Control (Ownership, Board, Management, Attorney-in-Fact, Influence, Other)	13 If Control is Ownership Provide Percentage	14 Ultimate Controlling Entity(ies)/Person(s)	15 Is an SCA Filing Required? (Yes/No)	16 *
		00000	20-1574246				North Okaloosa Home Health LLC	FL	NIA	AF-CH-HH, LLC	Ownership	100.000	UnitedHealth Group Incorporated	NO	
		00000	20-2564137				North Puget Sound Oncology Equipment Leasing Company, LLC	WA	NIA	Everett MSO, Inc.	Ownership	71.250	UnitedHealth Group Incorporated	NO	
		00000	26-1266166				Northampton Home Care, LLC	DE	NIA	AFAM Holding Co, LLC	Ownership	100.000	UnitedHealth Group Incorporated	NO	
		00000	35-2647028				Northeast Arkansas Partnership, LLC	AR	NIA	Arkansas Health Care Group, LLC	Ownership	60.000	UnitedHealth Group Incorporated	NO	
		00000	88-4214089				Northeast Georgia Home Health II, LLC	GA	NIA	Georgia Health Care Group, L.L.C.	Ownership	100.000	UnitedHealth Group Incorporated	NO	
		00000	27-0555075				Northeast Washington Home Health, Inc.	WA	NIA	Washington Health Care Group, LLC	Ownership	100.000	UnitedHealth Group Incorporated	NO	
		00000	81-1573604				Northern California Physicians Network, Inc., a Professional Corporation	CA	NIA	Shark Holdings, P.C.	Ownership	100.000	UnitedHealth Group Incorporated	NO	1
		00000	88-0245121				Northern Nevada Health Network, Inc.	NV	NIA	Sierra Health Services, Inc.	Ownership	100.000	UnitedHealth Group Incorporated	NO	
		00000	63-1240726				Northern Rockies Surgery Center, L.P.	TN	NIA	Northern Rockies Surgicenter, Inc.	Ownership	34.000	UnitedHealth Group Incorporated	NO	2
		00000	81-0399251				Northern Rockies Surgicenter, Inc.	MT	NIA	National Surgery Centers, LLC	Ownership	100.000	UnitedHealth Group Incorporated	NO	
		00000	92-1092423				Northlake Real Estate Holdings, LLC	GA	NIA	SC Affiliates, LLC	Ownership	100.000	UnitedHealth Group Incorporated	NO	
		00000	62-1664325				Northlake Surgical Center, L.P.	GA	NIA	Northlake Surgicare, Inc.	Ownership	99.000	UnitedHealth Group Incorporated	NO	
		00000	62-1643337				Northlake Surgicare, Inc.	GA	NIA	SC Affiliates, LLC	Ownership	100.000	UnitedHealth Group Incorporated	NO	
		00000	86-0646417				Northlight Counseling Associates, Inc.	AZ	NIA	Physician(s) Owned	Influence	0.000	UnitedHealth Group Incorporated	NO	1
		00000	83-2429969				Northshore Extended Care Hospital, LLC	LA	NIA	Louisiana Health Care Group, L.L.C.	Ownership	52.000	UnitedHealth Group Incorporated	NO	
		00000	27-1803583				Northwest Georgia Home Health, LLC	GA	NIA	Georgia Health Care Group, L.L.C.	Ownership	100.000	UnitedHealth Group Incorporated	NO	
		00000	91-1738970				Northwest Healthcare Alliance, Inc.	WA	NIA	Assured Capital Partners, Inc.	Ownership	100.000	UnitedHealth Group Incorporated	NO	
		00000	91-1699944				Northwest Medical Group Alliance, LLC	WA	NIA	The Polyclinic, PLLC	Ownership	21.480	UnitedHealth Group Incorporated	NO	1
		00000	45-5055997				Northwest Spine and Laser Surgery Center LLC	OR	NIA	Providence & SCA Off-Campus Holdings, LLC	Ownership	51.515	UnitedHealth Group Incorporated	NO	
		00000	37-1007387				Northwest Surgicare, LLC	DE	NIA	Surgery Center Holding, LLC	Ownership	100.000	UnitedHealth Group Incorporated	NO	
		00000	75-2494046				Northwest Surgicare, Ltd., an Illinois Limited Partnership	IL	NIA	Northwest Surgicare, LLC	Ownership	53.683	UnitedHealth Group Incorporated	NO	
		00000	75-2494046				Northwest Surgicare, Ltd., an Illinois Limited Partnership	IL	NIA	Endoscopy Center Affiliates, Inc.	Ownership	1.000	UnitedHealth Group Incorporated	NO	
		00000	82-3009527				NP Services of IN, LLC	IN	NIA	National Health Industries, Inc.	Ownership	100.000	UnitedHealth Group Incorporated	NO	
		00000	82-2998879				NP Services of KY, LLC	KY	NIA	National Health Industries, Inc.	Ownership	100.000	UnitedHealth Group Incorporated	NO	
		00000	82-3026260				NP Services of NC, LLC	NC	NIA	National Health Industries, Inc.	Ownership	100.000	UnitedHealth Group Incorporated	NO	
		00000	82-4255048				NP Services of OH, LLC	OH	NIA	National Health Industries, Inc.	Ownership	100.000	UnitedHealth Group Incorporated	NO	
		00000	61-1855159				NPN IPA Washington, PLLC	WA	NIA	Everett Physicians, Inc. P.S.	Ownership	100.000	UnitedHealth Group Incorporated	NO	1
		00000	56-1963226				NSC Greensboro West, LLC	DE	NIA	National Surgery Centers, LLC	Ownership	49.000	UnitedHealth Group Incorporated	NO	2
		00000	56-1775016				NSC Greensboro, LLC	DE	NIA	National Surgery Centers, LLC	Ownership	100.000	UnitedHealth Group Incorporated	NO	
		00000	36-4210296				NSC Lancaster, LLC	DE	NIA	National Surgery Centers, LLC	Ownership	100.000	UnitedHealth Group Incorporated	NO	
		00000	91-1553479				NSC Seattle, Inc.	WA	NIA	National Surgery Centers, LLC	Ownership	100.000	UnitedHealth Group Incorporated	NO	
		00000	33-0812824				NSC Upland, LLC	DE	NIA	National Surgery Centers, LLC	Ownership	100.000	UnitedHealth Group Incorporated	NO	
		00000	38-3904633				Nurse on Call of Arizona, LLC	DE	NIA	Health at Home Holdings - Arizona, LLC	Ownership	100.000	UnitedHealth Group Incorporated	NO	
		00000	48-1300301				Oak Shadows of Jennings, L.L.C.	LA	NIA	Louisiana Health Care Group, L.L.C.	Ownership	91.000	UnitedHealth Group Incorporated	NO	
		00000	38-2481929				Oakland Psychological Clinic, P.C.	MI	NIA	Perspectives of Troy, P.C.	Ownership	100.000	UnitedHealth Group Incorporated	NO	1
		00000	83-4364718				OC Cardiology Practice Partners, LLC	DE	NIA	SC Affiliates, LLC	Ownership	100.000	UnitedHealth Group Incorporated	NO	
		00000	84-3189778				OCC MSO, LLC	DE	NIA	OptumCare Specialty Practices, LLC	Ownership	50.000	UnitedHealth Group Incorporated	NO	
		00000	81-3653042				OHHP, LLC	OK	NIA	Arkansas Healthcare Partners, LLC	Ownership	100.000	UnitedHealth Group Incorporated	NO	
		00000	26-2948051				Ohio Health Care Group, LLC	OH	NIA	LHC Group, Inc.	Ownership	100.000	UnitedHealth Group Incorporated	NO	
		00000	26-3086449				Ohio HomeCare, LLC	OH	NIA	Ohio Health Care Group, LLC	Ownership	100.000	UnitedHealth Group Incorporated	NO	
		00000	84-2230289				Ohio In-Home Healthcare Partnership-I, LLC	OH	NIA	In-Home Healthcare Partnership, LLC	Ownership	100.000	UnitedHealth Group Incorporated	NO	
		00000	84-2479780				Ohio In-Home Partner-I, LLC	OH	NIA	Ohio Health Care Group, LLC	Ownership	100.000	UnitedHealth Group Incorporated	NO	
		00000	87-1767658				Ohio Physical Therapy Services of Mayfield Heights, LLC	OH	NIA	Ohio Health Care Group, LLC	Ownership	100.000	UnitedHealth Group Incorporated	NO	

SCHEDULE Y

PART 1A - DETAIL OF INSURANCE HOLDING COMPANY SYSTEM

1 Group Code	2 Group Name	3 NAIC Company Code	4 ID Number	5 Federal RSSD	6 CIK	7 Name of Securities Exchange if Publicly Traded (U.S. or International)	8 Names of Parent, Subsidiaries Or Affiliates	9 Domiciliary Location	10 Relationship to Reporting Entity	11 Directly Controlled by (Name of Entity/Person)	12 Type of Control (Ownership, Board, Management, Attorney-in-Fact, Influence, Other)	13 If Control is Ownership Provide Percentage	14 Ultimate Controlling Entity(ies)/Person(s)	15 Is an SCA Filing Required? (Yes/No)	16 *
		00000	87-4673219				Ohio Physical Therapy Services of Richmond Heights, LLC	OH	NIA	Ohio Health Care Group, LLC	Ownership	100.000	UnitedHealth Group Incorporated	NO	
		00000	85-0538001				Ohio Physical Therapy Services of Xenia, LLC	OH	NIA	Ohio Health Care Group, LLC	Ownership	100.000	UnitedHealth Group Incorporated	NO	
		00000	45-2662292				OhioSolutions.org LLC	OH	NIA	Refresh Mental Health, Inc.	Ownership	100.000	UnitedHealth Group Incorporated	NO	
		00000	93-0979031				OHR Physician Group, P.C.	OR	NIA	Physician(s) Owned	Influence	0.000	UnitedHealth Group Incorporated	NO	1
		00000	26-3388890				Oklahoma City Home Care Services LLC	DE	NIA	AFAM Holding Co, LLC	Ownership	100.000	UnitedHealth Group Incorporated	NO	
		00000	20-4138550				Oklahoma Health Care Group, LLC	OK	NIA	LHC Group, Inc.	Ownership	100.000	UnitedHealth Group Incorporated	NO	
		00000	98-1454609				Omesa SpA	CHL	NIA	Vida Integra S.p.A.	Ownership	99.996	UnitedHealth Group Incorporated	NO	
		00000	98-1454609				Omesa SpA	CHL	NIA	Saden S.A.	Ownership	0.004	UnitedHealth Group Incorporated	NO	
		00000	04-3630085				OMNI Health Management, LLC	FL	NIA	OMNI Home Health Services, LLC	Ownership	100.000	UnitedHealth Group Incorporated	NO	
		00000	20-0527436				OMNI Home Health - District 1, LLC	FL	NIA	OMNI Home Health Services, LLC	Ownership	100.000	UnitedHealth Group Incorporated	NO	
		00000	20-0527566				OMNI Home Health - District 2, LLC	FL	NIA	OMNI Home Health Services, LLC	Ownership	100.000	UnitedHealth Group Incorporated	NO	
		00000	20-1657488				OMNI Home Health - District 4, LLC	FL	NIA	OMNI Home Health Services, LLC	Ownership	100.000	UnitedHealth Group Incorporated	NO	
		00000	59-3741300				OMNI Home Health - Hernando, LLC	FL	NIA	OMNI Home Health Services, LLC	Ownership	100.000	UnitedHealth Group Incorporated	NO	
		00000	59-3754764				OMNI Home Health - Jacksonville, LLC	FL	NIA	OMNI Home Health Services, LLC	Ownership	100.000	UnitedHealth Group Incorporated	NO	
		00000	45-2638400				OMNI Home Health Holdings, Inc.	DE	NIA	National Health Industries, Inc.	Ownership	100.000	UnitedHealth Group Incorporated	NO	
		00000	26-2010556				OMNI Home Health Services, LLC	DE	NIA	OMNI Home Health Holdings, Inc.	Ownership	100.000	UnitedHealth Group Incorporated	NO	
		00000	27-0062838				OmniClaim, LLC	DE	NIA	Equian, LLC	Ownership	100.000	UnitedHealth Group Incorporated	NO	
		00000	98-1456252				Oncocare S.A.C.	PER	NIA	Pacífico S.A. Entidad Prestadora de Salud	Ownership	80.000	UnitedHealth Group Incorporated	NO	
		00000	26-1914835				Ophthalmology Surgery Center of Dallas, LLC	TX	NIA	Surgical Care Affiliates, LLC	Influence	0.000	UnitedHealth Group Incorporated	NO	
0707	UnitedHealth Group Incorporated	96940	52-1518174				Optimum Choice, Inc.	MD	IA	United HealthCare Services, Inc.	Ownership	100.000	UnitedHealth Group Incorporated	NO	
		00000	47-0858534	3202702			Optum Bank, Inc.	UT	NIA	Optum Financial, Inc.	Ownership	100.000	UnitedHealth Group Incorporated	NO	
		00000	84-4887072				Optum Behavioral Care of California, P.C.	CA	NIA	Physician(s) Owned	Influence	0.000	UnitedHealth Group Incorporated	NO	1
		00000	93-2952612				Optum Behavioral Care of Colorado, P.C.	CO	NIA	Physician(s) Owned	Influence	0.000	UnitedHealth Group Incorporated	NO	1
		00000	93-2339326				Optum Behavioral Care of Connecticut, P.C.	CT	NIA	Physician(s) Owned	Influence	0.000	UnitedHealth Group Incorporated	NO	1
		00000	93-2412669				Optum Behavioral Care of Delaware, Inc.	DE	NIA	Collaborative Care Holdings, LLC	Ownership	100.000	UnitedHealth Group Incorporated	NO	
		00000	85-0666386				Optum Behavioral Care of New Jersey, P.C.	NJ	NIA	Physician(s) Owned	Influence	0.000	UnitedHealth Group Incorporated	NO	1
		00000	85-1959641				Optum Behavioral Care of North Carolina, P.C.	NC	NIA	Physician(s) Owned	Influence	0.000	UnitedHealth Group Incorporated	NO	1
		00000	93-2446694				Optum Behavioral Care of Ohio, Inc.	OH	NIA	Collaborative Care Holdings, LLC	Ownership	100.000	UnitedHealth Group Incorporated	NO	
		00000	84-3152209				Optum Behavioral Care of Texas, P.A.	TX	NIA	Physician(s) Owned	Influence	0.000	UnitedHealth Group Incorporated	NO	1
		00000	93-2422578				Optum Behavioral Care of Virginia, Inc.	VA	NIA	Collaborative Care Holdings, LLC	Ownership	100.000	UnitedHealth Group Incorporated	NO	
		00000	36-3437660				Optum Biometrics, Inc.	IL	NIA	OptumHealth Care Solutions, LLC	Ownership	100.000	UnitedHealth Group Incorporated	NO	
		00000	45-4770582				Optum Care Network of Indiana, LLC	IN	NIA	AHN Target Holdings, LLC	Ownership	100.000	UnitedHealth Group Incorporated	NO	
		00000	45-3143218				Optum Care Networks, Inc.	DE	NIA	Collaborative Care Holdings, LLC	Ownership	100.000	UnitedHealth Group Incorporated	NO	
		00000	13-4138665				Optum Care of New York Management, Inc.	NY	NIA	Inspiris, Inc.	Ownership	100.000	UnitedHealth Group Incorporated	NO	
		00000	26-0683057				Optum Care Services Company	TN	NIA	Inspiris, Inc.	Ownership	100.000	UnitedHealth Group Incorporated	NO	
		00000	83-1959511				Optum Care, Inc.	DE	NIA	Collaborative Care Services, Inc.	Ownership	100.000	UnitedHealth Group Incorporated	NO	
		00000	75-2778455				Optum Clinic, P.A.	TX	NIA	Physician(s) Owned	Influence	0.000	UnitedHealth Group Incorporated	NO	1
		00000	88-1704725				Optum Clinics Holding Company, Inc.	DE	NIA	Collaborative Care Holdings, LLC	Ownership	100.000	UnitedHealth Group Incorporated	NO	
		00000	20-3253658				Optum Compounding Services, LLC	AZ	NIA	Optum Pharmacy 801, Inc.	Ownership	100.000	UnitedHealth Group Incorporated	NO	
		00000					Optum Digital Health Holdings, LLC	DE	NIA	Optum Services, Inc.	Ownership	100.000	UnitedHealth Group Incorporated	NO	
		00000	46-1981651				Optum Direct To Consumer, LLC	DE	NIA	RVO Health, LLC	Ownership	100.000	UnitedHealth Group Incorporated	NO	
		00000	66-1026448				Optum Everycare, P.C.	PRI	NIA	Physician(s) Owned	Influence	0.000	UnitedHealth Group Incorporated	NO	1
		00000	47-0858530				Optum Financial, Inc.	DE	NIA	OptumHealth Holdings, LLC	Ownership	100.000	UnitedHealth Group Incorporated	NO	
		00000	47-3146510				Optum Frontier Therapies Commercial Services, Inc.	DE	NIA	Optum Frontier Therapies Holdings, LLC	Ownership	100.000	UnitedHealth Group Incorporated	NO	
		00000	85-2786455				Optum Frontier Therapies Holdings, LLC	DE	NIA	Optum, Inc.	Ownership	100.000	UnitedHealth Group Incorporated	NO	

SCHEDULE Y

PART 1A - DETAIL OF INSURANCE HOLDING COMPANY SYSTEM

1 Group Code	2 Group Name	3 NAIC Company Code	4 ID Number	5 Federal RSSD	6 CIK	7 Name of Securities Exchange if Publicly Traded (U.S. or International)	8 Names of Parent, Subsidiaries Or Affiliates	9 Domiciliary Location	10 Relationship to Reporting Entity	11 Directly Controlled by (Name of Entity/Person)	12 Type of Control (Ownership, Board, Management, Attorney-in-Fact, Influence, Other)	13 If Control is Ownership Provide Percentage	14 Ultimate Controlling Entity(ies)/Person(s)	15 Is an SCA Filing Required? (Yes/No)	16 *
		00000	45-2532834				Optum Frontier Therapies II, LLC	NV	NIA	Optum Frontier Therapies Holdings, LLC	Ownership	100.000	UnitedHealth Group Incorporated	NO	
		00000	93-3335527				Optum Frontier Therapies Specialty Distribution, LLC	NV	NIA	Optum Frontier Therapies Holdings, LLC	Ownership	100.000	UnitedHealth Group Incorporated	NO	
		00000	45-2301399				Optum Frontier Therapies, LLC	MI	NIA	Optum Frontier Therapies Holdings, LLC	Ownership	100.000	UnitedHealth Group Incorporated	NO	
		00000	87-1335182				Optum Genomics, Inc.	DE	NIA	United HealthCare Services, Inc.	Ownership	100.000	UnitedHealth Group Incorporated	NO	
		00000	98-1103015				Optum Global Solutions (India) Private Limited	IND	NIA	UnitedHealth International, Inc.	Ownership	0.001	UnitedHealth Group Incorporated	NO	
		00000	98-1103015				Optum Global Solutions (India) Private Limited	IND	NIA	Optum Global Solutions International B.V.	Ownership	99.999	UnitedHealth Group Incorporated	NO	
		00000	98-1097776				Optum Global Solutions (Philippines), Inc.	PHL	NIA	Optum Global Solutions International B.V.	Ownership	99.993	UnitedHealth Group Incorporated	NO	
		00000					Optum Global Solutions Colombia S.A.S.	COL	NIA	Bordeaux UK Holdings II Limited	Ownership	100.000	UnitedHealth Group Incorporated	NO	
		00000	98-1201187				Optum Global Solutions International B.V.	NLD	NIA	OptumHealth International B.V.	Ownership	2.520	UnitedHealth Group Incorporated	NO	
		00000	98-1201187				Optum Global Solutions International B.V.	NLD	NIA	Optum Technology, LLC	Ownership	97.480	UnitedHealth Group Incorporated	NO	
		00000	04-3574101				Optum Government Solutions, Inc.	DE	NIA	OptumInsight, Inc.	Ownership	100.000	UnitedHealth Group Incorporated	NO	
		00000	30-0226127				Optum Growth Partners Holdings, Inc.	DE	NIA	Optum, Inc.	Ownership	100.000	UnitedHealth Group Incorporated	NO	
		00000	84-3719654				Optum Growth Partners, LLC	DE	NIA	Optum Growth Partners Holdings, Inc.	Ownership	100.000	UnitedHealth Group Incorporated	NO	
		00000					Optum Health & Technology (Hong Kong) Limited	HKG	NIA	OptumHealth International B.V.	Ownership	100.000	UnitedHealth Group Incorporated	NO	
		00000	98-1095799				Optum Health & Technology (India) Private Limited	IND	NIA	United Behavioral Health	Ownership	0.001	UnitedHealth Group Incorporated	NO	
		00000	98-1095799				Optum Health & Technology (India) Private Limited	IND	NIA	OptumHealth International B.V.	Ownership	99.999	UnitedHealth Group Incorporated	NO	
		00000	98-1097886				Optum Health & Technology (Singapore) Pte. Ltd.	SGP	NIA	OptumHealth International B.V.	Ownership	100.000	UnitedHealth Group Incorporated	NO	
		00000	20-2149493				Optum Health & Technology (US), LLC	MO	NIA	OptumHealth Holdings, LLC	Ownership	100.000	UnitedHealth Group Incorporated	NO	
		00000	43-1747235				Optum Health & Technology Holdings (US), Inc.	MO	NIA	Optum, Inc.	Ownership	100.000	UnitedHealth Group Incorporated	NO	
		00000	98-1184561				Optum Health & Technology Serviços do Brasil Ltda.	BRA	NIA	OptumInsight, Inc.	Ownership	0.002	UnitedHealth Group Incorporated	NO	
		00000	98-1184561				Optum Health & Technology Serviços do Brasil Ltda.	BRA	NIA	Optum Global Solutions International B.V.	Ownership	99.998	UnitedHealth Group Incorporated	NO	
		00000	27-2309024				Optum Health Networks, Inc.	DE	NIA	Collaborative Care Holdings, LLC	Ownership	100.000	UnitedHealth Group Incorporated	NO	
		00000	46-2385459				Optum Health Plan of California	DE	NIA	OptumCare Holdings, LLC	Ownership	100.000	UnitedHealth Group Incorporated	NO	
		00000	98-1097921				Optum Health Services (Canada) Ltd.	CAN	NIA	Optum Health & Technology Holdings (US), Inc.	Ownership	100.000	UnitedHealth Group Incorporated	NO	
		00000	98-1406274				Optum Health Solutions (Australia) Pty Ltd	AUS	NIA	Optum UK Solutions Group Limited	Ownership	100.000	UnitedHealth Group Incorporated	NO	
		00000					Optum Health Solutions (Ireland) Limited	IRL	NIA	Optum Operations (Ireland) Unlimited Company	Ownership	100.000	UnitedHealth Group Incorporated	NO	
		00000	98-1147355				Optum Health Solutions (UK) Limited	GBR	NIA	Optum UK Solutions Group Limited	Ownership	100.000	UnitedHealth Group Incorporated	NO	
		00000	58-2068880				Optum Healthcare of Illinois, Inc.	GA	NIA	Optum Women's and Children's Health, LLC	Ownership	100.000	UnitedHealth Group Incorporated	NO	
		00000	20-0212381				Optum Hospice Pharmacy Services, LLC	DE	NIA	OptumRx Health Solutions, LLC	Ownership	100.000	UnitedHealth Group Incorporated	NO	
		00000	11-2997132				Optum Infusion Services 100, Inc.	NY	NIA	Optum Infusion Services 500, Inc.	Ownership	100.000	UnitedHealth Group Incorporated	NO	
		00000	11-3485985				Optum Infusion Services 101, Inc.	NY	NIA	Optum Infusion Services 100, Inc.	Ownership	100.000	UnitedHealth Group Incorporated	NO	
		00000	27-1533840				Optum Infusion Services 103, LLC	DE	NIA	Serquinox Holdings LLC	Ownership	100.000	UnitedHealth Group Incorporated	NO	
		00000	57-0861358				Optum Infusion Services 200, Inc.	SC	NIA	Ambient Healthcare, Inc.	Ownership	100.000	UnitedHealth Group Incorporated	NO	
		00000	55-0802777				Optum Infusion Services 201, Inc.	FL	NIA	Ambient Healthcare, Inc.	Ownership	100.000	UnitedHealth Group Incorporated	NO	
		00000	20-4881413				Optum Infusion Services 202, Inc.	FL	NIA	Ambient Healthcare, Inc.	Ownership	100.000	UnitedHealth Group Incorporated	NO	
		00000	33-1012700				Optum Infusion Services 203, Inc.	FL	NIA	Ambient Healthcare, Inc.	Ownership	100.000	UnitedHealth Group Incorporated	NO	
		00000	55-0802774				Optum Infusion Services 204, Inc.	FL	NIA	Ambient Healthcare, Inc.	Ownership	100.000	UnitedHealth Group Incorporated	NO	
		00000	26-3738273				Optum Infusion Services 205, Inc.	FL	NIA	Ambient Healthcare, Inc.	Ownership	100.000	UnitedHealth Group Incorporated	NO	
		00000	63-1284325				Optum Infusion Services 206, Inc.	AL	NIA	Ambient Healthcare, Inc.	Ownership	100.000	UnitedHealth Group Incorporated	NO	

SCHEDULE Y

PART 1A - DETAIL OF INSURANCE HOLDING COMPANY SYSTEM

1 Group Code	2 Group Name	3 NAIC Company Code	4 ID Number	5 Federal RSSD	6 CIK	7 Name of Securities Exchange if Publicly Traded (U.S. or International)	8 Names of Parent, Subsidiaries Or Affiliates	9 Domiciliary Location	10 Relationship to Reporting Entity	11 Directly Controlled by (Name of Entity/Person)	12 Type of Control (Ownership, Board, Management, Attorney-in-Fact, Influence, Other)	13 If Control is Ownership Provide Percentage	14 Ultimate Controlling Entity(ies)/Person(s)	15 Is an SCA Filing Required? (Yes/No)	16 *
		00000	63-0964525				Optum Infusion Services 207, Inc.	AL	NIA	Optum Infusion Services 206, Inc.	Ownership	100.000	UnitedHealth Group Incorporated	NO	
		00000	20-4963945				Optum Infusion Services 208, Inc.	NC	NIA	Ambient Healthcare, Inc.	Ownership	100.000	UnitedHealth Group Incorporated	NO	
		00000	55-0802779				Optum Infusion Services 209, Inc.	GA	NIA	Ambient Healthcare, Inc.	Ownership	100.000	UnitedHealth Group Incorporated	NO	
		00000	75-2196224				Optum Infusion Services 301, LP	OK	NIA	Optum Infusion Services 500, Inc.	Ownership	99.950	UnitedHealth Group Incorporated	NO	
		00000	75-2196224				Optum Infusion Services 301, LP	OK	NIA	Optum Infusion Services 305, LLC	Ownership	0.050	UnitedHealth Group Incorporated	NO	
		00000	27-0668812				Optum Infusion Services 302, LLC	NE	NIA	Optum Infusion Services 500, Inc.	Ownership	100.000	UnitedHealth Group Incorporated	NO	
		00000	26-2565032				Optum Infusion Services 305, LLC	DE	NIA	Optum Infusion Services 500, Inc.	Ownership	100.000	UnitedHealth Group Incorporated	NO	
		00000	20-3741084				Optum Infusion Services 308, LLC	AZ	NIA	SCP Specialty Infusion, LLC	Ownership	100.000	UnitedHealth Group Incorporated	NO	
		00000	02-0653265				Optum Infusion Services 401, LLC	CA	NIA	SCP Specialty Infusion, LLC	Ownership	100.000	UnitedHealth Group Incorporated	NO	
		00000	26-4312858				Optum Infusion Services 402, LLC	CA	NIA	SCP Specialty Infusion, LLC	Ownership	100.000	UnitedHealth Group Incorporated	NO	
		00000	47-0941801				Optum Infusion Services 403, LLC	CA	NIA	SCP Specialty Infusion, LLC	Ownership	100.000	UnitedHealth Group Incorporated	NO	
		00000	93-1103256				Optum Infusion Services 404, LLC	OR	NIA	SCP Specialty Infusion, LLC	Ownership	100.000	UnitedHealth Group Incorporated	NO	
		00000	27-3918706				Optum Infusion Services 500, Inc.	DE	NIA	AxelaCare, LLC	Ownership	100.000	UnitedHealth Group Incorporated	NO	
		00000	84-2822134				Optum Infusion Services 501, Inc.	DE	NIA	Optum Infusion Services 500, Inc.	Ownership	100.000	UnitedHealth Group Incorporated	NO	
		00000	01-0808529				Optum Infusion Services 550, LLC	DE	NIA	Diplomat Blocker, LLC	Ownership	100.000	UnitedHealth Group Incorporated	NO	
		00000	04-3041221				Optum Infusion Services 551, LLC	CT	NIA	Diplomat Pharmacy, Inc.	Ownership	100.000	UnitedHealth Group Incorporated	NO	
		00000	02-0651651				Optum Infusion Services 553, LLC	NC	NIA	Diplomat Pharmacy, Inc.	Ownership	100.000	UnitedHealth Group Incorporated	NO	
		00000	46-3275933				Optum Infusion Services 554, Inc.	NY	NIA	Diplomat Pharmacy, Inc.	Ownership	100.000	UnitedHealth Group Incorporated	NO	
0707	UnitedHealth Group Incorporated	69647	31-0628424				Optum Insurance of Ohio, Inc.	OH	IA	OptumRx PBM of Maryland, LLC	Ownership	100.000	UnitedHealth Group Incorporated	NO	
		00000	46-1615964				Optum Labs Topaz, Inc.	DE	NIA	Optum, Inc.	Ownership	100.000	UnitedHealth Group Incorporated	NO	
		00000					Optum Labs, Inc.	PHL	NIA	Optum Labs, LLC	Ownership	99.992	UnitedHealth Group Incorporated	NO	
		00000	80-0315079				Optum Labs, LLC	DE	NIA	United HealthCare Services, Inc.	Ownership	100.000	UnitedHealth Group Incorporated	NO	
		00000	98-1209730				Optum Life Sciences (Canada) Inc.	CAN	NIA	OptumInsight Life Sciences, Inc.	Ownership	100.000	UnitedHealth Group Incorporated	NO	
		00000	98-1098190				Optum Management Consulting (Shanghai) Co., Ltd.	CHN	NIA	Optum Health & Technology Holdings (US), Inc.	Ownership	100.000	UnitedHealth Group Incorporated	NO	
		00000	22-3624559				Optum Medical Care of New Jersey, P.C.	NJ	NIA	Physician(s) Owned	Influence	0.000	UnitedHealth Group Incorporated	NO	1
		00000	13-3544120				Optum Medical Care, P.C.	NY	NIA	Physician(s) Owned	Influence	0.000	UnitedHealth Group Incorporated	NO	1
		00000	88-0310956				Optum Medical Group (Rhodes), P.C.	NV	NIA	Physician(s) Owned	Influence	0.000	UnitedHealth Group Incorporated	NO	1
		00000	86-0857176				Optum Medical Group II (Rhodes), P.C.	NV	NIA	Physician(s) Owned	Influence	0.000	UnitedHealth Group Incorporated	NO	1
		00000	46-2662506				Optum Medical Group, P.A.	KS	NIA	Physician(s) Owned	Influence	0.000	UnitedHealth Group Incorporated	NO	1
		00000	30-0826311				Optum Medical Services of California, P.C.	CA	NIA	Physician(s) Owned	Influence	0.000	UnitedHealth Group Incorporated	NO	1
		00000	45-5424191				Optum Medical Services of Colorado, P.C.	CO	NIA	Physician(s) Owned	Influence	0.000	UnitedHealth Group Incorporated	NO	1
		00000	45-3866363				Optum Medical Services, P.C.	NC	NIA	Physician(s) Owned	Influence	0.000	UnitedHealth Group Incorporated	NO	1
0707	UnitedHealth Group Incorporated	11068	30-0029448				Optum Networks of New Jersey, Inc.	DE	IA	OrthoNet Holdings, Inc.	Ownership	100.000	UnitedHealth Group Incorporated	NO	
		00000	58-1873062				Optum of New York, Inc.	NY	NIA	Optum Women's and Children's Health, LLC	Ownership	100.000	UnitedHealth Group Incorporated	NO	
		00000	98-1097761				Optum Operations (Ireland) Unlimited Company	IRL	NIA	UHC Finance (Ireland) Limited	Ownership	100.000	UnitedHealth Group Incorporated	NO	
		00000	85-3355553				Optum Oregon MSO, LLC	DE	NIA	Collaborative Care Holdings, LLC	Ownership	100.000	UnitedHealth Group Incorporated	NO	
		00000	93-2785584				Optum Packaging Services, LLC	DE	NIA	Optum Specialty Distribution Holdings, LLC	Ownership	100.000	UnitedHealth Group Incorporated	NO	
		00000	88-0934943				Optum Peak Endoscopy Center, LLC	DE	NIA	Optum SCA CS JV Holdings, LLC	Ownership	51.000	UnitedHealth Group Incorporated	NO	
		00000	45-3629080				Optum Perks LLC	DE	NIA	RVO Health, LLC	Ownership	100.000	UnitedHealth Group Incorporated	NO	
		00000	87-1235240				Optum Pharma Services Holdings, Inc.	DE	NIA	Optum, Inc.	Ownership	100.000	UnitedHealth Group Incorporated	NO	
		00000	36-4435924				Optum Pharmacy 601, LLC	FL	NIA	Apothecary Holdings, Inc.	Ownership	100.000	UnitedHealth Group Incorporated	NO	
		00000	82-4030553				Optum Pharmacy 700, LLC	DE	NIA	OptumRx Administrative Services, LLC	Ownership	100.000	UnitedHealth Group Incorporated	NO	
		00000	84-2827343				Optum Pharmacy 701, LLC	DE	NIA	OptumRx Administrative Services, LLC	Ownership	100.000	UnitedHealth Group Incorporated	NO	
		00000	46-2731176				Optum Pharmacy 702, LLC	IN	NIA	OptumRx PBM of Illinois, Inc.	Ownership	100.000	UnitedHealth Group Incorporated	NO	
		00000	20-2719823				Optum Pharmacy 704, Inc.	TX	NIA	BriovaRx of Florida, Inc.	Ownership	100.000	UnitedHealth Group Incorporated	NO	
		00000	55-0824381				Optum Pharmacy 705, LLC	AL	NIA	BriovaRx of Maine, Inc.	Ownership	100.000	UnitedHealth Group Incorporated	NO	

SCHEDULE Y

PART 1A - DETAIL OF INSURANCE HOLDING COMPANY SYSTEM

1 Group Code	2 Group Name	3 NAIC Company Code	4 ID Number	5 Federal RSSD	6 CIK	7 Name of Securities Exchange if Publicly Traded (U.S. or International)	8 Names of Parent, Subsidiaries Or Affiliates	9 Domiciliary Location	10 Relationship to Reporting Entity	11 Directly Controlled by (Name of Entity/Person)	12 Type of Control (Ownership, Board, Management, Attorney-in-Fact, Influence, Other)	13 If Control is Ownership Provide Percentage	14 Ultimate Controlling Entity(ies)/Person(s)	15 Is an SCA Filing Required? (Yes/No)	16 *
		00000	74-3103518				Optum Pharmacy 706, Inc.	NY	NIA	Salveo Specialty Pharmacy, Inc.	Ownership	100.000	UnitedHealth Group Incorporated	NO	
		00000	20-4515146				Optum Pharmacy 707, Inc.	CA	NIA	Salveo Specialty Pharmacy, Inc.	Ownership	100.000	UnitedHealth Group Incorporated	NO	
		00000	13-4318552				Optum Pharmacy 801, Inc.	AZ	NIA	Apothecary Holdings, Inc.	Ownership	100.000	UnitedHealth Group Incorporated	NO	
		00000	20-4581265				Optum Public Sector Solutions, Inc.	DE	NIA	OptumInsight, Inc.	Ownership	100.000	UnitedHealth Group Incorporated	NO	
		00000	46-3328009				Optum Rocket, LLC	DE	NIA	OptumInsight, Inc.	Ownership	100.000	UnitedHealth Group Incorporated	NO	
		00000	87-2719650				Optum SCA CS JV Holdings, LLC	DE	NIA	SCA Colorado Springs Holdings, LLC	Ownership	30.000	UnitedHealth Group Incorporated	NO	
		00000	26-0543382				Optum Senior Services, LLC	AL	NIA	Optum Hospice Pharmacy Services, LLC	Ownership	100.000	UnitedHealth Group Incorporated	NO	
		00000	98-1307821				Optum Services (Ireland) Limited	IRL	NIA	Optum Operations (Ireland) Unlimited Company	Ownership	100.000	UnitedHealth Group Incorporated	NO	
		00000	66-0870003				Optum Services (Puerto Rico) LLC	PRI	NIA	UnitedHealthcare International III B.V.	Ownership	100.000	UnitedHealth Group Incorporated	NO	
		00000	45-4683454				Optum Services, Inc.	DE	NIA	Optum, Inc.	Ownership	100.000	UnitedHealth Group Incorporated	NO	
		00000	98-0644599				Optum Solutions UK Holdings Limited	GBR	NIA	Optum Health & Technology Holdings (US), Inc.	Ownership	100.000	UnitedHealth Group Incorporated	NO	
		00000	88-0722620				Optum Specialty Distribution Holdings, LLC	NV	NIA	Optum, Inc.	Ownership	100.000	UnitedHealth Group Incorporated	NO	
		00000	88-4300788				Optum Specialty Distribution, LLC	DE	NIA	Optum Specialty Distribution Holdings, LLC	Ownership	100.000	UnitedHealth Group Incorporated	NO	
		00000	46-5713629				Optum Technology, LLC	DE	NIA	OptumInsight, Inc.	Ownership	100.000	UnitedHealth Group Incorporated	NO	
		00000	98-1097769				Optum UK Solutions Group Limited	GBR	NIA	Optum Solutions UK Holdings Limited	Ownership	100.000	UnitedHealth Group Incorporated	NO	
		00000	85-3725073				Optum Venture Global Partners II, LP	DE	NIA	Optum, Inc.	Ownership	99.000	UnitedHealth Group Incorporated	NO	
		00000	37-1890895				Optum Venture Global Partners, LP	DE	NIA	Optum, Inc.	Ownership	99.000	UnitedHealth Group Incorporated	NO	
		00000	83-2512708				Optum Venture Partners II, LP	DE	NIA	Optum, Inc.	Ownership	99.000	UnitedHealth Group Incorporated	NO	
		00000	85-3780733				Optum Venture Partners III, LP	DE	NIA	Optum, Inc.	Ownership	99.000	UnitedHealth Group Incorporated	NO	
		00000	93-2014325				Optum Venture Partners IV, LP	DE	NIA	Optum, Inc.	Ownership	99.000	UnitedHealth Group Incorporated	NO	
		00000	82-2483320				Optum Venture Partners, LP	DE	NIA	Optum, Inc.	Ownership	99.000	UnitedHealth Group Incorporated	NO	
		00000	85-0735012				Optum Washington Network, LLC	WA	NIA	Collaborative Care Holdings, LLC	Ownership	93.000	UnitedHealth Group Incorporated	NO	
		00000	58-2205984				Optum Women's and Children's Health, LLC	DE	NIA	My Wellness Solutions, LLC	Ownership	100.000	UnitedHealth Group Incorporated	NO	
		00000	30-0580620				Optum, Inc.	DE	NIA	United HealthCare Services, Inc.	Ownership	100.000	UnitedHealth Group Incorporated	NO	
		00000	46-3983926				Optum360 Services, Inc.	DE	NIA	Optum Rocket, LLC	Ownership	100.000	UnitedHealth Group Incorporated	NO	
		00000	82-3446942				Optum360 Solutions, LLC	DE	NIA	OptumInsight, Inc.	Ownership	100.000	UnitedHealth Group Incorporated	NO	
		00000	46-3328307				Optum360, LLC	DE	NIA	Optum Rocket, LLC	Ownership	96.005	UnitedHealth Group Incorporated	NO	
		00000	30-0940296				OptumCare ACO New Mexico, LLC	DE	NIA	OptumCare New Mexico, LLC	Ownership	100.000	UnitedHealth Group Incorporated	NO	
		00000	83-3608739				OptumCare ACO West, LLC	DE	NIA	Collaborative Care Holdings, LLC	Ownership	100.000	UnitedHealth Group Incorporated	NO	
		00000	47-1422097				OptumCare Clinical Trials, LLC	DE	NIA	OptumCare Holdings, LLC	Ownership	100.000	UnitedHealth Group Incorporated	NO	
		00000	35-2597463				OptumCare Colorado ASC, LLC	CO	NIA	OptumCare Colorado, LLC	Ownership	100.000	UnitedHealth Group Incorporated	NO	
		00000	47-2218380				OptumCare Colorado Springs, LLC	CO	NIA	OptumCare Holdings Colorado, LLC	Ownership	100.000	UnitedHealth Group Incorporated	NO	
		00000	47-2196783				OptumCare Colorado, LLC	CO	NIA	OptumCare Management, LLC	Ownership	100.000	UnitedHealth Group Incorporated	NO	
		00000	26-1508741				OptumCare Endoscopy Center New Mexico, LLC	NM	NIA	OptumCare New Mexico, LLC	Ownership	100.000	UnitedHealth Group Incorporated	NO	
		00000	82-2227280				OptumCare Florida CI, LLC	DE	NIA	OptumCare Florida, LLC	Ownership	100.000	UnitedHealth Group Incorporated	NO	
		00000	87-0408859				OptumCare Florida, LLC	DE	NIA	OptumCare Holdings, LLC	Ownership	100.000	UnitedHealth Group Incorporated	NO	
		00000	30-0999065				OptumCare Holdings Colorado, LLC	CO	NIA	OptumCare Colorado, LLC	Ownership	85.000	UnitedHealth Group Incorporated	NO	
		00000	56-2592163				OptumCare Holdings, LLC	CA	NIA	Collaborative Care Holdings, LLC	Ownership	100.000	UnitedHealth Group Incorporated	NO	
		00000	95-4509662				OptumCare Management, LLC	CA	NIA	OptumCare Holdings, LLC	Ownership	100.000	UnitedHealth Group Incorporated	NO	
		00000	20-4043287				OptumCare New Mexico, LLC	DE	NIA	OptumCare Management, LLC	Ownership	100.000	UnitedHealth Group Incorporated	NO	
		00000	13-4138668				OptumCare New York IPA, Inc.	NY	NIA	Inspiris, Inc.	Ownership	100.000	UnitedHealth Group Incorporated	NO	
		00000	93-1306308				OptumCare Portland, LLC	OR	NIA	Physician(s) Owned	Influence	0.000	UnitedHealth Group Incorporated	NO	1
		00000	45-3462809				OptumCare South Florida, LLC	FL	NIA	OptumCare Management, LLC	Ownership	100.000	UnitedHealth Group Incorporated	NO	
		00000	92-0972076				OptumCare Specialty Practices Investments, LLC	DE	NIA	SC Affiliates, LLC	Ownership	100.000	UnitedHealth Group Incorporated	NO	
		00000	84-3504842				OptumCare Specialty Practices, LLC	DE	NIA	SC Affiliates, LLC	Ownership	100.000	UnitedHealth Group Incorporated	NO	

SCHEDULE Y

PART 1A - DETAIL OF INSURANCE HOLDING COMPANY SYSTEM

1 Group Code	2 Group Name	3 NAIC Company Code	4 ID Number	5 Federal RSSD	6 CIK	7 Name of Securities Exchange if Publicly Traded (U.S. or International)	8 Names of Parent, Subsidiaries Or Affiliates	9 Domiciliary Location	10 Relationship to Reporting Entity	11 Directly Controlled by (Name of Entity/Person)	12 Type of Control (Ownership, Board, Management, Attorney-in-Fact, Influence, Other)	13 If Control is Ownership Provide Percentage	14 Ultimate Controlling Entity(ies)/Person(s)	15 Is an SCA Filing Required? (Yes/No)	16 *
		00000	41-1591944				OptumHealth Care Solutions, LLC	DE	NIA	OptumInsight, Inc.	Ownership	100.000	UnitedHealth Group Incorporated	NO	
		00000	47-1192395				OptumHealth Holdings, LLC	DE	NIA	Optum, Inc.	Ownership	100.000	UnitedHealth Group Incorporated	NO	
		00000	98-1106868				OptumHealth International B.V.	NLD	NIA	Catamaran S.á.r.l.	Ownership	100.000	UnitedHealth Group Incorporated	NO	
		00000					OptumInsight Holdings, LLC	DE	NIA	Optum, Inc.	Ownership	100.000	UnitedHealth Group Incorporated	NO	
		00000	04-3383745				OptumInsight Life Sciences, Inc.	DE	NIA	OptumInsight, Inc.	Ownership	100.000	UnitedHealth Group Incorporated	NO	
		00000					OptumInsight Provider Value Network ACO - NY, LLC	NY	NIA	OptumInsight, Inc.	Ownership	100.000	UnitedHealth Group Incorporated	NO	
		00000	93-1637574				OptumInsight Provider Value Network ACO, LLC	DE	NIA	OptumInsight, Inc.	Ownership	100.000	UnitedHealth Group Incorporated	NO	
		00000	41-1858498				OptumInsight, Inc.	DE	NIA	OptumInsight Holdings, LLC	Ownership	100.000	UnitedHealth Group Incorporated	NO	
		00000	75-2578509				OptumRx Administrative Services, LLC	TX	NIA	OptumRx Holdings I, LLC	Ownership	100.000	UnitedHealth Group Incorporated	NO	
		00000	31-1728846				OptumRx Discount Card Services, LLC	DE	NIA	RVO Health, LLC	Ownership	100.000	UnitedHealth Group Incorporated	NO	
		00000	47-4734235				OptumRx Group Holdings, Inc.	DE	NIA	Optum, Inc.	Ownership	100.000	UnitedHealth Group Incorporated	NO	
		00000	46-0666840				OptumRx Health Solutions, LLC	DE	NIA	OptumRx Administrative Services, LLC	Ownership	100.000	UnitedHealth Group Incorporated	NO	
		00000	80-0870454				OptumRx Holdings I, LLC	DE	NIA	OptumRx Group Holdings, Inc.	Ownership	100.000	UnitedHealth Group Incorporated	NO	
		00000					OptumRx Holdings, LLC	DE	NIA	Optum, Inc.	Ownership	100.000	UnitedHealth Group Incorporated	NO	
		00000	34-1472211				OptumRx Home Delivery of Ohio, LLC	OH	NIA	OptumRx Health Solutions, LLC	Ownership	100.000	UnitedHealth Group Incorporated	NO	
		00000	20-0151096				OptumRx NY IPA, Inc.	NY	NIA	OptumRx, Inc.	Ownership	100.000	UnitedHealth Group Incorporated	NO	
		00000	27-3419292				OptumRx of Pennsylvania, LLC	DE	NIA	OptumRx Health Solutions, LLC	Ownership	100.000	UnitedHealth Group Incorporated	NO	
		00000	11-2581812				OptumRx PBM of Illinois, Inc.	DE	NIA	OptumRx Administrative Services, LLC	Ownership	100.000	UnitedHealth Group Incorporated	NO	
		00000	88-0361447				OptumRx PBM of Maryland, LLC	NV	NIA	OptumRx Health Solutions, LLC	Ownership	100.000	UnitedHealth Group Incorporated	NO	
		00000	03-0592263				OptumRx PBM of Pennsylvania, LLC	PA	NIA	OptumRx of Pennsylvania, LLC	Ownership	100.000	UnitedHealth Group Incorporated	NO	
		00000	38-3693753				OptumRx PBM of Wisconsin, LLC	WI	NIA	OptumRx PBM of Illinois, Inc.	Ownership	100.000	UnitedHealth Group Incorporated	NO	
		00000	16-1767416				OptumRx PD of Pennsylvania, LLC	PA	NIA	OptumRx of Pennsylvania, LLC	Ownership	100.000	UnitedHealth Group Incorporated	NO	
		00000	88-0373347				OptumRx Pharmacy of Nevada, Inc.	NV	NIA	OptumRx Health Solutions, LLC	Ownership	100.000	UnitedHealth Group Incorporated	NO	
		00000	33-0441200				OptumRx, Inc.	CA	NIA	OptumRx Holdings, LLC	Ownership	100.000	UnitedHealth Group Incorporated	NO	
		00000	39-1974851				OptumServe Health Services, Inc.	WI	NIA	OptumHealth Holdings, LLC	Ownership	100.000	UnitedHealth Group Incorporated	NO	
		00000	52-2016292				OptumServe Technology Services, Inc.	MD	NIA	OptumInsight, Inc.	Ownership	100.000	UnitedHealth Group Incorporated	NO	
		00000	27-0435404				Oregon Health Care Group, LLC	OR	NIA	LHC Group, Inc.	Ownership	100.000	UnitedHealth Group Incorporated	NO	
		00000	27-3674492				Oregon Healthcare Resources, LLC	OR	NIA	OHR Physician Group, P.C.	Ownership	100.000	UnitedHealth Group Incorporated	NO	1
		00000	22-3883387				Oregon Outpatient Surgery Center, LLC	OR	NIA	Providence & SCA Off-Campus Holdings, LLC	Ownership	51.180	UnitedHealth Group Incorporated	NO	2
		00000	20-2404191				Oren Meyers, Ph.D., LLC	OH	NIA	OhioSolutions.org LLC	Ownership	100.000	UnitedHealth Group Incorporated	NO	
		00000	46-2742615				Orthology Inc.	DE	NIA	ProHEALTH Medical Management, LLC	Ownership	100.000	UnitedHealth Group Incorporated	NO	
		00000	13-3960641				OrthoNet Holdings, Inc.	DE	NIA	OptumHealth Care Solutions, LLC	Ownership	100.000	UnitedHealth Group Incorporated	NO	
		00000	13-3818652				OrthoNet LLC	NY	NIA	OrthoNet Holdings, Inc.	Ownership	100.000	UnitedHealth Group Incorporated	NO	
		00000	13-4025898				OrthoNet New York IPA, Inc.	NY	NIA	OrthoNet Holdings, Inc.	Ownership	100.000	UnitedHealth Group Incorporated	NO	
		00000	26-2884306				OrthoNet of the South, Inc.	DE	NIA	OrthoNet Holdings, Inc.	Ownership	100.000	UnitedHealth Group Incorporated	NO	
		00000	20-0221966				OrthoNet West, Inc.	DE	NIA	OrthoNet Holdings, Inc.	Ownership	100.000	UnitedHealth Group Incorporated	NO	
		00000	81-2594417				Orthopedic Surgery Center of Palm Beach County, LLC	FL	NIA	SCA-Palm Beach, LLC	Ownership	31.000	UnitedHealth Group Incorporated	NO	2
		00000	85-2357227				OrthoWest MSO, LLC	DE	NIA	OptumCare Specialty Practices, LLC	Ownership	50.000	UnitedHealth Group Incorporated	NO	
		00000	98-1284698				OSB - Tecnologia e Serviços de Suporte Lda.	BRA	NIA	Cemed Care - Empresa de Atendimento Clínico Geral Ltda.	Ownership	0.000	UnitedHealth Group Incorporated	NO	
		00000	98-1284698				OSB - Tecnologia e Serviços de Suporte Lda.	BRA	NIA	Amil Assistência Médica Internacional S.A.	Ownership	100.000	UnitedHealth Group Incorporated	NO	
		00000	41-1921007				Ovations, Inc.	DE	NIA	United HealthCare Services, Inc.	Ownership	100.000	UnitedHealth Group Incorporated	NO	
		00000	06-1587795				Oxford Benefit Management, Inc.	CT	NIA	Oxford Health Plans LLC	Ownership	100.000	UnitedHealth Group Incorporated	NO	
0707	UnitedHealth Group Incorporated	78026	22-2797560				Oxford Health Insurance, Inc.	NY	IA	UnitedHealthcare Insurance Company	Ownership	100.000	UnitedHealth Group Incorporated	NO	
0707	UnitedHealth Group Incorporated	96798	06-1181201				Oxford Health Plans (CT), Inc.	CT	IA	Oxford Health Plans LLC	Ownership	100.000	UnitedHealth Group Incorporated	NO	
0707	UnitedHealth Group Incorporated	95506	22-2745725				Oxford Health Plans (NJ), Inc.	NJ	IA	Oxford Health Plans LLC	Ownership	100.000	UnitedHealth Group Incorporated	NO	

SCHEDULE Y

PART 1A - DETAIL OF INSURANCE HOLDING COMPANY SYSTEM

1 Group Code	2 Group Name	3 NAIC Company Code	4 ID Number	5 Federal RSSD	6 CIK	7 Name of Securities Exchange if Publicly Traded (U.S. or International)	8 Names of Parent, Subsidiaries Or Affiliates	9 Domiciliary Location	10 Relationship to Reporting Entity	11 Directly Controlled by (Name of Entity/Person)	12 Type of Control (Ownership, Board, Management, Attorney-in-Fact, Influence, Other)	13 If Control is Ownership Provide Percentage	14 Ultimate Controlling Entity(ies)/Person(s)	15 Is an SCA Filing Required? (Yes/No)	16 *
0707	UnitedHealth Group Incorporated	95479	06-1181200				Oxford Health Plans (NY), Inc.	NY	IA	Oxford Health Plans LLC	Ownership	100.000	UnitedHealth Group Incorporated	NO	
		00000	52-2443751				Oxford Health Plans LLC	DE	NIA	UnitedHealth Group Incorporated	Ownership	100.000	UnitedHealth Group Incorporated	NO	
		00000	27-0008097				P2P Link, LLC	DE	NIA	SRPS, LLC	Ownership	100.000	UnitedHealth Group Incorporated	NO	
		00000	33-0704734				Pacific Cardiovascular Associates Medical Group, Inc.	CA	NIA	Surgical Care Affiliates, LLC	Influence	0.000	UnitedHealth Group Incorporated	NO	
		00000	75-2857077				Pacific Casualty Company, Inc.	HI	NIA	USHEALTH Group, Inc.	Ownership	100.000	UnitedHealth Group Incorporated	NO	
0707	UnitedHealth Group Incorporated	70785	35-1137395				PacifiCare Life and Health Insurance Company	IN	IA	United HealthCare Services, Inc.	Ownership	100.000	UnitedHealth Group Incorporated	NO	
0707	UnitedHealth Group Incorporated	84506	95-2829463				PacifiCare Life Assurance Company	CO	IA	United HealthCare Services, Inc.	Ownership	100.000	UnitedHealth Group Incorporated	NO	
0707	UnitedHealth Group Incorporated	95617	94-3267522				PacifiCare of Arizona, Inc.	AZ	IA	United HealthCare Services, Inc.	Ownership	100.000	UnitedHealth Group Incorporated	NO	
0707	UnitedHealth Group Incorporated	95434	84-1011378				PacifiCare of Colorado, Inc.	CO	IA	United HealthCare Services, Inc.	Ownership	100.000	UnitedHealth Group Incorporated	NO	
		00000	98-1444613				Pacífico S.A. Entidad Prestadora de Salud	PER	NIA	Empremédica S. A.	Ownership	50.000	UnitedHealth Group Incorporated	NO	
		00000	38-4089979				Palliative Care At Heart, LLC	SC	NIA	Louisiana Health Care Group, L.L.C.	Ownership	100.000	UnitedHealth Group Incorporated	NO	
		00000	85-1062549				Palmetto Express Company, LLC	DE	NIA	LHC Group, Inc.	Ownership	100.000	UnitedHealth Group Incorporated	NO	
		00000	72-1504648				Palmetto Express, L.L.C.	LA	NIA	Louisiana Health Care Group, L.L.C.	Ownership	100.000	UnitedHealth Group Incorporated	NO	
		00000	48-1255983				Panama City Surgery Center, LLC	FL	NIA	SVHS-SCA Florida JV, LLC	Ownership	53.351	UnitedHealth Group Incorporated	NO	
		00000	48-1255983				Panama City Surgery Center, LLC	FL	NIA	SCA-Panama City Holdings, LLC	Ownership	2.739	UnitedHealth Group Incorporated	NO	
		00000	45-1484375				Park Hill Surgery Center, LLC	TX	NIA	Surgical Care Affiliates, LLC	Influence	0.000	UnitedHealth Group Incorporated	NO	
		00000	20-2387587				Parker LP, LLC	NV	NIA	HealthSmart Benefits Management, LLC	Ownership	100.000	UnitedHealth Group Incorporated	NO	
		00000	20-4127100				Parkway Surgery Center, LLC	DE	NIA	WellSpan-SCA Holdings, LLC	Ownership	78.400	UnitedHealth Group Incorporated	NO	
		00000	62-1500185				Partial Hospital Systems, Inc.	TN	NIA	Refresh Mental Health, Inc.	Ownership	100.000	UnitedHealth Group Incorporated	NO	
		00000	20-1311030				Patient Care Associates, L.L.C.	NJ	NIA	SCA Englewood Holdings, LLC	Ownership	55.844	UnitedHealth Group Incorporated	NO	
		00000	27-0726569				Patient Care Connecticut, LLC	CT	NIA	Priority Care, Inc.	Ownership	100.000	UnitedHealth Group Incorporated	NO	
		00000	61-1792273				Patient Care HHA, LLC	CT	NIA	Priority Care, Inc.	Ownership	100.000	UnitedHealth Group Incorporated	NO	
		00000	22-2170708				Patient Care Medical Services, Inc.	NJ	NIA	Patient Care, Inc.	Ownership	100.000	UnitedHealth Group Incorporated	NO	
		00000	20-1574433				Patient Care New Jersey, Inc.	DE	NIA	Patient Care, Inc.	Ownership	100.000	UnitedHealth Group Incorporated	NO	
		00000	47-5126154				Patient Care of Hudson County, LLC	NJ	NIA	Patient Care New Jersey, Inc.	Ownership	100.000	UnitedHealth Group Incorporated	NO	
		00000	84-3060310				Patient Care Pennsylvania II, LLC	PA	NIA	Pennsylvania Health Care Group Holdings, LLC	Ownership	100.000	UnitedHealth Group Incorporated	NO	
		00000	37-1459396				Patient Care Pennsylvania, Inc.	DE	NIA	Patient Care, Inc.	Ownership	100.000	UnitedHealth Group Incorporated	NO	
		00000	22-2088938				Patient Care, Inc.	DE	NIA	AFAM Acquisition, LLC	Ownership	100.000	UnitedHealth Group Incorporated	NO	
		00000	55-0832250				Patient's Choice Homecare, LLC	CT	NIA	Bracor, Inc.	Ownership	100.000	UnitedHealth Group Incorporated	NO	
		00000	72-1513421				Patient's Choice Hospice and Palliative Care of Louisiana, L.L.C.	LA	NIA	Louisiana Health Care Group, L.L.C.	Ownership	67.000	UnitedHealth Group Incorporated	NO	
		00000	06-1778268				Patient's Choice Hospice, LLC	AR	NIA	Arkansas Health Care Group, LLC	Ownership	100.000	UnitedHealth Group Incorporated	NO	
		00000					Patrimonio Autónomo Nueva Clínica	COL	NIA	CDC Holdings Colombia S.A.S.	Ownership	9.940	UnitedHealth Group Incorporated	NO	
		00000					Patrimonio Autónomo Nueva Clínica	COL	NIA	Inverclinco S.A.S.	Ownership	65.330	UnitedHealth Group Incorporated	NO	
		00000					Patrimonio Autónomo Nueva Clínica	COL	NIA	Promotora Country S.A.	Ownership	0.230	UnitedHealth Group Incorporated	NO	
		00000					Patrimonio Autónomo Nueva Clínica	COL	NIA	Banmédica Internacional SpA	Ownership	9.590	UnitedHealth Group Incorporated	NO	
		00000	62-1451147				Payment Resolution Services, LLC	TN	NIA	OptumInsight, Inc.	Ownership	100.000	UnitedHealth Group Incorporated	NO	
		00000	75-2103975				PDX, Inc.	TX	NIA	eRx Network, LLC	Ownership	100.000	UnitedHealth Group Incorporated	NO	
		00000	27-4496894				PE Healthcare Associates, LLC	NY	NIA	Physician(s) Owned	Influence	0.000	UnitedHealth Group Incorporated	NO	1
		00000	46-3458187				PE Holdco, LLC	DE	NIA	Endo Parent, Inc.	Ownership	100.000	UnitedHealth Group Incorporated	NO	
		00000	81-4315098				PE New Jersey Holdco, LLC	NJ	NIA	Physicians Endoscopy, L.L.C.	Ownership	100.000	UnitedHealth Group Incorporated	NO	
		00000	91-1885912				Peninsula Psychological Center, Inc., P.S.	WA	NIA	Physician(s) Owned	Influence	0.000	UnitedHealth Group Incorporated	NO	1
		00000	27-5162879				Pennsylvania Health Care Group Holdings, LLC	PA	NIA	LHC Group, Inc.	Ownership	100.000	UnitedHealth Group Incorporated	NO	
		00000	30-0963243				Pennsylvania In-Home Healthcare Partnership-I, LLC	PA	NIA	In-Home Healthcare Partnership, LLC	Ownership	100.000	UnitedHealth Group Incorporated	NO	

SCHEDULE Y

PART 1A - DETAIL OF INSURANCE HOLDING COMPANY SYSTEM

1 Group Code	2 Group Name	3 NAIC Company Code	4 ID Number	5 Federal RSSD	6 CIK	7 Name of Securities Exchange if Publicly Traded (U.S. or International)	8 Names of Parent, Subsidiaries Or Affiliates	9 Domiciliary Location	10 Relationship to Reporting Entity	11 Directly Controlled by (Name of Entity/Person)	12 Type of Control (Ownership, Board, Management, Attorney-in-Fact, Influence, Other)	13 If Control is Ownership Provide Percentage	14 Ultimate Controlling Entity(ies)/Person(s)	15 Is an SCA Filing Required? (Yes/No)	16 *
		00000	38-4022040				Pennsylvania In-Home Healthcare Partnership-II, LLC	PA	NIA	In-Home Healthcare Partnership, LLC	Ownership	100.000	UnitedHealth Group Incorporated	NO	
		00000	32-0515193				Pennsylvania In-Home Healthcare Partnership-III, LLC	PA	NIA	In-Home Healthcare Partnership, LLC	Ownership	100.000	UnitedHealth Group Incorporated	NO	
		00000	82-2091703				Pennsylvania In-Home Partner-I, LLC	PA	NIA	Pennsylvania In-Home Healthcare Partnership-I, LLC	Ownership	100.000	UnitedHealth Group Incorporated	NO	
		00000	81-4811929				Pennsylvania In-Home Partner-II, LLC	PA	NIA	Pennsylvania In-Home Healthcare Partnership-II, LLC	Ownership	100.000	UnitedHealth Group Incorporated	NO	
		00000	82-3662886				Pennsylvania In-Home Partner-III, LLC	PA	NIA	Pennsylvania In-Home Healthcare Partnership-III, LLC	Ownership	100.000	UnitedHealth Group Incorporated	NO	
		00000	47-2429625				Penzo Enterprises, LLC	DE	NIA	OptumRx Holdings, LLC	Ownership	100.000	UnitedHealth Group Incorporated	NO	
0707	UnitedHealth Group Incorporated	13607	20-5662149				Peoples Health, Inc.	LA	IA	New Orleans Regional Physician Hospital Organization, L.L.C.	Ownership	100.000	UnitedHealth Group Incorporated	NO	
		00000	20-5608977				Perham Physical Therapy, LTD	MN	NIA	Orthology Inc.	Ownership	100.000	UnitedHealth Group Incorporated	NO	
		00000	58-1978405				Perimeter Center for Outpatient Surgery, L.P.	GA	NIA	SHC Atlanta, LLC	Ownership	46.834	UnitedHealth Group Incorporated	NO	2
		00000	38-2592367				Perspectives of Troy, P.C.	MI	NIA	Physician(s) Owned	Influence	0.000	UnitedHealth Group Incorporated	NO	1
		00000	26-3388826				Petersburg Home Care Services, LLC	DE	NIA	AFAM Holding Co II, LLC	Ownership	100.000	UnitedHealth Group Incorporated	NO	
		00000	81-4555910				PF2 IP LLC	DE	NIA	Change Healthcare Inc.	Ownership	100.000	UnitedHealth Group Incorporated	NO	
		00000	35-2578322				PF2 PST Services LLC	DE	NIA	Change Healthcare Inc.	Ownership	100.000	UnitedHealth Group Incorporated	NO	
		00000	47-2582247				PGC Acquisition Holdings, LLC	PA	NIA	Physicians Endoscopy, L.L.C.	Ownership	100.000	UnitedHealth Group Incorporated	NO	
		00000					PGH Global (Cayman) Limited	CYM	NIA	PGH Global, LLC	Ownership	100.000	UnitedHealth Group Incorporated	NO	
		00000	46-1722316				PGH Global, LLC	DE	NIA	UHIC Holdings, Inc.	Ownership	100.000	UnitedHealth Group Incorporated	NO	
		00000					PGT Medical Group, Inc.	TX	NIA	KS Management Services, L.L.C.	Ownership	100.000	UnitedHealth Group Incorporated	NO	
		00000	82-5162940				Phoenix Mental Health and Wellness PLLC	AZ	NIA	Refresh Mental Health, Inc.	Ownership	100.000	UnitedHealth Group Incorporated	NO	
		00000	81-2902954				Physician Alliance of the Rockies, LLC	CO	NIA	New West Physicians, Inc.	Ownership	100.000	UnitedHealth Group Incorporated	NO	
		00000	30-0516435				Physician Partners Medical Group, Inc.	CA	NIA	Physician(s) Owned	Influence	0.000	UnitedHealth Group Incorporated	NO	1
		00000	84-3476733				Physician United PLLC	AZ	NIA	Greater Phoenix Collaborative Care, P.C.	Ownership	100.000	UnitedHealth Group Incorporated	NO	1
		00000	47-4035828				Physicians Accountable Care of Kentucky LLC	KY	NIA	Imperium Health Management, LLC	Ownership	100.000	UnitedHealth Group Incorporated	NO	
		00000	47-4024935				Physicians Accountable Care, LLC	KY	NIA	Imperium Health Management, LLC	Ownership	100.000	UnitedHealth Group Incorporated	NO	
		00000	91-1822767				Physicians Care Network, L.L.C.	WA	NIA	The Polyclinic, PLLC	Ownership	100.000	UnitedHealth Group Incorporated	NO	1
		00000	59-3438026				Physicians Day Surgery Center, LLC	FL	NIA	SCA-Naples, LLC	Ownership	51.000	UnitedHealth Group Incorporated	NO	
		00000	26-2239018				Physicians Endoscopy Intermediate Holdco, Inc.	DE	NIA	PE Holdco, LLC	Ownership	100.000	UnitedHealth Group Incorporated	NO	
		00000	91-1882702				Physicians Endoscopy, L.L.C.	DE	NIA	Physicians Endoscopy Intermediate Holdco, Inc.	Ownership	100.000	UnitedHealth Group Incorporated	NO	
		00000	87-3997680				Physicians Group of Texas, LLC	TX	NIA	KS Management Services, L.L.C.	Ownership	100.000	UnitedHealth Group Incorporated	NO	
0707	UnitedHealth Group Incorporated	11494	04-3677255				Physicians Health Choice of Texas, LLC	TX	IA	United HealthCare Services, Inc.	Ownership	100.000	UnitedHealth Group Incorporated	NO	
		00000	52-1162824				Physicians Health Plan of Maryland, Inc.	MD	NIA	United HealthCare Services, Inc.	Ownership	100.000	UnitedHealth Group Incorporated	NO	
		00000	94-2722082				Physicians Medical Group of San Jose, Inc.	CA	NIA	Shark Holdings, P.C.	Ownership	100.000	UnitedHealth Group Incorporated	NO	1
		00000	86-2631012				Physicians Medical Holdings	CA	NIA	Shark Holdings, P.C.	Ownership	100.000	UnitedHealth Group Incorporated	NO	1
		00000	20-5071967				Physicians' Medical Center, LLC	IN	NIA	SCA AHN JV Holdings II, LLC	Ownership	50.994	UnitedHealth Group Incorporated	NO	
		00000	20-5170962				Physicians' Surgery Center of Downey, LLC	CA	NIA	SCA-Downey, LLC	Ownership	1.290	UnitedHealth Group Incorporated	NO	
		00000	20-5170962				Physicians' Surgery Center of Downey, LLC	CA	NIA	SCA-AppleCare Partners, LLC	Ownership	59.998	UnitedHealth Group Incorporated	NO	
		00000	64-0938601				Picayune HomeCare, LLC	MS	NIA	Mississippi Health Care Group, LLC	Ownership	100.000	UnitedHealth Group Incorporated	NO	
		00000	87-3931756				Pilot Holdings, P.C.	CA	NIA	Physician(s) Owned	Influence	0.000	UnitedHealth Group Incorporated	NO	1
		00000	84-1498816				Pinnacle III, LLC	CO	NIA	SCA Pinnacle Holdings, LLC	Ownership	100.000	UnitedHealth Group Incorporated	NO	
		00000	33-0795271				Pinnacle Medical Group, Inc.	CA	NIA	Pilot Holdings, P.C.	Ownership	100.000	UnitedHealth Group Incorporated	NO	1
		00000	98-1388873				Plano de Saúde Ana Costa Ltda.	BRA	NIA	Santos Administração e Participações S.A.	Ownership	25.140	UnitedHealth Group Incorporated	NO	

SCHEDULE Y

PART 1A - DETAIL OF INSURANCE HOLDING COMPANY SYSTEM

1 Group Code	2 Group Name	3 NAIC Company Code	4 ID Number	5 Federal RSSD	6 CIK	7 Name of Securities Exchange if Publicly Traded (U.S. or International)	8 Names of Parent, Subsidiaries Or Affiliates	9 Domiciliary Location	10 Relationship to Reporting Entity	11 Directly Controlled by (Name of Entity/Person)	12 Type of Control (Ownership, Board, Management, Attorney-in-Fact, Influence, Other)	13 If Control is Ownership Provide Percentage	14 Ultimate Controlling Entity(ies)/Person(s)	15 Is an SCA Filing Required? (Yes/No)	16 *
		00000	98-1388873				Plano de Saúde Ana Costa Ltda.	BRA	NIA	Amil Assistência Médica Internacional S.A.	Ownership	74.860	UnitedHealth Group Incorporated	NO	
		00000	46-0910182				Platejoy, LLC	DE	NIA	Healthline Media, LLC	Ownership	100.000	UnitedHealth Group Incorporated	NO	
		00000	66-0742844				Plus One Health Management Puerto Rico, Inc.	PRI	NIA	Plus One Holdings, Inc.	Ownership	100.000	UnitedHealth Group Incorporated	NO	
		00000	13-3613705				Plus One Holdings, Inc.	DE	NIA	OptumHealth Care Solutions, LLC	Ownership	100.000	UnitedHealth Group Incorporated	NO	
		00000	80-0670247				PMI Acquisition, LLC	DE	NIA	Progressive Enterprises Holdings, Inc.	Ownership	100.000	UnitedHealth Group Incorporated	NO	
		00000	26-3148744				PMSI Holdings, LLC	DE	NIA	Progressive Enterprises Holdings, Inc.	Ownership	100.000	UnitedHealth Group Incorporated	NO	
		00000	59-3166848				PMSI Settlement Solutions, LLC	FL	NIA	PMSI Holdings, LLC	Ownership	100.000	UnitedHealth Group Incorporated	NO	
		00000	56-2422696				PMSI, LLC	FL	NIA	PMSI Holdings, LLC	Ownership	100.000	UnitedHealth Group Incorporated	NO	
		00000	98-1083164				Polar II Fundo de Investimento em Participações Multiestratégia	BRA	NIA	UnitedHealthcare International IV S.á r.l.	Ownership	100.000	UnitedHealth Group Incorporated	NO	
		00000	47-5563848				Polo Holdco, LLC	DE	NIA	Collaborative Care Holdings, LLC	Ownership	100.000	UnitedHealth Group Incorporated	NO	
		00000	83-3042027				Polyclinic Holdings, P.C.	WA	NIA	Physician(s) Owned	Influence	0.000	UnitedHealth Group Incorporated	NO	1
		00000	46-0508606				POLYCLINIC MANAGEMENT SERVICES COMPANY, LLC	WA	NIA	The Polyclinic, PLLC	Ownership	100.000	UnitedHealth Group Incorporated	NO	1
		00000	46-5415205				POMCO Network, Inc.	NY	NIA	POMCO, Inc.	Ownership	100.000	UnitedHealth Group Incorporated	NO	
		00000	15-0581348				POMCO, Inc.	NY	NIA	UMR, Inc.	Ownership	100.000	UnitedHealth Group Incorporated	NO	
		00000	33-0261822				Pomerado Outpatient Surgical Center, Inc.	CA	NIA	ASC Network, LLC	Ownership	100.000	UnitedHealth Group Incorporated	NO	
		00000	33-0752699				Pomerado Outpatient Surgical Center, L.P.	CA	NIA	Pomerado Outpatient Surgical Center, Inc.	Ownership	66.750	UnitedHealth Group Incorporated	NO	
		00000	20-4345976				Ponca City Home Care Services, LLC	OK	NIA	AF-CH-HH, LLC	Ownership	100.000	UnitedHealth Group Incorporated	NO	
		00000	30-0844501				Post-Acute Care Center for Research, LLC	DE	NIA	naviHealth, Inc.	Ownership	100.000	UnitedHealth Group Incorporated	NO	
		00000	26-3385581				Pottstown Home Care Services, LLC	DE	NIA	AFAM Holding Co, LLC	Ownership	100.000	UnitedHealth Group Incorporated	NO	
		00000	27-1454121				PPH Holdings, LLC	DE	NIA	Practice Partners in Healthcare, LLC	Ownership	100.000	UnitedHealth Group Incorporated	NO	
		00000	24-1453981				PPH Management Company, L.L.C.	DE	NIA	Practice Partners in Healthcare, LLC	Ownership	100.000	UnitedHealth Group Incorporated	NO	
		00000	26-4490039				PPH-Columbia, Inc.	DE	NIA	Practice Partners in Healthcare, LLC	Ownership	100.000	UnitedHealth Group Incorporated	NO	
		00000	26-4489980				PPH-Gardendale, Inc.	DE	NIA	Practice Partners in Healthcare, LLC	Ownership	100.000	UnitedHealth Group Incorporated	NO	
		00000	76-0770414				Practice Partners in Healthcare, LLC	DE	NIA	SCA-Practice Partners Holdings, LLC	Ownership	100.000	UnitedHealth Group Incorporated	NO	
0707	UnitedHealth Group Incorporated	12756	20-3391186				Preferred Care Network of Florida, Inc.	FL	IA	United HealthCare Services, Inc.	Ownership	100.000	UnitedHealth Group Incorporated	NO	
0707	UnitedHealth Group Incorporated	12155	01-0788576				Preferred Care Network, Inc.	FL	IA	United HealthCare Services, Inc.	Ownership	100.000	UnitedHealth Group Incorporated	NO	
		00000	65-0683927				Preferred Care Partners Holding, Corp.	FL	NIA	United HealthCare Services, Inc.	Ownership	100.000	UnitedHealth Group Incorporated	NO	
0707	UnitedHealth Group Incorporated	11176	65-0885893				Preferred Care Partners, Inc.	FL	IA	Preferred Care Partners Holding, Corp.	Ownership	100.000	UnitedHealth Group Incorporated	NO	
		00000	41-1846481				PreferredOne Administrative Services, Inc.	MN	NIA	United HealthCare Services, Inc.	Ownership	100.000	UnitedHealth Group Incorporated	NO	
0707	UnitedHealth Group Incorporated	11817	81-0625135				PreferredOne Insurance Company	MN	IA	PreferredOne Administrative Services, Inc.	Ownership	100.000	UnitedHealth Group Incorporated	NO	
		00000	75-3265059				Premier Choice ACO, Inc.	CA	NIA	PrimeCare Medical Network, Inc.	Ownership	100.000	UnitedHealth Group Incorporated	NO	
		00000	72-1378216				Premier Surgery Center of Louisville, L.P.	TN	NIA	SCA Premier Surgery Center of Louisville, LLC	Ownership	51.000	UnitedHealth Group Incorporated	NO	
		00000	20-1499748				Premiere Medical Resources, LLC	DE	NIA	Unity Health Network, LLC	Ownership	100.000	UnitedHealth Group Incorporated	NO	
		00000	27-1446056				Preston Memorial HomeCare, LLC	WV	NIA	West Virginia Health Care Group, LLC	Ownership	100.000	UnitedHealth Group Incorporated	NO	
		00000	88-2935371				Prevention Healthcare Holdings, LLC	DE	NIA	RVO Health, LLC	Ownership	100.000	UnitedHealth Group Incorporated	NO	
		00000	33-0527335				Primary Care Associated Medical Group, Inc.	CA	NIA	NAMM Medical Group Holdings, Inc.	Ownership	100.000	UnitedHealth Group Incorporated	NO	1
		00000	82-1032626				Primary Care at Home of Louisiana II, LLC	LA	NIA	LHC Group, Inc.	Ownership	100.000	UnitedHealth Group Incorporated	NO	
		00000	82-2405320				Primary Care at Home of Louisiana III, LLC	LA	NIA	LHC Group, Inc.	Ownership	100.000	UnitedHealth Group Incorporated	NO	
		00000	82-3253877				Primary Care at Home of Louisiana IV, LLC	LA	NIA	LHC Group, Inc.	Ownership	100.000	UnitedHealth Group Incorporated	NO	
		00000	81-3720899				Primary Care at Home of Louisiana, LLC	LA	NIA	LHC Group, Inc.	Ownership	100.000	UnitedHealth Group Incorporated	NO	
		00000	81-2855404				Primary Care at Home of Maryland, LLC	MD	NIA	LHC Group, Inc.	Ownership	100.000	UnitedHealth Group Incorporated	NO	
		00000	81-2883076				Primary Care at Home of Tennessee, LLC	TN	NIA	LHC Group, Inc.	Ownership	100.000	UnitedHealth Group Incorporated	NO	
		00000	82-2421087				Primary Care at Home of West Virginia, LLC	WV	NIA	LHC Group, Inc.	Ownership	100.000	UnitedHealth Group Incorporated	NO	
		00000	88-0253112				Prime Health, Inc.	NV	NIA	Sierra Health Services, Inc.	Ownership	100.000	UnitedHealth Group Incorporated	NO	

SCHEDULE Y

PART 1A - DETAIL OF INSURANCE HOLDING COMPANY SYSTEM

1 Group Code	2 Group Name	3 NAIC Company Code	4 ID Number	5 Federal RSSD	6 CIK	7 Name of Securities Exchange if Publicly Traded (U.S. or International)	8 Names of Parent, Subsidiaries Or Affiliates	9 Domiciliary Location	10 Relationship to Reporting Entity	11 Directly Controlled by (Name of Entity/Person)	12 Type of Control (Ownership, Board, Management, Attorney-in-Fact, Influence, Other)	13 If Control is Ownership Provide Percentage	14 Ultimate Controlling Entity(ies)/Person(s)	15 Is an SCA Filing Required? (Yes/No)	16 *
		00000	33-0607478				PrimeCare Medical Network, Inc.	CA	NIA	NAMM Holdings, Inc.	Ownership	100.000	UnitedHealth Group Incorporated	NO	
		00000	87-0757397				PrimeCare of Citrus Valley, Inc.	CA	NIA	PrimeCare Medical Network, Inc.	Ownership	80.000	UnitedHealth Group Incorporated	NO	
		00000	33-0674407				PrimeCare of Corona, Inc.	CA	NIA	PrimeCare Medical Network, Inc.	Ownership	100.000	UnitedHealth Group Incorporated	NO	
		00000	33-0674401				PrimeCare of Hemet Valley, Inc.	CA	NIA	PrimeCare Medical Network, Inc.	Ownership	100.000	UnitedHealth Group Incorporated	NO	
		00000	33-0674408				PrimeCare of Inland Valley, Inc.	CA	NIA	PrimeCare Medical Network, Inc.	Ownership	100.000	UnitedHealth Group Incorporated	NO	
		00000	33-0674402				PrimeCare of Moreno Valley, Inc.	CA	NIA	PrimeCare Medical Network, Inc.	Ownership	100.000	UnitedHealth Group Incorporated	NO	
		00000	33-0674400				PrimeCare of Redlands, Inc.	CA	NIA	PrimeCare Medical Network, Inc.	Ownership	100.000	UnitedHealth Group Incorporated	NO	
		00000	33-0674404				PrimeCare of Riverside, Inc.	CA	NIA	PrimeCare Medical Network, Inc.	Ownership	100.000	UnitedHealth Group Incorporated	NO	
		00000	14-1915328				PrimeCare of San Bernardino, Inc.	CA	NIA	PrimeCare Medical Network, Inc.	Ownership	100.000	UnitedHealth Group Incorporated	NO	
		00000	33-0698439				PrimeCare of Sun City, Inc.	CA	NIA	PrimeCare Medical Network, Inc.	Ownership	100.000	UnitedHealth Group Incorporated	NO	
		00000	33-0674409				PrimeCare of Temecula, Inc.	CA	NIA	PrimeCare Medical Network, Inc.	Ownership	100.000	UnitedHealth Group Incorporated	NO	
		00000	83-0474005				Princeton Community HomeCare, LLC	WV	NIA	West Virginia Health Care Group, LLC	Ownership	67.000	UnitedHealth Group Incorporated	NO	
		00000	20-5081107				Princeton Home Health, LLC	AL	NIA	National Health Industries, Inc.	Ownership	100.000	UnitedHealth Group Incorporated	NO	
		00000	06-1482496				Priority Care, Inc.	CT	NIA	Patient Care, Inc.	Ownership	100.000	UnitedHealth Group Incorporated	NO	
		00000	93-1484998				Pro Surgery Center, LLC	DE	NIA	SCA-Pro Holdings, LLC	Ownership	100.000	UnitedHealth Group Incorporated	NO	
		00000	14-1873402				Procura Management, Inc.	DE	NIA	Healthcare Solutions, Inc.	Ownership	100.000	UnitedHealth Group Incorporated	NO	
		00000	27-4371197				Progressive Enterprises Holdings, Inc.	DE	NIA	OptumRx, Inc.	Ownership	100.000	UnitedHealth Group Incorporated	NO	
		00000	31-1192384				Progressive Medical, LLC	OH	NIA	PMI Acquisition, LLC	Ownership	100.000	UnitedHealth Group Incorporated	NO	
		00000	45-4469117				ProHEALTH Accountable Care Medical Group, PLLC	NY	NIA	ProHEALTH Care Associates, L.L.P.	Ownership	100.000	UnitedHealth Group Incorporated	NO	1
		00000	11-3447394				ProHEALTH Ambulatory Surgery Center, Inc.	NY	NIA	Physician(s) Owned	Influence	0.000	UnitedHealth Group Incorporated	NO	1
		00000	47-5656253				ProHEALTH Care Associates of New Jersey LLP	NJ	NIA	Physician(s) Owned	Influence	0.000	UnitedHealth Group Incorporated	NO	1
		00000	11-3355604				ProHEALTH Care Associates, L.L.P.	NY	NIA	ProHEALTH Medical NY, P.C.	Ownership	51.000	UnitedHealth Group Incorporated	NO	1
		00000	47-1049961				ProHEALTH Medical Management, LLC	DE	NIA	Collaborative Care Holdings, LLC	Ownership	100.000	UnitedHealth Group Incorporated	NO	
		00000	47-1388406				ProHEALTH Medical NY, P.C.	NY	NIA	Physician(s) Owned	Influence	0.000	UnitedHealth Group Incorporated	NO	1
		00000	45-5470737				ProHealth Physicians ACO, LLC	CT	NIA	ProHealth Physicians, Inc.	Ownership	100.000	UnitedHealth Group Incorporated	NO	
		00000	06-1446075				ProHealth Physicians, Inc.	CT	NIA	Polo Holdco, LLC	Ownership	100.000	UnitedHealth Group Incorporated	NO	
		00000	06-1469068				ProHealth Physicians, P.C.	CT	NIA	Physician(s) Owned	Influence	0.000	UnitedHealth Group Incorporated	NO	1
		00000	32-0455430				ProHealth Proton Center Management, LLC	DE	NIA	ProHEALTH Medical Management, LLC	Ownership	100.000	UnitedHealth Group Incorporated	NO	
		00000	47-5661535				ProHEALTH Urgent Care Medicine of New Jersey LLP	NJ	NIA	Physician(s) Owned	Influence	0.000	UnitedHealth Group Incorporated	NO	1
		00000	46-1883579				ProHEALTH Urgent Care Medicine, PLLC	NY	NIA	ProHEALTH Care Associates, L.L.P.	Ownership	100.000	UnitedHealth Group Incorporated	NO	1
		00000					ProHealth/CareMount Dental Management, LLC	NY	NIA	CareMount Dental Member, LLC	Ownership	46.000	UnitedHealth Group Incorporated	NO	2
		00000					Promotora Country S.A.	COL	NIA	Banmédica S.A.	Ownership	50.000	UnitedHealth Group Incorporated	NO	
		00000	22-3493126				Pronounced Health Solutions, Inc.	DE	NIA	My Wellness Solutions, LLC	Ownership	100.000	UnitedHealth Group Incorporated	NO	
		00000	98-1444638				Prosemedic S.A.C.	PER	NIA	Pacífico S.A. Entidad Prestadora de Salud	Ownership	80.000	UnitedHealth Group Incorporated	NO	
		00000	87-3489454				Prospero Benefits Management, LLC	DE	NIA	Prospero Management Services, LLC	Ownership	100.000	UnitedHealth Group Incorporated	NO	
		00000	87-3494611				Prospero Care Management, LLC	DE	NIA	Prospero Management Services, LLC	Ownership	100.000	UnitedHealth Group Incorporated	NO	
		00000	85-0775386				Prospero Health Partners Florida, Inc.	FL	NIA	Physician(s) Owned	Influence	0.000	UnitedHealth Group Incorporated	NO	1
		00000	82-2400620				Prospero Health Partners New York, P.C.	NY	NIA	Physician(s) Owned	Influence	0.000	UnitedHealth Group Incorporated	NO	1
		00000	84-4569314				Prospero Health Partners North Carolina, P.C.	NC	NIA	Physician(s) Owned	Influence	0.000	UnitedHealth Group Incorporated	NO	1
		00000	84-3234753				Prospero Health Partners, P.C.	MN	NIA	Physician(s) Owned	Influence	0.000	UnitedHealth Group Incorporated	NO	1
		00000	83-4217561				Prospero Management Services, LLC	DE	NIA	Optum Growth Partners, LLC	Ownership	100.000	UnitedHealth Group Incorporated	NO	
		00000	84-3844362				Prospero Medical Services New Jersey, P.C.	NJ	NIA	Physician(s) Owned	Influence	0.000	UnitedHealth Group Incorporated	NO	1
		00000	87-2406404				Prospero Medical Services, P.A.	FL	NIA	Physician(s) Owned	Influence	0.000	UnitedHealth Group Incorporated	NO	1
		00000	82-3765555				Providence & SCA Off-Campus Holdings, LLC	DE	NIA	SCA-Portland, LLC	Ownership	40.000	UnitedHealth Group Incorporated	NO	2
		00000	82-3270499				Providence & SCA On-Campus Holdings, LLC	DE	NIA	SCA-Portland, LLC	Ownership	20.000	UnitedHealth Group Incorporated	NO	2
		00000	85-0921665				Psychiatry Services of New York, P.C.	NY	NIA	Physician(s) Owned	Influence	0.000	UnitedHealth Group Incorporated	NO	1

SCHEDULE Y

PART 1A - DETAIL OF INSURANCE HOLDING COMPANY SYSTEM

1	2	3	4	5	6	7	8	9	10	11	12	13	14	15	16
Group Code	Group Name	NAIC Company Code	ID Number	Federal RSSD	CIK	Name of Securities Exchange if Publicly Traded (U.S. or International)	Names of Parent, Subsidiaries Or Affiliates	Domiciliary Location	Relationship to Reporting Entity	Directly Controlled by (Name of Entity/Person)	Type of Control (Ownership, Board, Management, Attorney-in-Fact, Influence, Other)	If Control is Ownership Provide Percentage	Ultimate Controlling Entity(ies)/Person(s)	Is an SCA Filing Required? (Yes/No)	*
		00000	27-3409538				Psychiatry Specialists, S.C.	IL	NIA	Physician(s) Owned	Influence	0.000	UnitedHealth Group Incorporated	NO	1
		00000	16-1484552				Psychological Healthcare, PLLC	NY	NIA	Physician(s) Owned	Influence	0.000	UnitedHealth Group Incorporated	NO	1
		00000	46-3901920				QoL Acquisition Holdings Corp.	DE	NIA	Genoa Healthcare, Inc.	Ownership	100.000	UnitedHealth Group Incorporated	NO	
		00000	62-1804707				R Cubed, Inc.	TN	NIA	naviHealth SM Holdings, Inc.	Ownership	100.000	UnitedHealth Group Incorporated	NO	
		00000	35-2493256				Rally Health, Inc.	DE	NIA	Optum Digital Health Holdings, LLC	Ownership	100.000	UnitedHealth Group Incorporated	NO	
		00000	84-3345858				Rapidus Billing Services, LLC	NY	NIA	Crystal Run Transformation Services, LLC	Ownership	100.000	UnitedHealth Group Incorporated	NO	
		00000	80-0947972				Real Appeal, LLC	DE	NIA	RVO Health, LLC	Ownership	100.000	UnitedHealth Group Incorporated	NO	
		00000	26-3385035				Red Bud Home Care Services, LLC	DE	NIA	Illinois Home Care Holdings, LLC	Ownership	1.000	UnitedHealth Group Incorporated	NO	
		00000	26-3385035				Red Bud Home Care Services, LLC	DE	NIA	AFAM Holding Co, LLC	Ownership	99.000	UnitedHealth Group Incorporated	NO	
		00000	20-0785644				Red Oak Counseling, Ltd.	WI	NIA	Physician(s) Owned	Influence	0.000	UnitedHealth Group Incorporated	NO	1
		00000	81-0627339				Red River HomeCare, L.L.C.	TX	NIA	Texas Health Care Group, L.L.C.	Ownership	100.000	UnitedHealth Group Incorporated	NO	
		00000	94-3115625				Redlands Ambulatory Surgery Center	CA	NIA	Redlands-SCA Surgery Centers, Inc.	Ownership	54.000	UnitedHealth Group Incorporated	NO	
		00000	56-2627067				Redlands Family Practice Medical Group, Inc.	CA	NIA	Physician(s) Owned	Influence	0.000	UnitedHealth Group Incorporated	NO	1
		00000	94-3115627				Redlands-SCA Surgery Centers, Inc.	CA	NIA	SC Affiliates, LLC	Ownership	100.000	UnitedHealth Group Incorporated	NO	
		00000	82-3603285				Refresh Canopy Cove, Inc.	FL	NIA	Physician(s) Owned	Influence	0.000	UnitedHealth Group Incorporated	NO	1
		00000	84-2663780				Refresh Connecticut, PLLC	CT	NIA	Physician(s) Owned	Influence	0.000	UnitedHealth Group Incorporated	NO	1
		00000	83-4507157				Refresh Evolve, LLC	WI	NIA	Physician(s) Owned	Influence	0.000	UnitedHealth Group Incorporated	NO	1
		00000	82-5351068				Refresh In-Home Counseling LLC	IL	NIA	Physician(s) Owned	Influence	0.000	UnitedHealth Group Incorporated	NO	1
		00000	82-1945667				Refresh Intermediate Holdings, Inc.	DE	NIA	Refresh Parent Holdings, Inc.	Ownership	100.000	UnitedHealth Group Incorporated	NO	
		00000	83-3883510				Refresh Kentucky, LLC	KY	NIA	Refresh Mental Health, Inc.	Ownership	100.000	UnitedHealth Group Incorporated	NO	
		00000	47-4241017				Refresh Management, LLC	DE	NIA	Refresh Mental Health, Inc.	Ownership	100.000	UnitedHealth Group Incorporated	NO	
		00000	82-1945238				Refresh Mental Health, Inc.	DE	NIA	Refresh Intermediate Holdings, Inc.	Ownership	100.000	UnitedHealth Group Incorporated	NO	
		00000	83-0697837				Refresh New Jersey Psych Health LLC	NJ	NIA	Refresh Mental Health, Inc.	Ownership	100.000	UnitedHealth Group Incorporated	NO	
		00000	82-1945585				Refresh Parent Holdings, Inc.	DE	NIA	Restore OMH Holdings, Inc.	Ownership	100.000	UnitedHealth Group Incorporated	NO	
		00000	84-1756547				Refresh Pennsylvania, LLC	PA	NIA	Physician(s) Owned	Influence	0.000	UnitedHealth Group Incorporated	NO	1
		00000	20-5251393				Reliant Medical Group The Endoscopy Center, LLC	MA	NIA	Reliant Medical Group, Inc.	Ownership	100.000	UnitedHealth Group Incorporated	NO	1
		00000	04-2472266				Reliant Medical Group, Inc.	MA	NIA	Physician(s) Owned	Influence	0.000	UnitedHealth Group Incorporated	NO	1
		00000	82-3745100				Reliant MSO, LLC	DE	NIA	Collaborative Care Holdings, LLC	Ownership	100.000	UnitedHealth Group Incorporated	NO	
		00000	46-0558032				Research Surgical Center LLC	CO	NIA	PPH Holdings, LLC	Ownership	51.000	UnitedHealth Group Incorporated	NO	
		00000	86-2957267				Restore OMH Holdings, Inc.	DE	NIA	Restore OMH Intermediate Holdings, Inc.	Ownership	100.000	UnitedHealth Group Incorporated	NO	
		00000	86-2955057				Restore OMH Intermediate Holdings, Inc.	DE	NIA	OptumHealth Holdings, LLC	Ownership	100.000	UnitedHealth Group Incorporated	NO	
		00000	35-2508990				Rhode Island Health Care Group, LLC	RI	NIA	LHC Group, Inc.	Ownership	100.000	UnitedHealth Group Incorporated	NO	
		00000	33-0999953				RICBT, Inc.	RI	NIA	Physician(s) Owned	Influence	0.000	UnitedHealth Group Incorporated	NO	1
		00000	57-1204158				Richardson Medical Center HomeCare, L.L.C.	LA	NIA	Louisiana Health Care Group, L.L.C.	Ownership	67.000	UnitedHealth Group Incorporated	NO	
		00000	46-0758315				River Valley ASC, LLC	CT	NIA	SCA-River Valley, LLC	Ownership	59.957	UnitedHealth Group Incorporated	NO	2
		00000	26-0802303				River West Home Care, LLC	DE	NIA	Louisiana HomeCare of Plaquemine, LLC	Ownership	100.000	UnitedHealth Group Incorporated	NO	
		00000	46-0504059				Rivercrest Home Health Care, Inc.	TX	NIA	Texas Health Care Group, L.L.C.	Ownership	100.000	UnitedHealth Group Incorporated	NO	
		00000	33-0055097				Riverside Community Healthplan Medical Group, Inc.	CA	NIA	NAMM Medical Group Holdings, Inc.	Ownership	100.000	UnitedHealth Group Incorporated	NO	1
		00000	26-2780183				Riverside Corporate Wellness, LLC	WI	NIA	United HealthCare Services, Inc.	Ownership	50.000	UnitedHealth Group Incorporated	NO	
		00000	20-3420379				Riverside Electronic Healthcare Resources, Inc.	CA	NIA	Riverside Community Healthplan Medical Group, Inc.	Ownership	100.000	UnitedHealth Group Incorporated	NO	1
		00000	32-0500242				Riverside Medical Management, LLC	DE	NIA	ProHEALTH Medical Management, LLC	Ownership	100.000	UnitedHealth Group Incorporated	NO	
		00000	83-2735771				Riverside Surgical Center of Meadowlands, LLC	NJ	NIA	SCA-Riverside Partners, LLC	Ownership	78.500	UnitedHealth Group Incorporated	NO	
		00000	83-2722082				Riverside Surgical Center of Newark, LLC	NJ	NIA	SCA-Riverside Partners, LLC	Ownership	99.000	UnitedHealth Group Incorporated	NO	
		00000	83-2722082				Riverside Surgical Center of Newark, LLC	NJ	NIA	Endoscopy Center Affiliates, Inc.	Ownership	1.000	UnitedHealth Group Incorporated	NO	
		00000	41-2219637				Roane HomeCare, LLC	WV	NIA	West Virginia Health Care Group, LLC	Ownership	100.000	UnitedHealth Group Incorporated	NO	

SCHEDULE Y

PART 1A - DETAIL OF INSURANCE HOLDING COMPANY SYSTEM

1	2	3	4	5	6	7	8	9	10	11	12	13	14	15	16
Group Code	Group Name	NAIC Company Code	ID Number	Federal RSSD	CIK	Name of Securities Exchange if Publicly Traded (U.S. or International)	Names of Parent, Subsidiaries Or Affiliates	Domiciliary Location	Relationship to Reporting Entity	Directly Controlled by (Name of Entity/Person)	Type of Control (Ownership, Board, Management, Attorney-in-Fact, Influence, Other)	If Control is Ownership Provide Percentage	Ultimate Controlling Entity(ies)/Person(s)	Is an SCA Filing Required? (Yes/No)	*
		00000	04-3713185				Rockville Eye Surgery Center, LLC	MD	NIA	SCA Palisades Holdings, LLC	Ownership	53.715	UnitedHealth Group Incorporated	NO	
0707	UnitedHealth Group Incorporated	95482	84-0614905				Rocky Mountain Health Maintenance Organization, Incorporated	CO	IA	United HealthCare Services, Inc.	Ownership	100.000	UnitedHealth Group Incorporated	NO	
		00000	37-1832312				Rush Oak Brook Surgery Center, LLC	IL	NIA	SCA Rush Oak Brook Holdings, LLC	Ownership	10.000	UnitedHealth Group Incorporated	NO	2
		00000	88-1570490				RVO Health, LLC	DE	NIA	Solaris JV Holdings, Inc.	Ownership	17.173	UnitedHealth Group Incorporated	NO	
		00000	88-1570490				RVO Health, LLC	DE	NIA	United HealthCare Services, Inc.	Ownership	32.836	UnitedHealth Group Incorporated	NO	
		00000					RX Ricardo Campos Ltda.	BRA	NIA	Esho - Empresa de Serviços Hospitalares S.A.	Ownership	100.000	UnitedHealth Group Incorporated	NO	
		00000	31-1487353				S&B Health Care, LLC	OH	NIA	Black Stone Operations, LLC	Ownership	100.000	UnitedHealth Group Incorporated	NO	
		00000	77-0398259				Saad A. Shakir, M.D., Inc.	CA	NIA	Physician(s) Owned	Influence	0.000	UnitedHealth Group Incorporated	NO	1
		00000	83-0521940				Sacred Heart ASC, LLC	FL	NIA	SVHS-SCA Florida JV, LLC	Ownership	61.125	UnitedHealth Group Incorporated	NO	2
		00000	33-0571462				Saddleback Medical Group, Inc.	CA	NIA	MH Physician Three Holdco, a Medical Corporation	Ownership	100.000	UnitedHealth Group Incorporated	NO	1
		00000					Saden S.A.	CHL	NIA	Clínica Dávila y Servicios Médicos S.p.A.	Ownership	0.077	UnitedHealth Group Incorporated	NO	
		00000					Saden S.A.	CHL	NIA	Banmédica S.A.	Ownership	99.923	UnitedHealth Group Incorporated	NO	
		00000	27-1976968				Salem Home Care, LLC	OR	NIA	Oregon Health Care Group, LLC	Ownership	100.000	UnitedHealth Group Incorporated	NO	
		00000	85-2734753				Salem JV Holdings, LLC	DE	NIA	Surgicare of Salem, LLC	Ownership	51.000	UnitedHealth Group Incorporated	NO	
		00000	74-2462470				Salem Surgery Center, LLC	OR	NIA	Salem JV Holdings, LLC	Ownership	51.000	UnitedHealth Group Incorporated	NO	
		00000	45-2219585				Salveo Specialty Pharmacy, Inc.	DE	NIA	OptumRx Administrative Services, LLC	Ownership	100.000	UnitedHealth Group Incorporated	NO	
		00000	95-3088615				San Bernardino Medical Group, Inc.	CA	NIA	NAMM Medical Group Holdings, Inc.	Ownership	100.000	UnitedHealth Group Incorporated	NO	1
		00000	77-0322251				San Diego Endoscopy Center	CA	NIA	Endoscopy Center Affiliates, Inc.	Ownership	35.000	UnitedHealth Group Incorporated	NO	2
		00000	27-3787593				Sand Lake SurgiCenter, LLC	FL	NIA	SCA-Sand Lake, LLC	Ownership	51.455	UnitedHealth Group Incorporated	NO	
		00000	27-3787593				Sand Lake SurgiCenter, LLC	FL	NIA	SC Affiliates, LLC	Ownership	5.363	UnitedHealth Group Incorporated	NO	
		00000					Santa Helena Assistência Médica S.A.	BRA	NIA	Elual Participações S.A.	Ownership	11.145	UnitedHealth Group Incorporated	NO	
		00000					Santa Helena Assistência Médica S.A.	BRA	NIA	Amil Assistência Médica Internacional S.A.	Ownership	88.855	UnitedHealth Group Incorporated	NO	
		00000					Santos Administração e Participações S.A.	BRA	NIA	Amil Assistência Médica Internacional S.A.	Ownership	100.000	UnitedHealth Group Incorporated	NO	
		00000	84-1754732				Sanvello Behavioral Health Services, P.A.	DE	NIA	Physician(s) Owned	Influence	0.000	UnitedHealth Group Incorporated	NO	1
		00000	83-3057919				Sanvello Health Holdings, LLC	DE	NIA	OptumHealth Holdings, LLC	Ownership	100.000	UnitedHealth Group Incorporated	NO	
		00000	47-1920345				Sanvello Health Inc.	DE	NIA	Sanvello Health Holdings, LLC	Ownership	100.000	UnitedHealth Group Incorporated	NO	
		00000					Saris Counseling, LLC	WI	NIA	Refresh Evolve, LLC	Ownership	100.000	UnitedHealth Group Incorporated	NO	1
		00000	62-1149229				SC Affiliates, LLC	DE	NIA	Surgical Care Affiliates, LLC	Ownership	100.000	UnitedHealth Group Incorporated	NO	
		00000	88-4253145				SCA AHN JV Holdings II, LLC	DE	NIA	SC Affiliates, LLC	Ownership	51.000	UnitedHealth Group Incorporated	NO	
		00000	88-4253145				SCA AHN JV Holdings II, LLC	DE	NIA	American Health Network of Indiana, LLC	Ownership	49.000	UnitedHealth Group Incorporated	NO	
		00000	86-1452226				SCA AHN JV Holdings, LLC	DE	NIA	SCA ESSC Holdings, LLC	Ownership	51.000	UnitedHealth Group Incorporated	NO	
		00000	86-1452226				SCA AHN JV Holdings, LLC	DE	NIA	American Health Network of Indiana, LLC	Ownership	49.000	UnitedHealth Group Incorporated	NO	
		00000	92-0080881				SCA Alaska Surgery Center, Inc.	AK	NIA	SC Affiliates, LLC	Ownership	100.000	UnitedHealth Group Incorporated	NO	
		00000	47-5014406				SCA Austin Holdings, LLC	DE	NIA	SC Affiliates, LLC	Ownership	100.000	UnitedHealth Group Incorporated	NO	
		00000	47-5051685				SCA Austin Medical Center Holdings, LLC	DE	NIA	SCA Austin Holdings, LLC	Ownership	100.000	UnitedHealth Group Incorporated	NO	
		00000	87-2651443				SCA Aventura Holdings, LLC	DE	NIA	SC Affiliates, LLC	Ownership	96.078	UnitedHealth Group Incorporated	NO	
		00000	92-1266122				SCA Avon Holdings, LLC	DE	NIA	SC Affiliates, LLC	Ownership	100.000	UnitedHealth Group Incorporated	NO	
		00000	85-2723465				SCA Bloomfield Holdings, LLC	DE	NIA	SC Affiliates, LLC	Ownership	100.000	UnitedHealth Group Incorporated	NO	
		00000	45-4230864				SCA BOSC Holdings, LLC	DE	NIA	SunSurgery, LLC	Ownership	25.000	UnitedHealth Group Incorporated	NO	
		00000	45-4230864				SCA BOSC Holdings, LLC	DE	NIA	SC Affiliates, LLC	Ownership	25.000	UnitedHealth Group Incorporated	NO	
		00000	45-4230864				SCA BOSC Holdings, LLC	DE	NIA	Surgery Center Holding, LLC	Ownership	25.000	UnitedHealth Group Incorporated	NO	
		00000	45-4230864				SCA BOSC Holdings, LLC	DE	NIA	National Surgery Centers, LLC	Ownership	25.000	UnitedHealth Group Incorporated	NO	
		00000	47-5030792				SCA Cedar Park Holdings, LLC	DE	NIA	SCA Austin Holdings, LLC	Ownership	100.000	UnitedHealth Group Incorporated	NO	
		00000	84-4338108				SCA Clifton, LLC	DE	NIA	SC Affiliates, LLC	Ownership	100.000	UnitedHealth Group Incorporated	NO	
		00000	87-2738960				SCA Colorado Springs Holdings, LLC	DE	NIA	SC Affiliates, LLC	Ownership	100.000	UnitedHealth Group Incorporated	NO	

SCHEDULE Y

PART 1A - DETAIL OF INSURANCE HOLDING COMPANY SYSTEM

1 Group Code	2 Group Name	3 NAIC Company Code	4 ID Number	5 Federal RSSD	6 CIK	7 Name of Securities Exchange if Publicly Traded (U.S. or International)	8 Names of Parent, Subsidiaries Or Affiliates	9 Domiciliary Location	10 Relationship to Reporting Entity	11 Directly Controlled by (Name of Entity/Person)	12 Type of Control (Ownership, Board, Management, Attorney-in-Fact, Influence, Other)	13 If Control is Ownership Provide Percentage	14 Ultimate Controlling Entity(ies)/Person(s)	15 Is an SCA Filing Required? (Yes/No)	16 *
		00000	85-4043847				SCA Cottonwood Holdings, LLC	DE	NIA	SC Affiliates, LLC	Ownership	100.000	UnitedHealth Group Incorporated	NO	
		00000	04-3170801				SCA Danbury Surgical Center, LLC	DE	NIA	SunSurgery, LLC	Ownership	52.068	UnitedHealth Group Incorporated	NO	
		00000	85-2019401				SCA Denver Holdings, LLC	DE	NIA	SC Affiliates, LLC	Ownership	100.000	UnitedHealth Group Incorporated	NO	
		00000	62-1535981				SCA Development, LLC	DE	NIA	SC Affiliates, LLC	Ownership	100.000	UnitedHealth Group Incorporated	NO	
		00000	85-3450755				SCA Duluth Holdings, LLC	DE	NIA	SC Affiliates, LLC	Ownership	100.000	UnitedHealth Group Incorporated	NO	
		00000	86-1889923				SCA Duncanville Holdings, LLC	DE	NIA	SC Affiliates, LLC	Ownership	100.000	UnitedHealth Group Incorporated	NO	
		00000	86-1855507				SCA Duncanville MSO, LLC	TX	NIA	SCA Duncanville Holdings, LLC	Ownership	51.000	UnitedHealth Group Incorporated	NO	
		00000	88-3055298				SCA East Bay Holdings, LLC	DE	NIA	SC Affiliates, LLC	Ownership	100.000	UnitedHealth Group Incorporated	NO	
		00000					SCA eCode Solutions Private Limited	IND	NIA	eCode Solutions, LLC	Ownership	99.997	UnitedHealth Group Incorporated	NO	
		00000	92-1363019				SCA Englewood Health Holdings, LLC	DE	NIA	SC Affiliates, LLC	Ownership	100.000	UnitedHealth Group Incorporated	NO	
		00000	86-3781364				SCA Englewood Holdings, LLC	DE	NIA	SC Affiliates, LLC	Ownership	100.000	UnitedHealth Group Incorporated	NO	
		00000	86-1452517				SCA ESSC Holdings, LLC	DE	NIA	SC Affiliates, LLC	Ownership	100.000	UnitedHealth Group Incorporated	NO	
		00000	85-2064446				SCA Global One Holdings, LLC	DE	NIA	SC Affiliates, LLC	Ownership	100.000	UnitedHealth Group Incorporated	NO	
		00000	85-3472510				SCA Greenway Holdings, LLC	DE	NIA	SC Affiliates, LLC	Ownership	49.000	UnitedHealth Group Incorporated	NO	2
		00000	85-4003008				SCA Grove Creek Holdings, LLC	DE	NIA	SC Affiliates, LLC	Ownership	100.000	UnitedHealth Group Incorporated	NO	
		00000	88-3842578				SCA Guilford Holdings II, LLC	DE	NIA	SCA Guilford Holdings, LLC	Ownership	100.000	UnitedHealth Group Incorporated	NO	
		00000	85-2734387				SCA Guilford Holdings, LLC	DE	NIA	SC Affiliates, LLC	Ownership	100.000	UnitedHealth Group Incorporated	NO	
		00000	47-5064834				SCA Hays Holdings, LLC	DE	NIA	SCA Austin Holdings, LLC	Ownership	100.000	UnitedHealth Group Incorporated	NO	
		00000	88-2843226				SCA Health Anesthesia, LLC	DE	NIA	SC Affiliates, LLC	Ownership	100.000	UnitedHealth Group Incorporated	NO	
		00000	87-2408829				SCA Health Value Enterprise, LLC	DE	NIA	SC Affiliates, LLC	Ownership	100.000	UnitedHealth Group Incorporated	NO	
		00000	88-3477450				SCA Health, LLC	DE	NIA	SC Affiliates, LLC	Ownership	100.000	UnitedHealth Group Incorporated	NO	
		00000	83-2735871				SCA Heartland Holdings, LLC	DE	NIA	SC Affiliates, LLC	Ownership	100.000	UnitedHealth Group Incorporated	NO	
		00000	86-1735298				SCA High Point Holdings, LLC	DE	NIA	SC Affiliates, LLC	Ownership	100.000	UnitedHealth Group Incorporated	NO	
		00000	36-4869243				SCA HoldCo, Inc.	DE	NIA	Collaborative Care Holdings, LLC	Ownership	100.000	UnitedHealth Group Incorporated	NO	
		00000	27-1664837				SCA Holding Company, Inc.	DE	NIA	SCA Surgery Holdings, LLC	Ownership	100.000	UnitedHealth Group Incorporated	NO	
		00000	47-1256943				SCA Holdings, Inc.	CA	NIA	National Surgery Centers, LLC	Ownership	100.000	UnitedHealth Group Incorporated	NO	
		00000					SCA Houston Holdings, LLC	DE	NIA	SC Affiliates, LLC	Ownership	100.000	UnitedHealth Group Incorporated	NO	
		00000	92-0627856				SCA HRH Holdings, LLC	DE	NIA	SC Affiliates, LLC	Ownership	100.000	UnitedHealth Group Incorporated	NO	
		00000	45-4240475				SCA IEC Holdings, LLC	DE	NIA	SC Affiliates, LLC	Ownership	25.000	UnitedHealth Group Incorporated	NO	
		00000	45-4240475				SCA IEC Holdings, LLC	DE	NIA	SunSurgery, LLC	Ownership	25.000	UnitedHealth Group Incorporated	NO	
		00000	45-4240475				SCA IEC Holdings, LLC	DE	NIA	Surgery Center Holding, LLC	Ownership	25.000	UnitedHealth Group Incorporated	NO	
		00000	45-4240475				SCA IEC Holdings, LLC	DE	NIA	National Surgery Centers, LLC	Ownership	25.000	UnitedHealth Group Incorporated	NO	
		00000	45-2684108				SCA Indiana Holdings, LLC	DE	NIA	SC Affiliates, LLC	Ownership	25.000	UnitedHealth Group Incorporated	NO	
		00000	45-2684108				SCA Indiana Holdings, LLC	DE	NIA	SunSurgery, LLC	Ownership	25.000	UnitedHealth Group Incorporated	NO	
		00000	45-2684108				SCA Indiana Holdings, LLC	DE	NIA	Surgery Center Holding, LLC	Ownership	25.000	UnitedHealth Group Incorporated	NO	
		00000	45-2684108				SCA Indiana Holdings, LLC	DE	NIA	National Surgery Centers, LLC	Ownership	25.000	UnitedHealth Group Incorporated	NO	
		00000	92-0859684				SCA Louisville, LLC	DE	NIA	SC Affiliates, LLC	Ownership	100.000	UnitedHealth Group Incorporated	NO	
		00000	85-2044403				SCA Lutheran Holdings, LLC	DE	NIA	SC Affiliates, LLC	Ownership	100.000	UnitedHealth Group Incorporated	NO	
		00000	85-3425387				SCA Maple Grove Holdings, LLC	DE	NIA	SC Affiliates, LLC	Ownership	49.000	UnitedHealth Group Incorporated	NO	2
		00000	85-2302375				SCA Mohawk Holdings, LLC	DE	NIA	SC Affiliates, LLC	Ownership	100.000	UnitedHealth Group Incorporated	NO	
		00000	87-3300578				SCA Murrells Inlet, LLC	DE	NIA	SC Affiliates, LLC	Ownership	100.000	UnitedHealth Group Incorporated	NO	
		00000	85-4043674				SCA Northern Utah Holdings, LLC	DE	NIA	SC Affiliates, LLC	Ownership	100.000	UnitedHealth Group Incorporated	NO	
		00000	85-2527319				SCA Northwest Holdings, LLC	DE	NIA	SC Affiliates, LLC	Ownership	100.000	UnitedHealth Group Incorporated	NO	
		00000	85-2065454				SCA Outside New Jersey, LLC	DE	NIA	SC Affiliates, LLC	Ownership	100.000	UnitedHealth Group Incorporated	NO	
		00000	27-1707364				SCA Pacific Holdings, Inc.	CA	NIA	SC Affiliates, LLC	Ownership	100.000	UnitedHealth Group Incorporated	NO	
		00000	87-2926385				SCA Pacific Surgery Holdings, LLC	DE	NIA	SC Affiliates, LLC	Ownership	100.000	UnitedHealth Group Incorporated	NO	
		00000	85-1370857				SCA Palisades Holdings, LLC	DE	NIA	SC Affiliates, LLC	Ownership	100.000	UnitedHealth Group Incorporated	NO	
		00000	46-1686425				SCA Pennsylvania Holdings, LLC	DE	NIA	Surgery Center Holding, LLC	Ownership	100.000	UnitedHealth Group Incorporated	NO	
		00000	92-3092899				SCA Pinehurst Holdings, LLC	DE	NIA	SC Affiliates, LLC	Ownership	100.000	UnitedHealth Group Incorporated	NO	

SCHEDULE Y

PART 1A - DETAIL OF INSURANCE HOLDING COMPANY SYSTEM

1 Group Code	2 Group Name	3 NAIC Company Code	4 ID Number	5 Federal RSSD	6 CIK	7 Name of Securities Exchange if Publicly Traded (U.S. or International)	8 Names of Parent, Subsidiaries Or Affiliates	9 Domiciliary Location	10 Relationship to Reporting Entity	11 Directly Controlled by (Name of Entity/Person)	12 Type of Control (Ownership, Board, Management, Attorney-in-Fact, Influence, Other)	13 If Control is Ownership Provide Percentage	14 Ultimate Controlling Entity(ies)/Person(s)	15 Is an SCA Filing Required? (Yes/No)	16 *
		00000	85-0817999				SCA Pinnacle Holdings, LLC	DE	NIA	SC Affiliates, LLC	Ownership	100.000	UnitedHealth Group Incorporated	NO	
		00000	72-1386840				SCA Premier Surgery Center of Louisville, LLC	DE	NIA	SC Affiliates, LLC	Ownership	100.000	UnitedHealth Group Incorporated	NO	
		00000					SCA Providence Holdings, LLC	DE	NIA	SC Affiliates, LLC	Ownership	100.000	UnitedHealth Group Incorporated	NO	
		00000	81-5211225				SCA Rockledge JV, LLC	DE	NIA	SCA-Merritt, LLC	Ownership	91.874	UnitedHealth Group Incorporated	NO	
		00000	81-5211225				SCA Rockledge JV, LLC	DE	NIA	Endoscopy Center Affiliates, Inc.	Ownership	1.000	UnitedHealth Group Incorporated	NO	
		00000	45-4252645				SCA ROCS Holdings, LLC	DE	NIA	SC Affiliates, LLC	Ownership	25.000	UnitedHealth Group Incorporated	NO	
		00000	45-4252645				SCA ROCS Holdings, LLC	DE	NIA	SunSurgery, LLC	Ownership	25.000	UnitedHealth Group Incorporated	NO	
		00000	45-4252645				SCA ROCS Holdings, LLC	DE	NIA	Surgery Center Holding, LLC	Ownership	25.000	UnitedHealth Group Incorporated	NO	
		00000	45-4252645				SCA ROCS Holdings, LLC	DE	NIA	National Surgery Centers, LLC	Ownership	25.000	UnitedHealth Group Incorporated	NO	
		00000	87-4302841				SCA Rush Oak Brook Holdings, LLC	DE	NIA	SC Affiliates, LLC	Ownership	100.000	UnitedHealth Group Incorporated	NO	
		00000	84-3689385				SCA Sage Medical MSO, LLC	DE	NIA	SCA Sage Medical, LLC	Ownership	26.000	UnitedHealth Group Incorporated	NO	2
		00000	84-3673924				SCA Sage Medical, LLC	DE	NIA	SC Affiliates, LLC	Ownership	100.000	UnitedHealth Group Incorporated	NO	
		00000	85-2811475				SCA San Diego Holdings, LLC	DE	NIA	SCA-San Diego, Inc.	Ownership	100.000	UnitedHealth Group Incorporated	NO	
		00000	85-2235871				SCA Skyway Holdings, LLC	DE	NIA	SC Affiliates, LLC	Ownership	100.000	UnitedHealth Group Incorporated	NO	
		00000	85-4002809				SCA South Ogden Holdings, LLC	DE	NIA	SC Affiliates, LLC	Ownership	100.000	UnitedHealth Group Incorporated	NO	
		00000	88-1497980				SCA Southwest Fort Wayne Holdings, LLC	DE	NIA	SunSurgery, LLC	Ownership	25.000	UnitedHealth Group Incorporated	NO	
		00000	88-1497980				SCA Southwest Fort Wayne Holdings, LLC	DE	NIA	Surgery Center Holding, LLC	Ownership	25.000	UnitedHealth Group Incorporated	NO	
		00000	88-1497980				SCA Southwest Fort Wayne Holdings, LLC	DE	NIA	National Surgery Centers, LLC	Ownership	25.000	UnitedHealth Group Incorporated	NO	
		00000	88-1497980				SCA Southwest Fort Wayne Holdings, LLC	DE	NIA	SC Affiliates, LLC	Ownership	25.000	UnitedHealth Group Incorporated	NO	
		00000	47-4928368				SCA Southwestern PA, LLC	DE	NIA	SC Affiliates, LLC	Ownership	100.000	UnitedHealth Group Incorporated	NO	
		00000	47-3165040				SCA Specialists of Florida, LLC	DE	NIA	SCA Surgery Holdings, LLC	Ownership	100.000	UnitedHealth Group Incorporated	NO	
		00000	85-2786147				SCA Specialty Holdings of Connecticut, LLC	DE	NIA	SC Affiliates, LLC	Ownership	100.000	UnitedHealth Group Incorporated	NO	
		00000	45-4266502				SCA SSSC Holdings, LLC	DE	NIA	Surgery Center Holding, LLC	Ownership	25.000	UnitedHealth Group Incorporated	NO	
		00000	45-4266502				SCA SSSC Holdings, LLC	DE	NIA	National Surgery Centers, LLC	Ownership	25.000	UnitedHealth Group Incorporated	NO	
		00000	45-4266502				SCA SSSC Holdings, LLC	DE	NIA	SC Affiliates, LLC	Ownership	25.000	UnitedHealth Group Incorporated	NO	
		00000	45-4266502				SCA SSSC Holdings, LLC	DE	NIA	SunSurgery, LLC	Ownership	25.000	UnitedHealth Group Incorporated	NO	
		00000	47-5038680				SCA Stonegate Holdings, LLC	DE	NIA	SCA Austin Holdings, LLC	Ownership	100.000	UnitedHealth Group Incorporated	NO	
		00000	26-2602268				SCA Surgery Holdings, LLC	DE	NIA	Surgical Care Affiliates, LLC	Ownership	100.000	UnitedHealth Group Incorporated	NO	
		00000	75-2501088				SCA Surgicare of Laguna Hills, LLC	DE	NIA	Surgery Center Holding, LLC	Ownership	100.000	UnitedHealth Group Incorporated	NO	
		00000	92-1306353				SCA Total Holdings, LLC	DE	NIA	SC Affiliates, LLC	Ownership	100.000	UnitedHealth Group Incorporated	NO	
		00000	85-3263993				SCA West Health Holdings, LLC	DE	NIA	SC Affiliates, LLC	Ownership	100.000	UnitedHealth Group Incorporated	NO	
		00000	85-4150186				SCA Westgreen Holdings, LLC	DE	NIA	SC Affiliates, LLC	Ownership	68.628	UnitedHealth Group Incorporated	NO	
		00000	85-3491574				SCA Woodbury Holdings, LLC	DE	NIA	SC Affiliates, LLC	Ownership	49.000	UnitedHealth Group Incorporated	NO	2
		00000	74-2555097				SCA-Albuquerque Surgery Properties, Inc.	NM	NIA	SC Affiliates, LLC	Ownership	100.000	UnitedHealth Group Incorporated	NO	
		00000	47-1807383				SCA-Alliance, LLC	DE	NIA	SCA Surgery Holdings, LLC	Ownership	31.370	UnitedHealth Group Incorporated	NO	2
		00000	82-4763869				SCA-Anne Arundel, LLC	DE	NIA	SC Affiliates, LLC	Ownership	100.000	UnitedHealth Group Incorporated	NO	
		00000	83-2703057				SCA-AppleCare Partners, LLC	DE	NIA	SCA-Downey, LLC	Ownership	73.684	UnitedHealth Group Incorporated	NO	
		00000	82-3857984				SCA-Bethesda, LLC	DE	NIA	SC Affiliates, LLC	Ownership	52.254	UnitedHealth Group Incorporated	NO	
		00000	62-1530120				SCA-Blue Ridge, LLC	DE	NIA	SC Affiliates, LLC	Ownership	100.000	UnitedHealth Group Incorporated	NO	
		00000	83-1529292				SCA-Bonita Springs, LLC	DE	NIA	SC Affiliates, LLC	Ownership	83.333	UnitedHealth Group Incorporated	NO	
		00000	93-2557351				SCA-Boynton Beach, LLC	DE	NIA	SC Affiliates, LLC	Ownership	100.000	UnitedHealth Group Incorporated	NO	
		00000	82-1980137				SCA-Brandon, LLC	DE	NIA	SC Affiliates, LLC	Ownership	100.000	UnitedHealth Group Incorporated	NO	
		00000	88-4163925				SCA-Carlsbad Holdings, LLC	DE	NIA	SC Affiliates, LLC	Ownership	100.000	UnitedHealth Group Incorporated	NO	
		00000	83-1094012				SCA-Castle Rock, LLC	DE	NIA	SC Affiliates, LLC	Ownership	68.736	UnitedHealth Group Incorporated	NO	
		00000	47-1535510				SCA-Central Florida, LLC	DE	NIA	SC Affiliates, LLC	Ownership	31.370	UnitedHealth Group Incorporated	NO	2
		00000	58-1709758				SCA-Charleston, LLC	DE	NIA	SCA Surgery Holdings, LLC	Ownership	100.000	UnitedHealth Group Incorporated	NO	
		00000	82-4511713				SCA-Chatham, LLC	DE	NIA	SC Affiliates, LLC	Ownership	100.000	UnitedHealth Group Incorporated	NO	
		00000	81-3301058				SCA-Chevy Chase, LLC	DE	NIA	SC Affiliates, LLC	Ownership	100.000	UnitedHealth Group Incorporated	NO	

SCHEDULE Y

PART 1A - DETAIL OF INSURANCE HOLDING COMPANY SYSTEM

1 Group Code	2 Group Name	3 NAIC Company Code	4 ID Number	5 Federal RSSD	6 CIK	7 Name of Securities Exchange if Publicly Traded (U.S. or International)	8 Names of Parent, Subsidiaries Or Affiliates	9 Domiciliary Location	10 Relationship to Reporting Entity	11 Directly Controlled by (Name of Entity/Person)	12 Type of Control (Ownership, Board, Management, Attorney-in-Fact, Influence, Other)	13 If Control is Ownership Provide Percentage	14 Ultimate Controlling Entity(ies)/Person(s)	15 Is an SCA Filing Required? (Yes/No)	16 *
		00000	62-1516306				SCA-Citrus, LLC	TN	NIA	SC Affiliates, LLC	Ownership	100.000	UnitedHealth Group Incorporated	NO	
		00000	83-1541326				SCA-Colonial Partners, LLC	DE	NIA	SCA-Ft. Myers, LLC	Ownership	69.698	UnitedHealth Group Incorporated	NO	
		00000	93-1047471				SCA-Colorado Springs, LLC	DE	NIA	SC Affiliates, LLC	Ownership	100.000	UnitedHealth Group Incorporated	NO	
		00000	83-1585952				SCA-Connecticut Partners, LLC	DE	NIA	SunSurgery, LLC	Ownership	29.410	UnitedHealth Group Incorporated	NO	2
		00000	47-4028383				SCA-Davenport, LLC	DE	NIA	SC Affiliates, LLC	Ownership	100.000	UnitedHealth Group Incorporated	NO	
		00000	84-2003112				SCA-Denver Physicians Holdings, LLC	DE	NIA	SCA-Denver, LLC	Ownership	51.000	UnitedHealth Group Incorporated	NO	
		00000	84-2997638				SCA-Denver, LLC	DE	NIA	SC Affiliates, LLC	Ownership	100.000	UnitedHealth Group Incorporated	NO	
		00000	82-1470227				SCA-Derry, LLC	DE	NIA	SC Affiliates, LLC	Ownership	78.873	UnitedHealth Group Incorporated	NO	
		00000	81-3734814				SCA-Doral, LLC	DE	NIA	SC Affiliates, LLC	Ownership	90.037	UnitedHealth Group Incorporated	NO	
		00000	83-3055579				SCA-Downey, LLC	DE	NIA	SC Affiliates, LLC	Ownership	100.000	UnitedHealth Group Incorporated	NO	
		00000	83-1093886				SCA-Dry Creek, LLC	DE	NIA	SC Affiliates, LLC	Ownership	100.000	UnitedHealth Group Incorporated	NO	
		00000	81-1594261				SCA-Dublin, LLC	DE	NIA	SC Affiliates, LLC	Ownership	100.000	UnitedHealth Group Incorporated	NO	
		00000	81-3301305				SCA-Encinitas, Inc.	DE	NIA	Surgical Health, LLC	Ownership	100.000	UnitedHealth Group Incorporated	NO	
		00000	62-1541235				SCA-Eugene, LLC	TN	NIA	SC Affiliates, LLC	Ownership	100.000	UnitedHealth Group Incorporated	NO	
		00000	83-2805878				SCA-First Coast, LLC	DE	NIA	SC Affiliates, LLC	Ownership	100.000	UnitedHealth Group Incorporated	NO	
		00000	62-1551099				SCA-Florence, LLC	DE	NIA	SC Affiliates, LLC	Ownership	100.000	UnitedHealth Group Incorporated	NO	
		00000	93-1067967				SCA-Fort Collins, Inc.	CO	NIA	SC Affiliates, LLC	Ownership	100.000	UnitedHealth Group Incorporated	NO	
		00000	62-1502719				SCA-Fort Walton, Inc.	TN	NIA	SC Affiliates, LLC	Ownership	100.000	UnitedHealth Group Incorporated	NO	
		00000	47-3641516				SCA-Franklin, LLC	DE	NIA	SC Affiliates, LLC	Ownership	100.000	UnitedHealth Group Incorporated	NO	
		00000	81-2727879				SCA-Frederick, LLC	DE	NIA	SC Affiliates, LLC	Ownership	100.000	UnitedHealth Group Incorporated	NO	
		00000	82-3535257				SCA-Freeway Holdings, LLC	DE	NIA	SC Affiliates, LLC	Ownership	100.000	UnitedHealth Group Incorporated	NO	
		00000	36-4907566				SCA-Ft. Myers, LLC	DE	NIA	SC Affiliates, LLC	Ownership	100.000	UnitedHealth Group Incorporated	NO	
		00000	62-1547690				SCA-Gainesville, LLC	DE	NIA	SC Affiliates, LLC	Ownership	100.000	UnitedHealth Group Incorporated	NO	
		00000	81-1956407				SCA-Gladiolus, LLC	DE	NIA	SC Affiliates, LLC	Ownership	95.371	UnitedHealth Group Incorporated	NO	
		00000	83-4156034				SCA-Glenwood Holdings, LLC	DE	NIA	Glenwood-SC, Inc.	Ownership	78.724	UnitedHealth Group Incorporated	NO	
		00000	82-1438326				SCA-Grants Pass, LLC	DE	NIA	SC Affiliates, LLC	Ownership	100.000	UnitedHealth Group Incorporated	NO	
		00000	81-2376695				SCA-Grove Place, LLC	DE	NIA	SC Affiliates, LLC	Ownership	57.087	UnitedHealth Group Incorporated	NO	
		00000	47-3466283				SCA-Hagerstown, LLC	DE	NIA	SC Affiliates, LLC	Ownership	100.000	UnitedHealth Group Incorporated	NO	
		00000	47-5229514				SCA-Hilton Head, LLC	DE	NIA	SC Affiliates, LLC	Ownership	100.000	UnitedHealth Group Incorporated	NO	
		00000	81-3445356				SCA-Houston Executive, LLC	DE	NIA	SC Affiliates, LLC	Ownership	100.000	UnitedHealth Group Incorporated	NO	
		00000	81-1666861				SCA-Illinois, LLC	DE	NIA	SCA Surgery Holdings, LLC	Ownership	100.000	UnitedHealth Group Incorporated	NO	
		00000	92-2191980				SCA-Imperial Point Holdings, LLC	DE	NIA	SC Affiliates, LLC	Ownership	100.000	UnitedHealth Group Incorporated	NO	
		00000	47-3930052				SCA-IT Holdings, LLC	DE	NIA	SC Affiliates, LLC	Ownership	100.000	UnitedHealth Group Incorporated	NO	
		00000	83-3090526				SCA-JPM Holdings, LLC	DE	NIA	SC Affiliates, LLC	Ownership	100.000	UnitedHealth Group Incorporated	NO	
		00000	83-1102109				SCA-Kissing Camels Holdings, LLC	DE	NIA	SCA Surgery Holdings, LLC	Ownership	100.000	UnitedHealth Group Incorporated	NO	
		00000	92-3942580				SCA-LPSC Holdings, LLC	DE	NIA	SC Affiliates, LLC	Ownership	100.000	UnitedHealth Group Incorporated	NO	
		00000	81-4292506				SCA-Main Street, LLC	DE	NIA	SC Affiliates, LLC	Ownership	29.575	UnitedHealth Group Incorporated	NO	2
		00000	47-1751165				SCA-Marina del Rey, LLC	CA	NIA	SC Affiliates, LLC	Ownership	100.000	UnitedHealth Group Incorporated	NO	
		00000	81-1367813				SCA-MC VBP, Inc.	DE	NIA	SC Affiliates, LLC	Ownership	100.000	UnitedHealth Group Incorporated	NO	
		00000	62-1184188				SCA-Mecklenburg Development Corp.	NC	NIA	SC Affiliates, LLC	Ownership	100.000	UnitedHealth Group Incorporated	NO	
		00000	81-4616104				SCA-Memorial City, LLC	DE	NIA	SC Affiliates, LLC	Ownership	100.000	UnitedHealth Group Incorporated	NO	
		00000	83-3709010				SCA-Memorial, LLC	DE	NIA	SC Affiliates, LLC	Ownership	100.000	UnitedHealth Group Incorporated	NO	
		00000	81-1771410				SCA-Merritt, LLC	DE	NIA	SC Affiliates, LLC	Ownership	100.000	UnitedHealth Group Incorporated	NO	
		00000	82-2455773				SCA-Midlands, LLC	DE	NIA	SC Affiliates, LLC	Ownership	100.000	UnitedHealth Group Incorporated	NO	
		00000	81-2976543				SCA-Midway Management, LLC	IL	NIA	SC Affiliates, LLC	Ownership	100.000	UnitedHealth Group Incorporated	NO	
		00000	80-0070617				SCA-Mobile, LLC	DE	NIA	SC Affiliates, LLC	Ownership	100.000	UnitedHealth Group Incorporated	NO	
		00000	81-1065674				SCA-Mokena, LLC	DE	NIA	SC Affiliates, LLC	Ownership	100.000	UnitedHealth Group Incorporated	NO	
		00000					SCA-Morris Avenue, LLC	DE	NIA	SC Affiliates, LLC	Ownership	100.000	UnitedHealth Group Incorporated	NO	
		00000	84-4936803				SCA-Morris County, LLC	DE	NIA	SC Affiliates, LLC	Ownership	100.000	UnitedHealth Group Incorporated	NO	

SCHEDULE Y

PART 1A - DETAIL OF INSURANCE HOLDING COMPANY SYSTEM

1	2	3	4	5	6	7	8	9	10	11	12	13	14	15	16
Group Code	Group Name	NAIC Company Code	ID Number	Federal RSSD	CIK	Name of Securities Exchange if Publicly Traded (U.S. or International)	Names of Parent, Subsidiaries Or Affiliates	Domiciliary Location	Relationship to Reporting Entity	Directly Controlled by (Name of Entity/Person)	Type of Control (Ownership, Board, Management, Attorney-in-Fact, Influence, Other)	If Control is Ownership Provide Percentage	Ultimate Controlling Entity(ies)/Person(s)	Is an SCA Filing Required? (Yes/No)	*
		00000	62-1506655				SCA-Mt. Pleasant, LLC	DE	NIA	SC Affiliates, LLC	Ownership	100.000	UnitedHealth Group Incorporated	NO	
		00000	81-2850365				SCA-Naperville, LLC	DE	NIA	SC Affiliates, LLC	Ownership	100.000	UnitedHealth Group Incorporated	NO	
		00000	82-3002171				SCA-Naples, LLC	DE	NIA	SC Affiliates, LLC	Ownership	99.020	UnitedHealth Group Incorporated	NO	
		00000	47-4418919				SCA-New Jersey, LLC	DE	NIA	SC Affiliates, LLC	Ownership	100.000	UnitedHealth Group Incorporated	NO	
		00000	47-1760663				SCA-Newport Beach, LLC	CA	NIA	SC Affiliates, LLC	Ownership	100.000	UnitedHealth Group Incorporated	NO	
		00000	81-3445510				SCA-Palm Beach MSO Holdings, LLC	DE	NIA	SunSurgery, LLC	Ownership	100.000	UnitedHealth Group Incorporated	NO	
		00000	82-3050836				SCA-Palm Beach, LLC	DE	NIA	SC Affiliates, LLC	Ownership	100.000	UnitedHealth Group Incorporated	NO	
		00000	84-3367495				SCA-Panama City Holdings, LLC	DE	NIA	SC Affiliates, LLC	Ownership	100.000	UnitedHealth Group Incorporated	NO	
		00000	62-1538850				SCA-Paoli, LLC	DE	NIA	SC Affiliates, LLC	Ownership	100.000	UnitedHealth Group Incorporated	NO	
		00000	47-1620189				SCA-Pocono, LLC	DE	NIA	SC Affiliates, LLC	Ownership	100.000	UnitedHealth Group Incorporated	NO	
		00000	81-4139195				SCA-Portland, LLC	DE	NIA	SC Affiliates, LLC	Ownership	100.000	UnitedHealth Group Incorporated	NO	
		00000	83-4121074				SCA-Practice Partners Holdings, LLC	DE	NIA	SC Affiliates, LLC	Ownership	100.000	UnitedHealth Group Incorporated	NO	
		00000	93-1466868				SCA-Pro Holdings, LLC	DE	NIA	SC Affiliates, LLC	Ownership	100.000	UnitedHealth Group Incorporated	NO	
		00000	81-4304317				SCA-River Valley, LLC	DE	NIA	SC Affiliates, LLC	Ownership	29.410	UnitedHealth Group Incorporated	NO	2
		00000	83-2111732				SCA-Riverside Partners, LLC	DE	NIA	SCA-Riverside, LLC	Ownership	51.000	UnitedHealth Group Incorporated	NO	
		00000	83-2721919				SCA-Riverside, LLC	DE	NIA	SC Affiliates, LLC	Ownership	100.000	UnitedHealth Group Incorporated	NO	
		00000	47-1647512				SCA-Rockville, LLC	DE	NIA	SC Affiliates, LLC	Ownership	100.000	UnitedHealth Group Incorporated	NO	
		00000	85-0563422				SCA-Sacred Heart Holdings, LLC	DE	NIA	SC Affiliates, LLC	Ownership	100.000	UnitedHealth Group Incorporated	NO	
		00000	81-2963561				SCA-San Diego, Inc.	DE	NIA	Surgical Health, LLC	Ownership	100.000	UnitedHealth Group Incorporated	NO	
		00000	94-3138088				SCA-San Luis Obispo, LLC	DE	NIA	SC Affiliates, LLC	Ownership	100.000	UnitedHealth Group Incorporated	NO	
		00000	47-1685878				SCA-Sand Lake, LLC	DE	NIA	SC Affiliates, LLC	Ownership	83.481	UnitedHealth Group Incorporated	NO	
		00000	88-0185362				SCA-Santa Rosa, Inc.	NV	NIA	SC Affiliates, LLC	Ownership	100.000	UnitedHealth Group Incorporated	NO	
		00000	92-1630156				SCA-Seattle, LLC	DE	NIA	SC Affiliates, LLC	Ownership	100.000	UnitedHealth Group Incorporated	NO	
		00000	81-3300613				SCA-Somerset, LLC	DE	NIA	SCA Surgery Holdings, LLC	Ownership	100.000	UnitedHealth Group Incorporated	NO	
		00000	22-3117714				SCA-South Jersey, LLC	DE	NIA	Virtua-SCA Holdings, LLC	Ownership	100.000	UnitedHealth Group Incorporated	NO	2
		00000	47-2676325				SCA-Sparta, LLC	DE	NIA	SC Affiliates, LLC	Ownership	100.000	UnitedHealth Group Incorporated	NO	
		00000	82-4499088				SCA-Spartanburg Holdings, LLC	DE	NIA	SC Affiliates, LLC	Ownership	100.000	UnitedHealth Group Incorporated	NO	
		00000	88-1844951				SCA-St. Cloud Holdings, LLC	DE	NIA	SC Affiliates, LLC	Ownership	100.000	UnitedHealth Group Incorporated	NO	
		00000	84-4677051				SCA-St. Louis Holdings, LLC	DE	NIA	SC Affiliates, LLC	Ownership	100.000	UnitedHealth Group Incorporated	NO	
		00000	47-4106989				SCA-St. Louis, LLC	DE	NIA	Surgical Health, LLC	Ownership	100.000	UnitedHealth Group Incorporated	NO	
		00000	82-3270591				SCA-St. Lucie, LLC	DE	NIA	SC Affiliates, LLC	Ownership	100.000	UnitedHealth Group Incorporated	NO	
		00000	81-4371453				SCA-Surgicare, LLC	DE	NIA	SC Affiliates, LLC	Ownership	100.000	UnitedHealth Group Incorporated	NO	
		00000	82-1987225				SCA-Verta, LLC	DE	NIA	SC Affiliates, LLC	Ownership	100.000	UnitedHealth Group Incorporated	NO	
		00000	85-1998338				SCA-VLR Holdings Company, LLC	DE	NIA	SCA Denver Holdings, LLC	Ownership	51.000	UnitedHealth Group Incorporated	NO	
		00000	82-2294882				SCA-Wake Forest, LLC	DE	NIA	SC Affiliates, LLC	Ownership	100.000	UnitedHealth Group Incorporated	NO	
		00000	82-1449412				SCA-Western Connecticut, LLC	DE	NIA	SC Affiliates, LLC	Ownership	67.000	UnitedHealth Group Incorporated	NO	
		00000	82-3689825				SCA-Westover Hills, LLC	DE	NIA	SC Affiliates, LLC	Ownership	100.000	UnitedHealth Group Incorporated	NO	
		00000	81-1159878				SCA-Winchester, LLC	DE	NIA	SC Affiliates, LLC	Ownership	100.000	UnitedHealth Group Incorporated	NO	
		00000	93-1768010				SCA-Winston-Salem, LLC	DE	NIA	SC Affiliates, LLC	Ownership	100.000	UnitedHealth Group Incorporated	NO	
		00000	62-1525777				SCA-Winter Park, Inc.	TN	NIA	SC Affiliates, LLC	Ownership	100.000	UnitedHealth Group Incorporated	NO	
		00000	82-3528300				SCA-Woodlands Holdings, LLC	DE	NIA	SC Affiliates, LLC	Ownership	100.000	UnitedHealth Group Incorporated	NO	
		00000	81-4905342				SCAI Holdings, LLC	DE	NIA	SCA HoldCo, Inc.	Ownership	100.000	UnitedHealth Group Incorporated	NO	
		00000					Scanner Centromed S.A.	CHL	NIA	Administradora Médica Centromed S.A.	Ownership	85.000	UnitedHealth Group Incorporated	NO	
		00000	85-2316290				SCLHS-SCA Holdings, LLC	DE	NIA	SCA Lutheran Holdings, LLC	Ownership	51.000	UnitedHealth Group Incorporated	NO	
		00000	27-2635371				SCP Specialty Infusion, LLC	DE	NIA	Optum Infusion Services 500, Inc.	Ownership	100.000	UnitedHealth Group Incorporated	NO	
		00000	38-3857848				Scranton Quincy Home Care Services, LLC	DE	NIA	AF-CH-HH, LLC	Ownership	100.000	UnitedHealth Group Incorporated	NO	
		00000	22-3660141				Seashore Surgical Institute, L.L.C.	NJ	NIA	Virtua-SCA Holdings, LLC	Ownership	51.000	UnitedHealth Group Incorporated	NO	2
		00000	46-3238571				Seattle Psychology, P.L.L.C.	WA	NIA	Physician(s) Owned	Influence	0.000	UnitedHealth Group Incorporated	NO	1
		00000	46-3038066				SecureMD Management, LLC	CO	NIA	Physicians Endoscopy, L.L.C.	Ownership	100.000	UnitedHealth Group Incorporated	NO	

SCHEDULE Y

PART 1A - DETAIL OF INSURANCE HOLDING COMPANY SYSTEM

1 Group Code	2 Group Name	3 NAIC Company Code	4 ID Number	5 Federal RSSD	6 CIK	7 Name of Securities Exchange if Publicly Traded (U.S. or International)	8 Names of Parent, Subsidiaries Or Affiliates	9 Domiciliary Location	10 Relationship to Reporting Entity	11 Directly Controlled by (Name of Entity/Person)	12 Type of Control (Ownership, Board, Management, Attorney-in-Fact, Influence, Other)	13 If Control is Ownership Provide Percentage	14 Ultimate Controlling Entity(ies)/Person(s)	15 Is an SCA Filing Required? (Yes/No)	16 *
		00000	46-3057015				SecureMD Professionals - California, PC	CA	NIA	Physician(s) Owned	Influence	0.000	UnitedHealth Group Incorporated	NO	1
		00000	98-1202716				Seisa Serviços Integrados de Saúde Ltda.	BRA	NIA	Cemed Care - Empresa de Atendimento Clínico Geral Ltda.	Ownership	0.000	UnitedHealth Group Incorporated	NO	
		00000	98-1202716				Seisa Serviços Integrados de Saúde Ltda.	BRA	NIA	Amil Assistência Médica Internacional S.A.	Ownership	100.000	UnitedHealth Group Incorporated	NO	
		00000	86-0739432				Senior Benefits, L.L.C.	AZ	NIA	USHEALTH Advisors, LLC	Ownership	100.000	UnitedHealth Group Incorporated	NO	
		00000	88-1691956				Senior Care Network of Connecticut, LLC	DE	NIA	Optum Care Networks, Inc.	Ownership	51.000	UnitedHealth Group Incorporated	NO	
		00000	45-3802527				Serenity Family and Psychological Counseling Center, P.C.	CA	NIA	Physician(s) Owned	Influence	0.000	UnitedHealth Group Incorporated	NO	1
		00000	27-1533951				Serquinox Holdings LLC	DE	NIA	Optum Infusion Services 500, Inc.	Ownership	100.000	UnitedHealth Group Incorporated	NO	
		00000					Servicios de Entrenamiento en Competencias Clínicas SpA	CHL	NIA	Sociedad de Inversiones Santa María SpA	Ownership	1.000	UnitedHealth Group Incorporated	NO	
		00000					Servicios de Entrenamiento en Competencias Clínicas SpA	CHL	NIA	Clínica Santa María S.p.A.	Ownership	99.000	UnitedHealth Group Incorporated	NO	
		00000					Servicios Integrados de Salud Ltda.	CHL	NIA	Clínica Dávila y Servicios Médicos S.p.A.	Ownership	99.900	UnitedHealth Group Incorporated	NO	
		00000					Servicios Integrados de Salud Ltda.	CHL	NIA	Clínica Santa María S.p.A.	Ownership	0.100	UnitedHealth Group Incorporated	NO	
		00000					Servicios Médicos Amed Quilpué S.A.	CHL	NIA	Centromed Quilpué S.A.	Ownership	99.900	UnitedHealth Group Incorporated	NO	
		00000					Servicios Médicos Amed Quilpué S.A.	CHL	NIA	Laboratorios Médicos Amed Quilpué S.A.	Ownership	0.100	UnitedHealth Group Incorporated	NO	
		00000					Servicios Médicos Bío Bío Ltda.	CHL	NIA	Saden S.A.	Ownership	1.000	UnitedHealth Group Incorporated	NO	
		00000					Servicios Médicos Bío Bío Ltda.	CHL	NIA	Clínica Bío Bío SpA	Ownership	99.000	UnitedHealth Group Incorporated	NO	
		00000					Servicios Médicos Ciudad del Mar Ltda.	CHL	NIA	Clínica Ciudad del Mar S.A.	Ownership	99.000	UnitedHealth Group Incorporated	NO	
		00000					Servicios Médicos Ciudad del Mar Ltda.	CHL	NIA	Saden S.A.	Ownership	1.000	UnitedHealth Group Incorporated	NO	
		00000					Servicios Médicos Santa María Ltda.	CHL	NIA	Sociedad de Inversiones Santa María SpA	Ownership	99.000	UnitedHealth Group Incorporated	NO	
		00000					Servicios Médicos Santa María Ltda.	CHL	NIA	Clínica Santa María S.p.A.	Ownership	1.000	UnitedHealth Group Incorporated	NO	
		00000					Servicios Médicos Vespucio Ltda.	CHL	NIA	Clínica Vespucio S.A.	Ownership	99.000	UnitedHealth Group Incorporated	NO	
		00000					Servicios Médicos Vespucio Ltda.	CHL	NIA	Saden S.A.	Ownership	1.000	UnitedHealth Group Incorporated	NO	
		00000	87-3142148				Shark Holdings, P.C.	CA	NIA	Physician(s) Owned	Influence	0.000	UnitedHealth Group Incorporated	NO	1
		00000	37-1745728				Sharon Home Care Services, LLC	DE	NIA	AFAM Holding Co, LLC	Ownership	100.000	UnitedHealth Group Incorporated	NO	
		00000	58-1978974				SHC Atlanta, LLC	DE	NIA	Surgical Health, LLC	Ownership	100.000	UnitedHealth Group Incorporated	NO	
		00000	58-2013443				SHC Austin, Inc.	GA	NIA	Surgical Health, LLC	Ownership	100.000	UnitedHealth Group Incorporated	NO	
		00000	58-2062812				SHC Hawthorn, Inc.	GA	NIA	Surgical Health, LLC	Ownership	100.000	UnitedHealth Group Incorporated	NO	
		00000	58-2101924				SHC Melbourne, Inc.	GA	NIA	Surgical Health, LLC	Ownership	100.000	UnitedHealth Group Incorporated	NO	
		00000	26-3388550				Shelbyville Home Care Services, LLC	DE	NIA	AF-CH-HH, LLC	Ownership	100.000	UnitedHealth Group Incorporated	NO	
		00000	47-5082677				Sherman Counseling Management, S.C.	WI	NIA	Physician(s) Owned	Influence	0.000	UnitedHealth Group Incorporated	NO	1
		00000	82-3922528				Sierra Dental Plan, Inc.	CA	NIA	MCNA Health Care Holdings, LLC	Ownership	100.000	UnitedHealth Group Incorporated	NO	
0707	UnitedHealth Group Incorporated	71420	94-0734860				Sierra Health and Life Insurance Company, Inc.	NV	IA	Sierra Health Services, Inc.	Ownership	100.000	UnitedHealth Group Incorporated	NO	
		00000	88-0200415				Sierra Health Services, Inc.	NV	NIA	UnitedHealthcare, Inc.	Ownership	100.000	UnitedHealth Group Incorporated	NO	
		00000	88-0254322				Sierra Health-Care Options, Inc.	NV	NIA	Sierra Health Services, Inc.	Ownership	100.000	UnitedHealth Group Incorporated	NO	
		00000	88-0385705				Sierra Home Medical Products, Inc.	NV	NIA	Sierra Health Services, Inc.	Ownership	100.000	UnitedHealth Group Incorporated	NO	
		00000	88-0264562				Sierra Nevada Administrators, Inc.	NV	NIA	Sierra Health Services, Inc.	Ownership	100.000	UnitedHealth Group Incorporated	NO	
		00000	81-3200297				Silicon Valley TMS of Monterey Bay, GP	CA	NIA	Saad A. Shakir, M.D., Inc.	Ownership	100.000	UnitedHealth Group Incorporated	NO	1
		00000					Sistema de Administración Hospitalaria S.A.C.	PER	NIA	Pacífico S.A. Entidad Prestadora de Salud	Ownership	99.870	UnitedHealth Group Incorporated	NO	
		00000	82-1485491				SJ East Campus ASC, LLC	CO	NIA	SCLHS-SCA Holdings, LLC	Ownership	51.000	UnitedHealth Group Incorporated	NO	
		00000	26-2817959				SJ Home Care, LLC	DE	NIA	AF-CH-HH, LLC	Ownership	100.000	UnitedHealth Group Incorporated	NO	
		00000	20-1004228				Small Business Insurance Advisors, Inc.	TX	NIA	USHEALTH Group, Inc.	Ownership	100.000	UnitedHealth Group Incorporated	NO	
		00000					Sobam - Centro Médico Hospitalar S.A.	BRA	NIA	Santa Helena Assistência Médica S.A.	Ownership	98.088	UnitedHealth Group Incorporated	NO	
		00000					Sobam - Centro Médico Hospitalar S.A.	BRA	NIA	Centro Médico Hospitalar Pitangueiras Ltda.	Ownership	1.912	UnitedHealth Group Incorporated	NO	

SCHEDULE Y

PART 1A - DETAIL OF INSURANCE HOLDING COMPANY SYSTEM

1 Group Code	2 Group Name	3 NAIC Company Code	4 ID Number	5 Federal RSSD	6 CIK	7 Name of Securities Exchange if Publicly Traded (U.S. or International)	8 Names of Parent, Subsidiaries Or Affiliates	9 Domiciliary Location	10 Relationship to Reporting Entity	11 Directly Controlled by (Name of Entity/Person)	12 Type of Control (Ownership, Board, Management, Attorney-in-Fact, Influence, Other)	13 If Control is Ownership Provide Percentage	14 Ultimate Controlling Entity(ies)/Person(s)	15 Is an SCA Filing Required? (Yes/No)	16 *
		00000	98-1453235				Sociedad de Inversiones Santa María SpA	CHL	NIA	Clínica Dávila y Servicios Médicos S.p.A.	Ownership	0.257	UnitedHealth Group Incorporated	NO	
		00000	98-1453235				Sociedad de Inversiones Santa María SpA	CHL	NIA	Clínica Santa María S.p.A.	Ownership	99.743	UnitedHealth Group Incorporated	NO	
		00000	88-2931584				Solaris JV Holdings, Inc.	DE	NIA	Optum, Inc.	Ownership	100.000	UnitedHealth Group Incorporated	NO	
		00000	46-0729622				Solstice Administration Services, Inc.	FL	NIA	Solstice Benefits, Inc.	Ownership	100.000	UnitedHealth Group Incorporated	NO	
		00000	30-0760846				Solstice Administrators of Alabama, Inc.	AL	NIA	Solstice Administration Services, Inc.	Ownership	100.000	UnitedHealth Group Incorporated	NO	
		00000	32-0392448				Solstice Administrators of Missouri, Inc.	MO	NIA	Solstice Administration Services, Inc.	Ownership	100.000	UnitedHealth Group Incorporated	NO	
		00000	30-0756426				Solstice Administrators of North Carolina, Inc.	NC	NIA	Solstice Administration Services, Inc.	Ownership	100.000	UnitedHealth Group Incorporated	NO	
		00000	26-4839323				Solstice Administrators, Inc.	CA	NIA	Solstice Administration Services, Inc.	Ownership	100.000	UnitedHealth Group Incorporated	NO	
		00000	20-4815388				Solstice Benefit Services, Inc.	FL	NIA	Specialty Benefits, LLC	Ownership	100.000	UnitedHealth Group Incorporated	NO	
0707	UnitedHealth Group Incorporated	12341	14-1917982				Solstice Benefits, Inc.	FL	IA	Specialty Benefits, LLC	Ownership	100.000	UnitedHealth Group Incorporated	NO	
0707	UnitedHealth Group Incorporated	13971	27-1395245				Solstice Health Insurance Company	NY	IA	Specialty Benefits, LLC	Ownership	100.000	UnitedHealth Group Incorporated	NO	
0707	UnitedHealth Group Incorporated	16610	30-1200533				Solstice Healthplans of Arizona, Inc.	AZ	IA	Solstice Administration Services, Inc.	Ownership	100.000	UnitedHealth Group Incorporated	NO	
0707	UnitedHealth Group Incorporated	17141	35-2709791				Solstice Healthplans of Colorado, Inc.	CO	IA	Solstice Administration Services, Inc.	Ownership	100.000	UnitedHealth Group Incorporated	NO	
0707	UnitedHealth Group Incorporated	16878	30-1190514				Solstice Healthplans of Ohio, Inc.	OH	IA	Solstice Administration Services, Inc.	Ownership	100.000	UnitedHealth Group Incorporated	NO	
0707	UnitedHealth Group Incorporated	16892	36-4935990				Solstice Healthplans of Texas, Inc.	TX	IA	Solstice Administration Services, Inc.	Ownership	100.000	UnitedHealth Group Incorporated	NO	
		00000	46-3786700				Solstice Healthplans, Inc.	FL	IA	Solstice Benefits, Inc.	Ownership	100.000	UnitedHealth Group Incorporated	NO	
0707	UnitedHealth Group Incorporated	16790	26-2699505				Solstice of Illinois, Inc.	IL	IA	Solstice Administration Services, Inc.	Ownership	100.000	UnitedHealth Group Incorporated	NO	
		00000	32-0545152				Solstice of Minnesota, Inc.	MN	NIA	Solstice Administration Services, Inc.	Ownership	100.000	UnitedHealth Group Incorporated	NO	
		00000	26-1891960				Solstice of New York, Inc.	NY	NIA	Solstice Administration Services, Inc.	Ownership	100.000	UnitedHealth Group Incorporated	NO	
		00000					Soluciones en Salud SpA	CHL	NIA	Cobranzas Banmédica SpA	Ownership	100.000	UnitedHealth Group Incorporated	NO	
		00000	41-1593424				Solutran, LLC	DE	NIA	Optum Financial, Inc.	Ownership	100.000	UnitedHealth Group Incorporated	NO	
		00000	20-8433398				Somerset Outpatient Surgery, L.L.C.	NJ	NIA	SCA-Somerset, LLC	Ownership	56.280	UnitedHealth Group Incorporated	NO	
		00000	93-2806600				SOSCCA Holdings, LLC	DE	NIA	SCA-Boynton Beach, LLC	Ownership	78.431	UnitedHealth Group Incorporated	NO	
		00000	75-2723958				South Arlington Surgical Providers, LLC	TX	NIA	Surgical Care Affiliates, LLC	Influence	0.000	UnitedHealth Group Incorporated	NO	
		00000	20-3841393				South Carolina Health Care Group, LLC	SC	NIA	LHC Group, Inc.	Ownership	100.000	UnitedHealth Group Incorporated	NO	
		00000	32-0552614				South Carolina In-Home Healthcare Partnership-I, LLC	SC	NIA	South Carolina Health Care Group, LLC	Ownership	100.000	UnitedHealth Group Incorporated	NO	
		00000	84-2265813				South Carolina In-Home Healthcare Partnership-II, LLC	SC	NIA	South Carolina Health Care Group, LLC	Ownership	100.000	UnitedHealth Group Incorporated	NO	
		00000	84-2265894				South Carolina In-Home Healthcare Partnership-III, LLC	SC	NIA	South Carolina Health Care Group, LLC	Ownership	100.000	UnitedHealth Group Incorporated	NO	
		00000	82-4146393				South Carolina In-Home Partner-I, LLC	SC	NIA	South Carolina In-Home Healthcare Partnership-I, LLC	Ownership	100.000	UnitedHealth Group Incorporated	NO	
		00000					South Carolina In-Home Partner-II, LLC	SC	NIA	South Carolina In-Home Healthcare Partnership-II, LLC	Ownership	100.000	UnitedHealth Group Incorporated	NO	
		00000					South Carolina In-Home Partner-III, LLC	SC	NIA	South Carolina In-Home Healthcare Partnership-III, LLC	Ownership	100.000	UnitedHealth Group Incorporated	NO	
		00000	64-0736426				South Mississippi Home Health, Inc.	MS	NIA	Mississippi Health Care Group, LLC	Ownership	100.000	UnitedHealth Group Incorporated	NO	
		00000	64-0736425				South Mississippi Home Health, Inc. - Region I	MS	NIA	South Mississippi Home Health, Inc.	Ownership	100.000	UnitedHealth Group Incorporated	NO	
		00000	64-0736424				South Mississippi Home Health, Inc. - Region II	MS	NIA	South Mississippi Home Health, Inc.	Ownership	100.000	UnitedHealth Group Incorporated	NO	
		00000	64-0935599				South Mississippi Home Health, Inc. - Region III	MS	NIA	South Mississippi Home Health, Inc.	Ownership	100.000	UnitedHealth Group Incorporated	NO	
		00000	26-3696767				Southeast Alabama HomeCare, LLC	AL	NIA	Alabama Health Care Group, LLC	Ownership	67.000	UnitedHealth Group Incorporated	NO	
		00000	26-4020490				Southeast Louisiana HomeCare, L.L.C.	LA	NIA	Louisiana Health Care Group, L.L.C.	Ownership	75.000	UnitedHealth Group Incorporated	NO	
		00000	88-0998884				Southern Georgia Partnership, LLC	GA	NIA	Georgia Health Care Group, L.L.C.	Ownership	75.000	UnitedHealth Group Incorporated	NO	
		00000	26-0274543				Southwest Arkansas HomeCare, LLC	AR	NIA	Arkansas Health Care Group, LLC	Ownership	67.000	UnitedHealth Group Incorporated	NO	
		00000	86-0516447				Southwest Internal Medicine Group, Roberto Ruiz, M.D., PLLC	AZ	NIA	Physician United PLLC	Ownership	100.000	UnitedHealth Group Incorporated	NO	1

SCHEDULE Y

PART 1A - DETAIL OF INSURANCE HOLDING COMPANY SYSTEM

1	2	3	4	5	6	7	8	9	10	11	12	13	14	15	16
Group Code	Group Name	NAIC Company Code	ID Number	Federal RSSD	CIK	Name of Securities Exchange if Publicly Traded (U.S. or International)	Names of Parent, Subsidiaries Or Affiliates	Domiciliary Location	Relationship to Reporting Entity	Directly Controlled by (Name of Entity/Person)	Type of Control (Ownership, Board, Management, Attorney-in-Fact, Influence, Other)	If Control is Ownership Provide Percentage	Ultimate Controlling Entity(ies)/Person(s)	Is an SCA Filing Required? (Yes/No)	*
		00000	88-0201420				Southwest Medical Associates, Inc.	NV	NIA	Sierra Health Services, Inc.	Ownership	100.000	UnitedHealth Group Incorporated	NO	
		00000	38-2609888				Southwest Michigan Health Network Inc.	MI	NIA	UnitedHealthcare, Inc.	Ownership	100.000	UnitedHealth Group Incorporated	NO	
		00000	26-1496237				Southwest Missouri HomeCare, LLC	MO	NIA	Missouri Health Care Group, LLC	Ownership	100.000	UnitedHealth Group Incorporated	NO	
		00000	61-1846018				Southwest Post-Acute Care Partnership, LLC	TX	NIA	LHCG Partner II, LLC	Ownership	60.000	UnitedHealth Group Incorporated	NO	
		00000	36-4369359				Southwest Surgery Center, LLC	IL	NIA	SCA-Mokena, LLC	Ownership	44.319	UnitedHealth Group Incorporated	NO	2
		00000	47-4468184				Southwest Surgical Center, LLC	MN	NIA	WestHealth JV Holdings, LLC	Ownership	51.000	UnitedHealth Group Incorporated	NO	
		00000	75-2516426				Space Coast Surgical Center, Ltd.	FL	NIA	SCA-Merritt, LLC	Ownership	0.047	UnitedHealth Group Incorporated	NO	
		00000	75-2516426				Space Coast Surgical Center, Ltd.	FL	NIA	SCA Rockledge JV, LLC	Ownership	52.191	UnitedHealth Group Incorporated	NO	
		00000	57-0953005				Spartanburg Surgery Center, LLC	SC	NIA	SCA-Spartanburg Holdings, LLC	Ownership	64.000	UnitedHealth Group Incorporated	NO	
		00000	55-0790742				Specialists in Urology Surgery Center, LLC	FL	NIA	SCA Specialists of Florida, LLC	Ownership	100.000	UnitedHealth Group Incorporated	NO	
		00000	82-4054995				Specialized Outpatient Surgery Center for Children and Adults, LLC	FL	NIA	SOSCCA Holdings, LLC	Ownership	51.000	UnitedHealth Group Incorporated	NO	
		00000	25-1868213				Specialized Pharmaceuticals, Inc.	PA	NIA	QoL Acquisition Holdings Corp.	Ownership	100.000	UnitedHealth Group Incorporated	NO	
		00000	41-1921983				Specialty Benefits, LLC	DE	NIA	United HealthCare Services, Inc.	Ownership	100.000	UnitedHealth Group Incorporated	NO	
		00000	20-1494993				Specialty Billing Solutions, LLC	CO	NIA	Pinnacle III, LLC	Ownership	100.000	UnitedHealth Group Incorporated	NO	
		00000	27-0237126				Specialty Extended Care Hospital of Monroe, LLC	LA	NIA	Louisiana Health Care Group, L.L.C.	Ownership	100.000	UnitedHealth Group Incorporated	NO	
		00000	20-3412545				Specialty Surgical Center, LLC	NJ	NIA	SCA-Sparta, LLC	Ownership	52.819	UnitedHealth Group Incorporated	NO	
		00000	71-0886811				Spectera of New York, IPA, Inc.	NY	NIA	Spectera, Inc.	Ownership	100.000	UnitedHealth Group Incorporated	NO	
		00000	52-1260282				Spectera, Inc.	MD	NIA	Specialty Benefits, LLC	Ownership	100.000	UnitedHealth Group Incorporated	NO	
		00000	27-3788721				Spokane Home Care Services, LLC	DE	NIA	AFAM Holding Co, LLC	Ownership	100.000	UnitedHealth Group Incorporated	NO	
		00000	82-3087236				Spring Behavioral Health of New Jersey, LLC	NJ	NIA	Physician(s) Owned	Influence	0.000	UnitedHealth Group Incorporated	NO	1
		00000	26-3389049				Springdale Home Care Services, LLC	DE	NIA	AF-CH-HH, LLC	Ownership	100.000	UnitedHealth Group Incorporated	NO	
		00000	23-2833266				Springfield Psychological, P.C.	PA	NIA	Physician(s) Owned	Influence	0.000	UnitedHealth Group Incorporated	NO	1
		00000	62-1770924				SRPS, LLC	DE	NIA	Progressive Enterprises Holdings, Inc.	Ownership	100.000	UnitedHealth Group Incorporated	NO	
		00000	88-1908543				St. Cloud MSO, LLC	DE	NIA	SCA-St. Cloud Holdings, LLC	Ownership	100.000	UnitedHealth Group Incorporated	NO	
		00000	75-2201400				St. Cloud Outpatient Surgery, Ltd., a Minnesota Limited Partnership	MN	NIA	St. Cloud Surgical Center, LLC	Ownership	16.992	UnitedHealth Group Incorporated	NO	2
		00000	41-1348916				St. Cloud Surgical Center, LLC	DE	NIA	Surgery Center Holding, LLC	Ownership	100.000	UnitedHealth Group Incorporated	NO	
		00000	71-0918190				St. James HomeCare, L.L.C.	LA	NIA	Louisiana Health Care Group, L.L.C.	Ownership	100.000	UnitedHealth Group Incorporated	NO	
		00000	47-4955642				St. Landry Family Healthcare, LLC	LA	NIA	Louisiana Health Care Group, L.L.C.	Ownership	100.000	UnitedHealth Group Incorporated	NO	
		00000	61-1754451				St. Louis Specialty Surgical Center, LLC	MO	NIA	SCA-St. Louis Holdings, LLC	Ownership	55.719	UnitedHealth Group Incorporated	NO	
		00000	26-0730248				St. Mary's Medical Center Home Health Services, LLC	WV	NIA	West Virginia Health Care Group, LLC	Ownership	67.000	UnitedHealth Group Incorporated	NO	
		00000	85-3832363				Starship Securities LLC	DE	NIA	Brighter Financial, Inc.	Ownership	100.000	UnitedHealth Group Incorporated	NO	
		00000	85-2023852				Stonegate JV Partners, LLC	TX	NIA	SCA Stonegate Holdings, LLC	Ownership	39.216	UnitedHealth Group Incorporated	NO	2
		00000	20-1211544				Stonegate Surgery Center, L.P.	TX	NIA	Stonegate JV Partners, LLC	Ownership	58.170	UnitedHealth Group Incorporated	NO	
		00000	20-1211544				Stonegate Surgery Center, L.P.	TX	NIA	SCA Stonegate Holdings, LLC	Ownership	0.335	UnitedHealth Group Incorporated	NO	
		00000	47-4990107				Summer Street ASC, LLC	CT	NIA	SCA Specialty Holdings of Connecticut, LLC	Ownership	60.600	UnitedHealth Group Incorporated	NO	2
		00000	88-4233584				Summit Cardiovascular Group, LLC	DE	NIA	OptumCare Specialty Practices Investments, LLC	Ownership	100.000	UnitedHealth Group Incorporated	NO	
		00000	32-0469351				Summit Properties - Muskogee, LLC	OK	NIA	OHHP, LLC	Ownership	100.000	UnitedHealth Group Incorporated	NO	
		00000					Suncoast Healthcare Partnership, LLC	FL	NIA	LHC Health Care Group of Florida, LLC	Ownership	60.000	UnitedHealth Group Incorporated	NO	
		00000					Suncoast Partner-1, LLC	FL	NIA	Suncoast Healthcare Partnership, LLC	Ownership	100.000	UnitedHealth Group Incorporated	NO	
		00000					Suncoast Partner-II, LLC	FL	NIA	Suncoast Healthcare Partnership, LLC	Ownership	100.000	UnitedHealth Group Incorporated	NO	
		00000					Suncoast Partner-III, LLC	FL	NIA	Suncoast Healthcare Partnership, LLC	Ownership	100.000	UnitedHealth Group Incorporated	NO	
		00000					Suncoast Partnership-I, LLC	FL	NIA	Suncoast Healthcare Partnership, LLC	Ownership	100.000	UnitedHealth Group Incorporated	NO	
		00000					Suncoast Partnership-II, LLC	FL	NIA	Suncoast Healthcare Partnership, LLC	Ownership	100.000	UnitedHealth Group Incorporated	NO	
		00000					Suncoast Partnership-III, LLC	FL	NIA	Suncoast Healthcare Partnership, LLC	Ownership	100.000	UnitedHealth Group Incorporated	NO	

SCHEDULE Y

PART 1A - DETAIL OF INSURANCE HOLDING COMPANY SYSTEM

1	2	3	4	5	6	7	8	9	10	11	12	13	14	15	16
Group Code	Group Name	NAIC Company Code	ID Number	Federal RSSD	CIK	Name of Securities Exchange if Publicly Traded (U.S. or International)	Names of Parent, Subsidiaries Or Affiliates	Domiciliary Location	Relationship to Reporting Entity	Directly Controlled by (Name of Entity/Person)	Type of Control (Ownership, Board, Management, Attorney-in-Fact, Influence, Other)	If Control is Ownership Provide Percentage	Ultimate Controlling Entity(ies)/Person(s)	Is an SCA Filing Required? (Yes/No)	*
		00000	26-3549012				SunCrest Companion Services, LLC	TN	NIA	SunCrest Healthcare, Inc.	Ownership	100.000	UnitedHealth Group Incorporated	NO	
		00000	26-3548962				SunCrest Healthcare of East Tennessee, LLC	TN	NIA	SunCrest Healthcare, Inc.	Ownership	100.000	UnitedHealth Group Incorporated	NO	
		00000	71-1017674				SunCrest Healthcare of Middle TN, LLC	TN	NIA	SunCrest Healthcare, Inc.	Ownership	100.000	UnitedHealth Group Incorporated	NO	
		00000	37-1550880				SunCrest Healthcare of West Tennessee, LLC	TN	NIA	SunCrest Healthcare, Inc.	Ownership	100.000	UnitedHealth Group Incorporated	NO	
		00000	20-3701127				SunCrest Healthcare, Inc.	GA	NIA	OMNI Home Health Holdings, Inc.	Ownership	100.000	UnitedHealth Group Incorporated	NO	
		00000	45-2283548				SunCrest Home Health - Southside, LLC	GA	NIA	SunCrest Home Health of Georgia, Inc.	Ownership	60.000	UnitedHealth Group Incorporated	NO	
		00000	27-0678962				Suncrest Home Health of AL, Inc.	AL	NIA	SunCrest Healthcare, Inc.	Ownership	100.000	UnitedHealth Group Incorporated	NO	
		00000	45-1448026				SunCrest Home Health of Claiborne County, Inc.	TN	NIA	SunCrest Healthcare, Inc.	Ownership	100.000	UnitedHealth Group Incorporated	NO	
		00000	26-1911187				SunCrest Home Health of Georgia, Inc.	GA	NIA	SunCrest Healthcare, Inc.	Ownership	100.000	UnitedHealth Group Incorporated	NO	
		00000	27-3742641				SunCrest Home Health of Manchester, Inc.	TN	NIA	SunCrest Healthcare, Inc.	Ownership	100.000	UnitedHealth Group Incorporated	NO	
		00000	27-0678903				SunCrest Home Health of MO, Inc.	MO	NIA	SunCrest Healthcare, Inc.	Ownership	100.000	UnitedHealth Group Incorporated	NO	
		00000	27-2258905				SunCrest Home Health of Nashville, Inc.	TN	NIA	SunCrest Healthcare, Inc.	Ownership	100.000	UnitedHealth Group Incorporated	NO	
		00000	27-0678757				SunCrest Home Health of South GA, Inc.	GA	NIA	SunCrest Healthcare, Inc.	Ownership	100.000	UnitedHealth Group Incorporated	NO	
		00000	27-3742788				SunCrest Home Health of Tampa, LLC	FL	NIA	SunCrest Healthcare, Inc.	Ownership	100.000	UnitedHealth Group Incorporated	NO	
		00000	27-3742739				SunCrest LBL Holdings, Inc.	TN	NIA	SunCrest Healthcare, Inc.	Ownership	100.000	UnitedHealth Group Incorporated	NO	
		00000	27-0311512				SunCrest Outpatient Rehab Services of TN, LLC	TN	NIA	SunCrest Healthcare, Inc.	Ownership	100.000	UnitedHealth Group Incorporated	NO	
		00000	26-1910553				SunCrest Outpatient Rehab Services, LLC	TN	NIA	SunCrest Healthcare, Inc.	Ownership	100.000	UnitedHealth Group Incorporated	NO	
		00000	27-4199760				SunCrest Telehealth Services, Inc.	TN	NIA	SunCrest Healthcare, Inc.	Ownership	100.000	UnitedHealth Group Incorporated	NO	
		00000	87-0625250				Sundance Behavioral Resources, LLC	UT	NIA	Refresh Mental Health, Inc.	Ownership	100.000	UnitedHealth Group Incorporated	NO	
		00000	06-1082848				SunSurgery, LLC	DE	NIA	Surgical Care Affiliates, LLC	Ownership	100.000	UnitedHealth Group Incorporated	NO	
		00000	82-5164277				Surgery Center at Cherry Creek, LLC	CO	NIA	SCA-Denver Physicians Holdings, LLC	Ownership	100.000	UnitedHealth Group Incorporated	NO	
		00000	85-4085559				Surgery Center at Grove Creek, LLC	UT	NIA	SCA Grove Creek Holdings, LLC	Ownership	51.000	UnitedHealth Group Incorporated	NO	
		00000	82-5207693				Surgery Center at Kissing Camels, LLC	CO	NIA	SCA-Kissing Camels Holdings, LLC	Ownership	75.985	UnitedHealth Group Incorporated	NO	
		00000	85-4070407				Surgery Center at South Ogden, LLC	UT	NIA	SCA South Ogden Holdings, LLC	Ownership	55.000	UnitedHealth Group Incorporated	NO	
		00000	81-3129674				Surgery Center at St. Vincent, LLC	OR	NIA	Providence & SCA On-Campus Holdings, LLC	Ownership	57.700	UnitedHealth Group Incorporated	NO	2
		00000	62-1739361				Surgery Center Holding, LLC	DE	NIA	Surgical Care Affiliates, LLC	Ownership	100.000	UnitedHealth Group Incorporated	NO	
		00000	62-1509341				Surgery Center of Boca Raton, Inc.	FL	NIA	Surgical Health, LLC	Ownership	100.000	UnitedHealth Group Incorporated	NO	
		00000	63-1214140				Surgery Center of Colorado Springs, LLC	DE	NIA	SC Affiliates, LLC	Ownership	100.000	UnitedHealth Group Incorporated	NO	
		00000	42-1166764				Surgery Center of Des Moines, LLC	DE	NIA	Surgery Center Holding, LLC	Ownership	100.000	UnitedHealth Group Incorporated	NO	
		00000	72-1349752				Surgery Center of Easton, LLC	DE	NIA	SC Affiliates, LLC	Ownership	100.000	UnitedHealth Group Incorporated	NO	
		00000	63-1212213				Surgery Center of Ellicott City, Inc.	DE	NIA	SC Affiliates, LLC	Ownership	100.000	UnitedHealth Group Incorporated	NO	
		00000	20-1733152				Surgery Center of Fairfield County, LLC	DE	NIA	SunSurgery, LLC	Ownership	6.644	UnitedHealth Group Incorporated	NO	2
		00000	20-1733152				Surgery Center of Fairfield County, LLC	DE	NIA	SCA-Connecticut Partners, LLC	Ownership	51.000	UnitedHealth Group Incorporated	NO	2
		00000	92-3634096				Surgery Center of Highlands Ranch, LLC	CO	NIA	SC Affiliates, LLC	Ownership	100.000	UnitedHealth Group Incorporated	NO	
		00000	62-1179539				Surgery Center of Lexington, LLC	DE	NIA	SC Affiliates, LLC	Ownership	49.000	UnitedHealth Group Incorporated	NO	2
		00000	92-3945813				Surgery Center of Longs Peak, LLC	CO	NIA	SC Affiliates, LLC	Ownership	100.000	UnitedHealth Group Incorporated	NO	
		00000	62-1179537				Surgery Center of Louisville, LLC	DE	NIA	SC Affiliates, LLC	Ownership	100.000	UnitedHealth Group Incorporated	NO	
		00000	63-1231944				Surgery Center of Maui, LLC	DE	NIA	SC Affiliates, LLC	Ownership	100.000	UnitedHealth Group Incorporated	NO	
		00000	83-2600045				Surgery Center of Mt. Scott, LLC	OR	NIA	Providence & SCA Off-Campus Holdings, LLC	Ownership	51.000	UnitedHealth Group Incorporated	NO	2
		00000	63-1194204				Surgery Center of Muskogee, LLC	DE	NIA	SC Affiliates, LLC	Ownership	100.000	UnitedHealth Group Incorporated	NO	
		00000	68-0561185				Surgery Center of Pinehurst, L.L.C.	NC	NIA	SCA Pinehurst Holdings, LLC	Ownership	100.000	UnitedHealth Group Incorporated	NO	
		00000	63-1212214				Surgery Center of Southern Pines, LLC	DE	NIA	Surgery Center Holding, LLC	Ownership	100.000	UnitedHealth Group Incorporated	NO	
		00000	82-3448050				Surgery Center of The Woodlands, LLC	TX	NIA	SCA-Woodlands Holdings, LLC	Ownership	54.790	UnitedHealth Group Incorporated	NO	
		00000	36-3562598				Surgery Centers of Des Moines, Ltd., an Iowa Limited Partnership	IA	NIA	Surgery Center of Des Moines, LLC	Ownership	56.500	UnitedHealth Group Incorporated	NO	
		00000	68-0282268				Surgery Centers-West Holdings, LLC	DE	NIA	Surgical Care Affiliates, LLC	Ownership	100.000	UnitedHealth Group Incorporated	NO	
		00000	20-8922307				Surgical Care Affiliates, LLC	DE	NIA	SCAI Holdings, LLC	Ownership	100.000	UnitedHealth Group Incorporated	NO	

SCHEDULE Y

PART 1A - DETAIL OF INSURANCE HOLDING COMPANY SYSTEM

1 Group Code	2 Group Name	3 NAIC Company Code	4 ID Number	5 Federal RSSD	6 CIK	7 Name of Securities Exchange if Publicly Traded (U.S. or International)	8 Names of Parent, Subsidiaries Or Affiliates	9 Domiciliary Location	10 Relationship to Reporting Entity	11 Directly Controlled by (Name of Entity/Person)	12 Type of Control (Ownership, Board, Management, Attorney-in-Fact, Influence, Other)	13 If Control is Ownership Provide Percentage	14 Ultimate Controlling Entity(ies)/Person(s)	15 Is an SCA Filing Required? (Yes/No)	16 *
		00000	46-2971080				Surgical Care Partners of Melbourne, LLC	DE	NIA	SHC Melbourne, Inc.	Ownership	76.164	UnitedHealth Group Incorporated	NO	
		00000	75-1925497				Surgical Caregivers of Fort Worth, LLC	TX	NIA	Surgical Care Affiliates, LLC	Influence	0.000	UnitedHealth Group Incorporated	NO	
		00000	63-1251243				Surgical Center of Greensboro, LLC	NC	NIA	NSC Greensboro, LLC	Ownership	35.716	UnitedHealth Group Incorporated	NO	2
		00000	22-2709324				Surgical Center of South Jersey, Limited Partnership	NJ	NIA	SCA-South Jersey, LLC	Ownership	69.017	UnitedHealth Group Incorporated	NO	2
		00000	22-2709324				Surgical Center of South Jersey, Limited Partnership	NJ	NIA	SC Affiliates, LLC	Ownership	4.502	UnitedHealth Group Incorporated	NO	2
		00000	63-1138507				Surgical Center of Tuscaloosa Holdings, LLC	AL	NIA	Surgical Care Affiliates, LLC	Ownership	100.000	UnitedHealth Group Incorporated	NO	
		00000	88-2585662				Surgical Center of TVH, LLC	ID	NIA	Treasure Valley Hospital Limited Partnership	Ownership	100.000	UnitedHealth Group Incorporated	NO	
		00000	65-1321064				Surgical Eye Experts, LLC	MA	NIA	Reliant Medical Group, Inc.	Ownership	100.000	UnitedHealth Group Incorporated	NO	1
		00000	58-1941168				Surgical Health, LLC	DE	NIA	Surgical Care Affiliates, LLC	Ownership	100.000	UnitedHealth Group Incorporated	NO	
		00000	84-4983977				Surgical Management Solutions, LLC	DE	NIA	SC Affiliates, LLC	Ownership	100.000	UnitedHealth Group Incorporated	NO	
		00000	22-2529259				Surgicare of Central Jersey, LLC	NJ	NIA	Virtua-SCA Holdings, LLC	Ownership	55.000	UnitedHealth Group Incorporated	NO	2
		00000	64-0629000				Surgicare of Jackson, LLC	DE	NIA	Surgery Center Holding, LLC	Ownership	100.000	UnitedHealth Group Incorporated	NO	
		00000	75-2162993				Surgicare of Jackson, Ltd., a Mississippi Limited Partnership	MS	NIA	Surgicare of Jackson, LLC	Ownership	45.500	UnitedHealth Group Incorporated	NO	2
		00000	75-2287141				Surgicare of Joliet, Inc.	IL	NIA	Surgery Center Holding, LLC	Ownership	100.000	UnitedHealth Group Incorporated	NO	
		00000	75-2501191				Surgicare of La Veta, Inc.	CA	NIA	Surgery Centers-West Holdings, LLC	Ownership	100.000	UnitedHealth Group Incorporated	NO	
		00000	75-2507129				Surgicare of La Veta, Ltd., a California Limited Partnership	CA	NIA	Beach Surgical Holdings III, LLC	Ownership	30.666	UnitedHealth Group Incorporated	NO	2
		00000	41-1437636				Surgicare of Minneapolis, LLC	DE	NIA	Surgery Center Holding, LLC	Ownership	100.000	UnitedHealth Group Incorporated	NO	
		00000	41-1624905				Surgicare of Minneapolis, Ltd., a Minnesota Limited Partnership	MN	NIA	Surgicare of Minneapolis, LLC	Ownership	20.654	UnitedHealth Group Incorporated	NO	2
		00000	75-2459713				Surgicare of Mobile, LLC	DE	NIA	Surgery Center Holding, LLC	Ownership	100.000	UnitedHealth Group Incorporated	NO	
		00000	75-2459715				Surgicare of Mobile, Ltd.	AL	NIA	Surgicare of Mobile, LLC	Ownership	20.000	UnitedHealth Group Incorporated	NO	2
		00000	75-2448926				Surgicare of Oceanside, Inc.	CA	NIA	Surgery Center Holding, LLC	Ownership	100.000	UnitedHealth Group Incorporated	NO	
		00000	75-2184730				Surgicare of Owensboro, LLC	DE	NIA	Surgery Center Holding, LLC	Ownership	100.000	UnitedHealth Group Incorporated	NO	
		00000	75-2200171				Surgicare of Salem, LLC	DE	NIA	Surgery Center Holding, LLC	Ownership	100.000	UnitedHealth Group Incorporated	NO	
		00000	35-1975122				Surgicare, LLC	IN	NIA	SCA-Surgicare, LLC	Ownership	53.684	UnitedHealth Group Incorporated	NO	
		00000	95-3329855				Surgicenters of Southern California, Inc.	CA	NIA	Surgery Center Holding, LLC	Ownership	100.000	UnitedHealth Group Incorporated	NO	
		00000	86-1047772				Surprise Health Center, PLLC	AZ	NIA	Physician United PLLC	Ownership	100.000	UnitedHealth Group Incorporated	NO	1
		00000	20-5176158				Susan Albright P.L.C.	AZ	NIA	Physician United PLLC	Ownership	100.000	UnitedHealth Group Incorporated	NO	1
		00000	92-0746093				SVHS-SCA Emerald Coast JV, LLC	FL	NIA	SCA-Fort Walton, Inc.	Ownership	49.000	UnitedHealth Group Incorporated	NO	2
		00000	85-0571986				SVHS-SCA Florida JV, LLC	DE	NIA	SCA-Sacred Heart Holdings, LLC	Ownership	49.000	UnitedHealth Group Incorporated	NO	2
		00000	82-3283507				SWF Home Care Services, LLC	FL	NIA	AF-CH-HH, LLC	Ownership	100.000	UnitedHealth Group Incorporated	NO	
		00000	93-1172065				Talbert Medical Group, P.C.	CA	NIA	HealthCare Partners Affiliates Medical Group	Ownership	100.000	UnitedHealth Group Incorporated	NO	1
		00000					Tecnología de Información en Salud S.A.	CHL	NIA	Clínica Santa María S.p.A.	Ownership	50.000	UnitedHealth Group Incorporated	NO	
		00000					Tecnología de Información en Salud S.A.	CHL	NIA	Clínica Dávila y Servicios Médicos S.p.A.	Ownership	50.000	UnitedHealth Group Incorporated	NO	
		00000	20-3427231				Tennessee Health Care Group, LLC	TN	NIA	LHC Group, Inc.	Ownership	100.000	UnitedHealth Group Incorporated	NO	
		00000	36-4855333				Tennessee In-Home Healthcare Partnership-I, LLC	TN	NIA	In-Home Healthcare Partnership, LLC	Ownership	100.000	UnitedHealth Group Incorporated	NO	
		00000	37-1843674				Tennessee In-Home Healthcare Partnership-II, LLC	TN	NIA	In-Home Healthcare Partnership, LLC	Ownership	100.000	UnitedHealth Group Incorporated	NO	
		00000	61-1863937				Tennessee In-Home Healthcare Partnership-III, LLC	TN	NIA	In-Home Healthcare Partnership, LLC	Ownership	100.000	UnitedHealth Group Incorporated	NO	
		00000	85-1878206				Tennessee In-Home Healthcare Partnership-IV, LLC	TN	NIA	In-Home Healthcare Partnership, LLC	Ownership	100.000	UnitedHealth Group Incorporated	NO	

SCHEDULE Y

PART 1A - DETAIL OF INSURANCE HOLDING COMPANY SYSTEM

1 Group Code	2 Group Name	3 NAIC Company Code	4 ID Number	5 Federal RSSD	6 CIK	7 Name of Securities Exchange if Publicly Traded (U.S. or International)	8 Names of Parent, Subsidiaries Or Affiliates	9 Domiciliary Location	10 Relationship to Reporting Entity	11 Directly Controlled by (Name of Entity/Person)	12 Type of Control (Ownership, Board, Management, Attorney-in-Fact, Influence, Other)	13 If Control is Ownership Provide Percentage	14 Ultimate Controlling Entity(ies)/Person(s)	15 Is an SCA Filing Required? (Yes/No)	16 *
		00000	81-4903487				Tennessee In-Home Partner-I, LLC	TN	NIA	Tennessee In-Home Healthcare Partnership-I, LLC	Ownership	100.000	UnitedHealth Group Incorporated	NO	
		00000	81-4736011				Tennessee In-Home Partner-II, LLC	TN	NIA	Tennessee In-Home Healthcare Partnership-II, LLC	Ownership	100.000	UnitedHealth Group Incorporated	NO	
		00000	82-3982817				Tennessee In-Home Partner-III, LLC	TN	NIA	Tennessee In-Home Healthcare Partnership-III, LLC	Ownership	100.000	UnitedHealth Group Incorporated	NO	
		00000	85-1877933				Tennessee In-Home Partner-IV, LLC	TN	NIA	Tennessee In-Home Healthcare Partnership-IV, LLC	Ownership	100.000	UnitedHealth Group Incorporated	NO	
		00000	62-1049414				Tennessee Nursing Services of Morristown, Inc.	TN	NIA	SunCrest Home Health of Claiborne County, Inc.	Ownership	100.000	UnitedHealth Group Incorporated	NO	
		00000	83-2129924				Tennessee Physical Therapy Services of Kingsport, LLC	TN	NIA	Tennessee Health Care Group, LLC	Ownership	100.000	UnitedHealth Group Incorporated	NO	
		00000	83-2743288				Tennessee Physical Therapy Services of Knoxville, LLC	TN	NIA	Tennessee Health Care Group, LLC	Ownership	100.000	UnitedHealth Group Incorporated	NO	
		00000	87-2087086				Tennessee Physical Therapy Services of Memphis, LLC	TN	NIA	Tennessee Health Care Group, LLC	Ownership	100.000	UnitedHealth Group Incorporated	NO	
		00000	86-2321464				Tennessee Physical Therapy Services of Mt. Juliet, LLC	TN	NIA	Tennessee Health Care Group, LLC	Ownership	100.000	UnitedHealth Group Incorporated	NO	
		00000	02-0732711				Texas Health Care Group Holdings, LLC	LA	NIA	LHC Group, Inc.	Ownership	100.000	UnitedHealth Group Incorporated	NO	
		00000	41-2076211				Texas Health Care Group of Texarkana, L.L.C.	TX	NIA	Southwest Post-Acute Care Partnership, LLC	Ownership	100.000	UnitedHealth Group Incorporated	NO	
		00000	27-0075424				Texas Health Care Group of The Golden Triangle, LLC	TX	NIA	Texas Health Care Group, L.L.C.	Ownership	81.250	UnitedHealth Group Incorporated	NO	
		00000	62-1850044				Texas Health Care Group, L.L.C.	TX	NIA	LHC Group, Inc.	Ownership	100.000	UnitedHealth Group Incorporated	NO	
		00000	38-3897811				Texas Health Craig Ranch Surgery Center, LLC	TX	NIA	Surgical Care Affiliates, LLC	Influence	0.000	UnitedHealth Group Incorporated	NO	
		00000	80-0866449				Texas Health Flower Mound Orthopedic Surgery Center, LLC	TX	NIA	Surgical Care Affiliates, LLC	Influence	0.000	UnitedHealth Group Incorporated	NO	
		00000	81-4977249				Texas Health Orthopedic Surgery Center Alliance, LLC	TX	NIA	Surgical Care Affiliates, LLC	Influence	0.000	UnitedHealth Group Incorporated	NO	
		00000	82-2296081				Texas Health Surgery Center Alliance, LLC	TX	NIA	Surgical Care Affiliates, LLC	Influence	0.000	UnitedHealth Group Incorporated	NO	
		00000	82-1307876				Texas Health Surgery Center Bedford, LLC	TX	NIA	Surgical Care Affiliates, LLC	Influence	0.000	UnitedHealth Group Incorporated	NO	
		00000	85-1225852				Texas Health Surgery Center Chisholm Trail, LLC	TX	NIA	Surgical Care Affiliates, LLC	Influence	0.000	UnitedHealth Group Incorporated	NO	
		00000	92-3847064				Texas Health Surgery Center Forney, LLC	TX	NIA	Surgical Care Affiliates, LLC	Influence	0.000	UnitedHealth Group Incorporated	NO	
		00000	83-1085415				Texas Health Surgery Center Irving, LLC	TX	NIA	Surgical Care Affiliates, LLC	Influence	0.000	UnitedHealth Group Incorporated	NO	
		00000	83-0781259				Texas Health Surgery Center Las Colinas, LLC	TX	NIA	Surgical Care Affiliates, LLC	Influence	0.000	UnitedHealth Group Incorporated	NO	
		00000	20-3991622				Texas Health Surgery Center Preston Plaza, LLC	TX	NIA	Surgical Care Affiliates, LLC	Influence	0.000	UnitedHealth Group Incorporated	NO	
		00000	47-4425996				Texas Health Surgery Center Rockwall, LLC	TX	NIA	Surgical Care Affiliates, LLC	Influence	0.000	UnitedHealth Group Incorporated	NO	
		00000	88-4370079				Texas Health Surgery Center Royse City, LLC	TX	NIA	Surgical Care Affiliates, LLC	Influence	0.000	UnitedHealth Group Incorporated	NO	
		00000	84-3814490				Texas Health Surgery Center Southwest Fort Worth, LLC	TX	NIA	Surgical Care Affiliates, LLC	Influence	0.000	UnitedHealth Group Incorporated	NO	
		00000	83-1464243				Texas Health Surgery Center Waxahachie, LLC	TX	NIA	Surgical Care Affiliates, LLC	Influence	0.000	UnitedHealth Group Incorporated	NO	
		00000	84-1953918				Texas Health Surgery Center Willow Park, LLC	TX	NIA	Surgical Care Affiliates, LLC	Influence	0.000	UnitedHealth Group Incorporated	NO	
		00000	86-3380429				Texas Physical Therapy Services of Baytown, LLC	TX	NIA	Texas Health Care Group, L.L.C.	Ownership	100.000	UnitedHealth Group Incorporated	NO	
		00000	88-2072971				Texas Physical Therapy Services of Burleson, LLC	TX	NIA	Texas Health Care Group, L.L.C.	Ownership	100.000	UnitedHealth Group Incorporated	NO	

SCHEDULE Y

PART 1A - DETAIL OF INSURANCE HOLDING COMPANY SYSTEM

1 Group Code	2 Group Name	3 NAIC Company Code	4 ID Number	5 Federal RSSD	6 CIK	7 Name of Securities Exchange if Publicly Traded (U.S. or International)	8 Names of Parent, Subsidiaries Or Affiliates	9 Domiciliary Location	10 Relationship to Reporting Entity	11 Directly Controlled by (Name of Entity/Person)	12 Type of Control (Ownership, Board, Management, Attorney-in-Fact, Influence, Other)	13 If Control is Ownership Provide Percentage	14 Ultimate Controlling Entity(ies)/Person(s)	15 Is an SCA Filing Required? (Yes/No)	16 *
		00000	52-1468699				The Advisory Board Company	DE	NIA	OptumInsight, Inc.	Ownership	100.000	UnitedHealth Group Incorporated	NO	
		00000	31-1426870				The Center for Cognitive and Behavioral Therapy of Greater Columbus, Inc.	OH	NIA	Refresh Mental Health, Inc.	Ownership	100.000	UnitedHealth Group Incorporated	NO	
		00000	02-0487579				The Center for Eating Disorders Management, Inc.	NH	NIA	Refresh Management, LLC	Ownership	100.000	UnitedHealth Group Incorporated	NO	
0707	UnitedHealth Group Incorporated	61832	52-0676509				The Chesapeake Life Insurance Company	OK	IA	HealthMarkets Group, Inc.	Ownership	100.000	UnitedHealth Group Incorporated	NO	
		00000	91-0214500				The Everett Clinic, PLLC	WA	NIA	Everett Physicians, Inc. P.S.	Ownership	100.000	UnitedHealth Group Incorporated	NO	1
		00000	20-5562797				The Eye Surgery Center of the Carolinas, L.P.	NC	NIA	Surgery Center of Southern Pines, LLC	Ownership	20.000	UnitedHealth Group Incorporated	NO	2
		00000	56-1970224				The Lewin Group, Inc.	NC	NIA	Optum Public Sector Solutions, Inc.	Ownership	100.000	UnitedHealth Group Incorporated	NO	
		00000	61-1409045				The Outpatient Surgery Center of Hilton Head, LLC	SC	NIA	SCA-Hilton Head, LLC	Ownership	20.000	UnitedHealth Group Incorporated	NO	2
		00000	83-1192367				The Polyclinic MSO, LLC	DE	NIA	Collaborative Care Holdings, LLC	Ownership	80.100	UnitedHealth Group Incorporated	NO	
		00000	91-0369070				The Polyclinic, PLLC	WA	NIA	Polyclinic Holdings, P.C.	Ownership	100.000	UnitedHealth Group Incorporated	NO	1
		00000	20-8357849				The Potter's House Family & Children Treatment Center, LLC	GA	NIA	Physician(s) Owned	Influence	0.000	UnitedHealth Group Incorporated	NO	1
		00000	72-1349755				The Surgery Center of Easton, L.P.	TN	NIA	Surgery Center of Easton, LLC	Ownership	49.000	UnitedHealth Group Incorporated	NO	2
		00000	06-1552689				The Surgical Center of Connecticut, LLC	CT	NIA	SCA-Main Street, LLC	Ownership	74.561	UnitedHealth Group Incorporated	NO	2
		00000	37-1446353				The Surgical Center of the Treasure Coast, L.L.C.	FL	NIA	SCA-St. Lucie, LLC	Ownership	51.000	UnitedHealth Group Incorporated	NO	
		00000	46-5461304				The Tabor Therapy Group, Inc.	IL	NIA	Physician(s) Owned	Influence	0.000	UnitedHealth Group Incorporated	NO	1
		00000	20-8862235				Thomas Home Health, LLC	AL	NIA	Alabama Health Care Group, LLC	Ownership	67.000	UnitedHealth Group Incorporated	NO	
		00000	26-1579919				Thomas Johnson Surgery Center, LLC	MD	NIA	SCA-Frederick, LLC	Ownership	60.000	UnitedHealth Group Incorporated	NO	
		00000	25-1825549				Three Rivers Holdings, Inc.	DE	NIA	AmeriChoice Corporation	Ownership	100.000	UnitedHealth Group Incorporated	NO	
		00000	27-0705907				Three Rivers HomeCare, LLC	OR	NIA	Oregon Health Care Group, LLC	Ownership	75.000	UnitedHealth Group Incorporated	NO	
		00000	59-3143128				Tmesys, LLC	FL	NIA	PMSI Holdings, LLC	Ownership	100.000	UnitedHealth Group Incorporated	NO	
		00000	45-2856177				Tomball Texas Home Care Services, LLC	DE	NIA	AFAM Holding Co, LLC	Ownership	100.000	UnitedHealth Group Incorporated	NO	
		00000	98-1287904				Topimagem Diagnóstico por Imagem Ltda.	BRA	NIA	Esho - Empresa de Serviços Hospitalares S.A.	Ownership	100.000	UnitedHealth Group Incorporated	NO	
		00000	92-2981104				Total Surgery Center, LLC	FL	NIA	SCA Total Holdings, LLC	Ownership	51.000	UnitedHealth Group Incorporated	NO	
		00000	83-1528858				Trails Edge Surgery Center, LLC	FL	NIA	SCA-Bonita Springs, LLC	Ownership	51.000	UnitedHealth Group Incorporated	NO	
		00000	83-1528858				Trails Edge Surgery Center, LLC	FL	NIA	SC Affiliates, LLC	Ownership	15.670	UnitedHealth Group Incorporated	NO	
		00000	84-2324145				Transformer DE I, LLC	DE	NIA	Collaborative Care Holdings, LLC	Ownership	100.000	UnitedHealth Group Incorporated	NO	
		00000	84-2323758				Transformer DE II, LLC	DE	NIA	Collaborative Care Holdings, LLC	Ownership	100.000	UnitedHealth Group Incorporated	NO	
		00000	87-4490776				Transformer TX Holdings, LLC	TX	NIA	Transformer DE I, LLC	Ownership	22.424	UnitedHealth Group Incorporated	NO	
		00000	87-4490776				Transformer TX Holdings, LLC	TX	NIA	Transformer DE II, LLC	Ownership	22.424	UnitedHealth Group Incorporated	NO	
		00000	87-4490776				Transformer TX Holdings, LLC	TX	NIA	Collaborative Care Holdings, LLC	Ownership	55.152	UnitedHealth Group Incorporated	NO	
		00000	52-1431155				Travel Express Incorporated	MD	NIA	FrontierMEDEX, Inc.	Ownership	100.000	UnitedHealth Group Incorporated	NO	
		00000	46-2613170				Treasure Valley Emerald Properties, LLC	DE	NIA	Treasure Valley Hospital Limited Partnership	Ownership	100.000	UnitedHealth Group Incorporated	NO	2
		00000	33-0592165				Treasure Valley Hospital Limited Partnership	ID	NIA	Surgical Health, LLC	Ownership	37.295	UnitedHealth Group Incorporated	NO	2
		00000	20-2386707				Tri-County Surgery Center, LLC	PA	NIA	Virtua-SCA Holdings II, LLC	Ownership	55.000	UnitedHealth Group Incorporated	NO	2
		00000	71-0917928				Tri-Parish Community HomeCare, L.L.C.	LA	NIA	Louisiana Health Care Group, L.L.C.	Ownership	100.000	UnitedHealth Group Incorporated	NO	
		00000	26-2552129				Triangle Counseling Agency, Inc.	NC	NIA	Physician(s) Owned	Influence	0.000	UnitedHealth Group Incorporated	NO	1
		00000	26-3539405				Trigg County Home Health, Inc.	KY	NIA	SunCrest LBL Holdings, Inc.	Ownership	100.000	UnitedHealth Group Incorporated	NO	
		00000	81-3354819				TTCP-SR Holdings, Inc.	DE	NIA	Change Healthcare Solutions, LLC	Ownership	100.000	UnitedHealth Group Incorporated	NO	
		00000	30-0838429				Tucson Home Care Services, LLC	DE	NIA	AF-CH-HH, LLC	Ownership	100.000	UnitedHealth Group Incorporated	NO	
		00000	93-1677251				Tuscaloosa Anesthesia Associates, LLC	DE	NIA	Tuscaloosa Surgical Center, L.P.	Ownership	100.000	UnitedHealth Group Incorporated	NO	

SCHEDULE Y

PART 1A - DETAIL OF INSURANCE HOLDING COMPANY SYSTEM

1 Group Code	2 Group Name	3 NAIC Company Code	4 ID Number	5 Federal RSSD	6 CIK	7 Name of Securities Exchange if Publicly Traded (U.S. or International)	8 Names of Parent, Subsidiaries Or Affiliates	9 Domiciliary Location	10 Relationship to Reporting Entity	11 Directly Controlled by (Name of Entity/Person)	12 Type of Control (Ownership, Board, Management, Attorney-in-Fact, Influence, Other)	13 If Control is Ownership Provide Percentage	14 Ultimate Controlling Entity(ies)/Person(s)	15 Is an SCA Filing Required? (Yes/No)	16 *
		00000	63-0974161				Tuscaloosa Surgical Center, L.P.	AL	NIA	Surgical Center of Tuscaloosa Holdings, LLC	Ownership	20.000	UnitedHealth Group Incorporated	NO	2
		00000	27-1000828				Twin Lakes Home Health Agency, LLC	KY	NIA	Kentucky Health Care Group, LLC	Ownership	75.000	UnitedHealth Group Incorporated	NO	
		00000	94-3077084				U.S. Behavioral Health Plan, California	CA	IA	United Behavioral Health	Ownership	100.000	UnitedHealth Group Incorporated	NO	
		00000	92-3906209				UCH-SCA LPSC Holdings, LLC	DE	NIA	SC Affiliates, LLC	Ownership	100.000	UnitedHealth Group Incorporated	NO	
		00000	92-1499968				UCHealth HRH-SCA Holdings, LLC	DE	NIA	SC Affiliates, LLC	Ownership	100.000	UnitedHealth Group Incorporated	NO	
		00000	26-1232189				UCSD Ambulatory Surgery Center, LLC	DE	NIA	UCSD-SCA Holdings II, LLC	Ownership	52.545	UnitedHealth Group Incorporated	NO	2
		00000	82-2326631				UCSD Center for Surgery of Encinitas, L.P.	CA	NIA	UCSD-SCA Holdings I, LLC	Ownership	60.382	UnitedHealth Group Incorporated	NO	2
		00000	82-2218664				UCSD Surgical Center of San Diego, LLC	CA	NIA	UCSD-SCA Holdings I, LLC	Ownership	51.004	UnitedHealth Group Incorporated	NO	2
		00000	81-3287291				UCSD-SCA Holdings I, LLC	DE	NIA	SCA-Encinitas, Inc.	Ownership	49.000	UnitedHealth Group Incorporated	NO	2
		00000	81-3144140				UCSD-SCA Holdings II, LLC	DE	NIA	SCA-San Diego, Inc.	Ownership	49.000	UnitedHealth Group Incorporated	NO	2
		00000	98-1388279				UHC Finance (Ireland) Limited	IRL	NIA	UnitedHealth Group International Finance (Ireland) Unlimited Company	Ownership	100.000	UnitedHealth Group Incorporated	NO	
		00000	41-1913059				UHC International Services, Inc.	DE	NIA	UnitedHealth Group Incorporated	Ownership	100.000	UnitedHealth Group Incorporated	NO	
		00000	95-2931460				UHC of California	CA	IA	United HealthCare Services, Inc.	Ownership	100.000	UnitedHealth Group Incorporated	NO	
		00000	98-1103713				UHCG – FZE	ARE	NIA	UnitedHealthcare Global Medical (UK) Limited	Ownership	100.000	UnitedHealth Group Incorporated	NO	
		00000	98-1372063				UHCG Holdings (Ireland) Limited	IRL	NIA	United HealthCare Services, Inc.	Ownership	100.000	UnitedHealth Group Incorporated	NO	
		00000	98-1372064				UHCG Services (Ireland) Limited	IRL	NIA	UHCG Holdings (Ireland) Limited	Ownership	100.000	UnitedHealth Group Incorporated	NO	
		00000	98-0559902				UHG Holdings UK IV Limited	GBR	NIA	Bordeaux UK Holdings I Limited	Ownership	99.993	UnitedHealth Group Incorporated	NO	
		00000	98-0559902				UHG Holdings UK IV Limited	GBR	NIA	Bordeaux (Barbados) Holdings I, SRL	Ownership	0.007	UnitedHealth Group Incorporated	NO	
		00000	98-1249178				UHG Holdings UK V Limited	GBR	NIA	UHG Holdings UK IV Limited	Ownership	100.000	UnitedHealth Group Incorporated	NO	
		00000	98-1390073				UHG Holdings UK VI Limited	GBR	NIA	UnitedHealthcare Europe S.á r.l.	Ownership	100.000	UnitedHealth Group Incorporated	NO	
		00000					UHG Holdings UK VII Limited	GBR	NIA	Bordeaux Holdings, LLC	Ownership	100.000	UnitedHealth Group Incorporated	NO	
		00000	41-1921008				UHIC Holdings, Inc.	DE	NIA	United HealthCare Services, Inc.	Ownership	100.000	UnitedHealth Group Incorporated	NO	
		00000	39-1995276				UMR, Inc.	DE	NIA	United HealthCare Services, Inc.	Ownership	100.000	UnitedHealth Group Incorporated	NO	
		00000	98-1444648				Unidad Médica Diagnóstico S.A.	COL	NIA	Colmedica Medicina Prepagada S.A.	Ownership	92.380	UnitedHealth Group Incorporated	NO	
		00000	98-1444648				Unidad Médica Diagnóstico S.A.	COL	NIA	Banmédica Internacional SpA	Ownership	7.620	UnitedHealth Group Incorporated	NO	
0707	UnitedHealth Group Incorporated	91529	52-1996029				Unimerica Insurance Company	WI	IA	OptumHealth Holdings, LLC	Ownership	100.000	UnitedHealth Group Incorporated	NO	
0707	UnitedHealth Group Incorporated	11596	01-0637149				Unimerica Life Insurance Company of New York	NY	IA	UnitedHealthcare Insurance Company	Ownership	100.000	UnitedHealth Group Incorporated	NO	
		00000	20-5917714				Unison Health Plan of Delaware, Inc.	DE	NIA	Three Rivers Holdings, Inc.	Ownership	100.000	UnitedHealth Group Incorporated	NO	
		00000	94-2649097				United Behavioral Health	CA	NIA	OptumHealth Holdings, LLC	Ownership	100.000	UnitedHealth Group Incorporated	NO	
		00000	41-1868911				United Behavioral Health of New York, I.P.A., Inc.	NY	NIA	United Behavioral Health	Ownership	100.000	UnitedHealth Group Incorporated	NO	
		00000	75-2583080				United Group Reinsurance, Inc.	TCA	NIA	HealthMarkets, LLC	Ownership	100.000	UnitedHealth Group Incorporated	NO	
		00000	41-1289245	3410132			United HealthCare Services, Inc.	MN	NIA	UnitedHealth Group Incorporated	Ownership	100.000	UnitedHealth Group Incorporated	NO	
		00000	30-0318238				United Resource Networks IPA of New York, Inc.	NY	NIA	OptumHealth Care Solutions, LLC	Ownership	100.000	UnitedHealth Group Incorporated	NO	
		00000	01-0538317				UnitedHealth Advisors, LLC	ME	NIA	United HealthCare Services, Inc.	Ownership	100.000	UnitedHealth Group Incorporated	NO	
		00000	41-1321939	4665014	0000731766	New York Stock Exchange	UnitedHealth Group Incorporated	DE	UIP	Self	Ownership	100.000	UnitedHealth Group Incorporated	NO	
		00000	98-1422474				UnitedHealth Group International Finance (Ireland) Unlimited Company	IRL	NIA	UnitedHealthcare Europe S.á r.l.	Ownership	100.000	UnitedHealth Group Incorporated	NO	
		00000	46-3311984				UnitedHealth Group Ventures, LLC	DE	NIA	UnitedHealth Group Incorporated	Ownership	100.000	UnitedHealth Group Incorporated	NO	
		00000	41-1917398				UnitedHealth International, Inc.	DE	NIA	UnitedHealth Group Incorporated	Ownership	100.000	UnitedHealth Group Incorporated	NO	
		00000	26-2574977				UnitedHealth Military & Veterans Services, LLC	DE	NIA	United HealthCare Services, Inc.	Ownership	100.000	UnitedHealth Group Incorporated	NO	
0707	UnitedHealth Group Incorporated	95174	33-0115163				UnitedHealthcare Benefits of Texas, Inc.	TX	IA	United HealthCare Services, Inc.	Ownership	100.000	UnitedHealth Group Incorporated	NO	

SCHEDULE Y

PART 1A - DETAIL OF INSURANCE HOLDING COMPANY SYSTEM

1 Group Code	2 Group Name	3 NAIC Company Code	4 ID Number	5 Federal RSSD	6 CIK	7 Name of Securities Exchange if Publicly Traded (U.S. or International)	8 Names of Parent, Subsidiaries Or Affiliates	9 Domiciliary Location	10 Relationship to Reporting Entity	11 Directly Controlled by (Name of Entity/Person)	12 Type of Control (Ownership, Board, Management, Attorney-in-Fact, Influence, Other)	13 If Control is Ownership Provide Percentage	14 Ultimate Controlling Entity(ies)/Person(s)	15 Is an SCA Filing Required? (Yes/No)	16 *
		00000	47-3221444				UnitedHealthcare Benefits Plan of California	CA	IA	United HealthCare Services, Inc.	Ownership	100.000	UnitedHealth Group Incorporated	NO	
		00000	46-4348775				UnitedHealthcare Community Plan of California, Inc.	CA	IA	United HealthCare Services, Inc.	Ownership	100.000	UnitedHealth Group Incorporated	NO	
0707	UnitedHealth Group Incorporated	13168	26-2688274				UnitedHealthcare Community Plan of Georgia, Inc.	GA	IA	AmeriChoice Corporation	Ownership	100.000	UnitedHealth Group Incorporated	NO	
0707	UnitedHealth Group Incorporated	12323	56-2451429				UnitedHealthcare Community Plan of Ohio, Inc.	OH	IA	Three Rivers Holdings, Inc.	Ownership	100.000	UnitedHealth Group Incorporated	NO	
0707	UnitedHealth Group Incorporated	11141	91-2008361				UnitedHealthcare Community Plan of Texas, L.L.C.	TX	IA	Ovations, Inc.	Ownership	100.000	UnitedHealth Group Incorporated	NO	
0707	UnitedHealth Group Incorporated	95467	38-3204052				UnitedHealthcare Community Plan, Inc.	MI	RE	AmeriChoice Corporation	Ownership	100.000	UnitedHealth Group Incorporated	NO	
		00000	98-1200034				UnitedHealthcare Consulting & Assistance Service (Beijing) Co., Ltd.	CHN	NIA	UnitedHealthcare International I B.V.	Ownership	100.000	UnitedHealth Group Incorporated	NO	
		00000	98-1199879				UnitedHealthcare Europe S.á r.l.	LUX	NIA	Bordeaux UK Holdings II Limited	Ownership	100.000	UnitedHealth Group Incorporated	NO	
0707	UnitedHealth Group Incorporated	15737	47-3788473				UnitedHealthcare Freedom Insurance Company	NH	IA	UnitedHealthcare Freedom Plans, Inc.	Ownership	100.000	UnitedHealth Group Incorporated	NO	
		00000	30-0858646				UnitedHealthcare Freedom Plans, Inc.	DE	NIA	United HealthCare Services, Inc.	Ownership	100.000	UnitedHealth Group Incorporated	NO	
		00000	98-1029201				UnitedHealthcare Global Medical (UK) Limited	GBR	NIA	UnitedHealthcare International I B.V.	Ownership	100.000	UnitedHealth Group Incorporated	NO	
0707	UnitedHealth Group Incorporated	79413	36-2739571				UnitedHealthcare Insurance Company	CT	IA	UHIC Holdings, Inc.	Ownership	100.000	UnitedHealth Group Incorporated	NO	
0707	UnitedHealth Group Incorporated	84549	38-2044243				UnitedHealthcare Insurance Company of America	IL	IA	United HealthCare Services, Inc.	Ownership	100.000	UnitedHealth Group Incorporated	NO	
0707	UnitedHealth Group Incorporated	60318	36-3800349				UnitedHealthcare Insurance Company of Illinois	IL	IA	UnitedHealthcare Insurance Company	Ownership	100.000	UnitedHealth Group Incorporated	NO	
0707	UnitedHealth Group Incorporated	60093	11-3283886				UnitedHealthcare Insurance Company of New York	NY	IA	UnitedHealthcare Insurance Company	Ownership	100.000	UnitedHealth Group Incorporated	NO	
0707	UnitedHealth Group Incorporated	12231	20-1902768				UnitedHealthcare Insurance Company of the River Valley	IL	IA	UnitedHealthcare, Inc.	Ownership	100.000	UnitedHealth Group Incorporated	NO	
		00000	98-1372065				UnitedHealthcare Insurance Designated Activity Company	IRL	NIA	UHCG Holdings (Ireland) Limited	Ownership	100.000	UnitedHealth Group Incorporated	NO	
		00000	86-0618309				UnitedHealthcare Integrated Services, Inc.	AZ	IA	Ovations, Inc.	Ownership	100.000	UnitedHealth Group Incorporated	NO	
		00000	98-1100512				UnitedHealthcare International I B.V.	NLD	NIA	FrontierMEDEX US, Inc.	Ownership	100.000	UnitedHealth Group Incorporated	NO	
		00000	98-1079459				UnitedHealthcare International II S.á r.l.	LUX	NIA	Bordeaux UK Holdings I Limited	Ownership	100.000	UnitedHealth Group Incorporated	NO	
		00000	98-1340853				UnitedHealthcare International III B.V.	NLD	NIA	UnitedHealthcare International X S.à r.l.	Ownership	100.000	UnitedHealth Group Incorporated	NO	
		00000	98-1077436				UnitedHealthcare International III S.á r.l.	LUX	NIA	Optum Services (Ireland) Limited	Ownership	100.000	UnitedHealth Group Incorporated	NO	
		00000	98-1080926				UnitedHealthcare International IV S.á r.l.	LUX	NIA	UnitedHealthcare International VIII S.à r.l.	Ownership	100.000	UnitedHealth Group Incorporated	NO	
		00000	98-1372062				UnitedHealthcare International VIII S.à r.l.	LUX	NIA	UnitedHealthcare International X S.à r.l.	Ownership	100.000	UnitedHealth Group Incorporated	NO	
		00000	98-1443728				UnitedHealthcare International X S.à r.l.	LUX	NIA	UnitedHealthcare International III S.á r.l.	Ownership	100.000	UnitedHealth Group Incorporated	NO	
0707	UnitedHealth Group Incorporated	97179	86-0207231				UnitedHealthcare Life Insurance Company	WI	IA	Golden Rule Financial Corporation	Ownership	100.000	UnitedHealth Group Incorporated	NO	
0707	UnitedHealth Group Incorporated	95784	63-0899562				UnitedHealthcare of Alabama, Inc.	AL	IA	UnitedHealthcare, Inc.	Ownership	100.000	UnitedHealth Group Incorporated	NO	
0707	UnitedHealth Group Incorporated	96016	86-0507074				UnitedHealthcare of Arizona, Inc.	AZ	IA	UnitedHealthcare, Inc.	Ownership	100.000	UnitedHealth Group Incorporated	NO	
0707	UnitedHealth Group Incorporated	95446	63-1036819				UnitedHealthcare of Arkansas, Inc.	AR	IA	UnitedHealthcare, Inc.	Ownership	100.000	UnitedHealth Group Incorporated	NO	
0707	UnitedHealth Group Incorporated	95090	84-1004639				UnitedHealthcare of Colorado, Inc.	CO	IA	UnitedHealthcare, Inc.	Ownership	100.000	UnitedHealth Group Incorporated	NO	
0707	UnitedHealth Group Incorporated	95264	59-1293865				UnitedHealthcare of Florida, Inc.	FL	IA	UnitedHealthcare, Inc.	Ownership	100.000	UnitedHealth Group Incorporated	NO	
0707	UnitedHealth Group Incorporated	95850	58-1653544				UnitedHealthcare of Georgia, Inc.	GA	IA	UnitedHealthcare, Inc.	Ownership	100.000	UnitedHealth Group Incorporated	NO	
0707	UnitedHealth Group Incorporated	95776	36-3280214				UnitedHealthcare of Illinois, Inc.	IL	IA	UnitedHealthcare, Inc.	Ownership	100.000	UnitedHealth Group Incorporated	NO	
0707	UnitedHealth Group Incorporated	96644	62-1240316				UnitedHealthcare of Kentucky, Ltd.	KY	IA	UnitedHealthcare, Inc.	Ownership	5.828	UnitedHealth Group Incorporated	NO	
0707	UnitedHealth Group Incorporated	96644	62-1240316				UnitedHealthcare of Kentucky, Ltd.	KY	IA	United HealthCare Services, Inc.	Ownership	94.172	UnitedHealth Group Incorporated	NO	
0707	UnitedHealth Group Incorporated	95833	72-1074008				UnitedHealthcare of Louisiana, Inc.	LA	IA	UnitedHealthcare, Inc.	Ownership	100.000	UnitedHealth Group Incorporated	NO	

SCHEDULE Y

PART 1A - DETAIL OF INSURANCE HOLDING COMPANY SYSTEM

1 Group Code	2 Group Name	3 NAIC Company Code	4 ID Number	5 Federal RSSD	6 CIK	7 Name of Securities Exchange if Publicly Traded (U.S. or International)	8 Names of Parent, Subsidiaries Or Affiliates	9 Domiciliary Location	10 Relationship to Reporting Entity	11 Directly Controlled by (Name of Entity/Person)	12 Type of Control (Ownership, Board, Management, Attorney-in-Fact, Influence, Other)	13 If Control is Ownership Provide Percentage	14 Ultimate Controlling Entity(ies)/Person(s)	15 Is an SCA Filing Required? (Yes/No)	16 *
0707	UnitedHealth Group Incorporated	95716	63-1036817				UnitedHealthcare of Mississippi, Inc.	MS	IA	UnitedHealthcare, Inc.	Ownership	100.000	UnitedHealth Group Incorporated	NO	
0707	UnitedHealth Group Incorporated	95149	05-0413469				UnitedHealthcare of New England, Inc.	RI	IA	United HealthCare Services, Inc.	Ownership	100.000	UnitedHealth Group Incorporated	NO	
0707	UnitedHealth Group Incorporated	13214	26-2697886				UnitedHealthcare of New Mexico, Inc.	NM	IA	UnitedHealthcare Insurance Company	Ownership	100.000	UnitedHealth Group Incorporated	NO	
0707	UnitedHealth Group Incorporated	95085	06-1172891				UnitedHealthcare of New York, Inc.	NY	IA	AmeriChoice Corporation	Ownership	100.000	UnitedHealth Group Incorporated	NO	
0707	UnitedHealth Group Incorporated	95103	56-1461010				UnitedHealthcare of North Carolina, Inc.	NC	IA	UnitedHealthcare, Inc.	Ownership	100.000	UnitedHealth Group Incorporated	NO	
0707	UnitedHealth Group Incorporated	95186	31-1142815				UnitedHealthcare of Ohio, Inc.	OH	IA	United HealthCare Services, Inc.	Ownership	100.000	UnitedHealth Group Incorporated	NO	
0707	UnitedHealth Group Incorporated	96903	33-0115166				UnitedHealthcare of Oklahoma, Inc.	OK	IA	United HealthCare Services, Inc.	Ownership	100.000	UnitedHealth Group Incorporated	NO	
0707	UnitedHealth Group Incorporated	95893	93-0938819				UnitedHealthcare of Oregon, Inc.	OR	IA	United HealthCare Services, Inc.	Ownership	100.000	UnitedHealth Group Incorporated	NO	
0707	UnitedHealth Group Incorporated	95220	25-1756858				UnitedHealthcare of Pennsylvania, Inc.	PA	IA	Three Rivers Holdings, Inc.	Ownership	100.000	UnitedHealth Group Incorporated	NO	
0707	UnitedHealth Group Incorporated	16740	35-2674992				UnitedHealthcare of South Carolina, Inc.	SC	IA	UnitedHealthcare, Inc.	Ownership	100.000	UnitedHealth Group Incorporated	NO	
0707	UnitedHealth Group Incorporated	95765	95-3939697				UnitedHealthcare of Texas, Inc.	TX	IA	UnitedHealthcare, Inc.	Ownership	100.000	UnitedHealth Group Incorporated	NO	
0707	UnitedHealth Group Incorporated	95025	52-1130183				UnitedHealthcare of the Mid-Atlantic, Inc.	MD	IA	UnitedHealthcare, Inc.	Ownership	100.000	UnitedHealth Group Incorporated	NO	
0707	UnitedHealth Group Incorporated	95591	47-0676824				UnitedHealthcare of the Midlands, Inc.	NE	IA	UnitedHealthcare, Inc.	Ownership	100.000	UnitedHealth Group Incorporated	NO	
0707	UnitedHealth Group Incorporated	96385	43-1361841				UnitedHealthcare of the Midwest, Inc.	MO	IA	UnitedHealthcare, Inc.	Ownership	100.000	UnitedHealth Group Incorporated	NO	
0707	UnitedHealth Group Incorporated	95685	86-0875231				UnitedHealthcare of the Rockies, Inc.	UT	IA	United HealthCare Services, Inc.	Ownership	100.000	UnitedHealth Group Incorporated	NO	
0707	UnitedHealth Group Incorporated	95501	41-1488563				UnitedHealthcare of Utah, Inc.	UT	IA	UnitedHealthcare, Inc.	Ownership	100.000	UnitedHealth Group Incorporated	NO	
0707	UnitedHealth Group Incorporated	48038	91-1312551				UnitedHealthcare of Washington, Inc.	WA	IA	United HealthCare Services, Inc.	Ownership	100.000	UnitedHealth Group Incorporated	NO	
0707	UnitedHealth Group Incorporated	95710	39-1555888				UnitedHealthcare of Wisconsin, Inc.	WI	IA	UnitedHealthcare, Inc.	Ownership	100.000	UnitedHealth Group Incorporated	NO	
0707	UnitedHealth Group Incorporated	95378	36-3379945				UnitedHealthcare Plan of the River Valley, Inc.	IL	IA	UnitedHealthcare, Inc.	Ownership	100.000	UnitedHealth Group Incorporated	NO	
		00000	47-0854646				UnitedHealthcare Service LLC	DE	NIA	UnitedHealthcare Insurance Company	Ownership	100.000	UnitedHealth Group Incorporated	NO	
		00000	01-0518346				UnitedHealthcare Specialty Benefits, LLC	ME	NIA	Specialty Benefits, LLC	Ownership	100.000	UnitedHealth Group Incorporated	NO	
		00000	41-1922511				UnitedHealthcare, Inc.	DE	NIA	United HealthCare Services, Inc.	Ownership	100.000	UnitedHealth Group Incorporated	NO	
		00000	27-0815205				Unity Health Network, LLC	DE	NIA	Collaborative Care Holdings, LLC	Ownership	100.000	UnitedHealth Group Incorporated	NO	
		00000	20-8912707				University of TN Medical Center Home Care Services, LLC	TN	NIA	Tennessee Health Care Group, LLC	Ownership	67.000	UnitedHealth Group Incorporated	NO	
		00000	87-3506992				UOI East Bay Surgery Center, LLC	RI	NIA	SCA East Bay Holdings, LLC	Ownership	20.000	UnitedHealth Group Incorporated	NO	2
		00000	83-4657754				Upland Holdings, LLC	CA	NIA	NSC Upland, LLC	Ownership	58.991	UnitedHealth Group Incorporated	NO	
		00000	33-0812827				Upland Outpatient Surgical Center, L.P.	CA	NIA	Upland Holdings, LLC	Ownership	51.000	UnitedHealth Group Incorporated	NO	
		00000	26-0382877				Urgent Care Holdings, LLC	DE	NIA	Optum Clinics Holding Company, Inc.	Ownership	100.000	UnitedHealth Group Incorporated	NO	
		00000	26-3667220				Urgent Care MSO, LLC	DE	NIA	Urgent Care Holdings, LLC	Ownership	100.000	UnitedHealth Group Incorporated	NO	
		00000	75-2613230				Urology Associates of North Texas, P.L.L.C.	TX	NIA	USMD Affiliated Services	Ownership	100.000	UnitedHealth Group Incorporated	NO	
		00000	20-3887008				USHEALTH Academy, Inc.	TX	NIA	USHEALTH Group, Inc.	Ownership	100.000	UnitedHealth Group Incorporated	NO	
		00000	26-4163593				USHEALTH Administrators, LLC	DE	NIA	USHEALTH Group, Inc.	Ownership	100.000	UnitedHealth Group Incorporated	NO	
		00000	26-3887598				USHEALTH Advisors, LLC	TX	NIA	USHEALTH Group, Inc.	Ownership	100.000	UnitedHealth Group Incorporated	NO	
		00000	75-2225185				USHEALTH Funding, Inc.	DE	NIA	USHEALTH Group, Inc.	Ownership	100.000	UnitedHealth Group Incorporated	NO	
		00000	73-1165000				USHEALTH Group, Inc.	DE	NIA	Golden Rule Financial Corporation	Ownership	100.000	UnitedHealth Group Incorporated	NO	
		00000	20-8048861				USMD Administrative Services, L.L.C.	TX	NIA	USMD Inc.	Ownership	100.000	UnitedHealth Group Incorporated	NO	
		00000	27-2956222				USMD Affiliated Services	TX	NIA	USMD Inc.	Ownership	100.000	UnitedHealth Group Incorporated	NO	
		00000	27-2803133				USMD Diagnostic Services, LLC	TX	NIA	WellMed Networks, Inc.	Ownership	100.000	UnitedHealth Group Incorporated	NO	1
		00000	27-2866866				USMD Holdings, Inc.	DE	NIA	WellMed Medical Management, Inc.	Ownership	100.000	UnitedHealth Group Incorporated	NO	
		00000	73-1662763				USMD Hospital at Arlington, L.P.	TX	NIA	MAT-RX DEVELOPMENT, L.L.C.	Ownership	45.396	UnitedHealth Group Incorporated	NO	1
		00000	20-3571243				USMD Hospital at Fort Worth, L.P.	TX	NIA	MAT-RX DEVELOPMENT, L.L.C.	Ownership	20.024	UnitedHealth Group Incorporated	NO	1
		00000	20-8050318				USMD Inc.	TX	NIA	USMD Holdings, Inc.	Ownership	100.000	UnitedHealth Group Incorporated	NO	
		00000	73-1662757				USMD of Arlington GP, L.L.C.	TX	NIA	MAT-RX DEVELOPMENT, L.L.C.	Ownership	100.000	UnitedHealth Group Incorporated	NO	1
		00000	35-2446102				USMD PPM, LLC	TX	NIA	USMD Inc.	Ownership	100.000	UnitedHealth Group Incorporated	NO	
		00000	38-3933009				Utah Health Care Group, LLC	UT	NIA	LHC Group, Inc.	Ownership	100.000	UnitedHealth Group Incorporated	NO	
		00000	87-0757396				Valley Physicians Network, Inc.	CA	NIA	PrimeCare Medical Network, Inc.	Ownership	100.000	UnitedHealth Group Incorporated	NO	
		00000	61-1761960				Valparaiso Home Care Services, LLC	DE	NIA	AF-CH-HH, LLC	Ownership	100.000	UnitedHealth Group Incorporated	NO	

SCHEDULE Y

PART 1A - DETAIL OF INSURANCE HOLDING COMPANY SYSTEM

1 Group Code	2 Group Name	3 NAIC Company Code	4 ID Number	5 Federal RSSD	6 CIK	7 Name of Securities Exchange if Publicly Traded (U.S. or International)	8 Names of Parent, Subsidiaries Or Affiliates	9 Domiciliary Location	10 Relationship to Reporting Entity	11 Directly Controlled by (Name of Entity/Person)	12 Type of Control (Ownership, Board, Management, Attorney-in-Fact, Influence, Other)	13 If Control is Ownership Provide Percentage	14 Ultimate Controlling Entity(ies)/Person(s)	15 Is an SCA Filing Required? (Yes/No)	16 *
		00000	85-0780051				Vascular Labs of the Rockies ASC, LLC	DE	NIA	SCA-VLR Holdings Company, LLC	Ownership	51.000	UnitedHealth Group Incorporated	NO	
		00000	32-0449695				Venice Home Care Services, LLC	DE	NIA	AF-CH-HH, LLC	Ownership	100.000	UnitedHealth Group Incorporated	NO	
		00000	81-4629242				Verta Management Services, LLC	DE	NIA	SCA-Verta, LLC	Ownership	100.000	UnitedHealth Group Incorporated	NO	
		00000	81-2820395				Via Vitae MSO, LLC	DE	NIA	OC Cardiology Practice Partners, LLC	Ownership	70.000	UnitedHealth Group Incorporated	NO	
		00000	26-3404003				Victoria Texas Home Care Services, LLC	DE	NIA	AF-CH-HH, LLC	Ownership	100.000	UnitedHealth Group Incorporated	NO	
		00000	98-1443076				Vida Integra S.p.A.	CHL	NIA	Saden S.A.	Ownership	0.000	UnitedHealth Group Incorporated	NO	
		00000	98-1443076				Vida Integra S.p.A.	CHL	NIA	Banmédica S.A.	Ownership	100.000	UnitedHealth Group Incorporated	NO	
		00000					Vida Tres S.A.	CHL	NIA	Clínica Dávila y Servicios Médicos S.p.A.	Ownership	0.000	UnitedHealth Group Incorporated	NO	
		00000					Vida Tres S.A.	CHL	NIA	Banmédica S.A.	Ownership	100.000	UnitedHealth Group Incorporated	NO	
		00000	27-1693889				Vieosoft, Inc.	WA	NIA	Change Healthcare Solutions, LLC	Ownership	100.000	UnitedHealth Group Incorporated	NO	
		00000	06-1762010				Virginia Health Care Group, LLC	VA	NIA	LHC Group, Inc.	Ownership	100.000	UnitedHealth Group Incorporated	NO	
		00000	06-1762015				Virginia HomeCare, LLC	VA	NIA	Virginia Health Care Group, LLC	Ownership	100.000	UnitedHealth Group Incorporated	NO	
		00000	38-4021697				Virginia In-Home Healthcare Partnership-I, LLC	VA	NIA	In-Home Healthcare Partnership, LLC	Ownership	100.000	UnitedHealth Group Incorporated	NO	
		00000	30-0961866				Virginia In-Home Healthcare Partnership-II, LLC	VA	NIA	In-Home Healthcare Partnership, LLC	Ownership	100.000	UnitedHealth Group Incorporated	NO	
		00000	32-0513440				Virginia In-Home Healthcare Partnership-III, LLC	VA	NIA	In-Home Healthcare Partnership, LLC	Ownership	100.000	UnitedHealth Group Incorporated	NO	
		00000	61-1810641				Virginia In-Home Healthcare Partnership-IV, LLC	VA	NIA	In-Home Healthcare Partnership, LLC	Ownership	100.000	UnitedHealth Group Incorporated	NO	
		00000	32-0516972				Virginia In-Home Healthcare Partnership-IX, LLC	VA	NIA	In-Home Healthcare Partnership, LLC	Ownership	100.000	UnitedHealth Group Incorporated	NO	
		00000	38-4020777				Virginia In-Home Healthcare Partnership-V, LLC	VA	NIA	In-Home Healthcare Partnership, LLC	Ownership	100.000	UnitedHealth Group Incorporated	NO	
		00000	37-1843673				Virginia In-Home Healthcare Partnership-VI, LLC	VA	NIA	In-Home Healthcare Partnership, LLC	Ownership	100.000	UnitedHealth Group Incorporated	NO	
		00000	37-1844686				Virginia In-Home Healthcare Partnership-VII, LLC	VA	NIA	In-Home Healthcare Partnership, LLC	Ownership	100.000	UnitedHealth Group Incorporated	NO	
		00000	61-1814029				Virginia In-Home Healthcare Partnership-VIII, LLC	VA	NIA	In-Home Healthcare Partnership, LLC	Ownership	100.000	UnitedHealth Group Incorporated	NO	
		00000	32-0580044				Virginia In-Home Healthcare Partnership-X, LLC	VA	NIA	In-Home Healthcare Partnership, LLC	Ownership	100.000	UnitedHealth Group Incorporated	NO	
		00000	36-4908131				Virginia In-Home Healthcare Partnership-XI, LLC	VA	NIA	Virginia Health Care Group, LLC	Ownership	100.000	UnitedHealth Group Incorporated	NO	
		00000	86-2505437				Virginia In-Home Healthcare Partnership-XII, LLC	VA	NIA	In-Home Healthcare Partnership, LLC	Ownership	100.000	UnitedHealth Group Incorporated	NO	
		00000	81-4811317				Virginia In-Home Partner-I, LLC	VA	NIA	Virginia In-Home Healthcare Partnership-I, LLC	Ownership	100.000	UnitedHealth Group Incorporated	NO	
		00000	81-4811408				Virginia In-Home Partner-II, LLC	VA	NIA	Virginia In-Home Healthcare Partnership-II, LLC	Ownership	100.000	UnitedHealth Group Incorporated	NO	
		00000	81-4888094				Virginia In-Home Partner-III, LLC	VA	NIA	Virginia In-Home Healthcare Partnership-III, LLC	Ownership	100.000	UnitedHealth Group Incorporated	NO	
		00000	32-0516324				Virginia In-Home Partner-IV, LLC	VA	NIA	Virginia In-Home Healthcare Partnership-IV, LLC	Ownership	100.000	UnitedHealth Group Incorporated	NO	
		00000	81-5294732				Virginia In-Home Partner-IX, LLC	VA	NIA	Virginia In-Home Healthcare Partnership-IX, LLC	Ownership	100.000	UnitedHealth Group Incorporated	NO	
		00000	81-4737123				Virginia In-Home Partner-V, LLC	VA	NIA	Virginia In-Home Healthcare Partnership-V, LLC	Ownership	100.000	UnitedHealth Group Incorporated	NO	
		00000	81-4737281				Virginia In-Home Partner-VI, LLC	VA	NIA	Virginia In-Home Healthcare Partnership-VI, LLC	Ownership	100.000	UnitedHealth Group Incorporated	NO	
		00000	81-4888210				Virginia In-Home Partner-VII, LLC	VA	NIA	Virginia In-Home Healthcare Partnership-VII, LLC	Ownership	100.000	UnitedHealth Group Incorporated	NO	

SCHEDULE Y

PART 1A - DETAIL OF INSURANCE HOLDING COMPANY SYSTEM

1 Group Code	2 Group Name	3 NAIC Company Code	4 ID Number	5 Federal RSSD	6 CIK	7 Name of Securities Exchange if Publicly Traded (U.S. or International)	8 Names of Parent, Subsidiaries Or Affiliates	9 Domiciliary Location	10 Relationship to Reporting Entity	11 Directly Controlled by (Name of Entity/Person)	12 Type of Control (Ownership, Board, Management, Attorney-in-Fact, Influence, Other)	13 If Control is Ownership Provide Percentage	14 Ultimate Controlling Entity(ies)/Person(s)	15 Is an SCA Filing Required? (Yes/No)	16 *
		00000	81-5294131				Virginia In-Home Partner-VIII, LLC	VA	NIA	Virginia In-Home Healthcare Partnership-VIII, LLC	Ownership	100.000	UnitedHealth Group Incorporated	NO	
		00000	83-2555935				Virginia In-Home Partner-X, LLC	VA	NIA	Virginia In-Home Healthcare Partnership-X, LLC	Ownership	100.000	UnitedHealth Group Incorporated	NO	
		00000	83-2040583				Virginia In-Home Partner-XI, LLC	VA	NIA	Virginia In-Home Healthcare Partnership-XI, LLC	Ownership	100.000	UnitedHealth Group Incorporated	NO	
		00000	86-2445798				Virginia In-Home Partner-XII, LLC	VA	NIA	Virginia In-Home Healthcare Partnership-XII, LLC	Ownership	100.000	UnitedHealth Group Incorporated	NO	
		00000	85-2278858				Virtua-SCA Holdings II, LLC	DE	NIA	SCA Outside New Jersey, LLC	Ownership	45.000	UnitedHealth Group Incorporated	NO	2
		00000	47-3247166				Virtua-SCA Holdings, LLC	NJ	NIA	SCA-New Jersey, LLC	Ownership	45.000	UnitedHealth Group Incorporated	NO	2
		00000	47-4149749				Virtual Therapeutics Corporation	DE	NIA	Optum Labs, LLC	Ownership	5.613	UnitedHealth Group Incorporated	NO	
		00000	47-4149749				Virtual Therapeutics Corporation	DE	NIA	United HealthCare Services, Inc.	Ownership	36.552	UnitedHealth Group Incorporated	NO	
		00000	47-4149749				Virtual Therapeutics Corporation	DE	NIA	UnitedHealth Group Ventures, LLC	Ownership	41.670	UnitedHealth Group Incorporated	NO	
		00000	85-2408007				Vision NewCo, LLC	DE	NIA	TTCP-SR Holdings, Inc.	Ownership	75.540	UnitedHealth Group Incorporated	NO	
		00000	85-2408007				Vision NewCo, LLC	DE	NIA	Change Healthcare Solutions, LLC	Ownership	24.460	UnitedHealth Group Incorporated	NO	
		00000	20-5232641				Vital Hospice, Inc.	LA	NIA	Louisiana Health Care Group, L.L.C.	Ownership	100.000	UnitedHealth Group Incorporated	NO	
		00000	85-1453387				Vitucci, LCSW, P.C.	IL	NIA	Physician(s) Owned	Influence	0.000	UnitedHealth Group Incorporated	NO	1
		00000					Vivify Health Canada, Inc.	CAN	NIA	Vivify Health, Inc.	Ownership	100.000	UnitedHealth Group Incorporated	NO	
		00000	27-1348358				Vivify Health, Inc.	DE	NIA	OptumHealth Care Solutions, LLC	Ownership	100.000	UnitedHealth Group Incorporated	NO	
		00000	46-1558718				VPay Benefits Corporation	TX	NIA	VPay, Inc.	Ownership	100.000	UnitedHealth Group Incorporated	NO	
		00000	85-4390422				VPay Intermediate Holdings, LLC	DE	NIA	Optum Financial, Inc.	Ownership	100.000	UnitedHealth Group Incorporated	NO	
		00000	75-2405220				VPay, Inc.	TX	NIA	VPay Intermediate Holdings, LLC	Ownership	100.000	UnitedHealth Group Incorporated	NO	
		00000	36-4499777				Walnut Hill Surgery Center, LLC	TX	NIA	Surgical Care Affiliates, LLC	Influence	0.000	UnitedHealth Group Incorporated	NO	
		00000	58-1811796				Ware Visiting Nurses Service, Inc.	GA	NIA	Atlantic Homecare, Inc.	Ownership	100.000	UnitedHealth Group Incorporated	NO	
		00000	86-0462952				Warner Family Practice, P.C.	AZ	NIA	Physician United PLLC	Ownership	100.000	UnitedHealth Group Incorporated	NO	1
		00000	81-2110483				Washington D.C. Health Care Group, LLC	DC	NIA	LHC Group, Inc.	Ownership	100.000	UnitedHealth Group Incorporated	NO	
		00000	26-3811771				Washington Health Care Group, LLC	WA	NIA	LHC Group, Inc.	Ownership	100.000	UnitedHealth Group Incorporated	NO	
		00000	26-4568497				Washington HomeCare and Hospice of Central Basin, LLC	WA	NIA	Washington Health Care Group, LLC	Ownership	100.000	UnitedHealth Group Incorporated	NO	
		00000	20-4885028				Waukegan Hospice, LLC	DE	NIA	Illinois Home Care Holdings, LLC	Ownership	1.000	UnitedHealth Group Incorporated	NO	
		00000	20-4885028				Waukegan Hospice, LLC	DE	NIA	AFAM Holding Co, LLC	Ownership	99.000	UnitedHealth Group Incorporated	NO	
		00000	36-3469841				Wauwatosa Outpatient Surgery Center, LLC	DE	NIA	Surgery Centers-West Holdings, LLC	Ownership	100.000	UnitedHealth Group Incorporated	NO	
		00000	36-3469839				Wauwatosa Surgery Center, LLC	DE	NIA	Wauwatosa Outpatient Surgery Center, LLC	Ownership	20.000	UnitedHealth Group Incorporated	NO	2
		00000	20-5429310				Wayland Square Surgicare Acquisition, L.P.	RI	NIA	Surgery Center Holding, LLC	Ownership	1.000	UnitedHealth Group Incorporated	NO	
		00000	20-5429310				Wayland Square Surgicare Acquisition, L.P.	RI	NIA	SC Affiliates, LLC	Ownership	99.000	UnitedHealth Group Incorporated	NO	
		00000	75-2500274				Wayland Square Surgicare GP, Inc.	RI	NIA	Surgery Center Holding, LLC	Ownership	100.000	UnitedHealth Group Incorporated	NO	
		00000	46-2854394				Waypoint Minnesota PC	MN	NIA	Physician(s) Owned	Influence	0.000	UnitedHealth Group Incorporated	NO	1
		00000	26-3375892				Weatherford Home Care Services, LLC	DE	NIA	AFAM Holding Co, LLC	Ownership	100.000	UnitedHealth Group Incorporated	NO	
		00000	84-2233329				WellMed Florida Medicare ACO, LLC	TX	NIA	WellMed Network of Florida, Inc.	Ownership	100.000	UnitedHealth Group Incorporated	NO	1
		00000	45-2158334				WellMed Florida Services, PLLC	TX	NIA	WellMed Networks, Inc.	Ownership	100.000	UnitedHealth Group Incorporated	NO	1
		00000	84-2178104				WellMed Greater Texas Medicare ACO, LLC	TX	NIA	WellMed Networks, Inc.	Ownership	100.000	UnitedHealth Group Incorporated	NO	1
		00000	74-2574229				WellMed Medical Group, P.A.	TX	NIA	Physician(s) Owned	Influence	0.000	UnitedHealth Group Incorporated	NO	1
		00000	74-2797745				WellMed Medical Management of Florida, Inc.	FL	NIA	WellMed Medical Management, Inc.	Ownership	100.000	UnitedHealth Group Incorporated	NO	
		00000	74-2786364				WellMed Medical Management, Inc.	TX	NIA	Collaborative Care Holdings, LLC	Ownership	91.000	UnitedHealth Group Incorporated	NO	
		00000	35-2314192				WellMed Network of Florida, Inc.	TX	NIA	WellMed Networks, Inc.	Ownership	100.000	UnitedHealth Group Incorporated	NO	1
		00000	41-2250215				WellMed Networks - DFW, Inc.	TX	NIA	WellMed Networks, Inc.	Ownership	100.000	UnitedHealth Group Incorporated	NO	1
		00000	74-2889447				WellMed Networks, Inc.	TX	NIA	Physician(s) Owned	Influence	0.000	UnitedHealth Group Incorporated	NO	1
		00000	92-0183013				WellMed of Las Cruces, Inc.	TX	NIA	WellMed Networks, Inc.	Ownership	100.000	UnitedHealth Group Incorporated	NO	1
		00000	84-2193803				WellMed Tampa/Orlando Medicare ACO, LLC	TX	NIA	WellMed Network of Florida, Inc.	Ownership	100.000	UnitedHealth Group Incorporated	NO	1
		00000	84-2219968				WellMed Texas Medicare ACO, LLC	TX	NIA	WellMed Networks, Inc.	Ownership	100.000	UnitedHealth Group Incorporated	NO	1

SCHEDULE Y

PART 1A - DETAIL OF INSURANCE HOLDING COMPANY SYSTEM

1 Group Code	2 Group Name	3 NAIC Company Code	4 ID Number	5 Federal RSSD	6 CIK	7 Name of Securities Exchange if Publicly Traded (U.S. or International)	8 Names of Parent, Subsidiaries Or Affiliates	9 Domiciliary Location	10 Relationship to Reporting Entity	11 Directly Controlled by (Name of Entity/Person)	12 Type of Control (Ownership, Board, Management, Attorney-in-Fact, Influence, Other)	13 If Control is Ownership Provide Percentage	14 Ultimate Controlling Entity(ies)/Person(s)	15 Is an SCA Filing Required? (Yes/No)	16 *
		00000	88-2731487				WellSpan-SCA Holdings, LLC	DE	NIA	SCA-Hagerstown, LLC	Ownership	49.000	UnitedHealth Group Incorporated	NO	2
		00000	27-2809113				West Coast Endoscopy Holdings, LLC	DE	NIA	SCA Surgery Holdings, LLC	Ownership	100.000	UnitedHealth Group Incorporated	NO	
		00000	26-1266308				West Grove Home Care, LLC	DE	NIA	AFAM Holding Co, LLC	Ownership	100.000	UnitedHealth Group Incorporated	NO	
		00000	26-2947894				West Tennessee HomeCare, LLC	TN	NIA	Tennessee Health Care Group, LLC	Ownership	67.000	UnitedHealth Group Incorporated	NO	
		00000	87-0748651				West Virginia Health Care Group, LLC	WV	NIA	LHC Group, Inc.	Ownership	100.000	UnitedHealth Group Incorporated	NO	
		00000	26-3043290				West Virginia HomeCare, LLC	WV	NIA	West Virginia Health Care Group, LLC	Ownership	100.000	UnitedHealth Group Incorporated	NO	
		00000	83-3393205				West Virginia Physical Therapy Services of Charleston, LLC	WV	NIA	West Virginia Health Care Group, LLC	Ownership	100.000	UnitedHealth Group Incorporated	NO	
		00000	20-2014700				Western Arizona Regional Home Health and Hospice, LLC	AZ	NIA	AF-CH-HH, LLC	Ownership	100.000	UnitedHealth Group Incorporated	NO	
		00000	06-1521999				Western Connecticut Orthopedic Surgical Center, LLC	CT	NIA	SCA-Western Connecticut, LLC	Ownership	57.911	UnitedHealth Group Incorporated	NO	
		00000	16-1365147				Western Region Health Corporation	NY	NIA	Bracor, Inc.	Ownership	100.000	UnitedHealth Group Incorporated	NO	
		00000	41-2013700				Westgreen Surgical Center, LLC	TX	NIA	SCA Westgreen Holdings, LLC	Ownership	51.001	UnitedHealth Group Incorporated	NO	
		00000	85-3312235				WestHealth JV Holdings, LLC	DE	NIA	SCA West Health Holdings, LLC	Ownership	30.000	UnitedHealth Group Incorporated	NO	2
		00000	37-1763155				WestHealth Surgery Center, LLC	MN	NIA	WestHealth JV Holdings, LLC	Ownership	51.000	UnitedHealth Group Incorporated	NO	2
		00000	45-0636596				WESTMED Practice Partners LLC	DE	NIA	Collaborative Care Holdings, LLC	Ownership	100.000	UnitedHealth Group Incorporated	NO	
		00000	26-0274385				Wetzel County HomeCare, LLC	WV	NIA	West Virginia Health Care Group, LLC	Ownership	100.000	UnitedHealth Group Incorporated	NO	
		00000	20-5280925				Wichita Falls Texas Home Care, LLC	TX	NIA	AFAM Holding Co, LLC	Ownership	100.000	UnitedHealth Group Incorporated	NO	
		00000	26-3594822				Wilkes-Barre Home Care Services, LLC	DE	NIA	AF-CH-HH, LLC	Ownership	100.000	UnitedHealth Group Incorporated	NO	
		00000					Willcare Consumer Directed, Inc.	NY	NIA	LHCG New York Holdings, LLC	Ownership	100.000	UnitedHealth Group Incorporated	NO	
		00000	16-1202250				Willcare, Inc.	NY	NIA	Bracor, Inc.	Ownership	100.000	UnitedHealth Group Incorporated	NO	
		00000	36-4440488				Williamsville Consulting, L.L.C.	NY	NIA	Physicians Endoscopy, L.L.C.	Ownership	24.068	UnitedHealth Group Incorporated	NO	2
		00000	88-1643733				Willow Park Endoscopy Center, LLC	TX	NIA	Surgical Care Affiliates, LLC	Influence	0.000	UnitedHealth Group Incorporated	NO	
		00000	27-4816583				Wilson Creek Surgical Center, LLC	TX	NIA	Surgical Care Affiliates, LLC	Influence	0.000	UnitedHealth Group Incorporated	NO	
		00000	46-2578657				Wisconsin Health Care Group, LLC	WI	NIA	LHC Group, Inc.	Ownership	100.000	UnitedHealth Group Incorporated	NO	
		00000	85-3366699				Woodbury Surgery Center, LLC	MN	NIA	SCA Woodbury Holdings, LLC	Ownership	62.036	UnitedHealth Group Incorporated	NO	2
		00000	27-1260681				Woods Home Health, LLC	TN	NIA	Tennessee Health Care Group, LLC	Ownership	100.000	UnitedHealth Group Incorporated	NO	
		00000	26-3375945				Woodward Home Care Services, LLC	DE	NIA	AFAM Holding Co IV, LLC	Ownership	100.000	UnitedHealth Group Incorporated	NO	
		00000	85-3596917				Wyoming Health Care Group, LLC	WY	NIA	LHC Group, Inc.	Ownership	100.000	UnitedHealth Group Incorporated	NO	
		00000	52-2102846				XLHealth Corporation	MD	NIA	United HealthCare Services, Inc.	Ownership	100.000	UnitedHealth Group Incorporated	NO	
		00000	98-1107695				XLHealth Corporation India Private Limited	IND	NIA	XLHealth Corporation	Ownership	99.998	UnitedHealth Group Incorporated	NO	
		00000	98-1107695				XLHealth Corporation India Private Limited	IND	NIA	UnitedHealth International, Inc.	Ownership	0.002	UnitedHealth Group Incorporated	NO	
		00000	46-3537245				XLHome Michigan, P.C.	MI	NIA	Physician(s) Owned	Influence	0.000	UnitedHealth Group Incorporated	NO	1
		00000	45-5530241				XLHome Northeast, P.C.	NJ	NIA	Physician(s) Owned	Influence	0.000	UnitedHealth Group Incorporated	NO	1
		00000	46-2931689				XLHome Oklahoma, Inc.	OK	NIA	Physician(s) Owned	Influence	0.000	UnitedHealth Group Incorporated	NO	1
		00000	27-3543997				XLHome, P.C.	MD	NIA	Physician(s) Owned	Influence	0.000	UnitedHealth Group Incorporated	NO	1
		00000	81-2385235				Xplor Counseling, LLC	HI	NIA	Refresh Mental Health, Inc.	Ownership	100.000	UnitedHealth Group Incorporated	NO	
		00000	30-0708462				York Home Care Services, LLC	DE	NIA	AFAM Holding Co, LLC	Ownership	100.000	UnitedHealth Group Incorporated	NO	
		00000	46-0857425				Yorkville Endoscopy, LLC	NY	NIA	PE Healthcare Associates, LLC	Ownership	3.142	UnitedHealth Group Incorporated	NO	1
		00000	27-5284765				Youngstown Home Care Services, LLC	DE	NIA	AFAM Holding Co, LLC	Ownership	100.000	UnitedHealth Group Incorporated	NO	

Asterisk	Explanation
1	Represents a physician or physicians' owned entity (with respect to the ultimate controlling entity), where the entity is deemed to be influenced by the ultimate controlling entity.
2	Represents a minority-owned entity (with respect to the controlling entity), where the entity is deemed to be influenced by the ultimate controlling entity.

SUPPLEMENTAL EXHIBITS AND SCHEDULES INTERROGATORIES

The following supplemental reports are required to be filed as part of your statement filing. However, in the event that your company does not transact the type of business for which the special report must be filed, your response of NO to the specific interrogatory will be accepted in lieu of filing a "NONE" report and a bar code will be printed below. If the supplement is required of your company but is not being filed for whatever reason enter SEE EXPLANATION and provide an explanation following the interrogatory questions.

		Response
1.	Will the Medicare Part D Coverage Supplement be filed with the state of domicile and the NAIC with this statement?	NO
	AUGUST FILING	
2.	Will the regulator-only (non-public) Communication of Internal Control Related Matters Noted in Audit be filed with the state of domicile and electronically with the NAIC (as a regulator-only non-public document) by August 1? The response for 1st and 3rd quarters should be N/A. A NO response resulting with a bar code is only appropriate in the 2nd quarter.	N/A

Explanation:

1.

Bar Code:

1. Medicare Part D Coverage Supplement [Document Identifier 365]

9 5 4 6 7 2 0 2 3 3 6 5 0 0 0 0 3

OVERFLOW PAGE FOR WRITE-INS

NONE

SCHEDULE A - VERIFICATION

Real Estate

NONE

		1 Year to Date	2 Prior Year Ended December 31
1.	Book/adjusted carrying value, December 31 of prior year		
2.	Cost of acquired:		
	2.1 Actual cost at time of acquisition		
	2.2 Additional investment made after acquisition		
3.	Current year change in encumbrances		
4.	Total gain (loss) on disposals		
5.	Deduct amounts received on disposals		
6.	Total foreign exchange change in book/adjusted carrying value		
7.	Deduct current year's other than temporary impairment recognized		
8.	Deduct current year's depreciation		
9.	Book/adjusted carrying value at the end of current period (Lines 1+2+3+4-5+6-7-8)		
10.	Deduct total nonadmitted amounts		
11.	Statement value at end of current period (Line 9 minus Line 10)		

SCHEDULE B - VERIFICATION

Mortgage Loans

NONE

		1 Year to Date	2 Prior Year Ended December 31
1.	Book value/recorded investment excluding accrued interest, December 31 of prior year		
2.	Cost of acquired:		
	2.1 Actual cost at time of acquisition		
	2.2 Additional investment made after acquisition		
3.	Capitalized deferred interest and other		
4.	Accrual of discount		
5.	Unrealized valuation increase (decrease)		
6.	Total gain (loss) on disposals		
7.	Deduct amounts received on disposals		
8.	Deduct amortization of premium and mortgage interest points and commitment fees		
9.	Total foreign exchange change in book value/recorded investment excluding accrued interest		
10.	Deduct current year's other than temporary impairment recognized		
11.	Book value/recorded investment excluding accrued interest at end of current period (Lines 1+2+3+4+5+6-7-8+9-10)		
12.	Total valuation allowance		
13.	Subtotal (Line 11 plus Line 12)		
14.	Deduct total nonadmitted amounts		
15.	Statement value at end of current period (Line 13 minus Line 14)		

SCHEDULE BA - VERIFICATION

Other Long-Term Invested Assets

		1 Year to Date	2 Prior Year Ended December 31
1.	Book/adjusted carrying value, December 31 of prior year	8,987,012	10,408,592
2.	Cost of acquired:		
	2.1 Actual cost at time of acquisition	4,082,497	0
	2.2 Additional investment made after acquisition	0	0
3.	Capitalized deferred interest and other	0	0
4.	Accrual of discount	0	0
5.	Unrealized valuation increase (decrease)	0	0
6.	Total gain (loss) on disposals	0	0
7.	Deduct amounts received on disposals	0	0
8.	Deduct amortization of premium and depreciation	1,062,940	1,421,580
9.	Total foreign exchange change in book/adjusted carrying value	0	0
10.	Deduct current year's other than temporary impairment recognized	0	0
11.	Book/adjusted carrying value at end of current period (Lines 1+2+3+4+5+6-7-8+9-10)	12,006,569	8,987,012
12.	Deduct total nonadmitted amounts	0	0
13.	Statement value at end of current period (Line 11 minus Line 12)	12,006,569	8,987,012

SCHEDULE D - VERIFICATION

Bonds and Stocks

		1 Year to Date	2 Prior Year Ended December 31
1.	Book/adjusted carrying value of bonds and stocks, December 31 of prior year	80,492,696	78,064,893
2.	Cost of bonds and stocks acquired	16,135,972	36,889,675
3.	Accrual of discount	302,208	140,040
4.	Unrealized valuation increase (decrease)	0	0
5.	Total gain (loss) on disposals	61,338	(983,822)
6.	Deduct consideration for bonds and stocks disposed of	13,004,498	33,284,979
7.	Deduct amortization of premium	220,619	353,356
8.	Total foreign exchange change in book/adjusted carrying value	0	0
9.	Deduct current year's other than temporary impairment recognized	11,565	0
10.	Total investment income recognized as a result of prepayment penalties and/or acceleration fees	0	20,245
11.	Book/adjusted carrying value at end of current period (Lines 1+2+3+4+5-6-7+8-9+10)	83,755,532	80,492,696
12.	Deduct total nonadmitted amounts	0	0
13.	Statement value at end of current period (Line 11 minus Line 12)	83,755,532	80,492,696

SCHEDULE D - PART 1B

Showing the Acquisitions, Dispositions and Non-Trading Activity
During the Current Quarter for all Bonds and Preferred Stock by NAIC Designation

NAIC Designation	1 Book/Adjusted Carrying Value Beginning of Current Quarter	2 Acquisitions During Current Quarter	3 Dispositions During Current Quarter	4 Non-Trading Activity During Current Quarter	5 Book/Adjusted Carrying Value End of First Quarter	6 Book/Adjusted Carrying Value End of Second Quarter	7 Book/Adjusted Carrying Value End of Third Quarter	8 Book/Adjusted Carrying Value December 31 Prior Year
BONDS								
1. NAIC 1 (a)	149,211,506	22,651,249	24,300,079	(1,372,716)	145,396,603	149,211,506	146,189,960	137,580,470
2. NAIC 2 (a)	12,779,270	3,061,129	1,891,000	2,245,974	12,441,759	12,779,270	16,195,373	13,506,279
3. NAIC 3 (a)	0	0	0	0	0	0	0	0
4. NAIC 4 (a)	0	0	0	0	0	0	0	0
5. NAIC 5 (a)	0	0	0	0	0	0	0	0
6. NAIC 6 (a)	0	0	0	0	0	0	0	0
7. Total Bonds	161,990,776	25,712,378	26,191,079	873,258	157,838,362	161,990,776	162,385,333	151,086,749
PREFERRED STOCK								
8. NAIC 1	0	0	0	0	0	0	0	0
9. NAIC 2	0	0	0	0	0	0	0	0
10. NAIC 3	0	0	0	0	0	0	0	0
11. NAIC 4	0	0	0	0	0	0	0	0
12. NAIC 5	0	0	0	0	0	0	0	0
13. NAIC 6	0	0	0	0	0	0	0	0
14. Total Preferred Stock	0	0	0	0	0	0	0	0
15. Total Bonds and Preferred Stock	161,990,776	25,712,378	26,191,079	873,258	157,838,362	161,990,776	162,385,333	151,086,749

(a) Book/Adjusted Carrying Value column for the end of the current reporting period includes the following amount of short-term and cash equivalent bonds by NAIC designation:

NAIC 1 $ 71,415,889 ; NAIC 2 $ 7,213,918 ; NAIC 3 $ 0 NAIC 4 $ 0 ; NAIC 5 $ 0 ; NAIC 6 $ 0

SCHEDULE DA - PART 1

Short-Term Investments

	1 Book/Adjusted Carrying Value	2 Par Value	3 Actual Cost	4 Interest Collected Year-to-Date	5 Paid for Accrued Interest Year-to-Date
7709999999 Totals	78,379,823	XXX	77,045,466	144,162	49,693

SCHEDULE DA - VERIFICATION

Short-Term Investments

		1 Year To Date	2 Prior Year Ended December 31
1.	Book/adjusted carrying value, December 31 of prior year	66,999,598	72,237,958
2.	Cost of short-term investments acquired	87,211,351	89,520,290
3.	Accrual of discount	2,032,788	447,709
4.	Unrealized valuation increase (decrease)	0	0
5.	Total gain (loss) on disposals	402	(1,805)
6.	Deduct consideration received on disposals	77,857,000	94,665,000
7.	Deduct amortization of premium	7,316	539,554
8.	Total foreign exchange change in book/adjusted carrying value	0	0
9.	Deduct current year's other than temporary impairment recognized	0	0
10.	Book/adjusted carrying value at end of current period (Lines 1+2+3+4+5-6-7+8-9)	78,379,823	66,999,598
11.	Deduct total nonadmitted amounts	0	0
12.	Statement value at end of current period (Line 10 minus Line 11)	78,379,823	66,999,598

Schedule DB - Part A - Verification - Options, Caps, Floors, Collars, Swaps and Forwards

N O N E

Schedule DB - Part B - Verification - Futures Contracts

N O N E

Schedule DB - Part C - Section 1 - Replication (Synthetic Asset) Transactions (RSATs) Open

N O N E

Schedule DB-Part C-Section 2-Reconciliation of Replication (Synthetic Asset) Transactions Open

N O N E

Schedule DB - Verification - Book/Adjusted Carrying Value, Fair Value and Potential Exposure of Derivatives

N O N E

SCHEDULE E - PART 2 - VERIFICATION

(Cash Equivalents)

		1 Year To Date	2 Prior Year Ended December 31
1.	Book/adjusted carrying value, December 31 of prior year	146,777,576	181,958,691
2.	Cost of cash equivalents acquired	1,650,837,358	1,565,984,624
3.	Accrual of discount	100,441	43,074
4.	Unrealized valuation increase (decrease)	0	0
5.	Total gain (loss) on disposals	0	0
6.	Deduct consideration received on disposals	1,580,747,754	1,601,207,932
7.	Deduct amortization of premium	0	881
8.	Total foreign exchange change in book/adjusted carrying value	0	0
9.	Deduct current year's other than temporary impairment recognized	0	0
10.	Book/adjusted carrying value at end of current period (Lines 1+2+3+4+5-6-7+8-9)	216,967,621	146,777,576
11.	Deduct total nonadmitted amounts	0	0
12.	Statement value at end of current period (Line 10 minus Line 11)	216,967,621	146,777,576

Schedule A - Part 2 - Real Estate Acquired and Additions Made

N O N E

Schedule A - Part 3 - Real Estate Disposed

N O N E

Schedule B - Part 2 - Mortgage Loans Acquired and Additions Made

N O N E

Schedule B - Part 3 - Mortgage Loans Disposed, Transferred or Repaid

N O N E

Schedule BA - Part 2 - Other Long-Term Invested Assets Acquired and Additions Made

N O N E

Schedule BA - Part 3 - Other Long-Term Invested Assets Disposed, Transferred or Repaid

N O N E

SCHEDULE D - PART 3

Show All Long-Term Bonds and Stock Acquired During the Current Quarter

1 CUSIP Identification	2 Description	3 Foreign	4 Date Acquired	5 Name of Vendor	6 Number of Shares of Stock	7 Actual Cost	8 Par Value	9 Paid for Accrued Interest and Dividends	10 NAIC Designation, NAIC Designation Modifier and SVO Administrative Symbol
06051G-KQ-1	BANK OF AMER CRP Corp Note Call 4.571% 04/27/33		09/29/2023	Goldman Sachs		1,112,138	1,250,000	24,760	1.G FE
36265Q-AE-6	GM Financial Securitized Term GMCAR 2022-4 A4 ABS 4.880% 08/16/28		07/27/2023	Wells Fargo		1,289,488	1,300,000	2,643	1.A FE
61747Y-EU-5	MORGAN STANLEY Corp Note Call MW 4.889% 07/20/33		09/29/2023	Goldman Sachs		1,958,285	2,150,000	21,315	1.E FE
85236K-AH-5	Stack Infrastructure Issuer LL SIDC 2023-2A ABS 144A 5.900% 07/25/48		07/24/2023	Morgan Stanley		792,285	810,000	0	1.G FE
1109999999. Subtotal - Bonds - Industrial and Miscellaneous (Unaffiliated)						5,152,196	5,510,000	48,718	XXX
2509999997. Total - Bonds - Part 3						5,152,196	5,510,000	48,718	XXX
2509999998. Total - Bonds - Part 5						XXX	XXX	XXX	XXX
2509999999. Total - Bonds						5,152,196	5,510,000	48,718	XXX
4509999997. Total - Preferred Stocks - Part 3						0	XXX	0	XXX
4509999998. Total - Preferred Stocks - Part 5						XXX	XXX	XXX	XXX
4509999999. Total - Preferred Stocks						0	XXX	0	XXX
5989999997. Total - Common Stocks - Part 3						0	XXX	0	XXX
5989999998. Total - Common Stocks - Part 5						XXX	XXX	XXX	XXX
5989999999. Total - Common Stocks						0	XXX	0	XXX
5999999999. Total - Preferred and Common Stocks						0	XXX	0	XXX
6009999999 - Totals						5,152,196	XXX	48,718	XXX

SCHEDULE D - PART 4

Show All Long-Term Bonds and Stock Sold, Redeemed or Otherwise Disposed of During the Current Quarter

1	2	3	4	5	6	7	8	9	10	Change In Book/Adjusted Carrying Value					16	17	18	19	20	21	22
										11	12	13	14	15							
CUSIP Ident-ification	Description	For-eign	Disposal Date	Name of Purchaser	Number of Shares of Stock	Consid-eration	Par Value	Actual Cost	Prior Year Book/ Adjusted Carrying Value	Unrealized Valuation Increase/ (Decrease)	Current Year's (Amor-tization)/ Accretion	Current Year's Other Than Temporary Impairment Recog-nized	Total Change in Book/ Adjusted Carrying Value (11 + 12 - 13)	Total Foreign Exchange Change in Book /Adjusted Carrying Value	Book/ Adjusted Carrying Value at Disposal Date	Foreign Exchange Gain (Loss) on Disposal	Realized Gain (Loss) on Disposal	Total Gain (Loss) on Disposal	Bond Interest/ Stock Dividends Received During Year	Stated Con-tractual Maturity Date	NAIC Desig-nation, NAIC Desig-nation Modifier and SVO Admini-strative Symbol
3128M9-J2-9	FHLMC Pool G07181 MBS 4.000% 10/01/42		09/01/2023	Paydown		604	604	642	639	0	(35)	0	(35)	0	604	0	0	0	16	10/01/2042	1.A
3132DW-CA-9	FHLMC Pool SD8165 MBS 1.500% 09/01/51		09/01/2023	Paydown		19,473	19,473	18,551	18,575	0	898	0	898	0	19,473	0	0	0	189	09/01/2051	1.A
3133AA-XC-1	FHLMC Pool QB4275 MBS 2.000% 10/01/50		09/01/2023	Paydown		17,873	17,873	14,746	0	0	3,126	0	3,126	0	17,873	0	0	0	71	10/01/2050	1.A
3133KL-S5-7	FHLMC Pool FR RA5040 MBS 2.000% 04/01/51		09/01/2023	Paydown		4,938	4,938	4,823	4,826	0	113	0	113	0	4,938	0	0	0	67	04/01/2051	1.A
3133KP-4X-3	FHLMC Pool RA8038 MBS 4.500% 10/01/52		09/01/2023	Paydown		5,113	5,113	4,999	0	0	113	0	113	0	5,113	0	0	0	96	10/01/2052	1.A
3136AX-C4-5	FNMA FNR 2017-69 HA RMBS 3.000% 06/25/46		09/01/2023	Paydown		16,783	16,783	17,265	16,983	0	(200)	0	(200)	0	16,783	0	0	0	333	06/25/2046	1.A
3136B3-BA-7	FNMA FNR 2018-80 GD RMBS 3.500% 12/25/47		09/01/2023	Paydown		2,387	2,387	2,363	2,372	0	15	0	15	0	2,387	0	0	0	53	12/25/2047	1.A
3137FL-7L-2	FHLMC FHMS KF60 A CMBS 5.708% 02/25/26		09/25/2023	Paydown		1,053	1,053	1,053	1,053	0	0	0	0	0	1,053	0	0	0	37	02/25/2026	1.A
3138L9-H3-9	FNMA Pool AM8349 MBS 2.980% 04/01/27		09/01/2023	Paydown		2,434	2,434	2,527	2,484	0	(51)	0	(51)	0	2,434	0	0	0	49	04/01/2027	1.A
3140HW-X2-3	FNMA Pool BL5196 MBS 2.600% 12/01/31		09/01/2023	Paydown		609	609	616	614	0	(5)	0	(5)	0	609	0	0	0	11	12/01/2031	1.A
31400JE-3Q-3	FNMA Pool CA7106 MBS 2.000% 09/01/50		09/01/2023	Paydown		3,466	3,466	3,522	3,520	0	(54)	0	(54)	0	3,466	0	0	0	45	09/01/2050	1.A
31400QG-NQ-6	FNMA Pool CA8498 MBS 2.500% 01/01/51		09/01/2023	Paydown		26,315	26,315	24,214	24,235	0	2,080	0	2,080	0	26,315	0	0	0	444	01/01/2051	1.A
3140XG-WP-0	FNMA Pool FS1553 MBS 2.500% 11/01/50		09/01/2023	Paydown		20,928	20,928	19,303	19,319	0	1,609	0	1,609	0	20,928	0	0	0	351	11/01/2050	1.A
3140XK-ES-5	FNMA Pool FS3744 MBS 2.000% 07/01/51		09/01/2023	Paydown		26,041	26,041	21,492	0	0	4,549	0	4,549	0	26,041	0	0	0	88	07/01/2051	1.A
31418D-4W-9	FNMA Pool MA4436 MBS 1.500% 10/01/51		09/01/2023	Paydown		18,041	18,041	17,190	17,212	0	830	0	830	0	18,041	0	0	0	176	10/01/2051	1.A
31418D-KT-8	FNMA Pool MA3905 MBS 3.000% 01/01/50		09/01/2023	Paydown		4,474	4,474	4,523	4,521	0	(47)	0	(47)	0	4,474	0	0	0	89	01/01/2050	1.A
786091-AD-0	SACRAMENTO CNTY Rev Bond Non Call Sink 5.730% 08/15/23		08/15/2023	Maturity		11,669	11,669	11,640	11,667	0	2	0	2	0	11,669	0	0	0	669	08/15/2023	1.E FE
796839-BP-2	San Bernardino CA Rev Bond MW 12.5BP Sink 6.020% 08/01/23		08/01/2023	Maturity		10,000	10,000	10,529	10,037	0	(37)	0	(37)	0	10,000	0	0	0	602	08/01/2023	1.B FE
0909999999. Subtotal - Bonds - U.S. Special Revenues						192,201	192,201	179,998	138,057	0	12,906	0	12,906	0	192,201	0	0	0	3,386	XXX	XXX
03464L-AA-4	ANGEL OAK Mortgage Trust AOMT 2020-4 A1 RMBS 144A 1.469% 06/25/65		09/01/2023	Paydown		3,710	3,710	3,710	3,708	0	2	0	2	0	3,710	0	0	0	35	06/25/2065	1.A FM
065405-AB-8	Bank BANK 2019-BN16 A2 CMBS 3.933% 02/15/52		09/01/2023	Paydown		13,223	13,223	13,619	13,245	0	(22)	0	(22)	0	13,223	0	0	0	345	02/15/2052	1.A FM
105699-AA-0	BRAVO Residential Funding BRAVO 2020-NQM1 A1 RMBS 144A 1.449% 05/25/60		09/01/2023	Paydown		3,140	3,140	3,140	3,138	0	2	0	2	0	3,140	0	0	0	29	05/25/2060	1.A FM
10620W-AH-1	Brazos Education BELA 2021-2 A1A ABS 2.060% 01/25/72		09/25/2023	Paydown		7,015	7,015	7,015	7,015	0	0	0	0	0	7,015	0	0	0	95	01/25/2072	1.B FE
12597C-AC-1	CNH Equipment Tr CNH 2019-C A3 ABS 2.010% 12/16/24		07/15/2023	Paydown		30,286	30,286	30,282	30,284	0	2	0	2	0	30,286	0	0	0	355	12/16/2024	1.A FE
14043K-AD-7	Capital One Prime Auto Receiva COPAR 2023-1 A2 ABS 5.200% 05/15/26		09/15/2023	Paydown		4,970	4,970	4,970	0	0	0	0	0	0	4,970	0	0	0	138	05/15/2026	1.A FE
165183-CJ-1	Chesapeake Funding II LLC CFII 2020-1A A1 ABS 144A 0.870% 08/16/32		07/26/2023	Mitsubishi Bank LTD		20,817	20,947	20,947	20,947	0	0	0	0	0	20,947	0	(131)	(131)	113	08/16/2032	1.A FE
165183-CJ-1	Chesapeake Funding II LLC CFII 2020-1A A1 ABS 144A 0.870% 08/16/32		07/15/2023	Paydown		3,474	3,474	3,474	3,474	0	0	0	0	0	3,474	0	0	0	18	08/16/2032	1.A FE
19685G-AA-4	COLT Funding LLC COLT 2022-4 A1 144A RMBS 4.301% 03/25/67		09/01/2023	Paydown		4,351	4,351	4,351	4,349	0	2	0	2	0	4,351	0	0	0	129	03/25/2067	1.A FE
257812-AD-9	Donlen Fleet Lea DFLF2 2021-2 A2 ABS 144A 0.560% 12/11/34		09/10/2023	Paydown		33,360	33,360	33,356	33,359	0	2	0	2	0	33,360	0	0	0	126	12/11/2034	1.A FE
31572Y-AA-6	Ellington Financial Mortgage EFMT 2022-2 A1 RMBS 144A 4.299% 04/25/67		09/01/2023	Paydown		11,452	11,452	11,404	11,405	0	47	0	47	0	11,452	0	0	0	320	04/25/2067	1.A FE
34533G-AG-4	Ford Credit Auto FORDO 2020-B C ABS 2.040% 12/15/26		07/25/2023	Mitsubishi Bank LTD		974,063	1,000,000	959,492	964,177	0	9,598	0	9,598	0	973,775	0	288	288	12,580	12/15/2026	1.A FE
36166R-AA-2	GCAT GCAT 2020-NQM2 A1 RMBS 144A 1.555% 04/25/65		09/01/2023	Paydown		2,455	2,455	2,455	2,453	0	1	0	1	0	2,455	0	0	0	28	04/25/2065	1.A FE
36168H-AA-2	GCAT GCAT 2021-NQM A1 RMBS 144A 1.093% 08/25/66		09/01/2023	Paydown		13,546	13,546	13,546	13,544	0	2	0	2	0	13,546	0	0	0	94	08/25/2066	1.A FM

SCHEDULE D - PART 4

Show All Long-Term Bonds and Stock Sold, Redeemed or Otherwise Disposed of During the Current Quarter

1	2	3	4	5	6	7	8	9	10	Change In Book/Adjusted Carrying Value					16	17	18	19	20	21	22
										11	12	13	14	15							
CUSIP Ident-ification	Description	For-eign	Disposal Date	Name of Purchaser	Number of Shares of Stock	Consid-eration	Par Value	Actual Cost	Prior Year Book/ Adjusted Carrying Value	Unrealized Valuation Increase/ (Decrease)	Current Year's (Amor-tization)/ Accretion	Current Year's Other Than Temporary Impairment Recog-nized	Total Change in Book/ Adjusted Carrying Value (11 + 12 - 13)	Total Foreign Exchange Change in Book /Adjusted Carrying Value	Book/ Adjusted Carrying Value at Disposal Date	Foreign Exchange Gain (Loss) on Disposal	Realized Gain (Loss) on Disposal	Total Gain (Loss) on Disposal	Bond Interest/ Stock Dividends Received During Year	Stated Con-tractual Maturity Date	NAIC Desig-nation, NAIC Desig-nation Modifier and SVO Admini-strative Symbol
362541-AB-0	GM Financial Automobile Leasin GMALT 2023-1 A2A ABS 5.270% 06/20/25		09/20/2023	Paydown		6,534	6,534	6,533	0	0	1	0	1	0	6,534	0	0	0	180	06/20/2025	1.A FE
36256B-AC-4	GS MORTGAGE BACKED SEC TR GSMBS 2018-RPL1 A1A RMBS 144A 3.750% 10/25/57		09/01/2023	Paydown		19,082	19,082	18,815	18,953	0	128	0	128	0	19,082	0	0	0	483	10/25/2057	1.A FM
36269C-AA-1	GS Mortgage Secu GSMS 2022-SHIP A CMBS 144A 6.063% 08/15/24		08/15/2023	Paydown		55,000	55,000	53,872	54,322	0	678	0	678	0	55,000	0	0	0	2,060	08/15/2024	1.A FM
44891W-AC-3	Hyundai Auto Lea HALST 2022-A A3 ABS 144A 1.160% 01/15/25		09/15/2023	Paydown		365,003	365,003	353,596	0	0	11,406	0	11,406	0	365,003	0	0	0	2,627	01/15/2025	1.A FE
552757-AA-4	MFRA Trust MFRA 2020-NQM3 A1 RMBS 144A 1.014% 01/26/65		09/01/2023	Paydown		2,285	2,285	2,285	2,284	0	1	0	1	0	2,285	0	0	0	15	01/26/2065	1.A FE
60700K-AC-6	MMAF Equipment F MMAF 2020-BA A3 ABS 144A 0.490% 08/14/25		09/14/2023	Paydown		10,916	10,916	10,916	10,916	0	0	0	0	0	10,916	0	0	0	36	08/14/2025	1.A FE
64829F-AA-9	New Residential NRZT 2016-1A A1 RMBS 144A 3.750% 03/25/56		09/01/2023	Paydown		1,078	1,078	1,110	1,105	0	(27)	0	(27)	0	1,078	0	0	0	27	03/25/2056	1.A FM
74332Y-AA-7	Progress Residen PROG 2022-SFR5 A ABS 144A 4.451% 06/17/39		09/01/2023	Paydown		414	414	412	412	0	2	0	2	0	414	0	0	0	14	06/17/2039	1.A FE
80286X-AE-4	Santander Drive SDART 2021-2 C ABS 0.900% 06/15/26		07/27/2023	Mizuho Investor Sec Co		299,292	303,212	295,253	298,288	0	2,949	0	2,949	0	301,237	0	(1,945)	(1,945)	1,713	06/15/2026	1.C FE
80286X-AE-4	Santander Drive SDART 2021-2 C ABS 0.900% 06/15/26		07/15/2023	Paydown		52,330	52,330	50,956	51,480	0	850	0	850	0	52,330	0	0	0	275	06/15/2026	1.C FE
85573T-AA-2	Starwood Mortgage Residential STAR 2022-1 A1 RMBS 144A 2.447% 12/25/66		09/01/2023	Paydown		11,631	11,631	11,631	11,628	0	4	0	4	0	11,631	0	0	0	190	12/25/2066	1.A FE
891940-AB-4	Toyota Auto Receivables Owner TAOT 2023-A A2 ABS 5.050% 01/15/26		09/15/2023	Paydown		73,993	73,993	73,990	0	0	3	0	3	0	73,993	0	0	0	2,234	01/15/2026	1.A FE
92537K-AA-2	Verus Securitization Trust VERUS 19-4 A1 RMBS 144A 2.642% 11/25/59		09/01/2023	Paydown		1,545	1,545	1,545	1,543	0	2	0	2	0	1,545	0	0	0	27	11/25/2059	1.A FM
92538H-AA-8	VERUS SECURITIZATION TRUST VERUS 2021-4 A1 RMBS 144A 0.938% 07/25/66		09/01/2023	Paydown		12,102	12,102	12,102	12,099	0	3	0	3	0	12,102	0	0	0	79	07/25/2066	1.A FE
92888E-AC-7	Volvo Financial VFET 2020--1A A3 ABS 144A 0.510% 10/15/24		07/27/2023	Merrill Lynch		15,627	15,747	15,747	15,747	0	0	0	0	0	15,747	0	(120)	(120)	50	10/15/2024	1.A FE
92888E-AC-7	Volvo Financial VFET 2020--1A A3 ABS 144A 0.510% 10/15/24		07/15/2023	Paydown		5,098	5,098	5,098	5,098	0	0	0	0	0	5,098	0	0	0	15	10/15/2024	1.A FE
04942J-AC-5	ATLAS SENIOR LOAN FUND LTD ATCLO 2018-10A A CLO 144A 6.660% 01/15/31	D	09/29/2023	BTIGLLC		210,653	211,605	211,605	211,605	0	0	0	0	0	211,605	0	(952)	(952)	12,357	01/15/2031	1.A FE
04942J-AC-5	ATLAS SENIOR LOAN FUND LTD ATCLO 2018-10A A CLO 144A 6.660% 01/15/31	D	07/17/2023	Paydown		18,914	18,914	18,914	18,914	0	0	0	0	0	18,914	0	0	0	832	01/15/2031	1.A FE
12549J-AY-7	CIFC Asset Mgt LLC CIFC 2014-1A A1R2 CLO 144A 6.672% 01/18/31	D	07/18/2023	Paydown		10,513	10,513	10,487	10,501	0	12	0	12	0	10,513	0	0	0	466	01/18/2031	1.A FE
14311A-AS-1	CARLYLE GLOBAL MKT STRATEGIES CGMS 2014-5A A1RR CLO 144A 6.710% 07/15/31	D	09/29/2023	BTIGLLC		691,049	694,522	694,522	694,522	0	0	0	0	0	694,522	0	(3,473)	(3,473)	40,897	07/15/2031	1.A FE
14312J-AY-8	CARLYLE GLOBAL MARKET STRG CGMS 2015-5A A1RR CLO 144A 6.662% 01/20/32	D	07/20/2023	Paydown		528	528	528	528	0	0	0	0	0	528	0	0	0	23	01/20/2032	1.A FE
26245M-AC-5	DRYDEN SENIOR LOAN FUND DRSLF 2018-55A A1 CLO 144A 6.590% 04/15/31	D	07/17/2023	Paydown		5,999	5,999	5,999	5,999	0	0	0	0	0	5,999	0	0	0	261	04/15/2031	1.A FE
48250M-AK-3	KKR FINANCIAL CLO LTD KKR 11 AR CLO 144A 6.750% 01/15/31	D	07/17/2023	Paydown		18,121	18,121	17,209	17,609	0	512	0	512	0	18,121	0	0	0	809	01/15/2031	1.A FE
50188Y-AE-4	KY LCM 24A AR CLO 144A 6.568% 03/20/30	D	09/28/2023	Morgan Stanley		363,674	364,952	364,952	364,952	0	0	0	0	0	364,952	0	(1,277)	(1,277)	20,826	03/20/2030	1.A FE
50188Y-AE-4	KY LCM 24A AR CLO 144A 6.568% 03/20/30	D	07/20/2023	Paydown		45,374	45,374	45,374	45,374	0	0	0	0	0	45,374	0	0	0	1,977	03/20/2030	1.A FE
55820Y-AA-5	Madison Park Funding Ltd Mdpk 2018-27A A1A CLO 144A 6.612% 04/20/30	D	07/20/2023	Paydown		1,652	1,652	1,644	1,648	0	4	0	4	0	1,652	0	0	0	73	04/20/2030	1.A FE
83011P-AC-1	SIXST 2022-21A B SIXST 2022-21A B CLO 144A 8.308% 10/15/35	D	09/29/2023	BTIGLLC		1,126,496	1,120,000	1,120,000	1,120,000	0	0	0	0	0	1,120,000	0	6,496	6,496	77,604	10/15/2035	1.C FE
1109999999. Subtotal - Bonds - Industrial and Miscellaneous (Unaffiliated)						4,550,765	4,580,079	4,516,856	4,086,625	0	26,164	0	26,164	0	4,551,879	0	(1,114)	(1,114)	180,555	XXX	XXX

SCHEDULE D - PART 4

Show All Long-Term Bonds and Stock Sold, Redeemed or Otherwise Disposed of During the Current Quarter

1	2	3	4	5	6	7	8	9	10	Change In Book/Adjusted Carrying Value					16	17	18	19	20	21	22
										11	12	13	14	15							
CUSIP Ident-ification	Description	For-eign	Disposal Date	Name of Purchaser	Number of Shares of Stock	Consid-eration	Par Value	Actual Cost	Prior Year Book/ Adjusted Carrying Value	Unrealized Valuation Increase/ (Decrease)	Current Year's (Amor-tization)/ Accretion	Current Year's Other Than Temporary Impairment Recog-nized	Total Change in Book/ Adjusted Carrying Value (11 + 12 - 13)	Total Foreign Exchange Change in Book /Adjusted Carrying Value	Book/ Adjusted Carrying Value at Disposal Date	Foreign Exchange Gain (Loss) on Disposal	Realized Gain (Loss) on Disposal	Total Gain (Loss) on Disposal	Bond Interest/ Stock Dividends Received During Year	Stated Con-tractual Maturity Date	NAIC Desig-nation, NAIC Desig-nation Modifier and SVO Admini-strative Symbol
2509999997. Total - Bonds - Part 4						4,742,966	4,772,280	4,696,854	4,224,682	0	39,070	0	39,070	0	4,744,080	0	(1,114)	(1,114)	183,941	XXX	XXX
2509999998. Total - Bonds - Part 5						XXX	XXX	XXX	XXX	XXX	XXX	XXX	XXX	XXX	XXX	XXX	XXX	XXX	XXX	XXX	XXX
2509999999. Total - Bonds						4,742,966	4,772,280	4,696,854	4,224,682	0	39,070	0	39,070	0	4,744,080	0	(1,114)	(1,114)	183,941	XXX	XXX
4509999997. Total - Preferred Stocks - Part 4						0	XXX	0	0	0	0	0	0	0	0	0	0	0	0	XXX	XXX
4509999998. Total - Preferred Stocks - Part 5						XXX	XXX	XXX	XXX	XXX	XXX	XXX	XXX	XXX	XXX	XXX	XXX	XXX	XXX	XXX	XXX
4509999999. Total - Preferred Stocks						0	XXX	0	0	0	0	0	0	0	0	0	0	0	0	XXX	XXX
5989999997. Total - Common Stocks - Part 4						0	XXX	0	0	0	0	0	0	0	0	0	0	0	0	XXX	XXX
5989999998. Total - Common Stocks - Part 5						XXX	XXX	XXX	XXX	XXX	XXX	XXX	XXX	XXX	XXX	XXX	XXX	XXX	XXX	XXX	XXX
5989999999. Total - Common Stocks						0	XXX	0	0	0	0	0	0	0	0	0	0	0	0	XXX	XXX
5999999999. Total - Preferred and Common Stocks						0	XXX	0	0	0	0	0	0	0	0	0	0	0	0	XXX	XXX
6009999999 - Totals						4,742,966	XXX	4,696,854	4,224,682	0	39,070	0	39,070	0	4,744,080	0	(1,114)	(1,114)	183,941	XXX	XXX

Schedule DB - Part A - Section 1 - Options, Caps, Floors, Collars, Swaps and Forwards Open

N O N E

Schedule DB - Part B - Section 1 - Futures Contracts Open

N O N E

Schedule DB - Part B - Section 1B - Brokers with whom cash deposits have been made

N O N E

Schedule DB - Part D - Section 1 - Counterparty Exposure for Derivative Instruments Open

N O N E

Schedule DB - Part D-Section 2 - Collateral for Derivative Instruments Open - Pledged By

N O N E

Schedule DB - Part D-Section 2 - Collateral for Derivative Instruments Open - Pledged To

N O N E

Schedule DB - Part E - Derivatives Hedging Variable Annuity Guarantees

N O N E

Schedule DL - Part 1 - Reinvested Collateral Assets Owned

N O N E

Schedule DL - Part 2 - Reinvested Collateral Assets Owned

N O N E

SCHEDULE E - PART 1 - CASH

Month End Depository Balances

1	2	3	4	5	Book Balance at End of Each Month During Current Quarter			9
					6	7	8	
Depository	Code	Rate of Interest	Amount of Interest Received During Current Quarter	Amount of Interest Accrued at Current Statement Date	First Month	Second Month	Third Month	*
CITIBANK NA Cert of Deposit . Due 03/05/2024		5.800	0	13,765	689,000	689,000	689,000	XXX
DNB Bank ASA, New York Branch Cert of Deposit Due 11/16/2023		5.390	0	10,475	506,908	506,908	506,928	XXX
Mizuho Baank Cert of Deposit Due 12/14/2023		5.400	0	29,493	678,000	678,000	678,000	XXX
Norinchukin Bank Cert of Deposit Due 08/15/2023		3.950	32,950	0	825,000	0	0	XXX
WELLS FARGO BANK NA Cert of Deposit Due 08/02/2024		0.000	0	2,755	0	622,000	622,000	XXX
LLOYDS BANK CORP MKT PLC Cert of Deposit Due 12/14/2023		5.490	0	16,938	383,000	383,000	383,000	XXX
Bank of Montreal Cert of Deposit Due 10/06/2023		5.000	0	49,861	1,000,000	1,000,000	1,000,000	XXX
Credit Agricole Corporate And Cert of Deposit Due 11/17/2023		5.410	0	14,268	693,000	693,000	693,000	XXX
STANDARD CHARTERED BNY BRANCH Cert of Deposit Due 08/11/2023		4.020	32,517	0	800,000	0	0	XXX
Oversea-Chinese BK CO NY Cert of Deposit Due 07/05/2023		5.280	21,574	0	0	0	0	XXX
Norinchukin Bank - NY Branch Cert of Deposit Due 01/17/2024		5.710	0	8,743	0	1,225,000	1,225,000	XXX
Bank of America Cert of Deposit Due 05/24/2024		5.800	0	11,028	552,000	552,000	552,000	XXX
Wells Fargo San Francisco, CA		4.650	13,439	0	(5,053,391)	311,318	937,314	XXX
0199998. Deposits in ... 0 depositories that do not exceed the allowable limit in any one depository (See instructions) - Open Depositories	XXX	XXX	0	0	0	0	0	XXX
0199999. Totals - Open Depositories	XXX	XXX	100,480	157,326	1,073,517	6,660,226	7,286,242	XXX
0299998. Deposits in ... 0 depositories that do not exceed the allowable limit in any one depository (See instructions) - Suspended Depositories	XXX	XXX	0	0	0	0	0	XXX
0299999. Totals - Suspended Depositories	XXX	XXX	0	0	0	0	0	XXX
0399999. Total Cash on Deposit	XXX	XXX	100,480	157,326	1,073,517	6,660,226	7,286,242	XXX
0499999. Cash in Company's Office	XXX	XXX	XXX	XXX	0	0	0	XXX
0599999. Total - Cash	XXX	XXX	100,480	157,326	1,073,517	6,660,226	7,286,242	XXX

SCHEDULE E - PART 2 - CASH EQUIVALENTS

Show Investments Owned End of Current Quarter

1 CUSIP	2 Description	3 Code	4 Date Acquired	5 Rate of Interest	6 Maturity Date	7 Book/Adjusted Carrying Value	8 Amount of Interest Due and Accrued	9 Amount Received During Year
0109999999. Total - U.S. Government Bonds						0	0	0
0309999999. Total - All Other Government Bonds						0	0	0
0509999999. Total - U.S. States, Territories and Possessions Bonds						0	0	0
0709999999. Total - U.S. Political Subdivisions Bonds						0	0	0
0909999999. Total - U.S. Special Revenues Bonds						0	0	0
	ING GROEP NV Corp Note Non Call 456837AK		08/28/2023	4.100	10/02/2023	249,985	5,097	(3,744)
1019999999. Subtotal - Bonds - Industrial and Miscellaneous (Unaffiliated) - Issuer Obligations						249,985	5,097	(3,744)
1109999999. Total - Industrial and Miscellaneous (Unaffiliated) Bonds						249,985	5,097	(3,744)
1309999999. Total - Hybrid Securities						0	0	0
1509999999. Total - Parent, Subsidiaries and Affiliates Bonds						0	0	0
1909999999. Subtotal - Unaffiliated Bank Loans						0	0	0
2419999999. Total - Issuer Obligations						249,985	5,097	(3,744)
2429999999. Total - Residential Mortgage-Backed Securities						0	0	0
2439999999. Total - Commercial Mortgage-Backed Securities						0	0	0
2449999999. Total - Other Loan-Backed and Structured Securities						0	0	0
2459999999. Total - SVO Identified Funds						0	0	0
2469999999. Total - Affiliated Bank Loans						0	0	0
2479999999. Total - Unaffiliated Bank Loans						0	0	0
2509999999. Total Bonds						249,985	5,097	(3,744)
09248U-55-1	BlackRock Liq Funds Treasury Trust Fund		09/29/2023	0.000		32,035,338	0	17,259
09248U-71-8	BlackRock Liquidity Funds T-Fund Port		09/04/2023	0.000		38,060,208	0	615,915
261908-10-7	Dreyfus Treasury Cash Mgmt Fund		09/04/2023	0.000		23,045,202	0	128,563
31846V-54-2	First American Treasury Obligations Fund		09/21/2023	0.000		33,683,134	0	103,784
38141W-32-3	Goldman Sachs Treasury Obligations Fund		09/29/2023	0.000		34,979,503	0	106,714
4812C2-73-4	JP Morgan US Treasury Plus Mmkt		09/21/2023	0.000		793,068	0	40,537
61747C-58-2	Morgan Stanley Institutional Liquidity F		09/29/2023	0.000		19,600,722	0	82,970
665279-87-3	Northern Inst Ins-Treasury Port		09/28/2023	0.000		3,538,887	0	42,855
825252-40-6	Invesco AIM STIT TREASURY MMF		09/04/2023	0.000		30,895,558	0	263,719
8209999999. Subtotal - Exempt Money Market Mutual Funds - as Identified by the SVO						216,631,620	0	1,402,316
147539-67-0	DEUTSCHE INV MGT CASH ACCT GOV/AGENCY DW		09/04/2023	0.000		4,165	0	147
25160K-20-7	DEUTSCHE GOV MMKT Gov Series Ins Shares		09/04/2023	0.000		17,783	0	636
262006-20-8	Dreyfus Govt Cash Mgmt - Inst		09/04/2023	0.000		4,186	0	148
26200X-20-9	Dreyfus Inst Pred Govt MMF-Hamilton		09/04/2023	0.000		15,707	0	556
38141W-27-3	Goldman Sachs Government Fund		09/04/2023	0.000		4,969	0	176
40428X-10-7	HSBC HSBC US GOVT MMKT-I		09/04/2023	0.000		19,006	0	677
4812C0-67-0	JP Morgan US Govt MMKT CP		09/04/2023	0.000		10,959	0	386
61747C-70-7	Morgan Stanley Institutional Liquidity F		09/04/2023	0.000		4,637	0	165
74926P-69-6	RBC US Government Money Market		09/04/2023	0.000		1,707	0	61
825252-88-5	Invesco AIM STIT GOVT & AGENCY-INST MMF		09/04/2023	0.000		2,897	0	104
8309999999. Subtotal - All Other Money Market Mutual Funds						86,016	0	3,056
8609999999 - Total Cash Equivalents						216,967,621	5,097	1,401,628