



ANNUAL STATEMENT
 FOR THE YEAR ENDED DECEMBER 31, 2023
 OF THE CONDITION AND AFFAIRS OF THE
LONGEVITY HEALTH PLAN OF MICHIGAN, INC.

NAIC Group Code..... 4920..... 4920..... NAIC Company Code..... 16779..... Employer's ID Number..... 83-3062929.....
 (Current) (Prior)

Organized under the Laws of..... MI..... State of Domicile or Port of Entry..... MI.....
 Country of Domicile..... US.....
 Licensed as business type:..... Health Maintenance Organization..... Is HMO Federally Qualified?..... NO.....
 Incorporated/Organized..... 01/02/2019..... Commenced Business..... 01/01/2021.....
 Statutory Home Office..... 2900 West Road, Suite 500 East..... East Lansing, MI, US 48823.....
 Main Administrative Office..... 11780 US Highway One, Suite: N107.....
 Palm Beach Gardens, FL, US 33408..... 561-444-0710.....
 (Telephone)
 Mail Address..... 11780 US Highway One, Suite: N107..... Palm Beach Gardens, FL, US 33408.....
 Primary Location of Books and
 Records..... 11780 US Highway One, Suite: N107.....
 Palm Beach Gardens, FL, US 33408..... 561-444-0710.....
 (Telephone)
 Internet Website Address..... N/A.....
 Statutory Statement Contact..... Vicky Zhai..... 561-632-8915.....
 (Telephone)
 vicky.zhai@longevityhealthplan.com.....
 (E-Mail) (Fax)

OFFICERS

..... Rene Lerer, CEO & President.....
 Leslie Steven Granow, CFO & Treasurer.....
 Brendan Todd Rager, Secretary.....

OTHER




..... Rosemary Lopez#, Enrollee Director.....

DIRECTORS OR TRUSTEES


..... Rene Lerer.....
 Brendan Todd Rager.....
 Leslie Steven Granow.....

State of Florida.....
 County of Palm Beach..... SS

The officers of this reporting entity being duly sworn, each depose and say that they are the described officers of said reporting entity, and that on the reporting period stated above, all of the herein described assets were the absolute property of the said reporting entity, free and clear from any liens or claims thereon, except as herein stated, and that this statement, together with related exhibits, schedules and explanations therein contained, annexed or referred to, is a full and true statement of all the assets and liabilities and of the condition and affairs of the said reporting entity as of the reporting period stated above, and of its income and deductions therefrom for the period ended, and have been completed in accordance with the NAIC Annual Statement Instructions and Accounting Practices and Procedures manual except to the extent that: (1) state law may differ; or, (2) that state rules or regulations require differences in reporting not related to accounting practices and procedures, according to the best of their information, knowledge and belief, respectively. Furthermore, the scope of this attestation by the described officers also includes the related corresponding electronic filing with the NAIC, when required, that is an exact copy (except for formatting differences due to electronic filing) of the enclosed statement. The electronic filing may be requested by various regulators in lieu of or in addition to the enclosed statement.

x  x  x 
 Brendan Todd Rager Secretary Leslie Steven Granow CFO & Treasurer Rene Lerer CEO & President

Subscribed and sworn to before me
 this 22nd day of
February, 2024



- a. Is this an original filing? Yes
 b. If no:
 1. State the amendment number: _____
 2. Date filed: _____
 3. Number of pages attached: _____



EXHIBIT 2 - ACCIDENT AND HEALTH PREMIUMS DUE AND UNPAID

1 Name of Debtor	2 1 - 30 Days	3 31 - 60 Days	4 61 - 90 Days	5 Over 90 Days	6 Nonadmitted	7 Admitted
0199999 Total individuals.....	539	346				885
Group subscribers:						
0299997 Group subscriber subtotal.....						
0299998 Premiums due and unpaid not individually listed.....						
0299999 Total group.....						
0399999 Premiums due and unpaid from Medicare entities.....						
0499999 Premiums due and unpaid from Medicaid entities.....						
0599999 Accident and health premiums due and unpaid (Page 2, Line 15).....	539	346				885

EXHIBIT 3 - HEALTH CARE RECEIVABLES

1 Name of Debtor	2 1 - 30 Days	3 31 - 60 Days	4 61 - 90 Days	5 Over 90 Days	6 Nonadmitted	7 Admitted
0199998 – Aggregate of Amounts Not Individually Listed	98,692	103,962	111,225	321,706	321,706	313,879
0199999 – Pharmaceutical Rebate Receivables	98,692	103,962	111,225	321,706	321,706	313,879
0299998 – Aggregate of Amounts Not Individually Listed	10,116			80,240	80,240	10,116
0299999 – Claim Overpayment Receivables	10,116			80,240	80,240	10,116
0799999 – Gross Health Care Receivables	108,808	103,962	111,225	401,946	401,946	323,995

EXHIBIT 3A - ANALYSIS OF HEALTH CARE RECEIVABLES COLLECTED AND ACCRUED

Type of Health Care Receivable	Health Care Receivables Collected or Offset During the Year		Health Care Receivables Accrued as of December 31 of Current Year		5	6
	1 On Amounts Accrued Prior to January 1 of Current Year	2 On Amounts Accrued During the Year	3 On Amounts Accrued December 31 of Prior Year	4 On Amounts Accrued During the Year	Health Care Receivables from Prior Years (Cols. 1 + 3)	Estimated Health Care Receivables Accrued as of December 31 of Prior Year
1. Pharmaceutical rebate receivables	601,415	487,487		635,585	601,415	115,919
2. Claim overpayment receivables	49,361			90,356	49,361	49,361
3. Loans and advances to providers						
4. Capitation arrangement receivables						
5. Risk sharing receivables						
6. Other health care receivables						-
7. Totals (Lines 1 through 6)	650,776	487,487		725,941	650,776	165,280

Note that the accrued amounts in Columns 3, 4 and 6 are the total health care receivables, not just the admitted portion.

EXHIBIT 4 - CLAIMS UNPAID AND INCENTIVE POOL, WITHHOLD AND BONUS (REPORTED AND UNREPORTED)

Aging Analysis of Unpaid Claims

1 Account	2 1 - 30 Days	3 31 - 60 Days	4 61 - 90 Days	5 91 - 120 Days	6 Over 120 Days	7 Total
0399999 - Aggregate accounts not individually listed-covered.....	121,869				423	122,292
0499999 - Subtotals.....	121,869				423	122,292
0599999 - Unreported claims and other claim reserves.....						3,493,595
0799999 - Total claims unpaid.....						3,615,887
0899999 - Accrued medical incentive pool and bonus amounts.....						

EXHIBIT 5 - AMOUNTS DUE FROM PARENT, SUBSIDIARIES AND AFFILIATES

1 Name of Affiliate	2 1 - 30 Days	3 31 - 60 Days	4 61 - 90 Days	5 Over 90 Days	6 Nonadmitted	Admitted	
						7 Current	8 Non-Current
Livewell Choice.....	231,543					231,543	
0199999 – Individually listed receivables.....	231,543					231,543	
0399999 – Total gross amounts receivable.....	231,543					231,543	

EXHIBIT 6 - AMOUNTS DUE TO PARENT, SUBSIDIARIES AND AFFILIATES

1 Affiliate	2 Description	3 Amount	4 Current	5 Non-Current
LHP MSO, LLC	Management Service Fees	983,547	983,547	
0199999 – Individually listed payable		983,547	983,547	
0399999 – Total gross payables		983,547	983,547	

EXHIBIT 7 – PART 1 – SUMMARY OF TRANSACTIONS WITH PROVIDERS

Payment Method	1 Direct Medical Expense Payment	2 Column 1 as a % of Total Payments	3 Total Members Covered	4 Column 3 as a % of Total Members	5 Column 1 Expenses Paid to Affiliated Providers	6 Column 1 Expenses Paid to Non-Affiliated Providers
Capitation Payments:						
1. Medical groups						
2. Intermediaries						
3. All other providers	20,245,601	81.417	811	100.000	20,245,601	
4. Total capitation payments	20,245,601	81.417	811	100.000	20,245,601	
Other Payments:						
5. Fee-for-service			XXX	XXX		
6. Contractual fee payments	4,597,737	18.490	XXX	XXX		4,597,737
7. Bonus/withhold arrangements – fee-for-service			XXX	XXX		
8. Bonus/withhold arrangements – contractual fee payments	23,094	0.093	XXX	XXX	23,094	
9. Non-contingent salaries			XXX	XXX		
10. Aggregate cost arrangements			XXX	XXX		
11. All other payments			XXX	XXX		
12. Total other payments	4,620,831	18.583	XXX	XXX	23,094	4,597,737
13. Total (Line 4 plus Line 12)	24,866,432	100.000 %	XXX	XXX	20,268,695	4,597,737

EXHIBIT 7 – PART 2 – SUMMARY OF TRANSACTIONS WITH INTERMEDIARIES

1 NAIC Code	2 Name of Intermediary	3 Capitation Paid	4 Average Monthly Capitation	5 Intermediary's Total Adjusted Capital	6 Intermediary's Authorized Control Level RBC
9999999 – Totals			XXX	XXX	XXX

NONE

EXHIBIT 8 – FURNITURE, EQUIPMENT AND SUPPLIES OWNED

Description	1 Cost	2 Improvements	3 Accumulated Depreciation	4 Book Value Less Encumbrances	5 Assets Not Admitted	6 Net Admitted Assets
1. Administrative furniture and equipment.....	NONE					
2. Medical furniture, equipment and fixtures.....						
3. Pharmaceuticals and surgical supplies.....						
4. Durable medical equipment.....						
5. Other property and equipment.....						
6. Total.....						



EXHIBIT OF PREMIUMS, ENROLLMENT AND UTILIZATION (a)

REPORT FOR: 1. CORPORATION Longevity Health Plan of Michigan, Inc.

2. Palm Beach Gardens, FL
(LOCATION)

NAIC Group Code: 4920

BUSINESS IN THE STATE OF MICHIGAN DURING THE YEAR 2023

NAIC Company Code: 16779

	1 Total	Comprehensive (Hospital & Medical)		4 Medicare Supplement	5 Vision Only	6 Dental Only	7 Federal Employees Health Benefits Plan	8 Title XVIII Medicare	9 Title XIX Medicaid	10 Credit A&H	11 Disability Income	12 Long-Term Care	13 Other Health	14 Other Non-Health
		2 Individual	3 Group											
Total Members at end of:														
1. Prior Year	626							626						
2. First Quarter	641							641						
3. Second Quarter	656							656						
4. Third Quarter	725							725						
5. Current Year	811							811						
6. Current Year Member Months	8,323							8,323						
Total Member Ambulatory Encounters for Year:														
7. Physician	18,137							18,137						
8. Non-Physician	27,764							27,764						
9. Total	45,901							45,901						
10. Hospital Patient Days Incurred	3,853							3,853						
11. Number of Inpatient Admissions	433							433						
12. Health Premiums Written (b)	27,642,485							27,642,485						
13. Life Premiums Direct														
14. Property/Casualty Premiums Written														
15. Health Premiums Earned	27,642,485							27,642,485						
16. Property/Casualty Premiums Earned														
17. Amount Paid for Provision of Health Care Services	24,866,432							24,866,432						
18. Amount Incurred for Provision of Health Care Services	24,554,518							24,554,518						

30 MI

(a) For health business: number of persons insured under PPO managed care products and number of persons insured under indemnity only products .
 (b) For health premiums written: amount of Medicare Title XVIII exempt from state taxes or fees \$ 27,642,485



EXHIBIT OF PREMIUMS, ENROLLMENT AND UTILIZATION (a)

REPORT FOR: 1. CORPORATION Longevity Health Plan of Michigan, Inc.

2. Palm Beach Gardens, FL
(LOCATION)

NAIC Group Code: 4920

BUSINESS IN THE STATE OF GRAND TOTAL DURING THE YEAR 2023

NAIC Company Code: 16779

	1 Total	Comprehensive (Hospital & Medical)		4 Medicare Supplement	5 Vision Only	6 Dental Only	7 Federal Employees Health Benefits Plan	8 Title XVIII Medicare	9 Title XIX Medicaid	10 Credit A&H	11 Disability Income	12 Long-Term Care	13 Other Health	14 Other Non-Health
		2 Individual	3 Group											
Total Members at end of:														
1. Prior Year	626							626						
2. First Quarter	641							641						
3. Second Quarter	656							656						
4. Third Quarter	725							725						
5. Current Year	811							811						
6. Current Year Member Months	8,323							8,323						
Total Member Ambulatory Encounters for Year:														
7. Physician	18,137							18,137						
8. Non-Physician	27,764							27,764						
9. Total	45,901							45,901						
10. Hospital Patient Days Incurred	3,853							3,853						
11. Number of Inpatient Admissions	433							433						
12. Health Premiums Written (b)	27,642,485							27,642,485						
13. Life Premiums Direct														
14. Property/Casualty Premiums Written														
15. Health Premiums Earned	27,642,485							27,642,485						
16. Property/Casualty Premiums Earned														
17. Amount Paid for Provision of Health Care Services	24,866,432							24,866,432						
18. Amount Incurred for Provision of Health Care Services	24,554,518							24,554,518						

30.GT

(a) For health business: number of persons insured under PPO managed care products and number of persons insured under indemnity only products .
 (b) For health premiums written: amount of Medicare Title XVIII exempt from state taxes or fees \$ 27,642,485

SCHEDULE S - PART 1 - SECTION 2

Reinsurance Assumed Accident and Health Insurance Listed by Reinsured Company as of December 31, Current Year

1	2	3	4	5	6	7	8	9	10	11	12	13
NAIC Company Code	ID Number	Effective Date	Name of Reinsured	Domiciliary Jurisdiction	Type of Reinsurance Assumed	Type of Business Assumed	Premiums	Unearned Premiums	Reserve Liability Other Than For Unearned Premiums	Reinsurance Payable on Paid and Unpaid Losses	Modified Coinsurance Reserve	Funds Withheld Under Coinsurance
9999999 - Total (Sum of 0799999 and 1099999)												

NONE

SCHEDULE S - PART 2

Reinsurance Recoverable on Paid and Unpaid Losses Listed by Reinsuring Company as of December 31, Current Year

1 NAIC Company Code	2 ID Number	3 Effective Date	4 Name of Company	5 Domiciliary Jurisdiction	6 Paid Losses	7 Unpaid Losses
Accident and Health, Non-Affiliates, U.S. Non-Affiliates						
23680	47-0698507	01/01/2023	ODYSSEY REINS CO	CT	3,215	
1999999 - Accident and Health, Non-Affiliates, U.S. Non-Affiliates					3,215	
2199999 - Accident and Health, Non-Affiliates, Total Non-Affiliates					3,215	
2299999 - Total Accident and Health					3,215	
2399999 - Total U.S. (Sum of 0399999, 0899999, 1499999 and 1999999)					3,215	
9999999 - Total (Sum of 1199999 and 2299999)					3,215	

SCHEDULE S - PART 3 - SECTION 2

Reinsurance Ceded Accident and Health Insurance Listed by Reinsuring Company as of December 31, Current Year

1 NAIC Company Code	2 ID Number	3 Effective Date	4 Name of Company	5 Domiciliary Jurisdiction	6 Type of Reinsurance Ceded	7 Type of Business Ceded	8 Premiums	9 Unearned Premiums (Estimated)	10 Reserve Credit Taken Other than for Unearned Premiums	Outstanding Surplus Relief		13 Modified Coinsurance Reserve	14 Funds Withheld Under Coinsurance
										11 Current Year	12 Prior Year		
General Account, Authorized, Non-Affiliates, U.S. Non-Affiliates													
..... 23680	47-0698507.....	01/01/2023	ODYSSEY REINS CO.....	CT.....	SSL/I.....	MR..... 44,671
0899999 – General Account, Authorized, Non-Affiliates, U.S. Non-Affiliates.....						 44,671
1099999 – General Account, Authorized, Total Authorized Non-Affiliates.....						 44,671
1199999 – Total General Account Authorized.....						 44,671
4599999 – Total General Account Authorized, Unauthorized, Reciprocal Jurisdiction and Certified.....						 44,671
9199999 – Total U.S.....						 44,671
9999999 – Total (Sum of 4599999 and 9099999).....						 44,671

(34) Schedule S - Part 4

NONE

(34) Schedule S - Part 4 - Bank Footnote

NONE

(35) Schedule S - Part 5

NONE

(35) Schedule S - Part 5 - Bank Footnote

NONE

SCHEDULE S - PART 6

Five-Year Exhibit of Reinsurance Ceded Business
(\$000 Omitted)

	2023	2022	2021	2020	2019
A. OPERATIONS ITEMS					
1 Premiums.....					
2 Title XVIII-Medicare.....	45	32	5		
3 Title XIX-Medicaid.....					
4 Commissions and reinsurance expense allowance.....					
5 Total hospital and medical expenses.....	111				
B. BALANCE SHEET ITEMS					
6 Premiums receivable.....					
7 Claims payable.....					
8 Reinsurance recoverable on paid losses.....	3	106			
9 Experience rating refunds due or unpaid.....					
10 Commissions and reinsurance expense allowances due.....					
11 Unauthorized reinsurance offset.....					
12 Offset for reinsurance with Certified Reinsurers.....					
C. UNAUTHORIZED REINSURANCE (DEPOSITS BY AND FUNDS WITHHELD FROM)					
13 Funds deposited by and withheld from (F).....					
14 Letters of credit (L).....					
15 Trust agreements (T).....					
16 Other (O).....					
D. REINSURANCE WITH CERTIFIED REINSURERS (DEPOSITS BY AND FUNDS WITHHELD FROM)					
17 Multiple Beneficiary Trust.....					
18 Funds deposited by and withheld from (F).....					
19 Letters of credit (L).....					
20 Trust agreements (T).....					
21 Other (O).....					

SCHEDULE S - PART 7

Restatement of Balance Sheet to Identify Net Credit for Ceded Reinsurance

	1	2	3
	As Reported (net of ceded)	Restatement Adjustments	Restated (gross of ceded)
ASSETS (Page 2, Col. 3)			
1 Cash and invested assets (Line 12)	6,862,036		6,862,036
2 Accident and health premiums due and unpaid (Line 15)	1,008,556		1,008,556
3 Amounts recoverable from reinsurers (Line 16.1)	3,215	(3,215)	-
4 Net credit for ceded reinsurance	XXX	3,215	3,215
5 All other admitted assets (Balance)	1,176,568		1,176,568
6 Total assets (Line 28)	9,050,375	-	9,050,375
LIABILITIES, CAPITAL AND SURPLUS (Page 3)			
7 Claims unpaid (Line 1)	3,615,887		3,615,887
8 Accrued medical incentive pool and bonus payments (Line 2)			
9 Premiums received in advance (Line 8)	149,193		149,193
10 Funds held under reinsurance treaties with authorized and unauthorized reinsurers (Line 19, first inset amount plus second inset amount)			
11 Reinsurance in unauthorized companies (Line 20 minus inset amount)			
12 Reinsurance with Certified Reinsurers (Line 20 inset amount)			
13 Funds held under reinsurance treaties with Certified Reinsurers (Line 19 third inset amount)			
14 All other liabilities (Balance)	1,885,848		1,885,848
15 Total liabilities (Line 24)	5,650,928		5,650,928
16 Total capital and surplus (Line 33)	3,399,447	XXX	3,399,447
17 Total liabilities, capital and surplus (Line 34)	9,050,375		9,050,375
NET CREDIT FOR CEDED REINSURANCE			
18 Claims unpaid		XXX	XXX
19 Accrued medical incentive pool		XXX	XXX
20 Premiums received in advance		XXX	XXX
21 Reinsurance recoverable on paid losses	3,215	XXX	XXX
22 Other ceded reinsurance recoverables		XXX	XXX
23 Total ceded reinsurance recoverables	3,215	XXX	XXX
24 Premiums receivable		XXX	XXX
25 Funds held under reinsurance treaties with authorized and unauthorized reinsurers		XXX	XXX
26 Unauthorized reinsurance		XXX	XXX
27 Reinsurance with Certified Reinsurers		XXX	XXX
28 Funds held under reinsurance treaties with Certified Reinsurers		XXX	XXX
29 Other ceded reinsurance payables/offsets		XXX	XXX
30 Total ceded reinsurance payables/offsets		XXX	XXX
31 Total net credit for ceded reinsurance	3,215	XXX	XXX

SCHEDULE T – PART 2
 INTERSTATE COMPACT – EXHIBIT OF PREMIUMS WRITTEN
 Allocated By States And Territories

States, Etc.		Direct Business Only					Totals
		1 Life (Group and Individual)	2 Annuities (Group and Individual)	3 Disability Income (Group and Individual)	4 Long-Term Care (Group and Individual)	5 Deposit-Type Contracts	
1.	Alabama	AL					
2.	Alaska	AK					
3.	Arizona	AZ					
4.	Arkansas	AR					
5.	California	CA					
6.	Colorado	CO					
7.	Connecticut	CT					
8.	Delaware	DE					
9.	District of Columbia	DC					
10.	Florida	FL					
11.	Georgia	GA					
12.	Hawaii	HI					
13.	Idaho	ID					
14.	Illinois	IL					
15.	Indiana	IN					
16.	Iowa	IA					
17.	Kansas	KS					
18.	Kentucky	KY					
19.	Louisiana	LA					
20.	Maine	ME					
21.	Maryland	MD					
22.	Massachusetts	MA					
23.	Michigan	MI					
24.	Minnesota	MN					
25.	Mississippi	MS					
26.	Missouri	MO					
27.	Montana	MT					
28.	Nebraska	NE					
29.	Nevada	NV					
30.	New Hampshire	NH					
31.	New Jersey	NJ					
32.	New Mexico	NM					
33.	New York	NY					
34.	North Carolina	NC					
35.	North Dakota	ND					
36.	Ohio	OH					
37.	Oklahoma	OK					
38.	Oregon	OR					
39.	Pennsylvania	PA					
40.	Rhode Island	RI					
41.	South Carolina	SC					
42.	South Dakota	SD					
43.	Tennessee	TN					
44.	Texas	TX					
45.	Utah	UT					
46.	Vermont	VT					
47.	Virginia	VA					
48.	Washington	WA					
49.	West Virginia	WV					
50.	Wisconsin	WI					
51.	Wyoming	WY					
52.	American Samoa	AS					
53.	Guam	GU					
54.	Puerto Rico	PR					
55.	U.S. Virgin Islands	VI					
56.	Northern Mariana Islands	MP					
57.	Canada	CAN					
58.	Aggregate Other Alien	OT					
59.	Totals						

NONE

Annual Statement for the Year 2023 of the Longevity Health Plan of Michigan, Inc.

SCHEDULE Y

PART 1A - DETAIL OF INSURANCE HOLDING COMPANY SYSTEM

1	2	3	4	5	6	7	8	9	10	11	12	13	14	15	16
Group Code	Group Name	NAIC Company Code	ID Number	Federal RSSD	CIK	Name of Securities Exchange if Publicly Traded (U.S. or International)	Names of Parent, Subsidiaries or Affiliates	Domiciliary Location	Relationship to Reporting Entity	Directly Controlled by (Name of Entity/Person)	Type of Control (Ownership, Board, Management, Attorney-in-Fact, Influence, Other)	If Control is Ownership, Provide Percentage	Ultimate Controlling Entity(ies) / Person(s)	Is an SCA Filing Required? (Yes/No)	*
4920	Longevity Health Group	16779	83-3062929				Longevity Health Plan of Michigan, Inc.	MI	RE	Longevity Health Holdings of Michigan, LLC	Ownership	100.000	Longevity Health Founders, LLC	NO	
4920	Longevity Health Group	16350	82-4248118				Longevity Health Plan of Illinois, Inc.	IL	IA	Longevity Health Holdings of Illinois, LLC	Ownership	100.000	Longevity Health Founders, LLC	NO	
4920	Longevity Health Group	16567	83-2467751				Longevity Health Plan of Florida, Inc.	FL	IA	Longevity Health Holdings of Florida, LLC	Ownership	100.000	Longevity Health Founders, LLC	NO	
4920	Longevity Health Group	16769	83-4177343				Longevity Health Plan of Colorado, Inc.	CO	IA	Longevity Health Holdings of Colorado, LLC	Ownership	100.000	Longevity Health Founders, LLC	NO	
4920	Longevity Health Group	16355	82-5331490				Longevity Health Plan of New Jersey Insurance Company, Inc.	NJ	IA	Longevity Health Holdings of New Jersey, LLC	Ownership	100.000	Longevity Health Founders, LLC	NO	
4920	Longevity Health Group	16364	82-4411565				Longevity Health Plan of New York, Inc.	NY	IA	Longevity Health Holdings of New York, LLC	Ownership	100.000	Longevity Health Founders, LLC	NO	
4920	Longevity Health Group	16768	84-4363580				Longevity Health Plan of North Carolina, Inc.	NC	IA	Longevity Health Holdings of North Carolina, LLC	Ownership	100.000	Longevity Health Founders, LLC	NO	
4920	Longevity Health Group		83-3310594				Longevity Health Health Plan of Ohio, Inc	OH	IA	Longevity Health Holdings of Ohio, LLC	Ownership	100.000	Longevity Health Founders, LLC	NO	
4920	Longevity Health Group	17267	87-3827414				Longevity Health Health Plan of Massachusetts, Inc	MA	IA	Longevity Health Holdings of Massachusetts, LLC	Ownership	100.000	Longevity Health Founders, LLC	NO	
			87-3180010				Longevity Health Health Plan of Oregon, Inc	OR	IA	Longevity Health Holdings of Oregon, LLC	Ownership	100.000	Longevity Health Founders, LLC	NO	
			83-2715812				Longevity Health Health Plan of Connecticut, Inc	CT	IA	Longevity Health Holdings of Connecticut, LLC	Ownership	100.000	Longevity Health Founders, LLC	NO	
			88-3290421				Longevity Health Health Plan of Indiana, Inc.	IN	IA	Longevity Health Holdings of Indiana, LLC	Ownership	100.000	Longevity Health Founders, LLC	NO	
			88-3257149				Longevity Health Health Plan of Virginia, Inc.	VA	IA	Longevity Health Holdings of Virginia, LLC	Ownership	100.000	Longevity Health Founders, LLC	NO	
			xxxxxxxx				Longevity Health Health Plan of Washington, Inc.	WA	IA	Longevity Health Holdings of Washington, LLC	Ownership	100.000	Longevity Health Founders, LLC	NO	
			83-3311446				Longevity Health Plan of Oklahoma, Inc.	OK	IA	Longevity Health Holdings of Oklahoma, LLC	Ownership	100.000	Longevity Health Founders, LLC	NO	
			83-4177747				Longevity Health Holdings of Michigan, LLC	DE	UDP	Longevity Health Founders, LLC	Ownership	70.000	None	NO	
			83-4177747				Longevity Health Holdings of Michigan, LLC	DE	UDP	Villa Longevity ISNP, LLC	Ownership	20.000	None	NO	
			83-4177747				Longevity Health Holdings of Michigan, LLC	DE	UDP	Illuminate Longevity, LLC	Ownership	10.000	None	NO	
			82-4089629				Longevity Health Holdings of Illinois, LLC	DE	NIA	Longevity Health Founders, LLC	Ownership	50.800	None	NO	
			82-4089629				Longevity Health Holdings of Illinois, LLC	DE	NIA	Illinois ISNP Partners, LLC	Ownership	49.200	None	NO	
			83-2535218				Longevity Health Holdings of Florida, LLC	DE	NIA	Longevity Health Founders, LLC	Ownership	50.000	None	NO	
			83-2535218				Longevity Health Holdings of Florida, LLC	DE	NIA	ISNP Investco LLC	Ownership	26.300	None	NO	
			83-2535218				Longevity Health Holdings of Florida, LLC	DE	NIA	PPG LHP FL LLC	Ownership	10.300	None	NO	

Annual Statement for the Year 2023 of the Longevity Health Plan of Michigan, Inc.

SCHEDULE Y

PART 1A - DETAIL OF INSURANCE HOLDING COMPANY SYSTEM

1	2	3	4	5	6	7	8	9	10	11	12	13	14	15	16
Group Code	Group Name	NAIC Company Code	ID Number	Federal RSSD	CIK	Name of Securities Exchange if Publicly Traded (U.S. or International)	Names of Parent, Subsidiaries or Affiliates	Domiciliary Location	Relationship to Reporting Entity	Directly Controlled by (Name of Entity/Person)	Type of Control (Ownership, Board, Management, Attorney-in-Fact, Influence, Other)	If Control is Ownership, Provide Percentage	Ultimate Controlling Entity(ies) / Person(s)	Is an SCA Filing Required? (Yes/No)	*
			83-2535218				Longevity Health Holdings of Florida, LLC	DE	NIA	LNF Group LLC	Ownership	3.400	None	NO	
			83-2535218				Longevity Health Holdings of Florida, LLC	DE	NIA	ISNPCO, LLC	Ownership	10.000	None	NO	
			83-4176889				Longevity Health Holdings of Colorado, LLC	DE	NIA	Longevity Health Founders, LLC	Ownership	87.300	None	NO	
			83-4176889				Longevity Health Holdings of Colorado, LLC	DE	NIA	Longevity Colorado Partners, LLC	Ownership	12.700	None	NO	
			82-4149476				Longevity Health Holdings of New Jersey, LLC	DE	NIA	Longevity Health Founders, LLC	Ownership	50.000	None	NO	
			82-4149476				Longevity Health Holdings of New Jersey, LLC	DE	NIA	Paragon Equity Group, LLC	Ownership	12.700	None	NO	
			82-4149476				Longevity Health Holdings of New Jersey, LLC	DE	NIA	Big HENS, LLC	Ownership	8.100	None	NO	
			82-4149476				Longevity Health Holdings of New Jersey, LLC	DE	NIA	SH ISNP, LLC	Ownership	7.500	None	NO	
			82-4149476				Longevity Health Holdings of New Jersey, LLC	DE	NIA	ISNP Investors, LLC	Ownership	4.800	None	NO	
			82-4149476				Longevity Health Holdings of New Jersey, LLC	DE	NIA	GK Longevity, LLC	Ownership	3.600	None	NO	
			82-4149476				Longevity Health Holdings of New Jersey, LLC	DE	NIA	Achieve Medicaid Solutions, LLC	Ownership	3.000	None	NO	
			82-4149476				Longevity Health Holdings of New Jersey, LLC	DE	NIA	Caring ISNP Investment, LLC	Ownership	2.400	None	NO	
			82-4149476				Longevity Health Holdings of New Jersey, LLC	DE	NIA	PC LNG Holdco LLC	Ownership	7.800	None	NO	
			83-3824224				Longevity Health Holdings of Oklahoma, LLC	DE	NIA	Longevity Health Founders, LLC	Ownership	100.000	None	NO	
			82-5330428				Longevity Health Holdings of New York, LLC	DE	NIA	Longevity Health Founders, LLC	Ownership	66.700	None	NO	
			82-5330428				Longevity Health Holdings of New York, LLC	DE	NIA	ACM Enterprises LLC	Ownership	8.300	None	NO	
			82-5330428				Longevity Health Holdings of New York, LLC	DE	NIA	LNF Group LLC	Ownership	8.300	None	NO	
			82-5330428				Longevity Health Holdings of New York, LLC	DE	NIA	LHP LLC	Ownership	8.300	None	NO	
			82-5330428				Longevity Health Holdings of New York, LLC	DE	NIA	Meir Melnick	Ownership	8.300	None	NO	
			84-4404132				Longevity Health Holdings of North Carolina, LLC	DE	NIA	Longevity Health Founders, LLC	Ownership	50.000	None	NO	
			84-4404132				Longevity Health Holdings of North Carolina, LLC	DE	NIA	PPG LHP NC, LLC	Ownership	21.870	None	NO	
			84-4404132				Longevity Health Holdings of North Carolina, LLC	DE	NIA	Broadway LHP NC, LLC	Ownership	14.580	None	NO	
			84-4404132				Longevity Health Holdings of North Carolina, LLC	DE	NIA	ISNPCO, LLC	Ownership	6.070	None	NO	

Annual Statement for the Year 2023 of the Longevity Health Plan of Michigan, Inc.

SCHEDULE Y

PART 1A - DETAIL OF INSURANCE HOLDING COMPANY SYSTEM

1	2	3	4	5	6	7	8	9	10	11	12	13	14	15	16
Group Code	Group Name	NAIC Company Code	ID Number	Federal RSSD	CIK	Name of Securities Exchange if Publicly Traded (U.S. or International)	Names of Parent, Subsidiaries or Affiliates	Domiciliary Location	Relationship to Reporting Entity	Directly Controlled by (Name of Entity/Person)	Type of Control (Ownership, Board, Management, Attorney-in-Fact, Influence, Other)	If Control is Ownership, Provide Percentage	Ultimate Controlling Entity(ies) / Person(s)	Is an SCA Filing Required? (Yes/No)	*
			84-4404132				Longevity Health Holdings of North Carolina, LLC	DE	NIA	WWBV Ventures, LLC	Ownership	7.480	None	NO	
			83-4178288				Longevity Health Holdings of Ohio, LLC	DE	NIA	Longevity Health Founders, LLC	Ownership	100.000	None	NO	
			87-1833976				Longevity Health Holdings of Massachusetts, LLC	DE	NIA	Longevity Health Founders, LLC	Ownership	100.000	None	NO	
			87-3096223				Longevity Health Holdings of Oregon, LLC	DE	NIA	Longevity Health Founders, LLC	Ownership	100.000	None	NO	
			83-2714564				Longevity Health Holdings of Connecticut, LLC	DE	NIA	Longevity Health Founders, LLC	Ownership	100.000	None	NO	
			88-3314008				Longevity Health Holdings of Indiana, LLC	DE	NIA	Longevity Health Founders, LLC	Ownership	100.000	None	NO	
			88-3286810				Longevity Health Holdings of Virginia, LLC	DE	NIA	Longevity Health Founders, LLC	Ownership	100.000	None	NO	
			87-3097058				Longevity Health Holdings of Washington, LLC	DE	NIA	Longevity Health Founders, LLC	Ownership	100.000	None	NO	
			86-1338170				Longevity Health Holdings of California, LLC	DE	NIA	Longevity Health Founders, LLC	Ownership	100.000	None	NO	
			86-1289945				Longevity Health Holdings of Louisiana, LLC	DE	NIA	Longevity Health Founders, LLC	Ownership	100.000	None	NO	
			86-1336952				Longevity Health Holdings of Wisconsin, LLC	DE	NIA	Longevity Health Founders, LLC	Ownership	100.000	None	NO	
			85-3897600				Longevity IPA of Michigan, LLC	DE	NIA	Longevity Health Founders, LLC	Ownership	70.000	None	NO	
			85-3897600				Longevity IPA of Michigan, LLC	DE	NIA	Villa Longevity ISNP, LLC	Ownership	20.000	None	NO	
			85-3897600				Longevity IPA of Michigan, LLC	DE	NIA	Illuminate Longevity, LLC	Ownership	10.000	None	NO	
			85-0894906				Longevity IPA of Illinois, LLC	DE	NIA	Longevity Health Founders, LLC	Ownership	50.800	None	NO	
			85-0894906				Longevity IPA of Illinois, LLC	DE	NIA	Illinois ISNP Partners, LLC	Ownership	49.200	None	NO	
			85-0894642				Longevity IPA of Florida, LLC	DE	NIA	Longevity Health Founders, LLC	Ownership	50.000	None	NO	
			85-0894642				Longevity IPA of Florida, LLC	DE	NIA	ISNP Investco LLC	Ownership	26.300	None	NO	
			85-0894642				Longevity IPA of Florida, LLC	DE	NIA	PPG LHP FL LLC	Ownership	10.300	None	NO	
			85-0894642				Longevity IPA of Florida, LLC	DE	NIA	LNF Group LLC	Ownership	3.400	None	NO	
			85-0894642				Longevity IPA of Florida, LLC	DE	NIA	ISNPCO, LLC	Ownership	10.000	None	NO	
			87-3692038				Longevity IPA of Colorado, LLC	DE	NIA	Longevity Health Founders, LLC	Ownership	87.300	None	NO	
			87-3692038				Longevity IPA of Colorado, LLC	DE	NIA	Longevity Colorado Partners, LLC	Ownership	12.700	None	NO	
			85-0926154				Longevity ODS of New Jersey, LLC	DE	NIA	Longevity Health Founders, LLC	Ownership	50.000	None	NO	
			85-0926154				Longevity ODS of New Jersey, LLC	DE	NIA	Paragon Equity Group, LLC	Ownership	12.700	None	NO	
			85-0926154				Longevity ODS of New Jersey, LLC	DE	NIA	Big HENS, LLC	Ownership	8.100	None	NO	

Annual Statement for the Year 2023 of the Longevity Health Plan of Michigan, Inc.

SCHEDULE Y

PART 1A - DETAIL OF INSURANCE HOLDING COMPANY SYSTEM

1	2	3	4	5	6	7	8	9	10	11	12	13	14	15	16
Group Code	Group Name	NAIC Company Code	ID Number	Federal RSSD	CIK	Name of Securities Exchange if Publicly Traded (U.S. or International)	Names of Parent, Subsidiaries or Affiliates	Domiciliary Location	Relationship to Reporting Entity	Directly Controlled by (Name of Entity/Person)	Type of Control (Ownership, Board, Management, Attorney-in-Fact, Influence, Other)	If Control is Ownership, Provide Percentage	Ultimate Controlling Entity(ies) / Person(s)	Is an SCA Filing Required? (Yes/No)	*
			85-0926154				Longevity ODS of New Jersey, LLC	DE	NIA	SH ISNP, LLC	Ownership	7.500	None	NO	
			85-0926154				Longevity ODS of New Jersey, LLC	DE	NIA	ISNP Investors, LLC	Ownership	4.800	None	NO	
			85-0926154				Longevity ODS of New Jersey, LLC	DE	NIA	GK Longevity, LLC	Ownership	3.600	None	NO	
			85-0926154				Longevity ODS of New Jersey, LLC	DE	NIA	Achieve Medicaid Solutions, LLC	Ownership	3.000	None	NO	
			85-0926154				Longevity ODS of New Jersey, LLC	DE	NIA	Caring ISNP Investment, LLC	Ownership	2.400	None	NO	
			85-0926154				Longevity ODS of New Jersey, LLC	DE	NIA	PC LNG Holdco LLC	Ownership	7.800	None	NO	
			87-1744103				Longevity IPA of New York, LLC	DE	NIA	Longevity Health Founders, LLC	Ownership	100.000	None	NO	
			87-1712265				Longevity IPA of Western New York, LLC	DE	NIA	Longevity Health Founders, LLC	Ownership	50.000	None	NO	
			87-1712265				Longevity IPA of Western New York, LLC	DE	NIA	DKSG LLC	Ownership	50.000	None	NO	
			86-1280143				Longevity IPA of North Carolina, LLC	DE	NIA	Longevity Health Founders, LLC	Ownership	50.000	None	NO	
			86-1280143				Longevity IPA of North Carolina, LLC	DE	NIA	PPG LHP NC, LLC	Ownership	21.870	None	NO	
			86-1280143				Longevity IPA of North Carolina, LLC	DE	NIA	Broadway LHP NC, LLC	Ownership	14.580	None	NO	
			86-1280143				Longevity IPA of North Carolina, LLC	DE	NIA	ISNPCO, LLC	Ownership	6.070	None	NO	
			86-1280143				Longevity IPA of North Carolina, LLC	DE	NIA	Saber, LLC	Ownership	7.480	None	NO	
			92-0877981				Longevity IPA of Massachusetts, LLC	DE	NIA	Longevity Health Founders, LLC	Ownership	100.000	None	NO	
			92-1050348				Longevity IPA of Georgia, LLC	DE	NIA	Longevity Health Founders, LLC	Ownership	100.000	None	NO	
			92-1054400				Longevity IPA of South Carolina, LLC	DE	NIA	Longevity Health Founders, LLC	Ownership	100.000	None	NO	
			92-0857131				Longevity IPA of Indiana, LLC	DE	NIA	Longevity Health Founders, LLC	Ownership	100.000	None	NO	
			92-2234881				Longevity IPA of Texas, LLC	DE	NIA	Longevity Health Founders, LLC	Ownership	88.000	None	NO	
			92-2234881				Longevity IPA of Texas, LLC	DE	NIA	Healthcare Investments ISNP LLC	Ownership	12.000	None	NO	
			92-2524738				Longevity IPA of Wisconsin, LLC	DE	NIA	Longevity Health Founders, LLC	Ownership	100.000	None	NO	
			92-3247153				Longevity Health IPA of Ohio, LLC	DE	NIA	Longevity Health Founders, LLC	Ownership	100.000	None	NO	
			92-3275238				Longevity Advantage IPA of Ohio, LLC	DE	NIA	Longevity Health Founders, LLC	Ownership	100.000	None	NO	

Annual Statement for the Year 2023 of the Longevity Health Plan of Michigan, Inc.

SCHEDULE Y

PART 1A - DETAIL OF INSURANCE HOLDING COMPANY SYSTEM

1	2	3	4	5	6	7	8	9	10	11	12	13	14	15	16
Group Code	Group Name	NAIC Company Code	ID Number	Federal RSSD	CIK	Name of Securities Exchange if Publicly Traded (U.S. or International)	Names of Parent, Subsidiaries or Affiliates	Domiciliary Location	Relationship to Reporting Entity	Directly Controlled by (Name of Entity/Person)	Type of Control (Ownership, Board, Management, Attorney-in-Fact, Influence, Other)	If Control is Ownership, Provide Percentage	Ultimate Controlling Entity(ies) / Person(s)	Is an SCA Filing Required? (Yes/No)	*
			92-3861273				Longevity IPA of Virginia, LLC	DE	NIA	Longevity Health Founders, LLC	Ownership	100.000	None	NO	
			88-2161983				Longevity IDS of Pennsylvania	DE	NIA	Longevity Health Founders, LLC	Ownership	100.000	None	NO	
			83-2536308				LHP MSO, LLC	DE	NIA	Longevity Health Founders, LLC	Ownership	100.000	None	NO	
			83-2537238				Livewell Choice LLC	DE	NIA	Longevity Health Founders, LLC	Ownership	100.000	None	NO	
			87-2686984				Onecare MSO LLC	DE	NIA	Longevity Health Founders, LLC	Ownership	100.000	None	NO	
			82-5320454				Longevity Health Founders, LLC	DE	UIP	Pinta Partners LHP, LLC	Ownership	20.400	Joel Landau	NO	
			82-5320454				Longevity Health Founders, LLC	DE	UIP	Athyrium ISNP Holdings, LLC	Ownership	28.600	Athyrium Funds GP Holdings LLC	NO	
			82-5320454				Longevity Health Founders, LLC	DE	UIP	TCII Long, L.P	Ownership	21.000	Transformation Capital Fund II GP LP	NO	
			82-5320454				Longevity Health Founders, LLC	DE	UIP	Halle LHP Holdings, LLC	Ownership	24.600	Halle Capital Partners GP, LLC	NO	
			82-5320454				Longevity Health Founders, LLC	DE	UIP	Various small shareholders	Ownership	5.400	None	NO	
			82-3939212				Pinta Partners LHP, LLC	NY	UIP	Joel Landau	Ownership	47.400		NO	
			xxxxxxx				Joel Landau	NY	UIP	n/a	Other	-		NO	
			86-3825117				TCII Long, L.P	DE	UIP	Transformation Capital Fund II, LP	Management	-		NO	
			84-3962329				Transformation Capital Fund II, LP	DE	UIP	Transformation Capital Fund II GP LP	Management	-		NO	
			86-2740178				Halle LHP Holdings, LLC	DE	UIP	Halle Capital Partners I, LP	Management	-		NO	
			xxxxxxx				Halle Capital Partners I, LP	DE	UIP	Halle Capital Partners GP, LLC	Management	-		NO	
			82-3877393				Athyrium ISNP Holdings, LLC	NY	UIP	Athyrium Opportunities II Acquisition 2 LP	Ownership	50.000	Athyrium Funds GP Holdings LLC	NO	
			82-3877393				Athyrium ISNP Holdings, LLC	NY	UIP	Athyrium Opportunities III Acquisition 2 LP	Ownership	50.000	Athyrium Funds GP Holdings LLC	NO	
			81-1726206				Athyrium Opportunities II Acquisition 2 LP	NY	UIP	Athyrium Opportunities Associates II LP	Management	-		NO	
			36-4883510				Athyrium Opportunities III Acquisition 2 LP	NY	UIP	Athyrium Opportunities Associates III LP	Management	-		NO	
			30-0839879				Athyrium Opportunities Associates II LP	NY	UIP	Athyrium GP Holdings LLC	Management	-		NO	
			81-3009833				Athyrium Opportunities Associates III LP	NY	UIP	Athyrium Opportunities Associates III GP LLC	Management	-		NO	
			47-1740650				Athyrium GP Holdings LLC	NY	UIP	Athyrium Funds GP Holdings LLC	Management	-		NO	
			35-2572536				Athyrium Opportunities Associates III GP LLC	NY	UIP	Athyrium Funds GP Holdings LLC	Management	-		NO	

41.4

Asterisk	Explanation

SCHEDULE Y

PART 2 - SUMMARY OF INSURER'S TRANSACTIONS WITH ANY AFFILIATES

1	2	3	4	5	6	7	8	9	10	11	12	13
NAIC Company Code	ID Number	Names of Insurers and Parent, Subsidiaries or Affiliates	Shareholder Dividends	Capital Contributions	Purchases, Sales or Exchanges of Loans, Securities, Real Estate, Mortgage Loans or Other Investments	Income/ (Disbursements) Incurred in Connection with Guarantees or Undertakings for the Benefit of any Affiliate(s)	Management Agreements and Service Contracts	Income/ (Disbursements) Incurred Under Reinsurance Agreements	*	Any Other Material Activity Not in the Ordinary Course of the Insurer's Business	Totals	Reinsurance Recoverable/ (Payable) on Losses and/or Reserve Credit Taken/ (Liability)
16364	82-4411565	Longevity Health Plan of New York, Inc.		2,500,000			(3,366,212)				(866,212)	
	82-5330428	Longevity Health Holdings of New York, LLC		(2,500,000)							(2,500,000)	
16769	83-4177343	Longevity Health Plan of Colorado, Inc.					(11,008,566)				(11,008,566)	
	83-4176889	Longevity Health Holdings of Colorado, LLC										
16567	83-2467751	Longevity Health Plan of Florida, Inc.					(29,825,355)				(29,825,355)	
	83-2535218	Longevity Health Holdings of Florida, LLC										
16350	82-4248118	Longevity Health Plan of Illinois, Inc.		500,000			(24,133,836)				(23,633,836)	
	82-4089629	Longevity Health Holdings of Illinois, LLC		(500,000)							(500,000)	
16779	83-3062929	Longevity Health Plan of Michigan, Inc.		200,000			(26,112,348)				(25,912,348)	
	83-4177747	Longevity Health Holdings of Michigan, LLC		(200,000)							(200,000)	
16768	84-4363580	Longevity Health Plan of North Carolina, Inc.		-			(35,652,409)				(35,652,409)	
	84-4404132	Longevity Health Holdings of North Carolina, LLC		-							-	
16355	82-5331490	Longevity Health Plan of New Jersey, Inc.		-			(6,018,115)				(6,018,115)	
	82-4149476	Longevity Health Holdings of New Jersey, LLC		-							-	
17267	87-3827414	Longevity Health Plan of Massachusetts, Inc.										
	87-1833976	Longevity Health Holdings of Massachusetts, LLC										
	83-2536308	LHP MSO, LLC					21,567,181				21,567,181	
	86-1280143	Longevity IPA of North Carolina LLC					32,752,755				32,752,755	
	87-3692038	Longevity IPA of Colorado, LLC					9,802,886				9,802,886	
	85-0894906	Longevity IPA of Illinois, LLC					21,893,948				21,893,948	
	85-0894642	Longevity IPA of Florida, LLC					26,408,914				26,408,914	
	85-3897600	Longevity IPA of Michigan, LLC					23,691,157				23,691,157	

SCHEDULE Y

PART 2 - SUMMARY OF INSURER'S TRANSACTIONS WITH ANY AFFILIATES

1	2	3	4	5	6	7	8	9	10	11	12	13
NAIC Company Code	ID Number	Names of Insurers and Parent, Subsidiaries or Affiliates	Shareholder Dividends	Capital Contributions	Purchases, Sales or Exchanges of Loans, Securities, Real Estate, Mortgage Loans or Other Investments	Income/ (Disbursements) Incurred in Connection with Guarantees or Undertakings for the Benefit of any Affiliate(s)	Management Agreements and Service Contracts	Income/ (Disbursements) Incurred Under Reinsurance Agreements	*	Any Other Material Activity Not in the Ordinary Course of the Insurer's Business	Totals	Reinsurance Recoverable/ (Payable) on Losses and/or Reserve Credit Taken/ (Liability)
9999999 – Control Totals.....												-

SCHEDULE Y

Part 3 - ULTIMATE CONTROLLING PARTY AND LISTING OF OTHER U.S. INSURANCE GROUPS OR ENTITIES UNDER THAT ULTIMATE CONTROLLING PARTY'S CONTROL

1 Insurers in Holding Company	2 Owners with Greater than 10% Ownership	3 Ownership Percentage Column 2 of Column 1	4 Granted Disclaimer of Control / Affiliation of Column 2 Over Column 1 (Yes/No)	5 Ultimate Controlling Party	6 U.S. Insurance Groups or Entities Controlled by Column 5	7 Ownership Percentage (Column 5 of Column 6)	8 Granted Disclaimer of Control / Affiliation of Column 5 Over Column 6 (Yes/No)
Longevity Health Plan of Florida, Inc.	Longevity Health Holdings of Florida, LLC	100.000 %	NO	Joel Landau	Longevity Health Founders, LLC (group Code 4920)	9.590 %	NO
Longevity Health Plan of Florida, Inc.	Longevity Health Holdings of Florida, LLC	100.000 %	NO	Athyrium Funds GP Holdings LLC	Longevity Health Founders, LLC (group Code 4920)	28.630 %	NO
Longevity Health Plan of Florida, Inc.	Longevity Health Holdings of Florida, LLC	100.000 %	NO	Transformation Capital Fund II GP LP	Longevity Health Founders, LLC (group Code 4920)	20.970 %	NO
Longevity Health Plan of Florida, Inc.	Longevity Health Holdings of Florida, LLC	100.000 %	NO	Halle Capital Partners GP, LLC	Longevity Health Founders, LLC (group Code 4920)	24.600 %	NO
Longevity Health Health Plan of New Jersey Insurance Company, Inc.	Longevity Health Holdings of New Jersey, LLC	100.000 %	NO	Joel Landau	Longevity Health Founders, LLC (group Code 4920)	9.590 %	NO
Longevity Health Health Plan of New Jersey Insurance Company, Inc.	Longevity Health Holdings of New Jersey, LLC	100.000 %	NO	Athyrium Funds GP Holdings LLC	Longevity Health Founders, LLC (group Code 4920)	28.630 %	NO
Longevity Health Health Plan of New Jersey Insurance Company, Inc.	Longevity Health Holdings of New Jersey, LLC	100.000 %	NO	Transformation Capital Fund II GP LP	Longevity Health Founders, LLC (group Code 4920)	20.970 %	NO
Longevity Health Health Plan of New Jersey Insurance Company, Inc.	Longevity Health Holdings of New Jersey, LLC	100.000 %	NO	Halle Capital Partners GP, LLC	Longevity Health Founders, LLC (group Code 4920)	24.600 %	NO
Longevity Health Health Plan of Illinois, Inc.	Longevity Health Holdings of Illinois, LLC	100.000 %	NO	Joel Landau	Longevity Health Founders, LLC (group Code 4920)	9.590 %	NO
Longevity Health Health Plan of Illinois, Inc.	Longevity Health Holdings of Illinois, LLC	100.000 %	NO	Athyrium Funds GP Holdings LLC	Longevity Health Founders, LLC (group Code 4920)	28.630 %	NO
Longevity Health Health Plan of Illinois, Inc.	Longevity Health Holdings of Illinois, LLC	100.000 %	NO	Transformation Capital Fund II GP LP	Longevity Health Founders, LLC (group Code 4920)	20.970 %	Yes
Longevity Health Health Plan of Illinois, Inc.	Longevity Health Holdings of Illinois, LLC	100.000 %	NO	Halle Capital Partners GP, LLC	Longevity Health Founders, LLC (group Code 4920)	24.600 %	Yes
Longevity Health Health Plan of New York, Inc.	Longevity Health Holdings of New York, LLC	100.000 %	NO	Joel Landau	Longevity Health Founders, LLC (group Code 4920)	9.590 %	NO
Longevity Health Health Plan of New York, Inc.	Longevity Health Holdings of New York, LLC	100.000 %	NO	Athyrium Funds GP Holdings LLC	Longevity Health Founders, LLC (group Code 4920)	28.630 %	NO
Longevity Health Health Plan of New York, Inc.	Longevity Health Holdings of New York, LLC	100.000 %	NO	Transformation Capital Fund II GP LP	Longevity Health Founders, LLC (group Code 4920)	20.970 %	NO
Longevity Health Health Plan of New York, Inc.	Longevity Health Holdings of New York, LLC	100.000 %	NO	Halle Capital Partners GP, LLC	Longevity Health Founders, LLC (group Code 4920)	24.600 %	NO
Longevity Health Health Plan of Michigan, Inc.	Longevity Health Holdings of Michigan, LLC	100.000 %	NO	Joel Landau	Longevity Health Founders, LLC (group Code 4920)	9.590 %	NO
Longevity Health Health Plan of Michigan, Inc.	Longevity Health Holdings of Michigan, LLC	100.000 %	NO	Athyrium Funds GP Holdings LLC	Longevity Health Founders, LLC (group Code 4920)	28.630 %	NO
Longevity Health Health Plan of Michigan, Inc.	Longevity Health Holdings of Michigan, LLC	100.000 %	NO	Transformation Capital Fund II GP LP	Longevity Health Founders, LLC (group Code 4920)	20.970 %	NO
Longevity Health Health Plan of Michigan, Inc.	Longevity Health Holdings of Michigan, LLC	100.000 %	NO	Halle Capital Partners GP, LLC	Longevity Health Founders, LLC (group Code 4920)	24.600 %	NO

SCHEDULE Y

Part 3 - ULTIMATE CONTROLLING PARTY AND LISTING OF OTHER U.S. INSURANCE GROUPS OR ENTITIES UNDER THAT ULTIMATE CONTROLLING PARTY'S CONTROL

1 Insurers in Holding Company	2 Owners with Greater than 10% Ownership	3 Ownership Percentage Column 2 of Column 1	4 Granted Disclaimer of Control / Affiliation of Column 2 Over Column 1 (Yes/No)	5 Ultimate Controlling Party	6 U.S. Insurance Groups or Entities Controlled by Column 5	7 Ownership Percentage (Column 5 of Column 6)	8 Granted Disclaimer of Control / Affiliation of Column 5 Over Column 6 (Yes/No)
Longevity Health Health Plan of North Carolina, Inc.	Longevity Health Holdings of North Carolina, LLC	100.000 %	NO	Joel Landau	Longevity Health Founders, LLC (group Code 4920)	9.590 %	Yes
Longevity Health Health Plan of North Carolina, Inc.	Longevity Health Holdings of North Carolina, LLC	100.000 %	NO	Athyrium Funds GP Holdings LLC	Longevity Health Founders, LLC (group Code 4920)	28.630 %	Yes
Longevity Health Health Plan of North Carolina, Inc.	Longevity Health Holdings of North Carolina, LLC	100.000 %	NO	Transformation Capital Fund II GP LP	Longevity Health Founders, LLC (group Code 4920)	20.970 %	Yes
Longevity Health Health Plan of North Carolina, Inc.	Longevity Health Holdings of North Carolina, LLC	100.000 %	NO	Halle Capital Partners GP, LLC	Longevity Health Founders, LLC (group Code 4920)	24.600 %	Yes
Longevity Health Plan of Colorado, Inc.	Longevity Health Holdings of Colorado, LLC	100.000 %	NO	Joel Landau	Longevity Health Founders, LLC (group Code 4920)	9.590 %	NO
Longevity Health Plan of Colorado, Inc.	Longevity Health Holdings of Colorado, LLC	100.000 %	NO	Athyrium Funds GP Holdings LLC	Longevity Health Founders, LLC (group Code 4920)	28.630 %	NO
Longevity Health Plan of Colorado, Inc.	Longevity Health Holdings of Colorado, LLC	100.000 %	NO	Transformation Capital Fund II GP LP	Longevity Health Founders, LLC (group Code 4920)	20.970 %	NO
Longevity Health Plan of Colorado, Inc.	Longevity Health Holdings of Colorado, LLC	100.000 %	NO	Halle Capital Partners GP, LLC	Longevity Health Founders, LLC (group Code 4920)	24.600 %	NO
Longevity Health Plan of Massachusetts, Inc.	Longevity Health Holdings of Massachusetts, LLC	100.000 %	NO	Joel Landau	Longevity Health Founders, LLC (group Code 4920)	9.590 %	NO
Longevity Health Plan of Massachusetts, Inc.	Longevity Health Holdings of Massachusetts, LLC	100.000 %	NO	Athyrium Funds GP Holdings LLC	Longevity Health Founders, LLC (group Code 4920)	28.630 %	NO
Longevity Health Plan of Massachusetts, Inc.	Longevity Health Holdings of Massachusetts, LLC	100.000 %	NO	Transformation Capital Fund II GP LP	Longevity Health Founders, LLC (group Code 4920)	20.970 %	NO
Longevity Health Plan of Massachusetts, Inc.	Longevity Health Holdings of Massachusetts, LLC	100.000 %	NO	Halle Capital Partners GP, LLC	Longevity Health Founders, LLC (group Code 4920)	24.600 %	NO

43.1

SUPPLEMENTAL EXHIBITS AND SCHEDULE INTERROGATORIES

REQUIRED FILINGS

The following supplemental reports are required to be filed as part of your statement filing unless specifically waived by the domiciliary state. However, in the event that your domiciliary state waives the filing requirement, your response of **WAIVED** to the specific interrogatory will be accepted in lieu of filing a "NONE" report and a bar code will be printed below. If the supplement is required of your company but is not being filed for whatever reason, enter **SEE EXPLANATION** and provide an explanation following the interrogatory questions.

	Response
March Filing	
1. Will the Supplemental Compensation Exhibit be filed with the state of domicile by March 1?.....	YES
2. Will an actuarial opinion be filed by March 1?.....	YES
3. Will the confidential Risk-based Capital Report be filed with the NAIC by March 1?.....	YES
4. Will the confidential Risk-based Capital Report be filed with the state of domicile, if required by March 1?.....	YES
April Filing	
5. Will Management's Discussion and Analysis be filed by April 1?.....	YES
6. Will the Supplemental Investment Risks Interrogatories be filed by April 1?.....	YES
7. Will the Accident and Health Policy Experience Exhibit be filed by April 1?.....	YES
June Filing	
8. Will an audited financial report be filed by June 1?.....	YES
9. Will Accountants Letter of Qualifications be filed with the state of domicile and electronically with the NAIC by June 1?.....	YES

SUPPLEMENTAL FILINGS

The following supplemental reports are required to be filed as part of your statement filing **if your company is engaged in the type of business covered by the supplement. However, in the event that your company does not transact the type of business for which the special report must be filed, your response of NO to the specific interrogatory will be accepted in lieu of filing a "NONE" report and a bar code will be printed below.** If the supplement is required of your company but is not being filed for whatever reason, enter **SEE EXPLANATION** and provide an explanation following the interrogatory questions.


March Filing	
10. Will the Medicare Supplement Insurance Experience Exhibit be filed with the state of domicile and the NAIC by March 1?.....	NO
11. Will the Supplemental Life data due March 1 be filed with the state of domicile and the NAIC?.....	NO
12. Will Schedule SIS (Stockholder Information Supplement) be filed with the state of domicile by March 1?.....	NO
13. Will the actuarial opinion on participating and non-participating policies as required in Interrogatories 1 and 2 on Exhibit 5 to Life Supplement be filed with the state of domicile and electronically with the NAIC by March 1?.....	NO
14. Will the actuarial opinion on non-guaranteed elements as required in Interrogatory 3 to Exhibit 5 to Life Supplement be filed with the state of domicile and electronically with the NAIC by March 1?.....	NO
15. Will the Medicare Part D Coverage Supplement be filed with the state of domicile and the NAIC by March 1?.....	NO
16. Will an approval from the reporting entity's state of domicile for relief related to the five-year rotation requirement for lead audit partner be filed electronically with the NAIC by March 1?.....	NO
17. Will an approval from the reporting entity's state of domicile for relief related to the one-year cooling off period for independent CPA be filed electronically with the NAIC by March 1?.....	NO
18. Will an approval from the reporting entity's state of domicile for relief related to the Requirements for Audit Committees be filed electronically with the NAIC by March 1?.....	NO
19. Will the Market Conduct Annual Statement (MCAS) Premium Exhibit for the Year be filed with the applicable jurisdictions and with the NAIC by March 1?.....	YES
April Filing	
20. Will the Long-Term Care Experience Reporting Forms be filed with the state of domicile and the NAIC by April 1?.....	NO
21. Will the Supplemental Life data due April 1 be filed with the state of domicile and the NAIC?.....	NO
22. Will the Supplemental Health Care Exhibit (Parts 1 and 2) be filed with the state of domicile and the NAIC by April 1?.....	YES
23. Will the Life, Health & Annuity Guaranty Association Assessable Premium Exhibit - Parts 1 and 2 be filed with the state of domicile and the NAIC by April 1?.....	YES
August Filing	
24. Will Management's Report of Internal Control Over Financial Reporting be filed with the state of domicile by August 1?.....	NO

SUPPLEMENTAL EXHIBITS AND SCHEDULE INTERROGATORIES


Explanation

Barcode


- 1.
- 2.
- 3.
- 4.
- 5.
- 6.
- 7.
- 8.
- 9.
- 10.
- 11.
- 12.
- 13.
- 14.
- 15.
- 16.
- 17.
- 18.
- 19.
- 20.
- 21.
- 22.
- 23.
- 24.




1 6 7 7 9 2 0 2 3 3 6 0 0 0 0 0 0




1 6 7 7 9 2 0 2 3 2 0 5 0 0 0 0 0




1 6 7 7 9 2 0 2 3 4 2 0 0 0 0 0 0




1 6 7 7 9 2 0 2 3 3 7 1 0 0 0 0 0




1 6 7 7 9 2 0 2 3 3 7 0 0 0 0 0 0




1 6 7 7 9 2 0 2 3 3 6 5 0 0 0 0 0




1 6 7 7 9 2 0 2 3 2 2 4 0 0 0 0 0




1 6 7 7 9 2 0 2 3 2 2 5 0 0 0 0 0




1 6 7 7 9 2 0 2 3 2 2 6 0 0 0 0 0



1 6 7 7 9 2 0 2 3 3 0 6 0 0 0 0 0



1 6 7 7 9 2 0 2 3 2 1 1 0 0 0 0 0



1 6 7 7 9 2 0 2 3 2 2 3 0 0 0 0 0

OVERFLOW PAGE FOR WRITE-INS

OVERFLOW PAGE FOR WRITE-INS



MARKET CONDUCT ANNUAL STATEMENT (MCAS) PREMIUM EXHIBIT FOR YEAR

For The Year Ended December 31, 2023
 (To Be Filed By March 1)
 FOR THE STATE OF Michigan

NAIC Group Code: 4920

NAIC Company Code: 16779

	1 MCAS Reportable Premium / Considerations (YES/NO)
MCAS Line of Business	
1. Disability income	NO
2. Health	NO
3. Homeowners	NO
4. Individual annuity	NO
5. Individual life	NO
6. Lender-placed home and auto	NO
7. Long-term care	NO
8. Other health	NO
9. Private flood	NO
10. Private passenger auto	NO
11. Short-term limited duration health plans	NO
12. Travel	NO